
ADAPTIVE PARTITION-BASED SDDP ALGORITHMS FOR MULTISTAGE STOCHASTIC LINEAR PROGRAMMING

A PREPRINT

Murwan Siddig
Department of Industrial Engineering
Clemson University
Clemson, SC, USA 29631
msiddig@clemson.edu

Yongjia Song
Department of Industrial Engineering
Clemson University
Clemson, SC, USA 29631
yongjis@clemson.edu

August 30, 2019

ABSTRACT

In this paper, we extend the adaptive partition-based approach for solving two-stage stochastic programs with fixed recourse to the multistage stochastic programming setting. The proposed algorithms integrate the adaptive partition-based strategy with a popular approach for solving multistage stochastic programs, the *stochastic dual dynamic programming*, via different tree-traversal strategies in order to enhance its computational efficiency. Our numerical experiments on a hydro-thermal power generation planning problem show the effectiveness of the proposed algorithms.

Keywords Stochastic optimization · Multistage stochastic linear programs · Partition-based approach · SDDP algorithm

1 Introduction

Multistage stochastic programming is a well-recognized mathematical optimization model for problems that require optimization under uncertainty over time. These problems arise in a variety of applications, such as energy [1, 2, 3, 4, 5, 6], finance [7, 8, 9, 10], transportation [11, 12, 13] and sports [14], among others. In particular, in this paper, we consider a class of multistage stochastic programming models which have applications in long-term hydro-thermal power generation planning, in which one aims to construct an optimal operational strategy under the uncertainty of rainfall volume in order to minimize power generation cost to meet certain demand. The sequential nature in the decision-making structure and the uncertainty in the problem data such as, future (water) inflows, demand, fuel cost, etc., make the hydro-thermal power generation planning problem a classical problem in applications of multistage stochastic programming.

In the stochastic programming literature, there is a good deal of work on how to tackle such problems in a computationally tractable fashion. One typical approach is to approximate the underlying stochastic process governing the uncertainty in the problem data using scenario trees. The result of doing this is two fold:

1. As the number of decision stages in the planning horizon increases, the increasing scenario-tree size requires an exponential growth of computational resources for solving the corresponding multistage stochastic program [15].
2. Specialized algorithms that employ decomposition techniques become a necessity to solve the resulting large-scale mathematical programs.

In this paper we are concerned with the computational efficiency for solving multistage stochastic programming problems based on enhancements to one of the most successful decomposition algorithms for these problems, the *Stochastic Dual Dynamic Programming* (SDDP) algorithm [16]. The proposed enhancements are based on the idea of employing adaptive partition-based formulation [17, 18], which gives a relaxation of the original mathematical program obtained by aggregating variables and constraints according to a partition over the set of scenarios. Using the dual

information associated with each scenario, the partition can be refined during the solution process until it yields an optimal solution to the problem. Partition-based strategies have shown to be very effective in the two-stage stochastic programming setting due to the reduced computational effort in generating cutting planes that are adaptively refined in the solution process. The task of integrating adaptive partition-based strategies to the SDDP algorithm poses the following questions:

1. How to choose the way for the SDDP algorithm to traverse the scenario tree with aggregated variables and constraints according to the scenario partition in each stage?
2. For a given tree-traversal strategy, how accurate should the solution be during different phases of the solution process?
3. How should we refine the scenario partition in each stage?

Using different strategies to traverse the scenario tree, refining the partition in an *adaptive partition-based SDDP* algorithm can be done in many different ways. We investigate two different strategies, namely *refinement outside of the SDDP algorithm*, and *refinement within the SDDP algorithm*. Moreover, we develop a method which exploits the nature in problems of optimal policies with special structures. This is done by incorporating partition-based strategies only to a selected subset of stages in the planning horizon, while the standard approach in SDDP is applied to other stages.

The rest of this paper is organized as follows: in Section 2 we introduce a general multistage stochastic programming formulation and provide an overview of the theoretical background in adaptive partition-based strategies and the SDDP algorithm. In Section 3, we demonstrate how the adaptive partition-based approach can be used in the multistage setting and provide the ingredients of our proposed algorithms. In Section 4 we describe in details three types of adaptive partition-based SDDP algorithms: *Refinement outside SDDP*, *Refinement within SDDP* and *Adaptive partition-based SDDP with structured cut generation policies*. In Section 5 an extensive computational analysis is presented, and the proposed approach is compared with alternative approaches in terms of their computational performance. Finally, in Section 6 we conclude with some final remarks.

2 Preliminaries on Multistage Stochastic Linear Programs and Decomposition Schemes

In stochastic programming (SP) models, the underlying data uncertainty involved in the problem is characterized by a random vector ξ with known probability distribution. In its most simple form, two-stage SP, two kinds of decisions are involved: *first-stage* decisions x_1 that are made prior to the realization of random vector ξ , and *second-stage* recourse decisions $x_2 := x_2(\xi)$ that are made after observing the realization of random vector ξ . A two-stage stochastic linear program (2SLP) can be formulated as follows (1):

$$\min_{\substack{A_1 x_1 = b_1 \\ x_1 \in \mathbb{R}_+^{n_1}}} c_1^\top x_1 + \mathbb{E}_\xi \left[\min_{\substack{B_2 x_1 + A_2 x_2 = b_2 \\ x_2 \in \mathbb{R}_+^{n_2}}} c_2^\top x_2 \right], \quad (1)$$

where $\xi = (c_2, B_2, A_2, b_2)$, and the expectation $\mathbb{E}_\xi[\cdot]$ is taken with respect to the probability measure of random vector $\xi \in \Xi$.

Multistage stochastic linear programs (MSLPs) provide an explicit framework which generalizes the 2SLP for multiple stages of sequential decision making under uncertainty. In a planning horizon of T stages, the dynamic realization of uncertainty is typically modeled as a stochastic process $(\xi_1, \xi_2, \dots, \xi_T)$ such that, ξ_1 is deterministic, and for each $t = 2, 3, \dots, T$, $\xi_t \in \Xi_t$ is random vector that will be realized in stage t . The history of this stochastic process up to time t is denoted by $\xi_{[t]} := (\xi_1, \dots, \xi_t)$. The nested form of an MSLP can be expressed as:

$$\min_{\substack{A_1 x_1 = b_1 \\ x_1 \in \mathbb{R}_+^{n_1}}} c_1^\top x_1 + \mathbb{E}_{|\xi_{[1]}} \left[\min_{\substack{B_2 x_1 + A_2 x_2 = b_2 \\ x_2 \in \mathbb{R}_+^{n_2}}} c_2^\top x_2 + \mathbb{E}_{|\xi_{[2]}} \left[\dots + \mathbb{E}_{|\xi_{[T-1]}} \left[\min_{\substack{B_T x_{T-1} + A_T x_T = b_T \\ x_T \in \mathbb{R}_+^{n_T}}} c_T^\top x_T \right] \right] \right], \quad (2)$$

where some (or all) data $\xi_t = (c_t, B_t, A_t, b_t)$ can be subject to uncertainty for $t = 2, \dots, T$. The expectation $\mathbb{E}_{|\xi_{[t]}}[\cdot]$ is taken with respect to the conditional probability measure of the random vector ξ_{t+1} . The sequence of decisions $(\bar{x}_1, \bar{x}_2, \dots, \bar{x}_T)$, denoted by $\bar{x}_t = \bar{x}_t(\xi_{[t]})$, $\forall t = 1, 2, \dots, T$ is referred to as an implementable policy for problem (2). Such policy provides a decision rule at every stage t based on the realization of the data process up to time t . The aim of an MSLP is to find an optimal policy to (2).

The question of how to construct scenarios to induce a decision policy and measure its quality is beyond the scope of this paper. In this paper, we assume that a scenario tree \mathcal{T} is given, where a finite number of realizations is available for each ξ_t , $\forall t = 2, 3, \dots, T$. As such, (1) and (2) can be written as large-scale linear programs, known as the *deterministic equivalent programs* (DEP). This is, for instance, the case in which (2) is a sample average approximation (SAA) of an original MSLP where the underlying random vector ξ_t in each stage t follows a continuous probability distribution. We refer the reader to [19] for a discussion on the relationship between an SAA problem and the original MSLP with a continuous distribution.

2.1 Preliminaries on Two-stage Stochastic Linear Programs

Consider solving the following DEP for the 2SLP (1) with a set of scenarios indexed by $N = \{1, 2, \dots, |\Xi|\}$:

$$\begin{aligned} z^* = \min_{x_1 \in \mathbb{R}_+^{n_1}} \quad & c_1^\top x_1 + \Omega(x_1) \\ \text{s.t.} \quad & A_1 x_1 = b_1 \end{aligned} \quad (3)$$

where the second-stage cost $\Omega(x_1) := \mathbb{E}_\xi [Q(x_1, \xi)]$, such that

$$Q(x_1, \xi) = \min_{x_2 \in \mathbb{R}_+^{n_2}} \left\{ c_2^\top x_2 \mid B_2 x_1 + A_2 x_2 = b_2 \right\}. \quad (4)$$

For simplicity, we assume that each scenario happens with an equal probability $1/|\Xi|$. It can be easily seen that, as the number of scenarios grows, the DEP becomes computationally challenging to solve. Nevertheless, the DEP has a special structure that lends itself to decomposition techniques developed to solve large-scale LPs. These include variants of *Benders decomposition* (also called the L-shaped method [20]) for the two-stage setting, which generalizes to *nested Benders decomposition* for MSLPs.

2.1.1 Benders decomposition and inexact oracles

Standard Benders decomposition consists of iteratively solving an approximate problem referred to as the *master problem*, where the second-stage cost function $\Omega(\cdot)$ in (3) is approximated by a cutting-plane lower approximation, and a subproblem for each scenario $k \in N$. The master problem provides a candidate solution x_1 , which is an optimal solution to the master problem under the current approximation of $\Omega(\cdot)$, denoted by $\check{\Omega}(\cdot)$. This solution x_1 will then be evaluated by solving the subproblems. The cutting plane approximation for $\Omega(\cdot)$ is improved by providing *feasibility cuts* and/or *optimality cuts* generated using information obtained from solving the subproblems. We refer the reader to [21] and [22] for a detailed discussion on the topic.

From an abstract viewpoint coming from nonsmooth optimization, such decomposition schemes can be seen as variants of Kelley's cutting plane method for solving convex programs [23]. In the terminology of convex programming, an *oracle* is referred to as a routine that returns the function value information and the subgradient information at a given point x_1 . If the information provided by the routine is accurate, we call the oracle an *exact oracle*. Otherwise, the oracle is called *inexact oracle*. In the context of the 2SLP, given by the DEP (3), oracles constructed by solving the scenario subproblem (4) for each $k \in N$ correspond to exact oracles, yielding exact function value $\Omega(x_1)$ and subgradient information from the optimal dual solutions.

It is intuitively clear that when the number of scenarios $|N|$ is large, the exact oracle could be computationally expensive. On the other hand, it may be beneficial to use a relatively coarse oracle at the beginning of the algorithm, which is just used to get the process "warm-started"; the exact oracle is used afterwards whenever it is necessary. Oliveira and Sagastizabal [24] formalize this idea, and introduce the concept of inexact oracle with on-demand accuracy for a generic (nonsmooth) convex optimization problem. Inexact oracles can be constructed in many different ways in the context of 2SLPs, van Ackooij, Oliveira, and Song [17] study an inexact oracle defined by scenario partitions, which we explain in detail next. To that end, for reasons that will become clear soon, throughout this paper we make the following assumption:

Assumption 1 *Fixed recourse and fixed cost vector.* We assume that the recourse matrix A_t and the cost vector c_t for $t = 2, \dots, T$, are the same for all realizations of ξ_t . Hence, the uncertainty in each stage is characterized only by $\{(B_{t,k}, b_{t,k})\}_{k=1}^{|\Xi_t|}$.

As a result of Assumption 1, the dual feasible region for the second-stage problem (4) is the same for all scenarios: $\Pi := \{\pi \mid A_2^\top \pi \leq c_2\}$.

2.1.2 Partition-based inexact oracles

A partition $\mathcal{N} = \{\mathcal{P}_1, \mathcal{P}_2, \dots, \mathcal{P}_L\}$ of the scenario set N is a collection of nonempty subsets of scenarios such that, $\mathcal{P}_1 \cup \mathcal{P}_2 \cup \dots \cup \mathcal{P}_L = N$, and $\mathcal{P}_i \cap \mathcal{P}_j = \emptyset$, $\forall i, j \in \{1, 2, \dots, L\}, i \neq j$. Each of these subsets is called a scenario cluster. Given a partition \mathcal{N} , the second-stage cost function can be alternatively written as:

$$\Omega(x_1) = \frac{1}{|\Xi|} \sum_{k \in N} Q(x_1, \xi_k) = \frac{1}{|\Xi|} \sum_{j=1}^L \sum_{k \in \mathcal{P}_j} Q(x_1, \xi_k).$$

It is clear that aggregating the scenarios within each cluster defines a relaxation for (4). That is, for each $j = 1, \dots, L$, define $\bar{b}_2^{\mathcal{P}_j} := \sum_{k \in \mathcal{P}_j} b_2^k$, and $\bar{B}_2^{\mathcal{P}_j} := \sum_{k \in \mathcal{P}_j} B_2^k$, then $\forall x_1 \in X_1$ we have that $\sum_{k \in \mathcal{P}_j} Q(x_1, \xi_k) \geq Q^{\mathcal{P}_j}(x_1)$ where

$$Q^{\mathcal{P}_j}(x_1) := \min_{x_2 \in \mathbb{R}_+^{n_2}} \left\{ c_2^\top x_2 \mid \bar{B}_2^{\mathcal{P}_j} x_1 + A_2 x_2 = \bar{b}_2^{\mathcal{P}_j} \right\}. \quad (5)$$

Hence, $\Omega(\cdot)$ can be lower approximated by:

$$\Omega(x_1) = \frac{1}{|\Xi|} \sum_{j=1}^L \left[\sum_{k \in \mathcal{P}_j} Q_k(x_1) \right] \geq \Omega^{\mathcal{N}}(x_1) := \frac{1}{|\Xi|} \sum_{j=1}^L Q^{\mathcal{P}_j}(x_1). \quad (6)$$

Note that, problem (4) is referred to as the *scenario-based subproblem*, and problem (5) is referred to as the *partition-based subproblem*.

Partition refinement. The inexactness of a partition-based oracle is given by the gap between $\Omega(x_1)$ and $\Omega^{\mathcal{N}}(x_1)$, which can be reduced by *partition refinement*. Specifically, we say that \mathcal{N}' is a refinement of \mathcal{N} , if $|\mathcal{N}'| > |\mathcal{N}|$, and $\forall \mathcal{P}' \in \mathcal{N}', \exists \mathcal{P} \in \mathcal{N}$ such that $\mathcal{P}' \subseteq \mathcal{P}$, i.e., \mathcal{P}' is obtained by subdividing some cluster(s) of \mathcal{N} . It is clear that after the partition refinement, $\Omega(x_1) \geq \Omega^{\mathcal{N}'}(x_1) \geq \Omega^{\mathcal{N}}(x_1)$. Song and Luedtke [18] propose a refinement strategy driven by the optimal dual solutions to (4), which is motivated by the following result:

Lemma 1 *Let $\mathcal{N} = \{\mathcal{P}_1, \mathcal{P}_2, \dots, \mathcal{P}_L\}$ be a partition, and $x_1 \in X_1$. Then $\Omega(x_1) = \Omega^{\mathcal{N}}(x_1)$ if for each $j = 1, 2, \dots, L$ there exists dual optimal solutions π_j for problem (5) such that $\pi_j \in \Pi_k^*(x_1)$, $\forall k \in \mathcal{P}_j$, where $\Pi_k^*(x_1)$ is the set of dual optimal solutions to the subproblem (4) at a given x_1 .*

Therefore, given a solution $x_1 \in X_1$, if $\Omega(x_1) > \Omega^{\mathcal{N}}(x_1)$, one could refine partition \mathcal{N} into \mathcal{N}' by subdividing each \mathcal{P}_j , $\forall j = 1, 2, \dots, L$ according to the optimal dual solutions π_k for each scenario $k \in \mathcal{P}_j$ such that after the partition is refined, $\Omega^{\mathcal{N}'}(\cdot)$ locally matches with $\Omega(\cdot)$ at a given solution x_1 . We refer the reader to [17] and [18] for a detailed discussion on the topic.

2.2 Preliminaries on Multi-stage Stochastic Linear Programs

We now turn our attention to decomposition schemes used in solving MSLPs. The decomposition schemes for the 2SLP (1) are somewhat readily accessible due to the static nature of the decision structure in the problem. Decisions in the two-stage setting can be viewed as static in the sense that, a supposedly optimal decision was made at a previous point in time and recourse actions are taken after all of the uncertainty is resolved. This is not necessarily the case in the MSLP (2) – now that decisions are made sequentially over time, based on the information available at every stage. When $T > 2$, the expectation taken in (2) at time $t = T - 1$ is essentially the same as the second-stage cost in (1), except that in (2) the expectation is taken with respect to the conditional probability distribution based on the history of the stochastic process up to time $t = T - 1$, i.e., $\xi_{[T-1]}$. Therefore, if one were to define a function at every stage $t = T - 1, T - 2, \dots, 1$, in order to capture the future cost in an exact way, i.e., the same way that $\Omega(x_1)$ in (3) captures the second-stage cost, we need to calculate the value of those functions recursively going backward in time. In this case, the value of such functions will depend on both x_t and the multivariate variables $\xi_{[t]}$. Hence, depending on the size of the scenario tree, this dependency structure could make the computation of the value of those functions very difficult or even impossible. This motivates our next assumption. We refer the reader to [25] for a further discussion on the topic.

Assumption 2 *Stage-wise independence.* We assume that the stochastic process $\{\xi_t\}$ is stage-wise independent, i.e., ξ_t is independent of the history of the stochastic process up to time $t - 1$, for $t = 1, 2, \dots, T$, which is given by $\xi_{[t-1]}$.

Hence, the conditional expectation $\mathbb{E}_{|\xi_{[t-1]}}[\cdot]$ can simply be written as the (unconditional) expectation $\mathbb{E}[\cdot]$ with respect to ξ_t . Moreover, note that under the *stage-wise independence* assumption, the optimal policy is a function of x_t alone.

This allows for problem (2) to be formulated using the following dynamic programming equations:

$$Q_t(x_{t-1}, \xi_t) := \begin{cases} \min_{x_t \in \mathbb{R}_+^{n_t}} & c_t^\top x_t + \mathfrak{Q}_{t+1}(x_t) \\ \text{s.t.} & A_t x_t = b_t - B_t x_{t-1}, \end{cases} \quad (7)$$

where $\mathfrak{Q}_{t+1}(x_t) := \mathbb{E}[Q_{t+1}(x_t, \xi_{t+1})]$ for $t = T-1, \dots, 1$, and $\mathfrak{Q}_{T+1}(x_T) := 0$. The first-stage problem becomes

$$\begin{cases} \min_{x_1 \in \mathbb{R}_+^{n_1}} & c_1^\top x_1 + \mathfrak{Q}_2(x_1) \\ \text{s.t.} & A_1 x_1 = b_1. \end{cases} \quad (8)$$

$\mathfrak{Q}_{t+1}(\cdot)$ in (7) is referred to as the *cost-to-go* function. Note that, if the number of scenarios per stage is finite, the cost-to-go functions are convex piecewise linear functions [26, Chap. 3]. Before we discuss the solution approaches developed to solve problem (8), it is important to address boundedness and feasibility assumptions.

Boundedness: The cost-to-go functions $\mathfrak{Q}_{t+1}(\cdot)$'s are defined as the optimal future cost at stage t , for $t = 1, 2, \dots, T-1$. It may happen that for some feasible $x_t \in X_t$ and a scenario $\xi_{t,k} \in \Xi_t$, the *stage-(t+1)* subproblem is unbounded from below, i.e., $Q_{t+1}(x_t, \xi_{t+1,k}) = -\infty$. This is a somewhat pathological and unrealistic situation meaning that for such feasible x_t , there exist a positive probability, by which one can reduce the future cost indefinitely. One should make sure at the modeling phase that this does not happen.

Assumption 3 *Boundedness.* We assume that the cost-to-go function $\mathfrak{Q}_{t+1}(\cdot)$ at every stage is finite valued. i.e., $Q_{t+1}(x_t, \xi_{t+1,k}) > -\infty, \forall \xi_{t,k} \in \Xi_t, \forall t = 1, 2, \dots, T-1$.

Feasibility: If for some $x_t \in X_t$ and scenario $\xi_{t,k} \in \Xi_t$ problem (7) is infeasible, the standard practice is to set $Q_{t+1}(x_t, \xi_{t,k}) = +\infty$ such that x_t cannot be an optimal solution of the *stage-(t+1)* subproblem. It is said that the problem has relatively complete recourse if such infeasibility does not happen.

Assumption 4 *Relatively complete recourse.* We assume that $\forall x_t \in X_t$ and $\xi_{t,k} \in \Xi_t, \exists x_{t+1} \in \mathbb{R}_+^{n_{t+1}}$ such that, problem (7) is feasible.

2.2.1 Stochastic Dual Dynamic Programming (SDDP)

As one of the most popular algorithms for solving MSLPs, the SDDP algorithm [16] draws influence from the backward recursion techniques developed in dynamic programming [15]. More importantly, under Assumption 2, it provides an implementable policy not only for the approximation problem, but also for the true problem through decision rules induced by the approximate cost-to-go functions.

Leveraging the dynamic equations (7), the SDDP algorithm alternates between two main steps: a forward simulation (*forward pass*) which evaluates the current policy obtained by the current approximation for the cost-to-go functions $\check{\mathfrak{Q}}_{t+1}(\cdot)$, and a backward recursion (*backward pass*) to improve $\check{\mathfrak{Q}}_{t+1}(\cdot)$, for $t = 2, \dots, T$. After the forward step, a statistical upper bound \bar{z} for the optimal value is determined, and after the backward step a lower bound \underline{z} is obtained. We summarize the two main steps below and refer the reader to [16] for a more detailed discussion on the topic.

Forward step. Consider taking a sample of \mathcal{J} scenarios of the stochastic process, which is denoted by $\{\xi^j\}_{j \in \mathcal{J}}$, with $|\mathcal{J}| \ll |\Xi_1| \times |\Xi_2| \times \dots \times |\Xi_T|$ and $\xi^j = (\xi_1^j, \dots, \xi_T^j)$. Let $\check{\mathfrak{Q}}_{t+1}(\cdot)$ be the current approximation of the cost-to-go function $\mathfrak{Q}_{t+1}(\cdot)$ at stage t . In order to evaluate the quality of the decision policy induced by $\check{\mathfrak{Q}}_{t+1}(\cdot)$ for $t = 1, 2, \dots, T$, trial decisions $\bar{x}_t = \bar{x}_t(\xi_{[t]}^j)$, $t = 1, \dots, T$, are computed recursively going forward with \bar{x}_1 being an optimal solution of (8) with $\check{\mathfrak{Q}}_2(\cdot)$, and \bar{x}_t being an optimal solution of

$$\underline{Q}_t(\bar{x}_{t-1}, \xi_t^j) := \begin{cases} \min_{x_t \in \mathbb{R}_+^{n_t}} & c_t^\top x_t + \check{\mathfrak{Q}}_{t+1}(x_t) \\ \text{s.t.} & A_t x_t = b_t - B_t \bar{x}_{t-1} \end{cases} \quad (9)$$

where $\check{\mathfrak{Q}}_{T+1}(\cdot) := 0$ and $\underline{Q}_t(\cdot)$ is an lower approximation for $Q_t(\cdot)$. The value

$$z(\xi^j) = \sum_{t=1}^T c_t^\top \bar{x}_t(\xi_{[t]}^j), \forall j \in \mathcal{J}, \quad (10)$$

as well as

$$\begin{aligned} \bar{z} &= \frac{1}{|\mathcal{J}|} \sum_{j \in \mathcal{J}} z(\xi^j), \forall j \in \mathcal{J}, \\ \sigma^2 &= \frac{1}{|\mathcal{J}|} \sum_{j \in \mathcal{J}} (z(\xi^j) - \bar{z})^2, \forall j \in \mathcal{J}, \end{aligned} \quad (11)$$

are computed, with \bar{z} being the sample average and σ^2 being the sample variance of $z(\cdot)$. Note that $\bar{x}_t(\xi_{[t]}^j)$ is a feasible and implementable policy for problem (2).

The sample average \bar{z} provides an unbiased estimator for an upper bound of the optimal value of (2), which is given by

$$\bar{z} = \mathbb{E} \left[\sum_{t=1}^T c_t^\top \bar{x}_t(\xi_{[t]}) \right] \quad (12)$$

Additionally, $\bar{z} + 1.96\bar{\sigma}/\sqrt{|\mathcal{J}|}$ provides a statistical upper bound for the optimal value of (2) with 95% confidence level. These bounds can be used in a possible stopping criterion whenever $\bar{z} + 1.96\bar{\sigma}/\sqrt{|\mathcal{J}|} - z \leq \varepsilon$, for a given tolerance $\varepsilon > 0$. We refer to [19, Sec.3] for a discussion on this subject. **Backward step.** Given the trial decisions $\bar{x}_t = \bar{x}_t(\xi_{[t]})$ obtained in the *forward step* and an approximation of the cost-to-go function $\check{\Omega}_{t+1}(\cdot)$, for $t = 1, 2, \dots, T$; exploiting the fact that $\Omega_{T+1}(\cdot) := 0$, at stage $t = T$ the following problem is solved for each $\xi_T \in \{(B_{T,k}, b_{T,k})\}_{k=1}^{|\Xi_T|}$:

$$\underline{Q}_T(\bar{x}_{T-1}, \xi_T) = \begin{cases} \min_{x_T \in \mathbb{R}_+^n} & c_T^\top x_T \\ \text{s.t.} & A_T x_T = b_T - B_T \bar{x}_{T-1}. \end{cases} \quad (13)$$

Let $\bar{\pi}_T = \bar{\pi}_T(\xi_T)$ be an optimal dual solution of problem (13). Then define $\alpha_T := \mathbb{E}[b_T^\top \bar{\pi}_T]$ and $\beta_T := -\mathbb{E}[B_T^\top \bar{\pi}_T] \in \partial \Omega_T(\bar{x}_{T-1})$ such that

$$q_T(x_{T-1}) := \beta_T^\top x_{T-1} + \alpha_T = \Omega_T(\bar{x}_{T-1}) + \langle \beta_T, x_{T-1} - \bar{x}_{T-1} \rangle,$$

is a lower cutting-plane approximation for $\Omega_T(x_{T-1})$ satisfying

$$\Omega_T(x_{T-1}) \geq q_T(x_{T-1}) \quad \forall x_{T-1},$$

with $q_T(\cdot)$ being a supporting hyperplane for $\Omega_T(\cdot)$, i.e., $\Omega_T(\bar{x}_{T-1}) = q_T(\bar{x}_{T-1})$. This linear cutting-plane approximation is added to the collection of supporting hyperplanes of $\Omega_T(\cdot)$ by replacing $\check{\Omega}_T(\cdot)$ with $\check{\Omega}_T(x_{T-1}) := \max\{\check{\Omega}_T(x_{T-1}), q_T(x_{T-1})\}$. That is, the cutting-plane approximation for $\check{\Omega}_T(\cdot)$ is constructed from the maximum of a collection J_T of cutting-plane approximation:

$$\check{\Omega}_T(x_{T-1}) = \max_{j \in J_T} \left\{ \beta_T^{j\top} x_{T-1} + \alpha_T^j \right\}.$$

For $t = T-1, T-2, \dots, 2$, we update $\check{\Omega}_t(\cdot)$ in the same spirit, the following problems are solved

$$\underline{Q}_t(\bar{x}_{t-1}, \xi_t) = \begin{cases} \min_{x_t \in \mathbb{R}_+^n} & c_t^\top x_t + \check{\Omega}_{t+1}(x_t) \\ \text{s.t.} & A_t x_t = b_t - B_t \bar{x}_{t-1} \end{cases} \equiv \begin{cases} \min_{(x_t, r_{t+1}) \in \mathbb{R}_+^n \times \mathbb{R}} & c_t^\top x_t + r_{t+1} \\ \text{s.t.} & A_t x_t = b_t - B_t \bar{x}_{t-1} \\ & \beta_{t+1}^{j\top} x_t + \alpha_{t+1}^j \leq r_{t+1}, \quad j \in J_{t+1}. \end{cases} \quad (14)$$

$\forall \xi_t \in \{(B_{t,k}, b_{t,k})\}_{k=1}^{|\Xi_t|}$, $\forall t = T-1, \dots, 2$. Let $\bar{\pi}_t = \bar{\pi}_t(\xi_t)$ and $\bar{\rho}_t^j = \bar{\rho}_t^j(\xi_t)$ be optimal dual multipliers associated with constraints $A_t x_t = b_t - B_t \bar{x}_{t-1}$ and $\beta_{t+1}^{j\top} x_t + \alpha_{t+1}^j \leq r_{t+1}$, respectively. Then the linear cutting-plane approximation

$$q_t(x_{t-1}) := \beta_t^\top x_{t-1} + \alpha_t = \mathbb{E}[\underline{Q}_t(\bar{x}_{t-1}, \xi_t)] + \langle \beta_t, x_{t-1} - \bar{x}_{t-1} \rangle$$

of $\Omega_t(\cdot)$ is constructed with

$$\alpha_t := \mathbb{E} \left[b_t^\top \bar{\pi}_t + \sum_{j \in J_{t+1}} \alpha_{t+1}^j \bar{\rho}_t^j \right] \quad \text{and} \quad \beta_t := -\mathbb{E}[B_t^\top \bar{\pi}_t] \in \mathbb{E}[\partial \underline{Q}_t(\bar{x}_{t-1}, \xi_t)] \quad (15)$$

such that $\Omega_t(x_{t-1}) \geq q_t(x_{t-1}) \quad \forall x_{t-1}$. Note that the above inequality holds when $t = T-1$ since $\check{\Omega}_T(\cdot)$ approximates $\Omega_T(\cdot)$ from below; then $\underline{Q}_{T-1}(\bar{x}_{T-2}, \xi_{T-1}) \leq \underline{Q}_{T-1}(\bar{x}_{T-2}, \xi_{T-1})$ implying that $q_{T-1}(\cdot)$ underestimates $\Omega_{T-1}(\cdot)$. The result for stage t follows by using a backward induction argument from $T, T-1, \dots, t$.

Once the cutting-plane $q_{T-1}(x_{T-1})$ is computed, then the current approximation $\check{\Omega}_t(x_{t-1})$ is updated at stage t by: $\check{\Omega}_t(x_{t-1}) = \max\{\check{\Omega}_t(x_{t-1}), q_t(x_{t-1})\}$. It is worth noting that, unlike in stage T where the value of the cost-to-go function is precisely known ($\Omega_{T+1} = 0$), the linear approximation given (in early iterations) by $q_t(\cdot)$, $\forall t = T-1, \dots, 1$, might be a strict under-estimator of $\Omega_t(\cdot)$ for all feasible x_{t-1} . In other words, $q_t(\cdot)$ might only be a cutting plane but not necessarily a supporting hyperplane.

Finally, at $t = 1$, the following LP is solved

$$\underline{z} = \begin{cases} \min_{x_1 \in \mathbb{R}_+^{n_1}} & c_1^\top x_1 + \check{\Omega}_2(x_1) \\ \text{s.t.} & A_1 x_1 = b_1 \end{cases} \equiv \begin{cases} \min_{(x_1, r_2) \in \mathbb{R}_+^{n_1} \times \mathbb{R}} & c_1^\top x_1 + r_2 \\ \text{s.t.} & A_1 x_1 = b_1 \\ & \beta_2^{j\top} x_1 + \alpha_2^j \leq r_2, \quad j \in J_2. \end{cases} \quad (16)$$

The value \underline{z} provides a lower bound for the optimal value of (2). The updated $\check{\Omega}_t(\cdot)$ for $t = 2, \dots, T$, can be used to induce an implementable policy. The convergence analysis of the method can be found in [27, 28, 29, 30].

In the literature, extensions to SDDP and several other algorithms have been proposed. Guigues [31, 32] proposes an inexact variant of the SDDP algorithm where some or all problems to be solved in the forward and backward passes are solved approximately. In [33, 34, 35] the authors deploy regularization techniques that stabilizes iterates during the forward pass of the algorithm. More specifically, in [33, 34] regularization is performed by adding a quadratic term to the objective function of the subproblems, whereas [35] define trial points either as normal solutions of the LP subproblems solved by SDDP or as specific points in the level sets of cutting planes approximating for the cost-to-go functions. In [36] the authors present a dual SDDP algorithm that yields a converging exact upper bound for the optimal value, [37] studies a deterministic sampling algorithm and [3] studies sampling strategies and stopping criteria for the SDDP algorithm.

3 Adaptive Partition-based SDDP for Multistage Stochastic Linear Programs

In this section we demonstrate how the adaptive partition-based strategies discussed in Section 2.1.2 can be used to approximate the cost-to-go functions $\Omega_{t+1}(\cdot)$ in (7), and present the ingredients of our proposed algorithms which integrate the adaptive partition-based strategies [17, 18] and the SDDP algorithm [16].

3.1 Adaptive Partition in the Backward Step

Let $\bar{x}_t = \bar{x}_t(\xi_t), t = 1, 2, \dots, T-1$ be the trial points and let $\{(B_{t,k}, b_{t,k})\}_{k=1}^{|\Xi_t|}$ be the set of realizations used to characterize the random parameters in each stage $t = 2, \dots, T$. In the same way as defined in Section 2.1.2, at every stage t we partition $\{(B_{t,k}, b_{t,k})\}_{k=1}^{|\Xi_t|}$ into L_t scenario clusters, such that the stage- t partition is given by $\mathcal{N}_t = \{\mathcal{P}_t^\ell\}_{\ell=1}^{L_t}$. At stage $t = T$, a *scenario-based subproblem* can be defined for each realization $\xi_{T,k} = (B_{T,k}, b_{T,k}) \in \Xi_T$ as follows:

$$\min_{x_T} \left\{ c_T^\top x_T \mid A_T x_T = b_{T,k} - B_{T,k} \bar{x}_{T-1} \right\}, \quad (17)$$

where a *partition-based subproblem* can be defined similarly to (5) for each cluster $\mathcal{P}_T^\ell \in \mathcal{N}_T$ as follows:

$$\min_{x_T} \left\{ c_T^\top x_T \mid A_T x_T = \bar{b}_{T,\ell} - \bar{B}_{T,\ell} \bar{x}_{T-1} \right\}, \quad (18)$$

with $\bar{b}_{T,\ell} := \sum_{k \in \mathcal{P}_T^\ell} b_{T,k}$, and $\bar{B}_{T,\ell} := \sum_{k \in \mathcal{P}_T^\ell} B_{T,k}$.

It can be easily seen that (18) is constructed by aggregating constraints and variables of (17) for all realizations in \mathcal{P}_T^ℓ , and therefore gives a lower bound for $\sum_{k \in \mathcal{P}_T^\ell} Q_T(\bar{x}_{T-1}, \xi_{T,k})$, where $Q_T(\bar{x}_{T-1}, \xi_{T,k})$ is the optimal objective value of the scenario-based problem (17). Treating each component \mathcal{P}_T^ℓ as a scenario, a coarse cut $\beta_T^{j\top} x_{T-1} + \alpha_T^j \leq r_T$ can be generated in the same way a *standard Benders cut* is generated (see the derivations after equation (13)), using the corresponding optimal dual solutions of (18) for each component \mathcal{P}_T^ℓ of \mathcal{N}_T .

When the coarse cuts do not yield any cut violation at the trial point \bar{x}_{T-1} with respect to the current relaxation for the cost-to-go function, i.e., $\check{\Omega}_T(\bar{x}_{T-1}) \geq \beta_T^{j\top} \bar{x}_{T-1} + \alpha_T^j$, the partition \mathcal{N}_T can be refined by solving the subproblem (17) for each $k = 1, 2, \dots, |\Xi_T|$, where the corresponding optimal dual vectors will guide the partition refinements. In this paper we will adopt a very simple refinement strategy by separating two scenarios from a cluster \mathcal{P}_t of the partition \mathcal{N}_t whenever their euclidian distance is sufficiently large. Several other strategies can be considered such as those described in [17] for the two-stage case.

Now consider any other stage $t \in \{2, 3, \dots, T-1\}$, the scenario-based problem now involves the cutting plane approximation for $\Omega_{t+1}(x_t)$ which is given by

$$\check{\Omega}_{t+1}(x_t) = \max_{j \in J_{t+1}} \{ \alpha_{t+1}^j + \beta_{t+1}^j x_t \} \quad (\text{c.f. (14) - (15)}).$$

Then the scenario-based subproblem for each realization $\xi_{t,k} = (B_{t,k}, b_{t,k}) \in \Xi_t$ is given by:

$$\underline{Q}_{t,k}(\bar{x}_{t-1}) := \begin{cases} \min & c_t^\top x_t + r_{t+1} \\ \text{s.t.} & A_t x_t = b_{t,k} - B_{t,k} \bar{x}_{t-1} \quad (\lambda_k) \\ & r_{t+1} - \beta_{t+1}^j x_t \geq \alpha_t^j, j \in J_{t+1} \quad (\pi_{k,j}), \end{cases} \quad (19)$$

whereas the partition-based subproblem for each component \mathcal{P}_t^ℓ of the partition \mathcal{N}_t , for $\ell = 1, 2, \dots, L_t$, can be defined as follows:

$$\underline{Q}_{t,\ell}(\bar{x}_{t-1}) = \begin{cases} \min & c_t^\top x_t + r_{t+1} \\ \text{s.t.} & A_t x_t = \bar{b}_{t,\ell} - \bar{B}_{t,\ell} \bar{x}_{t-1} \\ & r_{t+1} - \beta_{t+1}^j x_t \geq |\mathcal{P}_t^\ell| \alpha_t^j, j \in J_{t+1}, \end{cases} \quad (20)$$

which again can be obtained by aggregating variables and constraints of scenario-based subproblems (19) for all $k \in \mathcal{P}_t^\ell$.

Similar to the case when $t = T$, the partition refinement is guided by the optimal dual vectors $\{(\lambda_k, \pi_k)\}_{k \in \mathcal{P}_t^\ell}$, i.e., scenarios are put together if the corresponding (λ_k, π_k) are identical (or "close enough" in euclidean distance). It can be seen from [18, Theorem 2.5] that this partition refinement rule guarantees that, after refining \mathcal{N}_t into $\mathcal{N}_t' = \{\mathcal{P}_t^{\ell'}\}_{\ell'=1}^{L_t'}$,

$$\sum_{\ell=1}^{L_t'} \underline{Q}_{t,\ell'}(\bar{x}_{t-1}) = \sum_{k=1}^{|\Xi_t|} \underline{Q}_{t,k}(\bar{x}_{t-1}).$$

Applying the idea of scenario partitions is likely to speed up the process of approximating the cost-to-go functions, particularly in the early stages, where exact information is not important for generating initial cutting-plane relaxations. This has been validated in our experiment results shown in Section 5.

3.2 Adaptive Partition-based SDDP for Multistage Stochastic Linear Programs

As thoroughly discussed in [17, 18], the key reason for the efficiency of the adaptive partition-based strategy in the context of the 2SLP is that, it makes the cut generation effort during the solution procedure adaptive to the solution progress. To demonstrate this further, since most decomposition algorithms used for solving SPs usually rely on sequences of candidate solutions (trial points in the sequel) $\bar{x}_1 = \bar{x}_1(\xi)$ for generating cutting plane approximations to $\Omega_2(\cdot)$, it is intuitively clear that generating such approximations to $\Omega_2(\cdot)$ with high precision for early iterates, likely far from an optimal solution, is surely a wasteful use of computing power — accuracy will need to be integrated adaptively as the quality of those candidate solutions $\bar{x}_1 = \bar{x}_1(\xi)$ improves. Ultimately, this procedure not only builds an approximation for $\Omega_2(\cdot)$ in a computationally efficient manner but also yields a *sufficient* partition \mathcal{N} whose size is (often) smaller than the original number of realizations $|\Xi|$.

Therefore, it is very tempting to conclude that this reduction in the size of the problem will naturally mitigate the computational burden of solving MSLP due to the large number of stages in the planning horizon T , and the large number of realizations per stage $|\Xi_t|$. Nonetheless, incorporating the idea of scenario partition for the 2SLP to the MSLP is not necessarily straightforward. To see this, let $\mathcal{T}(\mathcal{N})$ be a coarse tree induced by the sequence of partitions $\mathcal{N} = (\mathcal{N}_2, \dots, \mathcal{N}_T)$. Suppose we have a procedure by which we sample different sample paths $\xi^s = (\xi_1^s, \xi_2^s, \dots, \xi_T^s)$ from the scenario tree \mathcal{T} , $\forall s = 1, 2, \dots, |\Xi_1| \times |\Xi_2| \times \dots \times |\Xi_T|$ and in the backward pass we refine the partition \mathcal{N}_t , $\forall t = 1, 2, \dots, T-1$ in order to generate a valid cutting plane approximation for the stage t problem defined over ξ^s . Denote a partition that is constructed after taking p sample paths by $\vec{\mathcal{N}}^p$. We say a partition $\vec{\mathcal{N}}^p$ is locally sufficient with respect to p sample paths, if it is sufficient for all $\xi^s \in \{\xi^1, \xi^2, \dots, \xi^p\}$ and we denote such partition by $\vec{\mathcal{N}}^{p*}$.

It is not difficult to see that while one partition might be locally sufficient to a given sample path s , it is not necessarily sufficient for others. Hence, if one wishes to construct such globally sufficient partition, it is inevitable for a coarse tree constructed after p sample paths $\hat{\mathcal{T}}(\vec{\mathcal{N}}^p) \rightarrow \mathcal{T}$ as $p \rightarrow |\Xi_1| \times \dots \times |\Xi_T|$. Hence, for a fixed sample path $\xi^s = (\xi_1^s, \xi_2^s, \dots, \xi_T^s)$ one can obtain a sequence of partitions $\mathcal{N}^s = (\mathcal{N}_2^s, \dots, \mathcal{N}_T^s)$ which is only sufficient with respect to ξ^s . Additionally, in order to proclaim the sufficiency of \mathcal{N}^s to ξ^s we need to decouple problem (2) into a sequence of $(T-1)$ consecutive 2SLPs. This decoupling scheme, which we discuss in more details in Subsection 3.2.2, was referred to in [38] and [39] for deterministic multistage linear programs as *cautious* and *shuffle*, when the scenario tree is traversed forward and backward, respectively. Consequently, and as we shall see, this not only raises the question of how we can incorporate the adaptive partition-based strategy to the SDDP algorithm, but also raises the question of what the best strategy is to traverse scenario tree.

Moreover, as we intend to employ the adaptive partition-based framework presented in [17] which relies on different types of cutting-plane approximations to the cost-to-go functions $\Omega_{t+1}(\cdot)$ in their level of inexactness; another aspect to

consider in our analysis is, for a given tree traversal strategy, how coarse should the cutting-plane approximation be, such that the computational savings acquired by adaptive partition-based strategies via efficient cut generation effort, offsets the inaccuracy inherited in these inexact cuts during solution process.

Finally, as a byproduct of this work we attempt to construct an algorithm which exploits the structural nature of the underlying problem instance. This can be achieved by integrating this accuracy (inaccuracy) in the quality of cutting planes generated by the adaptive partition-based framework to the SDDP algorithm, relative to how much additional information we can gain from being accurate (as compared to being inaccurate) in different stages of the planning horizon. Next, we characterize in details different ingredients of our proposed algorithms.

3.2.1 Types of cutting planes

In accordance with the definitions introduced in [17], our analysis relies on three types of cutting-plane approximations to the cost-to-go function $\mathcal{Q}_{t+1}(\cdot)$.

1. *Fine cuts.* Given an iterate $\bar{x}_t = \bar{x}_t(\xi_{[t]})$, a cutting-plane approximation for $\mathcal{Q}_{t+1}(\cdot)$ is generated by solving the scenario-based subproblem (19) for each scenario $\xi_{t+1} \in \Xi_{t+1}$.
2. *Coarse cuts.* Given an iterate $\bar{x}_t = \bar{x}_t(\xi_{[t]})$, a cutting-plane approximation for $\mathcal{Q}_{t+1}(\cdot)$ is generated by solving the partition-based subproblem (20) for each cluster $\mathcal{P}_{t+1}^\ell \in \mathcal{N}_{t+1}$, $\ell = 1, 2, \dots, L_{t+1}$.
3. *Semi-coarse cuts.* We define a *semi-coarse* cut as any hybrid between the *Coarse* and *Fine* cuts. That is, given an iterate $\bar{x}_t = \bar{x}_t(\xi_{[t]})$, a cutting-plane approximation for $\mathcal{Q}_{t+1}(\cdot)$ is generated by solving the partition-based subproblem (20) for $\{\mathcal{P}_{t+1}^{\ell'}\}_{\forall \ell' \in L'}$ where $L' \neq \emptyset$ and $L' \subset L$ and solving the scenario-based subproblem (19) for each scenario $\xi_{t+1} \in \Xi_{t+1} \setminus \{\xi_{t+1}^{\ell'}\}_{\forall \ell' \in L'}$.

We refer the reader to [17] for a more thorough discussion on these concepts.

3.2.2 Tree traversal strategies

We rely on two tree traversal strategies in different variants of the proposed algorithm, some of which were formally introduced in [38] and [39] for deterministic multistage linear programs, and further developed in [40] for MSLPs.

Quick pass (QP). Under this scheme, the policy (which is induced by the current approximation for the cost-to-go functions $\mathcal{Q}_{t+1}(\cdot)$) evaluation process iteratively passes candidate solution $\bar{x}_t = \bar{x}_t(\xi_{[t]})$ down the scenario tree stage by stage ($t = 1 \rightarrow t = 2 \rightarrow \dots \rightarrow t = T$) and cuts (if any exists) are passed directly back up the tree ($t = T \rightarrow t = T - 1 \rightarrow \dots \rightarrow t = 1$) with no intermediate change of direction between any two consecutive stages t and $t - 1$. We care to mention that *quick pass* is in fact, the most commonly used strategy in the SDDP algorithm. QP is illustrated in Figure 1(a).

Cautious pass (CP). Under this scheme, the iterative policy evaluation process never goes back up the tree unless all cuts that would be passed back from stage $t + 1$ to stage t , $\forall t = T - 1, T - 2, \dots, 1$, are redundant, i.e., the evaluation process will maintain intermediate changes of directions between consecutive stages continuously. Note that, an intermediate change of direction going forward entails, updating the candidate solution $\bar{x}_t = \bar{x}_t(\xi_{[t]})$ (if possible) based on the updated cutting-plane approximation $\check{\mathcal{Q}}'_{t+1}(\cdot)$. We refer to such intermediate changes of direction as, *inner forward step* and *inner backward step* when the change of direction is forward and backward, respectively. CP is illustrated in Figure 1(b).

3.2.3 Refinements strategies

The specialization of the proposed adaptive partition-based SDDP algorithm depends on how a partition refinement rule is integrated with the SDDP algorithm. The particular partition refinement rule that we used in this paper is motivated by Song and Luedtke [18] under the name of the absolute rule, where partition refinement is guided by the optimal dual vectors $\{(\lambda_{\xi_i}, \pi_{\xi_i})\}_{\xi_i \in \mathcal{P}_i^\ell}$. That is, any two realizations ξ_i^i and $\xi_i^j \forall i \neq j$ from a cluster \mathcal{P}_i^ℓ of the partition \mathcal{N}_i will be split up whenever their euclidean distance is sufficiently large, i.e., $\|(\lambda_{\xi_i^i}, \pi_{\xi_i^i}) - (\lambda_{\xi_i^j}, \pi_{\xi_i^j})\| > \varepsilon$, where $\varepsilon > 0$ is a user-specified tolerance parameter. We propose the following two schemes for integrating the partition refinements to the SDDP algorithm:

1. *Refinement within SDDP.* Given the original scenario tree \mathcal{T} and a coarse tree $\hat{\mathcal{T}}(\mathcal{N})$ induced by a sequence of partitions $\mathcal{N} = (\mathcal{N}_2, \dots, \mathcal{N}_T)$, sample from the original scenario tree \mathcal{T} going forward and continuously

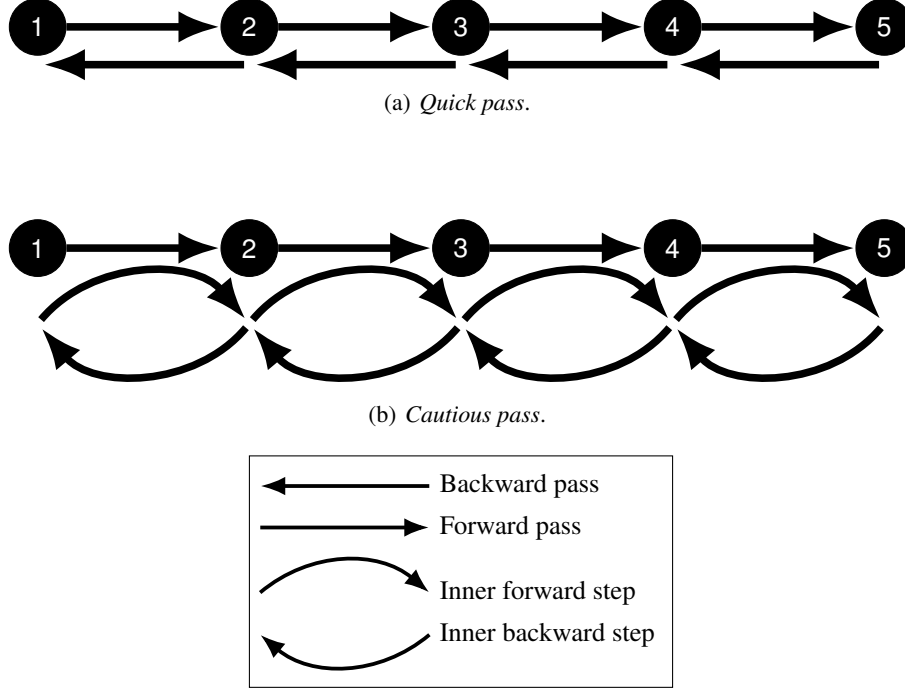


Figure 1: Tree traversal strategies.

attempt to refine the partition $\mathcal{N}_t, \forall t = 2, \dots, \mathcal{T}$ while generating cuts during the backward pass of the SDDP algorithm.

2. *Refinement outside SDDP.* Perform the SDDP algorithm on a coarse tree $\hat{\mathcal{T}}(\mathcal{N})$, i.e., both sampling and cut generation are from the coarse tree only, without any attempt to refine any partition $\mathcal{N}_t, \forall t = 2, \dots, T$ during the backward pass, and refine the sequence of partitions \mathcal{N} in a separate refinement step whenever it is needed. This separate step is introduced in which the refinement is performed locally on sample path(s) $\xi^s = (\xi_1^s, \dots, \xi_{T-1}^s)$ that is sampled from the original scenario tree \mathcal{T} .

The main feature of the *Refinement within SDDP* strategy is its flexibility to add cuts from both the coarse tree $\hat{\mathcal{T}}(\mathcal{N})$ and original tree \mathcal{T} at each step of the SDDP algorithm during the solution process. However, one concern with this approach is that, at any stage t whenever the coarse cut $\bar{q}_t(x_{t-1})$ (generated by aggregating the variables and constraints according to \mathcal{N}_t) does not yield any violation to the current iterate, the process will always attempt to refine the partition $\mathcal{N}_t, \forall t = T, \dots, 2$. Hence, the partition size can grow very quickly as we step into different sample paths – which makes it difficult to effectively exploit the reduction in the size of the problem.

On the other hand, while the *Refinement outside SDDP* strategy is more restricted in the sense that, it generates cuts from the coarse tree only during the execution of the SDDP algorithm, it capitalizes on the merits of the adaptive partition-based framework, since the SDDP algorithm is now performed on a smaller scenario tree. Nonetheless, the main concern with the *Refinement outside SDDP* strategy is the difficulty of identifying a criterion by which we can claim the insufficiency of the current sequence of partitions \mathcal{N} , which would suggest its refinement.

4 Implementation Details

In this section we describe in more detail the proposed integrated adaptive partition-based SDDP algorithms. As previously noted, it is almost impossible to construct a sufficient partition which accommodates all possible sample paths in the scenario tree. However, depending on the refinement rule, one can easily have some control over the size of the coarse tree $\hat{\mathcal{T}}(\vec{\mathcal{N}}^p)$ obtained after p sample paths. This refinement rule can be driven by the manner in which the scenario tree is traversed based on different strategies introduced in Subsection 3.2.2. On one hand, employing a CP is clearly a more rigorous strategy in refining the sequence of partitions $\vec{\mathcal{N}}^p$, since it attempts to create a sufficient sequence of partitions $\vec{\mathcal{N}}^{p*}$ by solving a sequence of $T - 1$ 2SLP problems (defined by 1st-stage = t and 2nd-stage

$= t + 1, \forall t = 1, 2, \dots, T - 1$) to optimality. On the other hand, a QP is a more of a lenient strategy to refine $\vec{\mathcal{N}}^p$ since it is only attempting to refine the partition $\vec{\mathcal{N}}^p$ without any intention to achieve local sufficiency.

While it is instructive to construct a locally sufficient sequence partitions $\vec{\mathcal{N}}^{p*}$ from an optimality point of view; as we shall see in Section 5, solving a sequence of $T - 1$ 2SLP problems up to optimality could be expensive, and perhaps not worth doing, especially at early iterates when the candidate solution $\bar{x}_t = \bar{x}_t(\xi_{[t]})$ is likely to be far from optimal. To that end, as mentioned in Subsection 3.2.3 we consider two refinement schemes for integrating the adaptive partition-based approach to the SDDP algorithm, namely Refinement within SDDP, and Refinement outside SDDP, which will be described in details in the following two subsections, respectively.

4.1 Refinement outside SDDP

We present two strategies of performing partition refinement outside SDDP:

- *Adaptive partition-enabled preprocessing for SDDP (APEP-SDDP)*: the adaptive partition-based approach is used only as a preprocessing step for the SDDP algorithm, which is applied on the original scenario tree. A coarse scenario tree is iteratively refined during the preprocessing step. Once the size of the coarse scenario tree is sufficiently large, the preprocessing step is terminated and the SDDP algorithm will be used for the original scenario tree for the rest of the procedure.
- *SDDP on iteratively refined coarse scenario trees (ITER-SDDP)*: apply the SDDP algorithm for each coarse scenario tree, which is iteratively refined throughout the solution process.

In both strategies, we determine whether the sequence of partitions \mathcal{N} needs to be refined after applying j iterations of the standard SDDP algorithm on the coarse tree $\hat{\mathcal{F}}(\mathcal{N})$, by keeping track of the lower bound progress for the last n consecutive iterations. If $\underline{z}^j - \underline{z}^{j-n} \leq \varepsilon$, where $\varepsilon > 0$ is a given tolerance, it indicates that the lower bound does not improve by more than ε over the last n iterations. Both APEP-SDDP and ITER-SDDP will then refine the sequence of partitions \mathcal{N} to \mathcal{N}' , and perform the SDDP algorithm on the refined tree $\hat{\mathcal{F}}(\mathcal{N}')$, except that if the coarse scenario tree after the refinement is large enough, the APEP-SDDP algorithm will revert back to the original scenario tree and perform the standard SDDP algorithm on it afterwards. Figure 2 illustrates these two algorithms for *Refinement outside SDDP*.

4.1.1 The APEP-SDDP algorithm

The primary concern with the APEP-SDDP algorithm is the difficulty to identify an adequate criterion for terminating the preprocessing step without jeopardizing the efficacy of the algorithm. Our implementations adopt a heuristic criterion for terminating the preprocessing step based on the size of the coarse tree $\hat{\mathcal{F}}(\mathcal{N})$. More specifically, we define the size of the coarse tree as $|\hat{\mathcal{F}}(\mathcal{N})| = \frac{\sum_{i=2}^T |\mathcal{N}_i| |\Xi_i|}{T-1}$ and let $\nu \in (0, 1)$ be a user-specified parameter for terminating the preprocessing step. When $|\hat{\mathcal{F}}(\vec{\mathcal{N}}^p)| > \nu$, we terminate the preprocessing and revert to solving the original scenario tree \mathcal{T} using the standard SDDP algorithm afterwards. Alternatively, one might choose to define the termination criterion as a fixed fraction of the computational budget (time-limit) and set ν accordingly. Finally, we use CP as the tree traversal strategy when refining \mathcal{N} . The motivation of this choice is that, using CP to traverse \mathcal{T} is more likely to result in a larger $|\hat{\mathcal{F}}(\mathcal{N})|$, making the preprocessing step to be terminated more quickly. We have found that this choice yielded improved performance in our numerical experiments. The APEP-SDDP algorithm is summarized in Algorithm 1.

4.1.2 The ITER-SDDP algorithm

As previously noted, the ITER-SDDP algorithm extends the APEP-SDDP algorithm in the sense that, here, there is no threshold by which we stop generating cutting planes from the coarse tree $\hat{\mathcal{F}}(\vec{\mathcal{N}}^p)$ and revert back to using the standard SDDP algorithm on the original scenario tree \mathcal{T} . In other words, the ITER-SDDP algorithm will continuously attempt to refine $\hat{\mathcal{F}}(\vec{\mathcal{N}}^p)$, for every iteration p whenever the lower bound \underline{z} does not make significant progress. In this case, the cut generation from the coarse tree is no longer a "preprocessing" step, but integrated into the entire solution procedure. From the algorithmic perspective, this can be easily achieved by setting $\nu = 1$ in Algorithm 1, in which case the algorithm will never reach **STEP 3**.

In addition, unlike the CP traversal strategy employed in **STEP 2** (the refinement step) in Algorithm 1, in the ITER-SDDP algorithm we use QP as the tree traversal strategy. As previously noted, using QP which is a more lenient strategy than CP, will allow $|\hat{\mathcal{F}}(\mathcal{N})|$ to be kept small during the solution process.

Algorithm 1 The APEP-SDDP algorithm.

STEP 0: Initialization.

1. Let $p = 0$, $\underline{z}^p := -\infty$, $\check{\mathcal{Q}}_t^p(\cdot) := -\infty$, $\forall t = 2, \dots, T$.
2. Define an initial sequence of partitions $\overrightarrow{\mathcal{N}}^p = (\overrightarrow{\mathcal{N}}_2^p, \dots, \overrightarrow{\mathcal{N}}_T^p)$ and the corresponding coarse tree $\hat{\mathcal{T}}(\overrightarrow{\mathcal{N}}^p)$.
3. Define a parameter $n > p$.
4. Choose a tolerance $\varepsilon > 0$ and a preprocessing termination parameter $\nu \in (0, 1)$.

STEP 1:

1. Increment $p \leftarrow p + 1$.
2. If $|\hat{\mathcal{T}}(\overrightarrow{\mathcal{N}}^p)| > \nu$, go to STEP 3. Otherwise, define an MSLP on $\hat{\mathcal{T}}(\overrightarrow{\mathcal{N}}^p)$ and the cutting plane approximations $\check{\mathcal{Q}}_t^p(\cdot) \forall t = 2, \dots, T$ as follows:
 - (i) Initialize $j_p > n$ and set $\underline{z}^{j_p} = \underline{z}^p$ and $\check{\mathcal{Q}}_t^{j_p}(\cdot) = \check{\mathcal{Q}}_t^p(\cdot)$, $\forall t = 2, \dots, T$.
 - (ii) **while true do**
 - a. Increment $j_p \leftarrow j_p + 1$.
 - b. Apply the forward and backward step of the standard SDDP algorithm to improve the cutting plane approximations and update $\check{\mathcal{Q}}_t^{j_p}(\cdot)$, $\forall t = 2, \dots, T$ and \underline{z}^{j_p} .
 - c. **if** $\underline{z}^{j_p} - \underline{z}^{j_p - n} \leq \varepsilon$
 set $\underline{z}^p = \underline{z}^{j_p}$, and $\check{\mathcal{Q}}_t^p(\cdot) = \check{\mathcal{Q}}_t^{j_p}(\cdot)$, $\forall t = 2, \dots, T$; **BREAK.**

STEP 2:

1. Choose a sample path $\xi^p = (\xi_1^p, \dots, \xi_{T-1}^p)$.
2. Refine $\overrightarrow{\mathcal{N}}^p$ by a **CP** and the adaptive partition-based approach [17, 18] over the sample path ξ^p to construct $\hat{\mathcal{T}}(\overrightarrow{\mathcal{N}}^{p+1})$.
3. Update \underline{z}^p and $\check{\mathcal{Q}}_t^p(\cdot)$.
4. Go to STEP 1.

STEP 3:

1. Define an MSLP on \mathcal{T} and initialize the approximate cost-to-go functions using $\check{\mathcal{Q}}_t^p(\cdot)$.
 2. Solve it using the standard SDDP algorithm and stop upon a termination criterion (such as a time limit).
-

4.2 Refinement within SDDP

Unlike the *Refinement outside SDDP* strategy introduced in Section 4.1, where the partition refinement is performed separately from the SDDP algorithm, whenever the lower bound progress is not significant during the SDDP algorithm. The *Refinement within SDDP* strategy is one in which the partition refinement is attempted at every *backward pass* of the SDDP algorithm if necessary, irrespective of the progress in the lower bound. Here, both the partition refinement and the SDDP algorithm are performed based on sample paths generated from the original scenario tree \mathcal{T} . In our implementations we consider two variants of the Refinement within SDDP strategy, which will be described in more details next.

4.2.1 The adaptive partition-based SDDP algorithm with quick cut generation (APQP-SDDP)

This algorithm can be seen as the most natural extension of integrating the adaptive partition-based strategies to the backward pass of the standard SDDP algorithm. In the backward pass, at every stage $t = T, \dots, 2$, the APQP-SDDP algorithm starts by attempting to generate a *coarse cut*, and if it succeeds in doing so, the process immediately moves on to stage $t - 1$; otherwise, it attempts to generate a *semi-coarse cut* by sequentially going through different clusters $\mathcal{P}_t^l \in \overrightarrow{\mathcal{N}}_t^p$, and as soon as this process succeeds in generating a violated cut, it updates $\check{\mathcal{Q}}_t^p(\cdot)$, refines $\overrightarrow{\mathcal{N}}_t^p$ and moves on to stage $t - 1$. In other words, any violated cut, regardless of its quality, is a sufficient criterion for moving back to stage $t - 1$. We summarize the APQP-SDDP algorithm in Algorithm 2 and illustrate it in Figure 3(a).

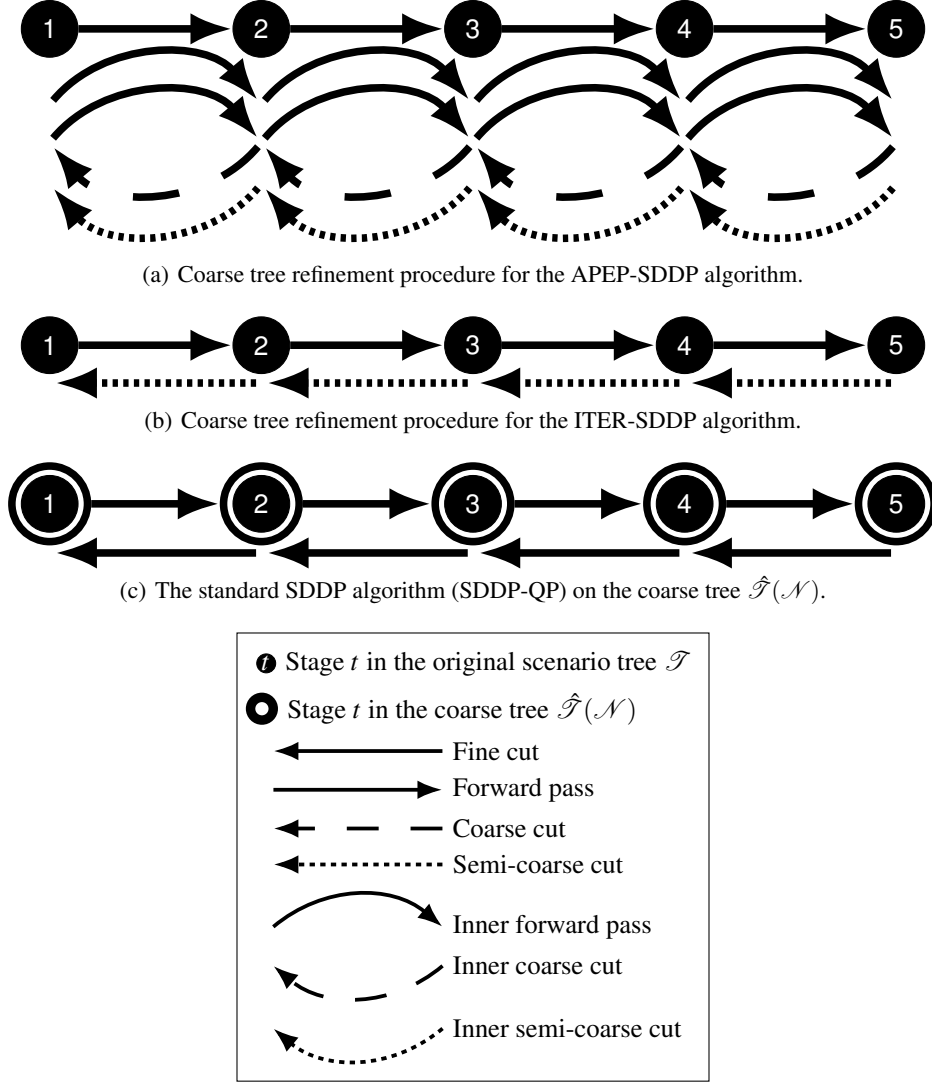


Figure 2: Illustration of tree traversal strategies and various types of cutting planes used in the *Refinement outside SDDP* algorithms.

4.2.2 The adaptive partition-based SDDP algorithm with cautious cut generation (APCP-SDDP)

Instead of using the existence of any cut violation regardless of its quality as the criterion for moving back to the previous stage, as what is used in APQP-SDDP, the APCP-SDDP algorithm attempts to generate all possible cuts of various types by employing inner forward and backward steps just as SDDP-CP. In our implementation of APCP-SDDP, we follow the same procedure described in Algorithm 2 except that here, we modify **STEP 3** to:

- $\forall t = T - 1, T - 2, \dots, 1$, implement the adaptive partition-based approach of [17] to solve a 2SLP problem over ξ_t^P which is defined by t as 1st-stage and $t + 1$ as the 2nd-stage.

Figure 3(b) illustrates the APCP-SDDP algorithm.

4.3 Adaptive partition-based SDDP with structured cut generation policies

In the previous two subsections, 4.1 and 4.2, we provide algorithms in which the same type of cut generation strategies are implemented uniformly across all stages $t = 2, \dots, T$. In this subsection, we investigate a framework which

Algorithm 2 The adaptive partition-based SDDP algorithm with quick cut generation (APQP-SDDP).

STEP 0: Initialization.

1. Let $p = 0$, $\check{\mathcal{Q}}_t^p(\cdot) := -\infty$, $\varepsilon \geq 0$.
2. Define an initial sequence of partitions $\vec{\mathcal{N}}^p = (\vec{\mathcal{N}}_1^p, \dots, \vec{\mathcal{N}}_T^p)$, the corresponding coarse tree $\hat{\mathcal{F}}(\vec{\mathcal{N}}^p)$.
3. Initialize the corresponding necessary parameters of the SDDP algorithm.

STEP 1: Increment $p \leftarrow p + 1$ and choose a sample path $\xi^p = (\xi_1^p, \dots, \xi_T^p)$.

STEP 2: Implement the SDDP *forward step* over ξ^p to obtain $\bar{x}_t = \bar{x}_t(\xi_{[t]}^p)$, $\forall t = 1, \dots, T - 1$.

STEP 3: Implement the adaptive partition-based SDDP *Backward-step* as follows:

1. For $t = T - 1, \dots, 1$
 - (a) Solve the partition-based subproblem (20) for each cluster $\mathcal{P}_{t+1}^\ell \in \vec{\mathcal{N}}_{t+1}^p$, $\ell = 1, 2, \dots, L_{t+1}$ to improve the cutting plane approximation for $\check{\mathcal{Q}}_{t+1}(\bar{x}_t)$.
 - (b) If $\check{\mathcal{Q}}_{t+1}(\bar{x}_t) - \check{\mathcal{Q}}_{t+1}^p(\bar{x}_t) > \varepsilon$, update $\check{\mathcal{Q}}_{t+1}(x_t)$ and go to $t - 1$. Else, go to (c).
 - (c) Compute a semi-coarse cut as described in (3.2.1) and update $\check{\mathcal{Q}}_{t+1}(x_t)$.

STEP 4: If termination criterion is achieved, STOP. Else, go to STEP 1.

incorporates different types of cut generation strategies in different stages. To that end, we classify different stages in the planning horizon into two different categories:

1. Stages of "less-importance", where we use *coarse* and *semi-coarse* cuts.
2. Stages of "more-importance", where we use *fine* cuts only.

The motivation for associating *coarse* and *semi-coarse* cuts with stages considered to be less important and *fine* cuts with stages considered to be more important is as follows. In the MSLP setting, even if we simply attempt to generate *fine cuts* without any aggregation, the cutting hyperplane $q_t(x_{t-1}) := \beta_t^\top x_{t-1} + \alpha_t$ generated in stages $t = T - 1, \dots, 2$ still might not be a supporting hyperplane to $\check{\mathcal{Q}}_t(\cdot)$, since the approximation error propagates as $t = T - 1 \rightarrow t = 2$. Hence, using aggregated information with respect to a partition \mathcal{N}_t^p might hinder the performance of the algorithm by adding another layer of inaccuracy. In certain situations, we may not be able to afford this additional layer of inaccuracy in stages where we need to be more accurate, in which case we have to use *fine cuts*. On the other hand, in stages where we believe there is little extra information to be gained from *fine* cuts compared to *coarse* cuts, we can save some computational effort by utilizing cutting-plane approximations of any quality (*coarse* and *semi-coarse* cuts). We refer to this algorithm as the SPAP-SDDP algorithm, summarize it in Algorithm 3 and illustrate it in Figure 3(c).

Algorithm 3 The adaptive partition-based SDDP algorithm with structured cut generation policies (SPAP-SDDP).

STEP 0: Initialization.

1. Let $p = 0$, $\check{\mathcal{Q}}_t^p(\cdot) := -\infty$, $\varepsilon \geq 0$, $\mathcal{Z} \in \mathbb{R}$
2. Classify every stage $t = 2, \dots, T$ such that t is "more-important" if $t \in MI := \{t \in \mathbb{R}_+ | \bar{z}_t \leq \mathcal{Z}\}$ and t is "less-important" if $t \in LI := \{t \in \mathbb{R}_+ | \bar{z}_t > \mathcal{Z}\}$.
3. Define an initial sequence of partitions $\vec{\mathcal{N}}^p = (\vec{\mathcal{N}}_1^p, \dots, \vec{\mathcal{N}}_T^p)$, the corresponding coarse tree $\hat{\mathcal{F}}(\vec{\mathcal{N}}^p)$, $\forall t \in LI$
4. Initialize the corresponding necessary parameters of the SDDP algorithm.

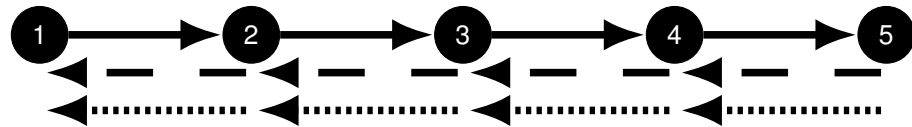
STEP 1: Increment $p \leftarrow p + 1$ and choose a sample path $\xi^p = (\xi_1^p, \dots, \xi_T^p)$.

STEP 2: Implement the SDDP *forward step* over ξ^p to obtain $\bar{x}_t = \bar{x}_t(\xi_{[t]}^p)$, $\forall t = 1, \dots, T - 1$.

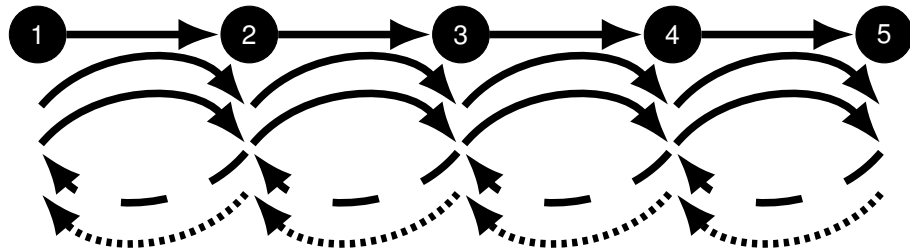
STEP 3: Implement the *backward step* as follows:

1. For $t = T - 1, \dots, 1$
 - (a) If $t \in MI$ compute a *fine cut* by solving the scenario-based subproblem (19) for each scenario $\xi_t \in \Xi_t$. Else, go to (b).
 - (b) solve the partition-based subproblem (20) for each cluster $\mathcal{P}_{t+1}^\ell \in \vec{\mathcal{N}}_{t+1}^p$, $\ell = 1, 2, \dots, L_{t+1}$ to compute a coarse cut for $\check{\mathcal{Q}}_{t+1}(\bar{x}_t)$.
 - (c) If $\check{\mathcal{Q}}_{t+1}(\bar{x}_t) - \check{\mathcal{Q}}_{t+1}^p(\bar{x}_t) > \varepsilon$, update $\check{\mathcal{Q}}_{t+1}(x_t)$ and go to $t - 1$. Else, go to (d).
 - (d) compute a semi-coarse cut as described in (3.2.1) and $\check{\mathcal{Q}}_{t+1}(x_t)$.

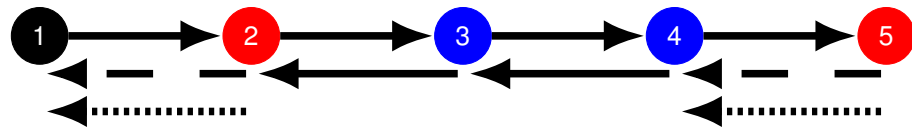
STEP 4: If termination criterion is achieved, STOP. Else, go to STEP 1.



(a) The adaptive partition-based SDDP algorithm with quick cut generation (APQP-SDDP).



(b) The adaptive partition-based SDDP algorithm with cautious cut generation (APCP-SDDP).



(c) The adaptive partition-based SDDP with structured cut generation policies (SPAP-SDDP).

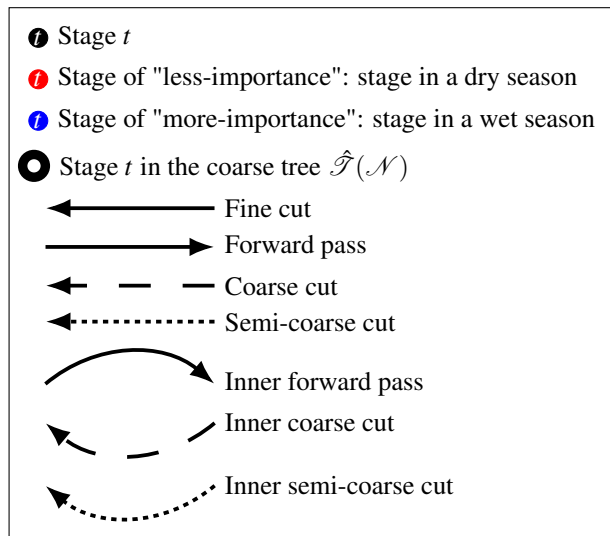


Figure 3: Illustration of tree traversal strategies and various types of cutting planes used in the *Refinement within SDDP* algorithms and the SPAP-SDDP.

Perhaps the most crucial question to this framework is how we can classify different stages into "more-important" and "less-important". The answer to this is clearly non-trivial, problem specific, and perhaps one that deserves a separate in-depth study by itself. Nonetheless, in our numerical experiments (see Section 5) we consider a heuristic approach of classification that we justify below.

We preface this by revisiting the hydro-thermal power generation planning problem that is considered in our numerical experiments. Readers are referred to, e.g., [41, 2], for a more thorough discussion on the problem. In this problem, the decision maker aims to minimize the expected total cost which consists of: the power generation expenses and the penalty for the shortage in satisfying the demand. The stochasticity aspect of the problem arises due to the uncertainty about the amount of rainfall in the future – which the decision maker can use to generate power via the interconnected network of hydro plants. As such, from a stochastic programming point of view, the amount of rain available at every stage $t = 1, \dots, T$ is what defines as the valuable information that the decision maker will utilize in order to construct an optimal policy. In our implementation, we classify the stages as following:

1. "Dry season" stage, which we label as "less important".
2. "Wet season" stage, which we label as "more important".

The motivation for considering stages in the wet seasons to be of more importance and stages in the dry seasons to be of less importance is that, from an optimization point of view, the decision policy plays a more important role when it has more valuable resources at its disposal compared to when it does not. To put this into perspective, given the nature of the problem being a resource allocation/planning problem, an optimal policy is characterized by how balanced the availabilities of various types of resources are at times of abundance with their amounts at times of deficit. In dry seasons there is less of a decision to be made about resource allocation and more of a cost to be paid as a recourse action; whereas during the wet seasons the decision maker has to achieve a balance by allocating some of the available resources for generating power to meet the immediate demand while reserving some for hedging against the potential deficit in the future.

In our implementation, we classify the dry and wet season stages by doing the following for every stage $t = 2, \dots, T$:

1. First, in order to differentiate between the different stages solely based on the inflow of rain, we equalize for everything by setting the water level carried over from the previous stage at every reservoir to be zero. That is, we assume that every reservoir is empty. This step is done by setting the state variable $x_{t-1} = 0$.
2. Next, we optimize myopically with respect to stage t by solving the stage t subproblem for every realization of random vector $\xi_t \in \Xi_t$.
3. Let $z^*(t, \xi_t)$ be the optimal objective value corresponding to every respective problem solved in the previous step.
4. Define $\bar{z}_t = \sum_{k=1}^{|\Xi_t|} z^*(t, \xi_{t,k})$ be the "worst-case" immediate cost at stage t , and let \mathcal{L} be a user prespecified parameter.
5. If $\bar{z}_t \leq \mathcal{L}$, then stage t is a "wet-stage". Otherwise, t is a "dry-stage".

5 Numerical Results

In this section we report and analyze our numerical experiment results to show the empirical performances of the proposed algorithms. We first present the test instances and give an overview of different algorithms tested in the numerical experiments. Specifically, in Subsection 5.2 we compare the *Refinement outside SDDP* algorithms with the standard SDDP algorithm. In Subsection 5.3 we compare the *Refinement within SDDP* algorithms with the corresponding SDDP algorithms with different tree traversal strategies. Finally, in Subsection 5.4 we compare the *adaptive partition-based SDDP with structured cut generation policies* with the standard SDDP algorithm and different adaptive partition-based strategies.

We implemented all algorithms in *Julia* 0.6.2, using package *JuMP* 0.18.4 [42], with commercial solver *Gurobi*, version 8.1.1 [43]. All the tests are conducted on Clemson University's primary high-performance computing cluster, the *Palmetto* cluster, where we used an *R830 Dell Intel Xeon* compute node with 2.60GHz and 1.0 TB memory. The number of cores is set to be 24.

5.1 Test Instances and Algorithms

As previously noted, we consider the multistage hydro-thermal power generation planning problem described in [2, 41]. We also use the same problem instance provided by E. Finardi and F. Beltrán, which models the Brazilian hydro-thermal

power system. From the original data set, in order to create a variety of instances, we consider different planning horizons $T \in \{25, 61, 97, 120\}$ and sample sizes $|\Xi_t| \in \{50, 200, 1000\}$ of the random vector $\xi_t, \forall t = 2, \dots, T$. We let the number of realizations to be the same at every stage. For example, when $T = 120$ and $|\Xi_t| = 1000$, we will have $|\Xi_2| \times |\Xi_3| \times \dots \times |\Xi_{120}| = 1000^{119}$ scenarios (sample paths).

Additionally, following on from the descriptions of different tree traversal strategies in Subsection 3.2.2 we implement two different variants of the SDDP algorithm:

1. *SDDP with quick pass (SDDP-QP)*: adopt a quick pass strategy in traversing the scenario tree. We emphasize that SDDP-QP is the most commonly used variant of the *SDDP* algorithm and we also refer to it as the *standard SDDP* algorithm.
2. *SDDP with cautious pass (SDDP-CP)*: adopt a cautious pass strategy in traversing the scenario tree.

To get an initial lower bound for the cost-to-go function $\check{Q}_t(\cdot), \forall t = 1, 2, \dots, T - 1$, we solve the mean value problem with respect to the $(t + 1)$ -th stage problem by taking the expectation of the random vector ξ_t and treating \bar{x}_t in (8) as decision variables. To measure the performances for different algorithms we report the lower bounds (LB) obtained by different algorithms after one, three and six hours (3600, 10800 and 21600 seconds, respectively) of processing. The LB progress is one of primary interests when solving an MSLP. We analyze the performance results by focusing on three factors:

1. The total number of stages in the planning horizon T .
2. The number of realizations per stage $|\Xi_t|$.
3. The processing time limit.

In our experiments, we considered varying the number of sample paths at every iteration of the SDDP algorithm, however, we have found that using a single sample path per forward step (one scenario per iteration) works the best for all algorithms that we tested.

5.2 Numerical Results for the Refinement outside SDDP Strategy

We report and analyze the results of the two variants of the *Refinement outside SDDP* strategy presented in Subsection 4.1, namely APEP-SDDP and ITER-SDDP, and compare them to those obtained by the standard SDDP algorithm, i.e., SDDP-QP. We report the numerical results in Table 1 and a few selected instances in Figure 4, from which we observe the following:

1. Performance with respect to T :
 - The overall performances of both APEP-SDDP and ITER-SDDP compared to that of the standard SDDP algorithm is consistently improving as the number of stages T increases. Specifically, except for the case when $T = 25$, both APEP-SDDP and ITER-SDDP outperform the SDDP-QP algorithm for all processing time limits.
 - In particular, this improvement in the performance is apparent when $T = 120$. For one, three and six hours of processing:
 - APEP-SDDP outperformed SDDP-QP by 69%, 32% and 16% on average.
 - ITER-SDDP outperformed SDDP-QP by 67%, 36% and 21% on average.
2. Performance with respect to $|\Xi_t|$:
 - The overall performances of both APEP-SDDP and ITER-SDDP compared to that of the standard SDDP algorithm is consistently improving as $|\Xi_t|$ increases.
 - At its peak, when $|\Xi_t| = 1000$ and $T = 120$, the improvements over SDDP-QP reach to about 158% and 154% after one hour, 77% and 77% after three hours, and 34% and 43% after six hours, for APEP-SDDP and ITER-SDDP, respectively.
3. Performance with respect to the processing time limit:
 - Except for when $|\Xi_t| = 50$, the overall performances of the two algorithms APEP-SDDP and ITER-SDDP have the following trend under different processing time limits: as the processing time limit increases, the relative gap between the lower bounds of *Refinement outside SDDP* algorithms and the SDDP algorithm, either deteriorates if it was superior or improves if it was inferior.

- For number of stages T and realizations per stage $|\Xi_t|$ at the smaller end of our instances set, the *Refinement outside SDDP* algorithms being inferior compared to the SDDP algorithm start to improve as processing time limit increases; whereas for larger instances, during earlier periods of processing time, *Refinement outside SDDP* algorithms inherit a significant lead over the SDDP algorithm in its lower bound progress, but this wide margin steadily shrinks as the processing time increases.
- In instances where the *Refinement outside SDDP* algorithms are being outperformed by the SDDP algorithm, the advantage of the SDDP algorithm is at its highest after the first hour.
- The advantage of the *Refinement outside SDDP* algorithms over the SDDP algorithm is most apparent after 3 hours of processing time limit, yielding a better performance in 7.5 out of 12 instances on average between the APEP-SDDP and ITER-SDDP algorithms.

We attribute the aforementioned observations to the following:

- It should come as no surprise that, the larger the instance in terms of T and $|\Xi_t|$, the better the performance of *Refinement outside SDDP* algorithms should be. This advantage for the APEP-SDDP and ITER-SDDP algorithms over the standard SDDP algorithm, is a natural consequence due to the merits of adaptive partition-based strategies in making the cut generation effort adaptive to the solution progress.
- The aforementioned advantage does not hold for smaller instances, such as when $T = 25$ and $|\Xi_t| = 50$. This is because the computational savings provided by this framework via efficient cut generation effort from coarse scenario trees do not offset the significant inaccuracy inherited in these coarse cuts on these instances. This incompetence, however, steadily vanishes as the processing time limit increases when the coarse tree gets more and more refined.
- This explains the aforementioned observations regarding the performance with respect to the processing time limit:
 - In smaller instances, the larger the processing time limit is, the more the algorithm is able to compensate for the inaccuracy compromised during the early phase of the solution process.
 - In larger instances, the larger the processing time limit is, the bigger that the size of the coarse tree gets, making the cut generation effort in the *Refinement outside SDDP* algorithms similar to that of the standard SDDP algorithm.
- Finally, comparing between the two *Refinement outside SDDP* algorithms, we see that their performances are comparable with *ITER-SDDP* prevailing in all instances except for when $T = 25, |\Xi_t| = 50$ and $T = 120, |\Xi_t| = 1000$. We attribute these two cases to the heuristically chosen parameters n used in Algorithm 1 as a criterion to perform partition refinement on $\vec{\mathcal{N}}^p$.

We conclude this subsection by emphasizing that, our work is an attempt to provide a framework which mitigates the computational burden of solving MSLPs brought by the *curse-of-dimensionality* due to the large number of stages T and large number of realizations per stage $|\Xi_t|$. This, if anything, can only testify to the competitive nature of *adaptive partition-based* strategies in solving large-scale problems.

5.3 Numerical Results for the Refinement within SDDP Strategy

In this subsection, we compare different *Refinement within SDDP* algorithms described in Subsection 4.2 and the corresponding SDDP algorithms (where no adaptive partition is employed) under different tree traversal strategies. We report the numerical results in Tables 2 and 3 as well as a few selected instances in Figure 5, from which we observe the following.

1. Performance with respect to T :

- Similar to the observations made in Subsection 5.2, the performance of the APQP-SDDP algorithm compared to the SDDP-QP algorithm improves as T increases. There is no consistent pattern comparing the performance of the APCP-SDDP algorithm with that of SDDP-CP as T increases.
- Except for the performance of the APCP-SDDP algorithm in few instances of sizes in the mid range and the performance of APQP-SDDP in the large instances, the *Refinement within SDDP* algorithms are consistently outperformed by the SDDP algorithm with the corresponding tree traversal strategy.

2. Performance with respect to $|\Xi_t|$:

- The overall results obtained by different algorithms do not have any obvious pattern associated with the number of realizations per stage $|\Xi_t|$.

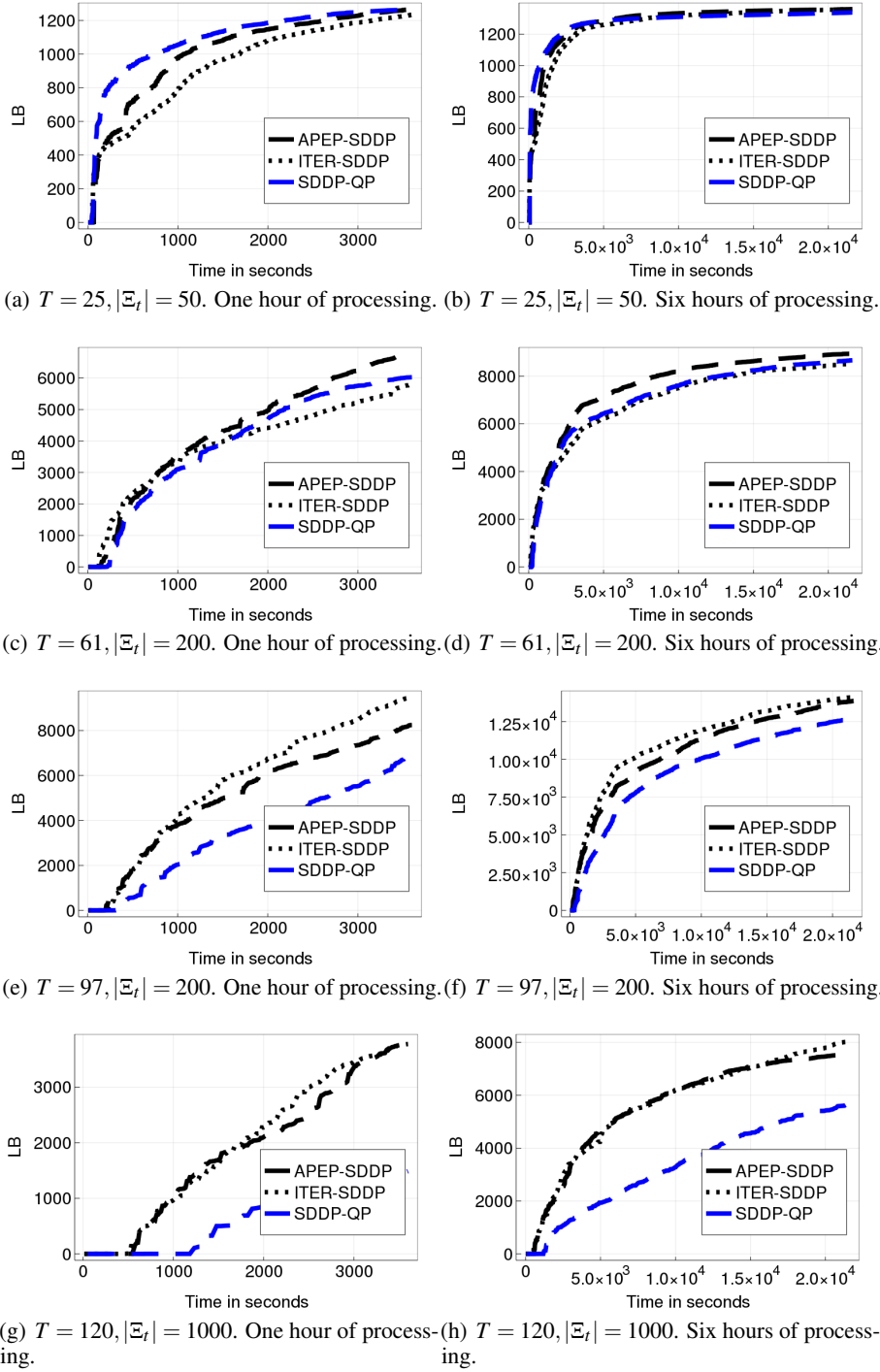


Figure 4: Solution progress using *Refinement outside SDDP* compared to SDDP-QP after one and six hours of processing on different instances.

Instances		Algorithm	1 hour		3hours		6hours		# iter
T	$ \Xi_r $		LB	%LB	LB	%LB	LB	%LB	
25	50	APEP	1265.2	0%	1337.1	2%	1358.9	2%	4571
		ITER	1233.0	-3%	1322.6	1%	1358.4	2%	5428
	200	APEP	552.3	-5%	625.6	-4%	671.2	-2%	2732
		ITER	573.6	-1%	669.5	3%	713.1	4%	3330
	1000	APEP	328.1	-32%	454.0	-17%	506.5	-12%	1943
		ITER	371.7	-23%	480.5	-12%	529.2	-8%	2040
61	50	APEP	11343.4	0%	12848.7	-1%	13579.2	-2%	2506
		ITER	11636.3	2%	12941.5	0%	13640.4	-1%	2853
	200	APEP	6775.8	12%	8335.0	7%	8943.7	3%	1675
		ITER	5804.0	-4%	7686.7	-1%	8519.6	-2%	1921
	1000	APEP	3118.9	10%	4578.3	1%	5583.7	9%	1070
		ITER	3427.5	21%	5043.9	11%	5858.3	15%	1083
97	50	APEP	19984.8	-4%	23342.6	-6%	25792.6	-4%	1993
		ITER	19998.9	-4%	23553.7	-6%	25697.9	-4%	2359
	200	APEP	8242.9	19%	11633.2	13%	13882.0	9%	1528
		ITER	9485.0	37%	12136.4	18%	14128.9	11%	1475
	1000	APEP	3937.1	93%	6628.2	37%	8065.9	28%	760
		ITER	3967.0	95%	6001.5	24%	8061.1	28%	893
120	50	APEP	21890.5	0%	27585.4	-1%	30639.1	-3%	1614
		ITER	22518.0	3%	29393.6	6%	32429.3	2%	2101
	200	APEP	9595.5	36%	13956.9	20%	16308.0	12%	1339
		ITER	9578.7	36%	13599.1	17%	15664.3	7%	1353
	1000	APEP	3836.4	158%	6345.8	77%	7578.4	34%	735
		ITER	3772.9	154%	6317.2	77%	8065.5	43%	729

Table 1: Lower bound progress obtained by the two different *Refinement outside SDDP* algorithms 4.1.1 and 4.1.2 compared to the SDDP-QP algorithm. $\%LB = 100 \times \frac{(LB - LB_{SDDP-QP})}{(LB_{SDDP-QP})}$.

3. Performance with respect to the processing time limit:

- Similar to the observations made in Subsection 5.2, the overall performances of the two *Refinement within SDDP* algorithms have the following trend under different processing time limits: as the processing time limit increases, the relative gap between the lower bounds obtained by the *Refinement within SDDP* algorithms and the SDDP algorithm, either deteriorates if it was superior or improves if it was inferior.

We attribute the aforementioned observations to the following:

- As one might expect, allocating a significant cut generation effort to a small number of sample paths, is surely a waste of computational budget. This perhaps justifies the overall disappointing results of any algorithm with a tree traversal strategy that has some cautiousness aspects to it, since a cautious tree traversal strategy usually results in a decision policy that is overfitting to the subset of sample path(s) visited so far in the solution process.
- This overfitting in the decision policy could also explain the absence for any clear pattern in the performance of APCP-SDDP compared to that of SDDP-CP in different instances, since the performances depend on the sample paths visited by the algorithms, which are randomly generated.
- When analyzing the incompetence in the performance of *Refinement within SDDP* algorithms, and in particular the APQP-SDDP algorithm compared to *Refinement outside SDDP* algorithms, it is important to note the following:
 - In the *Refinement outside SDDP* algorithms, where we only generate coarse cuts by implementing the standard SDDP algorithm on the coarse tree $\hat{\mathcal{F}}(\vec{\mathcal{N}}^p)$, there is a criterion by which we measure the added value of these coarse cuts to the current cost-to-go function approximations $\hat{\mathcal{Q}}_t^p(\cdot)$. This is done by keeping track of the lower bound progress when generating cuts from the coarse tree at every iteration (see Algorithm 1). Hence, we restrict the algorithm to allocate some of the computational budget to generating coarse cuts using $\vec{\mathcal{N}}^p$, only if these coarse cuts have significant added value to them. Otherwise, $\vec{\mathcal{N}}^p$ will be refined.

- In the *Refinement within SDDP* algorithms, the process is continuously attempting to generate coarse cuts, irrespective of their added value to the decision policy. This might hinder the performance of the algorithm, especially in the case of APQP-SDDP algorithm, where the existence of any violated cut, regardless of its quality, is the criterion for going back from stage t to $t - 1$. This makes refining the coarse tree (in order to obtain some accuracy) less frequent.

We conclude this subsection by mentioning that, while the coarse cuts generated by the *Refinement within SDDP* algorithms do not seem to serve its desired purpose, as far as the previous analysis goes, this may not necessarily be the case under different time limits or different integration scheme such as the SPAP-SDDP algorithm that we shall discuss next.

Table 2: Lower bound progress obtained by the APQP-SDDP (4.2.1) algorithm compared to the SDDP-QP algorithm.

$$\%LB = 100 \times \left(\frac{LB_{APQP-SDDP} - LB_{SDDP-QP}}{LB_{SDDP-QP}} \right).$$

Instances		1 hour		3hours		6hours		# iter
T	$ \Xi_t $	LB	%LB	LB	%LB	LB	%LB	
25	50	1168.6	-8%	1224.5	-7%	1256.6	-6%	5697
	200	439.0	-25%	534.0	-18%	587.9	-14%	3480
	1000	172.3	-64%	248.7	-54%	287.9	-50%	1875
61	50	9796.3	-14%	11240.7	-13%	11956.9	-13%	3417
	200	4778.4	-21%	5771.7	-26%	6384.7	-26%	2129
	1000	2027.5	-28%	3056.9	-33%	3745.6	-27%	1254
97	50	15549.1	-26%	18132.6	-27%	19809.2	-26%	2647
	200	6613.2	-4%	9137.5	-11%	11197.4	-12%	1628
	1000	2058.1	1%	5139.5	6%	6327.5	1%	854
120	50	17859.8	-18%	23961.7	-14%	27449.8	-13%	2392
	200	5886.7	-17%	9040.6	-22%	11962.0	-18%	1558
	1000	2170.2	46%	4204.8	18%	6019.7	6%	810

Table 3: Lower bound progress obtained by the APCP-SDDP (4.2.2) algorithm compared to the SDDP-CP algorithm.

$$\%LB = 100 \times \left(\frac{LB_{APCP-SDDP} - LB_{SDDP-CP}}{LB_{SDDP-CP}} \right).$$

Instances		1 hour		3hours		6hours		# iter
T	$ \Xi_t $	LB	%LB	LB	%LB	LB	%LB	
25	50	893.2	-21%	1136.7	-6%	1206.5	-5%	1282
	200	375.6	-22%	514.0	-8%	578.4	-9%	628
	1000	174.3	-36%	351.6	-5%	392.2	-4%	172
61	50	8815.5	4%	10851.3	-4%	12118.3	-2%	671
	200	2646.0	2%	5028.6	14%	6173.9	10%	303
	1000	0.5	-100%	1520.9	-28%	2962.7	-7%	85
97	50	13227.7	18%	18933.9	8%	21521.8	4%	498
	200	2004.0	-29%	5954.4	15%	7969.6	0%	215
	1000	0.0	-100%	219.9	-78%	1258.9	-58%	44
120	50	11195.0	-7%	19532.9	0%	23950.4	1%	445
	200	1443.6	-38%	4752.1	-10%	6604.3	-12%	175
	1000	0.2	3304%	46.5	-95%	672.6	-62%	33

5.4 Computational Experiments on the Adaptive Partition-based SDDP with Structured Cut Generation Policies

In this subsection we report and analyze the results for the performance of the SPAP-SDDP algorithm presented in Subsection 4.3. In Table 4 we report its performance and compare it to the standard SDDP algorithm. Additionally, we illustrate a few selected instances in Figure 6 which compare the performance of the SPAP-SDDP algorithm with that of different *Refinement outside SDDP* algorithms, as well as the APQP-SDDP and SDDP-QP algorithms.

The overall pattern in the behavior of the SPAP-SDDP algorithm for different number of stages T , realizations per stage $|\Xi_t|$ and processing time limits, is very similar to the observations made regarding the *Refinement outside SDDP* algorithms. We summarize these observations as follows:

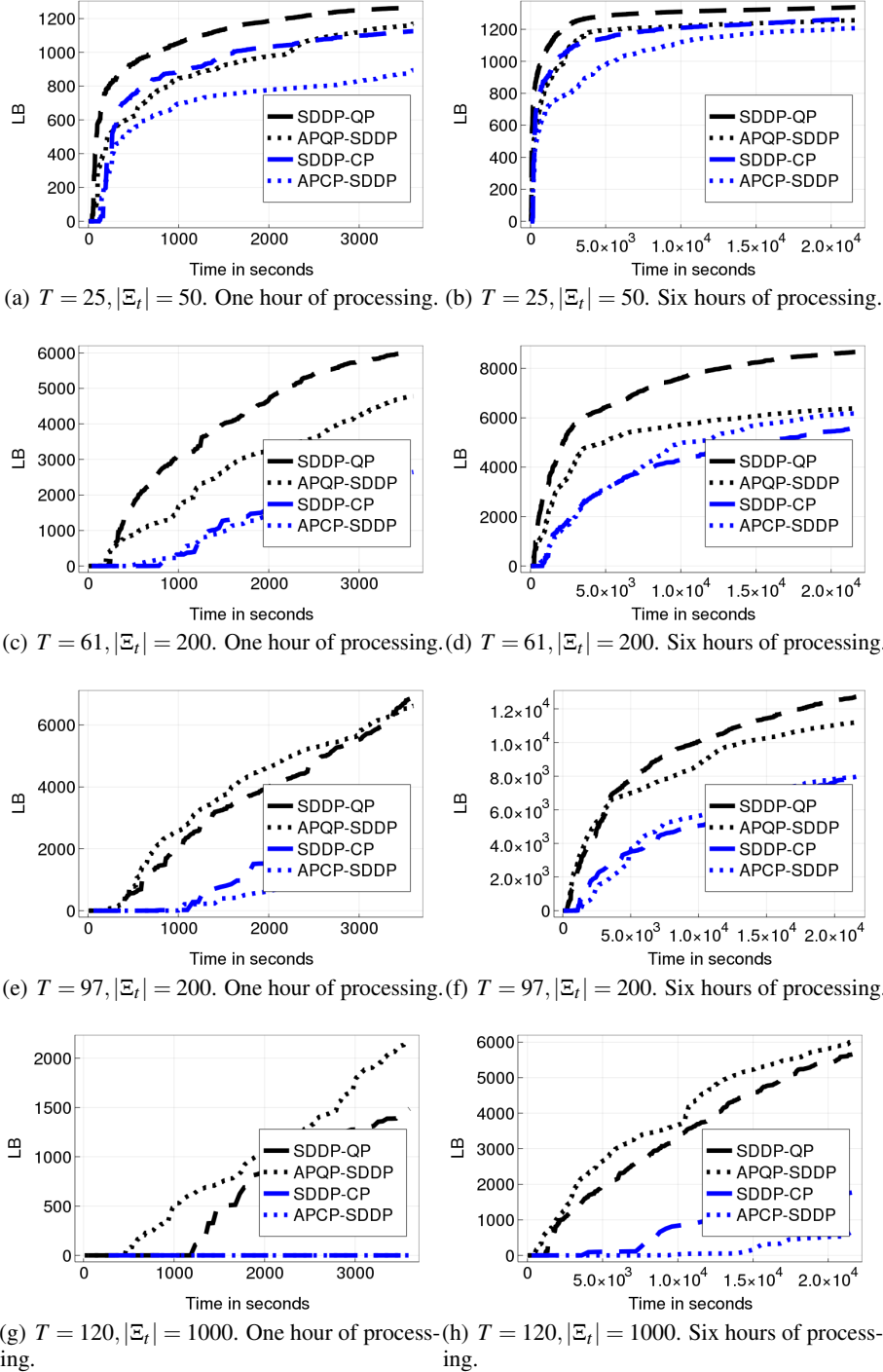


Figure 5: Solution progress using *Refinement within SDDP* algorithms compared to the corresponding SDDP algorithm under different tree traversal strategies for one and six hours of processing on different instances.

- Except for when $T = 25$, the performance of the SPAP-SDDP algorithm compared to that of the standard SDDP algorithm is consistently improving as T and/or $|\Xi_t|$ increases.
- Similar to the observations made in Subsection 5.2, the overall performances of the SPAP-SDDP algorithm have the following trend under different processing time limits: as the processing time limit increases, the relative gap between the lower bounds of the SPAP-SDDP algorithm and the SDDP algorithm, either deteriorates if it was superior or improves if it was inferior.

We attribute the aforementioned observations to the following:

- Most of the reasoning made in Subsection 5.2 regarding the performance of the *Refinement outside SDDP* algorithms can also be made to the SPAP-SDDP algorithm. This reasoning being, in large instances, where accuracy is more computationally expensive to obtain, the computational savings come from the fact that the algorithm makes the cut generation effort adaptive to the solution progress. Except here, this adaptability is not integrated by the value which a coarse cut adds immediately to the lower bound progress, but instead, by the added value of a coarse cut from a particular stage to the decision policy at giving point in the processing time, which affects the lower bound progress implicitly.
- The most notable difference between the performance the SPAP-SDDP algorithm and the *Refinement outside SDDP* algorithms is that, the performance of the SPAP-SDDP algorithm is very stable in outperforming SDDP-QP compared to that of the *Refinement outside SDDP* algorithms. However, when *Refinement outside SDDP* algorithms do outperform SDDP-QP, they outperform by a large margin.
- Overall, it is not difficult to see that the SPAP-SDDP algorithm bridges the gap between the computational ease of generating excess of inaccurate coarse cuts using *APQP-SDDP* and the computational burden of generating a few, but accurate fine cuts using the standard SDDP algorithm.

Table 4: Lower bound progress obtained by the SPAP-SDDP (4.3) algorithm compared to the SDDP-QP algorithm.

$$\%LB = 100 \times \left(\frac{LB_{SPAP-SDDP} - LB_{SDDP-QP}}{LB_{SDDP-QP}} \right).$$

Instances		1 hour		3hours		6hours		# iter
T	$ \Xi_t $	LB	%LB	LB	%LB	LB	%LB	
25	50	1188.4	-6%	1277.3	-3%	1302.7	-3%	4908
	200	556.4	-4%	643.6	-1%	703.1	3%	2671
	1000	436.1	-10%	493.6	-10%	533.0	-8%	1084
61	50	11950.2	5%	13030.3	0%	13707.9	-1%	2704
	200	6434.7	7%	8062.1	4%	8790.2	1%	1448
	1000	2716.1	-4%	4539.8	0%	5344.5	5%	561
97	50	21178.3	1%	25112.7	1%	27129.1	1%	2094
	200	8301.5	20%	11283.8	10%	13172.5	4%	1088
	1000	3355.3	65%	5944.7	23%	7420.3	18%	415
120	50	23801.5	9%	29635.3	7%	32543.9	3%	1897
	200	8391.5	19%	12564.2	8%	15171.2	4%	978
	1000	2049.4	38%	4449.3	24%	6704.2	19%	358

Summary of numerical experiment results. In sum, based on the aforementioned analysis on the numerical results, the *Refinement outside SDDP* algorithms and the SPAP-SDDP algorithm yield the most significant improvements over the standard SDDP algorithm in terms of the lower bound progress. We thereby suggest that as a rule of thumb, integrating the adaptive partition-based strategies into the SDDP algorithm should be done via the *Refinement outside SDDP* approach, and structured cut generation policies should be pursued (like the SPAP-SDDP algorithm) if any structure can be exploited from the underlying problem instance.

6 Conclusions

In this study, we have investigated various ways to enhance the performance of the SDDP algorithm in terms of its lower bound progress by employing various inexact cut generations and scenario-tree traversal strategies. Specifically, we have integrated the adaptive partition-based approaches, which have been shown to be effective in two-stage stochastic programs, into the SDDP algorithm for multi-stage stochastic programs in two different manners: performing partition refinement within the SDDP and outside the SDDP algorithm. In addition, we have proposed a structured cut generation

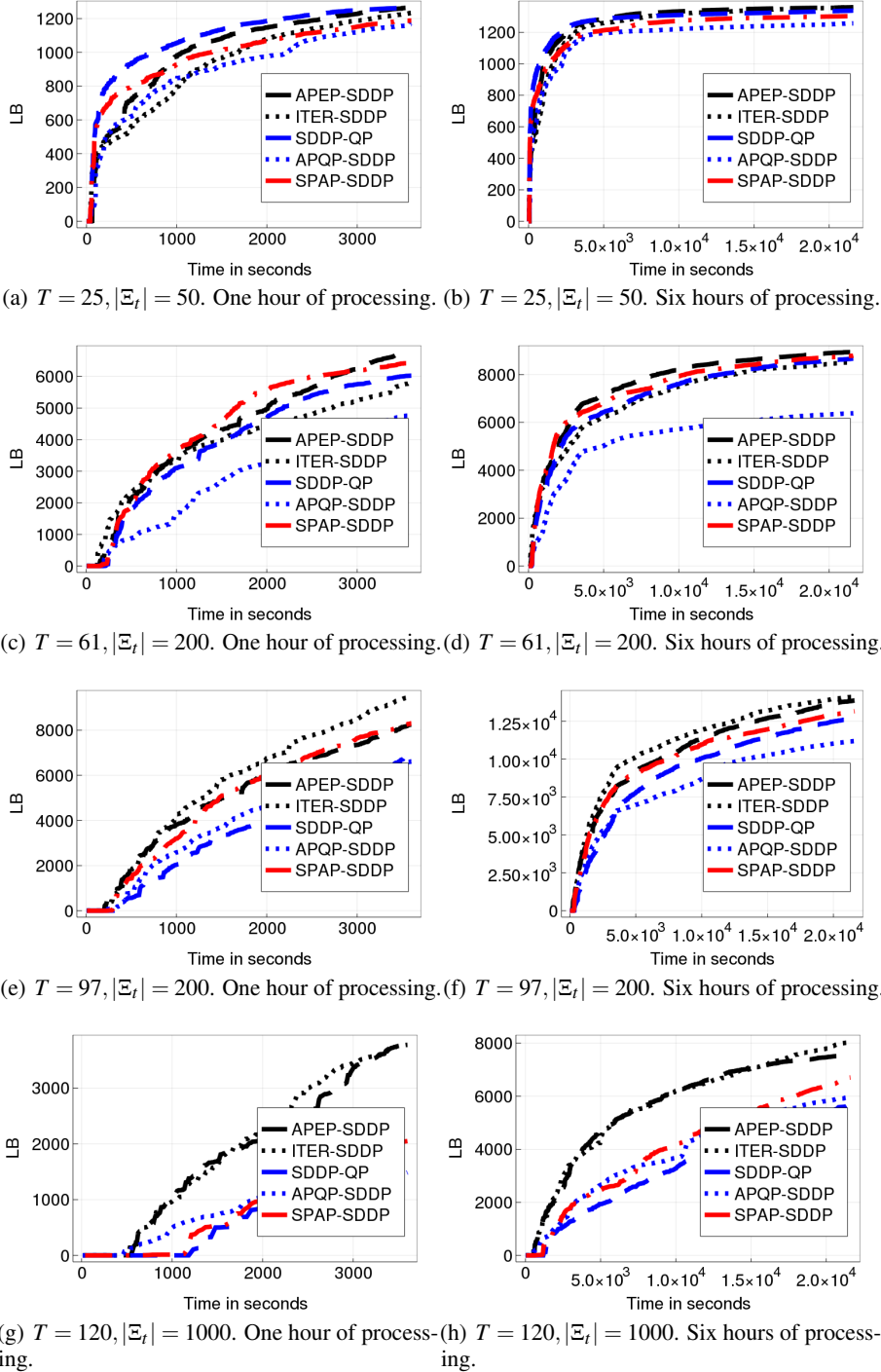


Figure 6: Solution progress using SPAP-SDDP algorithm compared to *Refinement outside SDDP* algorithms, APQP-SDDP and SDDP-QP after one and the six hours of processing on different instances.

strategy across all stages, which takes advantage of the underlying seasonal uncertainty structure in the class of problems that we use as the test instances. We have conducted extensive numerical experiments to empirically validate the effectiveness of the proposed algorithms and compare them to the standard SDDP algorithm. We have identified several directions to pursue for future research. First, it is of interest to investigate how the proposed algorithms can be applied to address more challenging problem classes such as distributionally robust multistage stochastic programs and multistage stochastic integer programs. Second, from an algorithmic perspective it is worth investigating novel cut generation strategies that are adaptive to the underlying problem structure such as the decision policy structures and/or uncertainty structures during the solution process, as opposed to imposing these structures a priori as we did in the SPAP-SDDP algorithm.

7 acknowledgements

Clemson University is acknowledged for generous allotment of compute time on Palmetto cluster. The authors acknowledge partial support by the National Science Foundation [Grant CMMI 1854960]. Any opinions, findings, and conclusions or recommendations expressed in this material are those of the authors and do not necessarily reflect the views of the National Science Foundation.

References

- [1] Vikas Goel and Ignacio E Grossmann. A stochastic programming approach to planning of offshore gas field developments under uncertainty in reserves. *Computers & chemical engineering*, 28(8):1409–1429, 2004.
- [2] Vitor L de Matos, David P Morton, and Erlon C Finardi. Assessing policy quality in a multistage stochastic program for long-term hydrothermal scheduling. *Annals of Operations Research*, 253(2):713–731, 2017.
- [3] Tito Homem-de Mello, Vitor L De Matos, and Erlon C Finardi. Sampling strategies and stopping criteria for stochastic dual dynamic programming: a case study in long-term hydrothermal scheduling. *Energy Systems*, 2(1):1–31, 2011.
- [4] Mario Veiga Pereira, Sérgio Granville, Marcia HC Fampa, Rafael Dix, and Luiz Augusto Barroso. Strategic bidding under uncertainty: a binary expansion approach. *IEEE Transactions on Power Systems*, 20(1):180–188, 2005.
- [5] Steffen Rebennack. Combining sampling-based and scenario-based nested benders decomposition methods: application to stochastic dual dynamic programming. *Mathematical Programming*, 156(1-2):343–389, 2016.
- [6] Alexander Shapiro, Wajdi Tekaya, Joari Paulo da Costa, and Murilo Pereira Soares. Risk neutral and risk averse stochastic dual dynamic programming method. *European journal of operational research*, 224(2):375–391, 2013.
- [7] Shabbir Ahmed, Alan J King, and Gyana Parija. A multi-stage stochastic integer programming approach for capacity expansion under uncertainty. *Journal of Global Optimization*, 26(1):3–24, 2003.
- [8] Pflug Georg Ch and Romisch Werner. *Modeling, measuring and managing risk*. World Scientific, 2007.
- [9] Jitka Dupačová. *Portfolio Optimization and Risk Management via Stochastic Programming*. Osaka University Press, 2009.
- [10] Jitka Dupačová and Jan Polívka. Asset-liability management for czech pension funds using stochastic programming. *Annals of Operations Research*, 165(1):5–28, 2009.
- [11] Antonio Alonso, Laureano F Escudero, and M Teresa Ortuno. A stochastic 0–1 program based approach for the air traffic flow management problem. *European Journal of Operational Research*, 120(1):47–62, 2000.
- [12] Boutheina Fhoula, Adnene Hajji, and Monia Rekik. Stochastic dual dynamic programming for transportation planning under demand uncertainty. In *2013 International Conference on Advanced Logistics and Transport*, pages 550–555. IEEE, 2013.
- [13] Yale T Herer, Michal Tzur, and Enver Yücesan. The multilocation transshipment problem. *IIE transactions*, 38(3):185–200, 2006.
- [14] Giovanni Pantuso. The football team composition problem: a stochastic programming approach. *Journal of Quantitative Analysis in Sports*, 13(3):113–129, 2017.
- [15] RICHARD Bellman. *Dynamic programming*, princeton univ. *Princeton University Press*, 1957.
- [16] Mario VF Pereira and Leontina MVG Pinto. Multi-stage stochastic optimization applied to energy planning. *Mathematical programming*, 52(1-3):359–375, 1991.

- [17] Wim van Ackooij, Welington de Oliveira, and Yongjia Song. Adaptive partition-based level decomposition methods for solving two-stage stochastic programs with fixed recourse. *Informs Journal on Computing*, 30(1):57–70, 2017.
- [18] Yongjia Song and James Luedtke. An adaptive partition-based approach for solving two-stage stochastic programs with fixed recourse. *SIAM Journal on Optimization*, 25(3):1344–1367, 2015.
- [19] A. Shapiro. Analysis of stochastic dual dynamic programming method. *European Journal of Operational Research*, 209:63–72, 2011.
- [20] Richard M Van Slyke and Roger Wets. L-shaped linear programs with applications to optimal control and stochastic programming. *SIAM Journal on Applied Mathematics*, 17(4):638–663, 1969.
- [21] John R Birge and Francois Louveaux. *Introduction to stochastic programming*. Springer Science & Business Media, 2011.
- [22] Peter Kall, Stein W Wallace, and Peter Kall. *Stochastic programming*. Springer, 1994.
- [23] James E Kelley, Jr. The cutting-plane method for solving convex programs. *Journal of the society for Industrial and Applied Mathematics*, 8(4):703–712, 1960.
- [24] Welington de Oliveira and CLAUDIA Sagastizábal. Level bundle methods for oracles with on-demand accuracy. *Optimization Methods and Software*, 29(6):1180–1209, 2014.
- [25] Alexander Shapiro, Darinka Dentcheva, and Andrzej Ruszczyński. *Lectures on stochastic programming: modeling and theory*. SIAM, 2009.
- [26] A. Ruszczyński and A. Shapiro. *Multi-Stage problems. Chapter 3 in [25]*. MPS-SIAM series on optimization. SIAM and MPS, Philadelphia, 2009.
- [27] Zhi-Long Chen and Warren B Powell. Convergent cutting-plane and partial-sampling algorithm for multistage stochastic linear programs with recourse. *Journal of Optimization Theory and Applications*, 102(3):497–524, 1999.
- [28] Karsten Linowsky and Andrew B Philpott. On the convergence of sampling-based decomposition algorithms for multistage stochastic programs. *Journal of optimization theory and applications*, 125(2):349–366, 2005.
- [29] Andrew B Philpott and Ziming Guan. On the convergence of stochastic dual dynamic programming and related methods. *Operations Research Letters*, 36(4):450–455, 2008.
- [30] Alexander Shapiro. Analysis of stochastic dual dynamic programming method. *European Journal of Operational Research*, 209(1):63–72, 2011.
- [31] Vincent Guigues. Inexact cuts for deterministic and stochastic dual dynamic programming applied to convex nonlinear optimization problems. *arXiv preprint arXiv:1707.00812*, 2017.
- [32] Vincent Guigues. Inexact cuts in stochastic dual dynamic programming. *arXiv preprint arXiv:1809.02007*, 2018.
- [33] Tsvetan Asamov and Warren B Powell. Regularized decomposition of high-dimensional multistage stochastic programs with markov uncertainty. *SIAM Journal on Optimization*, 28(1):575–595, 2018.
- [34] Suvrajeet Sen and Zhihong Zhou. Multistage stochastic decomposition: a bridge between stochastic programming and approximate dynamic programming. *SIAM Journal on Optimization*, 24(1):127–153, 2014.
- [35] Wim Van Ackooij, Welington de Oliveira, and Yongjia Song. On level regularization with normal solutions in decomposition methods for multistage stochastic programming problems. *Computational Optimization and Applications*, 74(1):1–42, 2019.
- [36] Vincent Leclère, Pierre Carpentier, Jean-Philippe Chancelier, Arnaud Lenoir, and François Pacaud. Exact converging bounds for stochastic dual dynamic programming via fenchel duality. *Optimization Online*, 2018.
- [37] Regan Baucke, Anthony Downward, and Golbon Zakeri. A deterministic algorithm for solving multistage stochastic programming problems. *Optimization Online*, 2017.
- [38] Philip Gager Abrahamson. Nested-decomposition approach for solving staircase linear programs. Technical report, Stanford Univ., CA (USA). Dept. of Operations Research, 1983.
- [39] Robert James Wittrock. Advances in a nested decomposition algorithm for solving staircase linear programs. 1984.
- [40] David P Morton. An enhanced decomposition algorithm for multistage stochastic hydroelectric scheduling. *Annals of Operations Research*, 64(1):211–235, 1996.
- [41] Wim Van Ackooij, Welington de Oliveira, and Yongjia Song. On level regularization with normal solutions in decomposition methods for multistage stochastic programming problems. *Computational Optimization and Applications*, pages 1–42, 2017.

- [42] Iain Dunning, Joey Huchette, and Miles Lubin. Jump: A modeling language for mathematical optimization. *SIAM Review*, 59(2):295–320, 2017.
- [43] LLC Gurobi Optimization. Gurobi optimizer reference manual, 2019.