

Moments of nucleon generalized parton distributions from lattice QCD simulations at physical pion mass

C. Alexandrou,^{1,2} S. Bacchio,² M. Constantinou,³ P. Dimopoulos,⁴ J. Finkenrath,² R. Frezzotti,⁴
K. Hadjiyiannakou,² K. Jansen,⁵ B. Kostrzewa,⁶ G. Koutsou,² C. Lauer,^{3,7} and C. Urbach⁶

(Extended Twisted Mass Collaboration)

¹*Department of Physics, University of Cyprus, P.O. Box 20537, 1678 Nicosia, Cyprus*

²*Computation-based Science and Technology Research Center,
The Cyprus Institute, 20 Kavafi Str., Nicosia 2121, Cyprus*

³*Department of Physics, Temple University, 1925 N. 12th Street, Philadelphia, PA 19122-1801, USA*

⁴*Dip. di Fisica, Università and INFN di Roma Tor Vergata, 00133 Roma, Italy*

⁵*NIC, DESY, Platanenallee 6, D-15738 Zeuthen, Germany*

⁶*HISKP (Theory), Rheinische Friedrich-Wilhelms-Universität Bonn, Nußallee 14-16, 53115 Bonn, Germany*

⁷*Physics Division, Argonne National Laboratory, Argonne, IL*

(Dated: July 22, 2022)



We present results for the moments of nucleon isovector vector and axial generalized parton distribution functions computed within lattice QCD. Three ensembles of maximally twisted mass clover-improved fermions simulated with a physical value of the pion mass are analyzed. Two of these ensembles are generated using two degenerate light quarks. A third ensemble is used having, in addition to the light quarks, strange and charm quarks in the sea. A careful analysis of the convergence to the ground state is carried out that is shown to be essential for extracting the correct nucleon matrix elements. This allows a controlled determination of the unpolarized, helicity and tensor Mellin second moments. The vector and axial-vector generalized form factors are also computed as a function of the momentum transfer square up to about 1 GeV^2 . The three ensembles allow us to check for unquenching effects and to assess lattice finite volume effects.

PACS numbers: 11.15.Ha, 12.38.Gc, 24.85.+p, 12.38.Aw, 12.38.-t

Keywords: Nucleon structure, Moments of nucleon PDFs, Nucleon generalized form factors, Lattice QCD

I. INTRODUCTION

Understanding the structure of the nucleon in terms of its fundamental constituents is considered a milestone of hadronic physics. During the past decades, parton distribution functions (PDFs) measured at experimental facilities, such as HERA, RHIC, and LHC, have provided valuable insights into the distribution of quarks and gluons within the nucleon. Better determination of PDFs has also helped interpret experimental data and provided input for on-going and future experiments. Furthermore, the planned Electron-Ion Collider envisions a rich program of measurements, paving the way for nucleon tomography and for mapping the 3-dimensional structure of the nucleon.

Obtaining these quantities from first principles is one of the main objectives of lattice QCD, which has seen remarkable progress in recent years. In particular, the recent availability of simulations at the physical values

of the quark masses allows for obtaining nucleon matrix elements without the need for a chiral extrapolation, thus eliminating a major source of systematic error. In addition, theoretical progress has enabled the first exploratory study of the parton distribution functions themselves on the lattice as compared to the traditional approach of calculating their moments [1]. While this is a promising approach, progress still needs to be made in order to be able to have a direct quantitative comparison with experiment. Therefore, the calculation of moments on the lattice is crucial for comparing results with experiment, especially as statistical precision for these quantities increases and remaining systematic uncertainties, such as those from the finite lattice spacing, the finite volume, and from excited state contaminations, come under control.

The Generalized Parton Distributions (GPDs) occur in several physical processes, such as Deeply Virtual Compton Scattering and Deeply Virtual Meson Production. Their forward limit coincides with the usual parton dis-

tributions and their first moments are related to the nucleon form factors. Since GPDs can be accessed in high energy processes where QCD factorization applies, the amplitude can be written as a convolution of a hard perturbative kernel and the non-perturbative universal parton distributions. GPDs are defined as matrix elements of bi-local operators separated by a light-like interval. A common approach is to proceed with an operator product expansion that leads to a tower of local operators, the nucleon matrix elements of which can be evaluated within lattice QCD. In this paper, we compute the nucleon matrix elements of the one-derivative operators

$$\begin{aligned}\mathcal{O}_V^{\mu\nu} &= \bar{\psi} \gamma^{\{\mu} \overleftrightarrow{D}^{\nu\}} \frac{\tau^3}{2} \psi, \\ \mathcal{O}_A^{\mu\nu} &= \bar{\psi} \gamma_5 \gamma^{\{\mu} \overleftrightarrow{D}^{\nu\}} \frac{\tau^3}{2} \psi, \text{ and} \\ \mathcal{O}_T^{\mu\nu\rho} &= \bar{\psi} \sigma^{[\mu\{\nu} \overleftrightarrow{D}^{\rho\}]} \frac{\tau^3}{2} \psi,\end{aligned}\quad (1)$$

where ψ and $\bar{\psi}$ are light quark flavor doublets, i.e. $\bar{\psi} = (\bar{u}, \bar{d})$. In this work, we consider isovector quantities, obtained using the Pauli matrix τ^3 as in Eq. (1). The curly brackets denote symmetrization and the square brackets antisymmetrization of the enclosed indices, with subtraction of the trace implied whenever symmetrizing and:

$$\overleftrightarrow{D}_\mu = \frac{1}{2}(\overrightarrow{D}_\mu - \overleftarrow{D}_\mu), \quad D_\mu = \frac{1}{2}(\nabla_\mu + \nabla_\mu^*) \quad (2)$$

with ∇_μ and ∇_μ^* denoting the forward and backward derivatives on the lattice, respectively. These nucleon matrix elements can be expanded in terms of Generalized Form Factors (GFFs), which are Lorentz invariant functions of the momentum transfer squared. At zero

momentum transfer, these nucleon matrix elements yield the second Mellin moments of the unpolarized, helicity and transversity PDFs.

In this paper we use three ensembles of twisted mass fermions with two values of the lattice spacing and two physical volume sizes to compute the three second Mellin moments. We also compute the GFFs related to the vector and axial matrix elements. The parameters of the three ensembles allow us to assess volume effects and check for any indication of unquenching due to strange and charm quarks.

The remainder of this paper is organized as follows: in Section II we present the matrix elements used and expressions for the GFFs obtained, in Section III we present the methodology employed for extracting the GFFs from the lattice, details on the lattice ensembles used, and parameters of our lattice analysis, with Section IV detailing the renormalization procedure employed. In Section V we provide our results and in Section VI we give our conclusions.

II. MATRIX ELEMENTS

We consider the nucleon matrix elements $\langle N(s', p') | \mathcal{O}_{\mathcal{H}}^{\mu\nu} | N(s, p) \rangle$ of the three one-derivative operators of Eq. (1) where s and p (s' and p') are the initial (final) spin and momentum of the nucleon, and \mathcal{H} denotes the γ structure corresponding to the vector (V), axial (A) and tensor (T) operators. In the isovector combination, the disconnected contributions cancel, leaving only connected contributions. The nucleon matrix elements of the operators of Eq. (1) can be written in terms of the generalized form factors as follows:

$$\begin{aligned}\langle N(p', s') | \mathcal{O}_V^{\mu\nu} | N(p, s) \rangle &= \bar{u}_N(p', s') \frac{1}{2} \left[A_{20}(q^2) \gamma^{\{\mu} P^{\nu\}} + B_{20}(q^2) \frac{i\sigma^{\{\mu\alpha} q_\alpha P^{\nu\}}}{2m_N} + C_{20}(q^2) \frac{1}{m_N} q^{\{\mu} q^{\nu\}} \right] u_N(p, s), \\ \langle N(p', s') | \mathcal{O}_A^{\mu\nu} | N(p, s) \rangle &= \bar{u}_N(p', s') \frac{i}{2} \left[\tilde{A}_{20}(q^2) \gamma^{\{\mu} P^{\nu\}} \gamma^5 + \tilde{B}_{20}(q^2) \frac{q^{\{\mu} P^{\nu\}}}{2m_N} \gamma^5 \right] u_N(p, s), \\ \langle N(p', s') | \mathcal{O}_T^{\mu\nu\rho} | N(p, s) \rangle &= \bar{u}_N(p', s') \frac{1}{2} \left[A_{T20}(q^2) i\sigma^{[\mu\{\nu} P^{\rho\}} + \tilde{A}_{T20}(q^2) \frac{P^{[\mu} q^{\{\nu} P^{\rho\}}}{m_N^2} + \right. \\ &\quad \left. B_{T20}(q^2) \frac{\gamma^{[\mu} q^{\{\nu} P^{\rho\}}}{2m_N} + \tilde{B}_{T20}(q^2) \frac{\gamma^{[\mu} P^{\{\nu} q^{\rho\}}}{m_N} \right] u_N(p, s),\end{aligned}\quad (3)$$

where u_N are nucleon spinors. $q = p' - p$ is the momentum transfer, $P = (p' + p)/2$, and m_N is the nucleon mass. For zero momentum transfer, i.e. $p = p'$, we have:

$$\begin{aligned}\langle N(p, s') | \mathcal{O}_V^{\mu\nu} | N(p, s) \rangle &= \frac{1}{2} A_{20}(0) \langle \langle \gamma^{\{\mu} p^{\nu\}} \rangle \rangle, \\ \langle N(p, s') | \mathcal{O}_A^{\mu\nu} | N(p, s) \rangle &= \frac{i}{2} \tilde{A}_{20}(0) \langle \langle \gamma^{\{\mu} p^{\nu\}} \gamma^5 \rangle \rangle, \\ \langle N(p, s') | \mathcal{O}_T^{\mu\nu\rho} | N(p, s) \rangle &= \frac{i}{2} A_{T20}(0) \langle \langle \sigma^{[\mu\{\nu} p^{\rho\}} \rangle \rangle,\end{aligned}\quad (4)$$

where we use the shorthand notation $\langle\langle.\rangle\rangle$ to denote an enclosed quantity between nucleon spinors \bar{u}_N and u_N . The generalized form factors in the forward limit are related to the isovector momentum fraction, helicity and transversity moments via $\langle x \rangle_{u-d} = A_{20}(0)$, $\langle x \rangle_{\Delta u-\Delta d} = \tilde{A}_{20}(0)$, and $\langle x \rangle_{\delta u-\delta d} = A_{T20}(0)$.

III. METHODOLOGY

A. Gauge ensembles

We use three gauge ensembles with the parameters listed in Table I. Two ensembles are generated with two mass degenerate ($N_f=2$) up and down quarks with mass tuned to reproduce the physical pion mass [2] using two lattice volumes of $48^3 \times 96$ and $64^3 \times 128$ allowing to test for finite volume dependence. The third ensemble is generated on a lattice of $64^3 \times 128$ [3] with two degenerate light quarks and the strange and charm quarks in the sea ($N_f=2+1+1$) with masses tuned to reproduce respectively, the physical mass of the pion, kaon and

D_s -meson, keeping the ratio of charm to strange quark mass $m_c/m_s \simeq 11.8$ [4]. For the valence strange and charm quarks we use Osterwalder-Seiler fermions [5] with mass tuned to reproduce the mass of the Ω^- and the Λ_c^+ baryons [6], respectively. We will refer to these ensembles as physical point ensembles. The lattice spacing a is determined using the nucleon mass. The procedure employed to determine a is outlined in Ref. [7].

These ensembles use the twisted mass fermion discretization scheme [8, 9] and include a clover-term [10]. Twisted mass fermions (TMF) provide an attractive formulation for lattice QCD allowing for automatic $\mathcal{O}(a)$ improvement [9] of physical observables, an important property for evaluating the quantities considered here. The clover-term added to the TMF action allows for reduced $\mathcal{O}(a^2)$ breaking effects between the neutral and charged pions [2]. This leads to the stabilization of physical point simulations while retaining at the same time the particularly significant $\mathcal{O}(a)$ improvement that the TMF action features. For more details on the TMF formulation see Refs. [11–13] and for the simulation strategy Refs. [2, 3, 14, 15].

TABLE I: Simulation parameters for the $N_f=2+1+1$ [3] and $N_f=2$ [2] ensembles used in this work. When two errors are given, the first error is statistical and the second is systematic. The lattice spacing is determined using the nucleon mass, as explained in Ref. [6] for the cA2.09.48 ensemble and in Ref. [7] for the cB211.072.64 ensemble. For the $N_f=2$ ensembles, the systematic error in the lattice spacing is due to the fact that the pion mass is underestimated and an interpolation is carried out using one-loop chiral perturbation theory to interpolate the physical pion mass. More details can be found in Ref. [7]. The systematic error in the pion mass when expressed in physical units is due to the error in the lattice spacing. The volume given in the fifth column is in lattice units.

| ensemble | c_{SW} | β | N_f | Vol. | $m_\pi L$ | a [fm] | m_N/m_π | am_π | am_N | m_π [GeV] | L [fm] |
|--------------|----------|---------|-------|-------------------|-----------|--------------|-------------|------------|------------|---------------|----------|
| cB211.072.64 | 1.69 | 1.778 | 2+1+1 | $64^3 \times 128$ | 3.62 | 0.0801(4) | 6.74(3) | 0.05658(6) | 0.3813(19) | 0.1393(7) | 5.12(3) |
| cA2.09.64 | 1.57551 | 2.1 | 2 | $64^3 \times 128$ | 3.97 | 0.0938(3)(1) | 7.14(4) | 0.06193(7) | 0.4421(25) | 0.1303(4)(2) | 6.00(2) |
| cA2.09.48 | 1.57551 | 2.1 | 2 | $48^3 \times 96$ | 2.98 | 0.0938(3)(1) | 7.15(2) | 0.06208(2) | 0.4436(11) | 0.1306(4)(2) | 4.50(1) |

B. Correlation functions

Extraction of the nucleon matrix elements on the lattice proceeds with the evaluation of two- and three-point correlation functions. All expressions that follow are in Euclidean space. The three-point functions are given by

$$C^{\mu\nu}(\Gamma; \vec{q}, \vec{p}'; t_s, t_{\text{ins}}, t_0) = \sum_{\vec{x}_{\text{ins}}, \vec{x}_s} e^{i(\vec{x}_{\text{ins}} - \vec{x}_0) \cdot \vec{q}} e^{-i(\vec{x}_s - \vec{x}_0) \cdot \vec{p}'} \times \text{Tr} \left[\Gamma \langle J_N(t_s, \vec{x}_s) \mathcal{O}_{\mathcal{H}}^{\mu\nu}(t_{\text{ins}}, \vec{x}_{\text{ins}}) \bar{J}_N(t_0, \vec{x}_0) \rangle \right], \quad (5)$$

where $q = p' - p$ is the momentum transfer. We give the general expressions for the matrix elements and corresponding correlation functions using any operator insertion $\mathcal{O}_{\mathcal{H}}^{\mu\nu}$ with $\mu\nu$ arbitrary with the understanding that

for the tensor operator there is an additional index ρ . For the case of the moment of the tensor PDF, where we need a third index, we will explicitly include all indices. The initial coordinates x_0 are referred to as the *source* position, x_{ins} as the *insertion*, and x_s as the *sink*. Γ is a projector acting on spin indices, and we will use either the unpolarized $\Gamma_0 = \frac{1}{2}(1 + \gamma_0)$ or the three polarized $\Gamma_k = i\gamma_5 \gamma_k \Gamma_0$ combinations. For J_N , we use the standard nucleon interpolating operator:

$$J_N(\vec{x}, t) = \epsilon^{abc} u^a(x) [u^{\tau b}(x) \mathcal{C} \gamma_5 d^c(x)], \quad (6)$$

where u and d are up- and down-quark spinors and $\mathcal{C} = \gamma_0 \gamma_2$ is the charge conjugation matrix. Inserting a complete set of states in Eq. (5), one obtains a tower of hadron matrix elements with the quantum numbers of the nucleon multiplied by overlap terms and time depen-

dent exponentials. For large enough time separations, the excited state contributions are suppressed compared to the nucleon ground state and one can then extract the desired matrix element. Knowledge of two-point functions is required in order to cancel time dependent exponentials and overlaps. They are given by

$$C(\Gamma_0, \vec{p}; t_s, t_0) = \sum_{\vec{x}_s} e^{-i(\vec{x}_s - \vec{x}_0) \cdot \vec{p}} \times \text{Tr} [\Gamma_0 \langle J_N(t_s, \vec{x}_s) \bar{J}_N(t_0, \vec{x}_0) \rangle]. \quad (7)$$

In order to increase the overlap of the interpolating operator J_N with the proton state and thus decrease overlap with excited states we use Gaussian smeared quark fields via [16, 17]:

$$\psi_{\text{smear}}^a(t, \vec{x}) = \sum_{\vec{y}} F^{ab}(\vec{x}, \vec{y}; U(t)) \psi^b(t, \vec{y}), \quad (8)$$

$$F = (\mathbb{1} + \alpha H)^n,$$

$$H(\vec{x}, \vec{y}; U(t)) = \sum_{i=1}^3 [U_i(x) \delta_{x, y-\hat{i}} + U_i^\dagger(x-\hat{i}) \delta_{x, y+\hat{i}}], \quad (9)$$

with APE-smearing [18] applied to the gauge fields U_μ entering the Gaussian smearing hopping matrix H . For the APE smearing [18] we use 50 iteration steps and $\alpha_{\text{APE}}=0.5$. The Gaussian smearing parameters are tuned to yield approximately a root mean square radius for the nucleon of about 0.5 fm, which has been found to yield early convergence of the nucleon two-point functions to the nucleon mass. This can be achieved by a combination of the smearing parameters α and n . We use $\alpha=0.2, 0.2, \text{ and } 4.0$ and $n=125, 90, \text{ and } 50$ for ensembles cB211.072.64, cA2.09.64, and cA2.09.48, respectively.

C. Extraction of matrix element

In order to cancel time dependent exponentials and unknown overlaps of the interpolating fields with the physical state one constructs appropriate ratios of three- to two-point functions. We consider an optimized ratio constructed such that the two-point functions entering in the ratio utilize the shortest possible time separation to keep the statistical noise minimal as well as benefit from correlations. The ratio [19–21] used is given by

$$R^{\mu\nu}(\Gamma; \vec{p}', \vec{p}; t_s, t_{\text{ins}}) = \frac{C^{\mu\nu}(\Gamma; \vec{p}', \vec{p}; t_s, t_{\text{ins}})}{C(\Gamma_0; \vec{p}'; t_s)} \times \sqrt{\frac{C(\Gamma_0, \vec{p}; t_s - t_{\text{ins}}) C(\Gamma_0, \vec{p}'; t_{\text{ins}}) C(\Gamma_0, \vec{p}'; t_s)}{C(\Gamma_0, \vec{p}'; t_s - t_{\text{ins}}) C(\Gamma_0, \vec{p}; t_{\text{ins}}) C(\Gamma_0, \vec{p}; t_s)}}, \quad (10)$$

where from now on t_s and t_{ins} are taken to be relative to the source t_0 , i.e. we assume $t_0=0$ without loss of generality. In the limit of large time separations, $(t_s - t_{\text{ins}}) \gg a$ and $t_{\text{ins}} \gg a$, the lowest state dominates and the ratio becomes time independent

$$R^{\mu\nu}(\Gamma; \vec{p}', \vec{p}; t_s, t_{\text{ins}}) \xrightarrow[t_{\text{ins}} \gg a]{t_s - t_{\text{ins}} \gg a} \Pi^{\mu\nu}(\Gamma; \vec{p}', \vec{p}). \quad (11)$$

The generalized form factors are then extracted from linear combinations of $\Pi^{\mu\nu}(\Gamma; \vec{p}', \vec{p})$. In our approach, we use sequential inversions through the sink, fixing the sink momentum $\vec{p}'=0$, which implies that the source momentum is fixed via momentum conservation to $\vec{p}=-\vec{q}$. The general expressions relating $\Pi^{\mu\nu}(\Gamma; \vec{q})$ to the generalized form factors are provided in Appendix A. For the special case of zero momentum transfer $\vec{q}=0$, the expressions of Appendix A simplify to

$$\begin{aligned} \Pi_V^{00}(\Gamma_0) &= -\frac{3m_N}{4} \langle x \rangle_{u-d}, \\ \Pi_V^{kk}(\Gamma_0) &= -\frac{m_N}{4} \langle x \rangle_{u-d}, \\ \Pi_A^{j0}(\Gamma_k) &= -\frac{im_N}{2} \delta_{jk} \langle x \rangle_{\Delta u - \Delta d}, \\ \Pi_T^{\mu\nu\rho}(\Gamma_k) &= i\epsilon_{\mu\nu\rho k} \frac{m_N}{8} (2\delta_{0\rho} - \delta_{0\mu} - \delta_{0\nu}) \langle x \rangle_{\delta u - \delta d}, \end{aligned} \quad (12)$$

with $j, k=1, 2, 3$ and $\mu, \nu, \rho=0, 1, 2, 3$. All expressions are given in Euclidean space.

The GFFs, given in Appendix A, depend only on the momentum transfer squared ($Q^2=-q^2$), while $\Pi^{\mu\nu}(\Gamma; \vec{q})$ depends on \vec{q} . The system is therefore over-constrained, and thus for extracting the GFFs, we form the matrix \mathcal{G} defined by

$$\Pi^{\mu\nu}(\Gamma; \vec{q}) = \mathcal{G}^{\mu\nu}(\Gamma; \vec{q}) F(Q^2), \quad (13)$$

where \mathcal{G} is an array of kinematic coefficients given in the expressions in Appendix A and F is the vector of GFFs. For example for the vector operator $\mathcal{O}_V^{\mu\nu}$, $F^\top = (A_{20}, B_{20}, C_{20})$ and thus \mathcal{G} is an $N \times 3$ matrix where N is the number of elements contributing to a given value of Q^2 . To obtain F , we will use the Singular Value Decomposition (SVD) of \mathcal{G} , combined with three methods for the identification of excited states.

D. Treatment of excited states

Ensuring that the asymptotic behavior of Eq. (11) holds is a delicate process. This is because the statistical noise exponentially increases with increasing sink-source separation t_s . In our analysis, we use three methods to study the dependence of the three- and two-point correlation functions on t_s and $t_s - t_{\text{ins}}$. This allows us to study the effect of excited states and thus better identify the convergence to the desired nucleon matrix element. The methods employed are as follows:

Plateau method: In this method we use the ratio in Eq. (10) in search of a time-independent window (plateau) and extract a value by fitting to a constant. We then seek convergence of the extracted plateau value as we increase t_s that then produces the desired matrix element.

Two-state method: Within this method, we fit the two- and three-point functions keeping terms up to the first

excited state, namely we use

$$C(\vec{q}, t_s) = c_0(\vec{q})e^{-E_N(\vec{q})t_s} + c_1(\vec{q})e^{-E^*(\vec{q})t_s}, \quad (14)$$

$$\begin{aligned} C^{\mu\nu}(\Gamma; \vec{q}; t_s, t_{\text{ins}}) &= A_{00}^{\mu\nu}(\Gamma, \vec{q})e^{-m_N(t_s-t_{\text{ins}})-E_N(\vec{q})t_{\text{ins}}} \\ &+ A_{01}^{\mu\nu}(\Gamma, \vec{q})e^{-m_N(t_s-t_{\text{ins}})-E^*(\vec{q})t_{\text{ins}}} \\ &+ A_{10}^{\mu\nu}(\Gamma, \vec{q})e^{-m_N^*(t_s-t_{\text{ins}})-E_N(\vec{q})t_{\text{ins}}} \\ &+ A_{11}^{\mu\nu}(\Gamma, \vec{q})e^{-m_N^*(t_s-t_{\text{ins}})-E^*(\vec{q})t_{\text{ins}}}, \quad (15) \end{aligned}$$

where m_N (m_N^*) and $E_N(\vec{q})$ ($E^*(\vec{q})$) is the mass and energy of the ground (first excited) state with momentum \vec{q} , respectively. The ground state corresponds to a single particle, so its energy at finite momentum is given by the continuum dispersion relation, $E_N(\vec{q}) = \sqrt{\vec{q}^2 + m_N^2}$, where $\vec{q} = \frac{2\pi}{L}\vec{n}$ with \vec{n} a lattice vector with components $n_i \in (-\frac{L}{2a}, \frac{L}{2a}]$. We check that the continuum dispersion relation is satisfied for all Q^2 values considered in this work. The first excited state, on the other hand, is allowed to be a two-particle state, although we expect the overlap to be volume suppressed. We fit the two-point function at zero momentum and the two-point function with momentum \vec{q} yielding the fit parameters m_N , m_N^* , $E^*(\vec{q})$, $c_0(\vec{0})$, $c_1(\vec{0})$ and $c_0(\vec{q})$ and $c_1(\vec{q})$. The three-point function is then fitted for the four fit parameters A_{00} , A_{01} , A_{10} , and A_{11} . For extracting the moments in the case of zero momentum transfer, the two-point function fit reduces to four parameters and the three-point function fit to three. The errors of the fit parameters of the two-point functions are propagated by carrying out the fits within the resampling method used for each ensemble, i.e. within jackknife for the case of cB211.072.64 for which all results are obtained on the same configurations, and within a bootstrap for cA2.09.48 and cA2.09.64 (see Table II). The desired matrix element is then given by

$$\Pi^{\mu\nu}(\Gamma; \vec{q}) = \frac{A_{00}^{\mu\nu}(\Gamma, \vec{q})}{\sqrt{c_0(\vec{0})c_0(\vec{q})}}. \quad (16)$$

Summation method: Summing over t_{ins} in the ratio of Eq. (10) yields a geometric sum [22, 23] from which we obtain,

$$\begin{aligned} S^{\mu\nu}(\Gamma; \vec{q}; t_s) &= \sum_{t_{\text{ins}}=2a}^{t_s-2a} R^{\mu\nu}(\Gamma; \vec{q}; t_s, t_{\text{ins}}) = \\ &c + \Pi^{\mu\nu}(\Gamma; \vec{q}) \times t_s + \mathcal{O}(e^{-(m_N^*-m_N)t_s}) \quad (17) \end{aligned}$$

where the ground state contribution, $\Pi^{\mu\nu}(\Gamma; \vec{q})$, is extracted from the slope of a linear fit with respect to t_s . The advantage of the summation method is that, despite the fact that it still assumes a single state dominance, the excited states are suppressed exponentially with respect to t_s instead of $t_s - t_{\text{ins}}$ that enters in the plateau method. On the other hand, the errors tend to be larger.

For all three methods, we carry out correlated fits to the data, i.e. we compute the covariance matrix v_{ij} between jackknife or bootstrap samples and minimize

$$\chi_c^2 = [y_i - f(\vec{b}, \{t_s, t_{\text{ins}}\})]v_{ij}^{-1}[y_j - f(\vec{b}, \{t, t_{\text{ins}}\})], \quad (18)$$

where y_i are the lattice data, i.e. $R^{\mu\nu}(\Gamma; \vec{q}; t_s, t_{\text{ins}})$, $C^{\mu\nu}(\Gamma; \vec{q}; t_s, t_{\text{ins}})$, or $S^{\mu\nu}(\Gamma; \vec{q}; t_s)$ depending on whether we are using the plateau, two-state, or summation method respectively, $f(\vec{b}, \{t_s, t_{\text{ins}}\})$ is the fit function, which depends on the variables t_{ins} and/or t_s according to which of the three methods we use for the extraction of the matrix element and \vec{b} is a vector of the parameters being fitted for.

In the most straight forward approach, one minimizes χ_c^2 of Eq. (18) once for each combination of current indices μ, ν , the momentum vectors \vec{q} that contribute to the same Q^2 , and the projection matrix Γ to populate the elements of $\Pi^{\mu\nu}(\Gamma; \vec{q})$. Then, a second minimization is performed to minimize:

$$\chi^2 = \sum_{\mu, \nu, \vec{q} \in Q^2} \left[\frac{\mathcal{G}^{\mu\nu}(\Gamma, \vec{q})F(Q^2) - \Pi^{\mu\nu}(\Gamma; \vec{q})}{w^{\mu\nu}(\Gamma, \vec{q})} \right]^2, \quad (19)$$

where w is the statistical error of Π . Alternatively, the correlated generalization of Eq. (19) can be used, in which the covariance between bootstrap or jackknife samples of $\Pi^{\mu\nu}(\Gamma; \vec{q})$ are used. Minimizing χ^2 in Eq. (19) is equivalent to taking:

$$F = V^\dagger \Sigma^{-1} U^\dagger \tilde{\Pi} \quad (20)$$

where:

$$\begin{aligned} \tilde{\Pi}^{\mu\nu}(\Gamma, \vec{q}) &\equiv [w^{\mu\nu}(\Gamma, \vec{q})]^{-1} \Pi^{\mu\nu}(\Gamma, \vec{q}), \\ \tilde{\mathcal{G}}^{\mu\nu}(\Gamma, \vec{q}) &\equiv [w^{\mu\nu}(\Gamma, \vec{q})]^{-1} \mathcal{G}^{\mu\nu}(\Gamma, \vec{q}), \text{ and} \\ \tilde{\mathcal{G}} &= U \Sigma V. \quad (21) \end{aligned}$$

In the last line, we have used the SVD of $\tilde{\mathcal{G}}$ where U is a hermitian $N \times N$ matrix with N the number of combinations of μ, ν, Γ and components of \vec{q} that contribute and V a hermitian $M \times M$ matrix with M the number of GFFs, i.e. typically $M \ll N$. Σ is the pseudo-diagonal $N \times M$ matrix of the singular values of $\tilde{\mathcal{G}}$.

As pointed out in Ref. [24], a more economical approach arises if one combines the SVD with the fitting procedure. In the case of correlated fits this is also more robust since it avoids instabilities. We thus adopt it also here. From Eq. (13), we observe that the product $U^\dagger R$, with R the ratio of Eq. (10) (or C in Eq. (5) for the case of the two-state fit method and S in Eq. (17) for the case of the summation) is an N -length vector of which only the first M elements contribute to the GFFs. Rather than N fits to the individual components of $R^{\mu\nu}(\Gamma; \vec{q}; t_s, t_{\text{ins}})$ or $C^{\mu\nu}(\Gamma; \vec{q}; t_s, t_{\text{ins}})$ we can therefore perform M fits to the M first elements of the product $U^\dagger R$, $U^\dagger C$, or $U^\dagger S$. This ‘‘single step’’ approach, as it is referred to in Ref. [24], will be employed for the results that follow. We note that the single step approach produces exactly the same values and errors as analyzing the original system, i.e. using Eq. (18) to obtain $\Pi^{\mu\nu}(\vec{q}; \Gamma)$ in the first step and then Eq. (19) to obtain F in a second step.

E. Evaluation of correlators and statistics

For each of the three ensembles, we calculate three- and two-point functions from multiple randomly chosen source positions. The three-point functions are calculated for multiple sink-source separations to study the contribution of excited states. The statistics are listed in Table II.

TABLE II: Statistics used for evaluating the three- and two-point functions for the three ensembles. Columns from left to right are the sink-source time separation, the number of configurations analyzed, the number of source positions per configuration chosen randomly and the total number of measurements for each time separation. Rows with “All” in the first column refer to statistics of the two-point function, while the rest indicate statistics for three-point functions. For the entries indicated with an asterisk (*), three-point functions are only available with projector Γ_0 .

| t_s/a | N_{cnfs} | N_{sracs} | N_{meas} |
|---|-------------------|--------------------|-------------------|
| cB211.072.64: $N_f=2+1+1$, $64^3 \times 128$ | | | |
| Three-point correlators | | | |
| 8 | 750 | 1 | 750 |
| 10 | 750 | 2 | 1500 |
| 12 | 750 | 4 | 3000 |
| 14 | 750 | 6 | 4500 |
| 16 | 750 | 16 | 12000 |
| 18 | 750 | 48 | 36000 |
| 20 | 750 | 64 | 48000 |
| two-point correlators | | | |
| All | 750 | 264 | 198000 |
| cA2.09.64: $N_f=2$, $64^3 \times 128$ | | | |
| Three-point correlators | | | |
| 12 | 333 | 16 | 5328 |
| 14 | 515 | 16 | 8240 |
| 16 | 515 | 32 | 16480 |
| Two-point correlators | | | |
| All | 515 | 32 | 16480 |
| cA2.09.48: $N_f=2$, $48^3 \times 96$ | | | |
| Three-point correlators | | | |
| 10,12,14 | 578 | 16 | 9248 |
| 16* | 530 | 88 | 46640 |
| 18* | 725 | 88 | 63800 |
| Two-point correlators | | | |
| All | 2153 | 100 | 215300 |

Since we use sequential inversions through the sink, an additional inversion is required for each sink-source time separation t_s , and projector. As mentioned, the sink momentum, \vec{p}' is set to zero. We invert for all four projectors Γ_μ , $\mu = 0, 1, 2, 3$, unless otherwise indicated in Table II. For ensembles cB211.072.64 and cA2.09.48 increased statistics are available for two-point functions

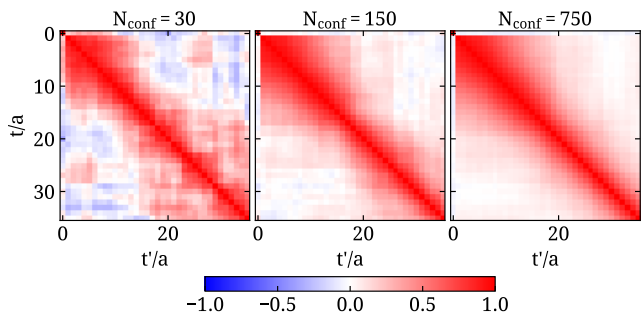


FIG. 1: Correlation matrix $\bar{v}_{tt'}$ as defined in Eq. (22) for the case of the two-point correlation function for the cB211.072.64 ensemble for the first 35 time-slices, i.e. $t, t' \in [0, 35]$. From left to right, we show $\bar{v}_{tt'}$ using $n_{\text{conf}}=30, 150$, and 750 configurations.

compared to three-point functions. This is because for these two ensembles we have also evaluated disconnected contributions, which require higher statistics. We use the full set of available two-point functions here to improve the accuracy of our two-state fits. The results for the disconnected contributions will appear in an upcoming publication.

For the efficient inversion of the twisted mass Dirac operator, we use an appropriately tuned multi-grid algorithm [25–27]. This is essential for reaching the $\mathcal{O}(10^6)$ inversions per ensemble listed in Table II.

It is worth noting that the use of χ_c^2 as defined in Eq. (18), which takes into account the covariance of our data in the fit, requires a relatively well conditioned covariance matrix, which in turn requires high statistics, such as those listed in Table II. Indicatively, in Fig. 1 we show for cB211.072.64 the correlation matrix of the two-point correlation function, defined as:

$$\bar{v}_{tt'} = \frac{v_{tt'}}{\sigma_t \sigma_{t'}} = \frac{\langle [C(t) - \langle C(t) \rangle][C(t') - \langle C(t') \rangle] \rangle}{\sqrt{\langle C^2(t) \rangle - \langle C(t) \rangle^2} \sqrt{\langle C^2(t') \rangle - \langle C(t') \rangle^2}} \quad (22)$$

where σ_t is the standard deviation of $C(t)$ and all expectation values are to be taken over configurations. Fig. 1 shows $\bar{v}_{tt'}$ in the range of time-slices used in our analysis, starting from 30 configurations and quintupling twice to reach the maximum of 750 configurations. As can be seen, for $N_{\text{conf}}=750$, we obtain a well defined covariance, with dominant diagonal and suppressed off-diagonal fluctuations, as compared to $N_{\text{conf}}=30$ and $N_{\text{conf}}=150$.

IV. RENORMALIZATION FUNCTIONS

The bare matrix elements of the operators defined in Eqs. (1) must be renormalized in order to obtain physical quantities. The renormalization functions (Z-factors) for the isovector operators considered here are multiplicative and are computed non-perturbatively. We obtain the Z-factors using five ensembles at different values of the pion

mass, so that the chiral limit can be taken. For a proper chiral extrapolation we compute the Z-factors for degenerate quark flavors. For the $N_f=2$ ensembles cA2.09.48 and cA2.09.64 we use the already generated gauge configurations while for the $N_f=2+1+1$ cB211.072.64 ensemble one needs to generate $N_f=4$ ensembles with the same β value. The parameters for the $N_f=4$ ensembles are given in Table III, while the results for cA2.09.48 and cA2.09.64 are extensively discussed in Ref. [28].

TABLE III: Parameters for $N_f=4$ ensembles needed for the renormalization of the cB211.072.64 ensemble ($N_f=2+1+1$).

| $\beta = 1.778, a = 0.08 \text{ fm}$ | | |
|--------------------------------------|----------|------------------|
| $a\mu$ | am_π | lattice size |
| 0.0060 | 0.14836 | $24^3 \times 48$ |
| 0.0075 | 0.17287 | $24^3 \times 48$ |
| 0.0088 | 0.18556 | $24^3 \times 48$ |
| 0.0100 | 0.19635 | $24^3 \times 48$ |
| 0.0115 | 0.21028 | $24^3 \times 48$ |

We present here a summary of the methodology employed and discuss the results for the renormalization functions. We employ the Rome-Southampton method (RI' scheme) [29] to compute them non-perturbatively and impose the conditions

$$Z_q = \frac{1}{12} \text{Tr} \left[(S^L(p))^{-1} S^{\text{Born}}(p) \right] \Big|_{p^2=\mu_0^2}, \quad (23)$$

$$Z_q^{-1} Z_{\mathcal{O}} \frac{1}{12} \text{Tr} \left[\Gamma^L(p) \Gamma^{\text{Born}-1}(p) \right] \Big|_{p^2=\mu_0^2} = 1. \quad (24)$$

The momentum p is set to the RI' renormalization scale, μ_0 , S^{Born} (Γ^{Born}) is the tree-level value of the fermion propagator (operator), and the trace is taken over spin and color indices. The momentum source method introduced in Ref. [30] and employed in Refs. [28, 31, 32] for twisted mass fermions is utilized. This method offers

high statistical accuracy using a small number of gauge configurations. In this work we use 10 configurations to achieve a per mil accuracy. To reduce discretization effects we use democratic momenta, namely we consider the same spatial components

$$(ap) \equiv 2\pi \left(\frac{2n_t+1}{2T}, \frac{n_x}{L}, \frac{n_x}{L}, \frac{n_x}{L} \right), \quad n_t \in [2, 10], n_x \in [2, 5], \quad (25)$$

where T (L) is the temporal (spatial) extent of the lattice, and we restrict the momenta up to $(ap)^2 \sim 7$. An important constraint for the chosen momenta is to suppress the non-Lorentz invariant contributions $\sum_i p_i^4 / (\sum_i p_i^2)^2 < 0.3$ [33]. This is based on empirical arguments, as the aforementioned ratio appears in $\mathcal{O}(a^2)$ terms in the perturbative expressions for the Greens functions, and is expected to have non-negligible contribution to higher orders in perturbation theory (see Refs. [28, 31, 32] for technical details). It is worth mentioning that we improve the non-perturbative estimates by subtracting finite lattice effects [28, 34]. The latter are computed to one-loop in perturbation theory and to all orders in the lattice spacing, $\mathcal{O}(g^2 a^\infty)$. These artifacts are present in the non-perturbative vertex functions of the fermion propagator and fermion operators under study.

To obtain the renormalization functions in the chiral limit we perform an extrapolation using a quadratic fit with respect to the pion mass of the ensemble, that is, $a^{\text{RI}'}(\mu_0) + b^{\text{RI}'}(\mu_0) \cdot m_\pi^2$, where $a^{\text{RI}'}$ and $b^{\text{RI}'}$ depend on the scheme and the scale. As demonstrated in our earlier work on the renormalization functions, there is a negligible dependence on the pion mass [57], which is confirmed by the results on the $N_f=4$ ensembles of Table III. Allowing $b \neq 0$ and performing a linear extrapolation with respect to m_π^2 the data yield a slope that is compatible with zero within the small uncertainties. Selected data for all operators are shown in Table IV on each ensemble of Table III, at a scale $(a\mu_0)^2=2$. As can be seen, the pion mass dependence is negligible and within the statistical uncertainties.

TABLE IV: Pion mass dependence of the renormalization functions in the RI' scheme at $(a\mu_0)^2=2$, for the $N_f=4$ $\beta=1.778$ ensembles. The first column is the pion mass (in lattice units) for the ensemble. The number in the parenthesis is the statistical error.

| am_π | $Z_V^{\mu=\nu}$ | $Z_V^{\mu \neq \nu}$ | $Z_A^{\mu=\nu}$ | $Z_A^{\mu \neq \nu}$ | $Z_T^{\mu \neq \nu = \rho}$ | $Z_T^{\mu \neq \nu \neq \rho \neq \mu}$ | $Z_T^{\mu=\nu \neq \rho}$ |
|----------|-----------------|----------------------|-----------------|----------------------|-----------------------------|---|---------------------------|
| 0.14836 | 1.1675(3) | 1.1835(4) | 1.1921(4) | 1.1814(4) | 1.1863(4) | 1.2058(5) | 1.1527(3) |
| 0.17287 | 1.1672(2) | 1.1830(2) | 1.1917(2) | 1.1808(2) | 1.1860(3) | 1.2055(2) | 1.1527(2) |
| 0.18556 | 1.1673(2) | 1.1831(2) | 1.1918(2) | 1.1808(2) | 1.1860(2) | 1.2054(3) | 1.1528(2) |
| 0.19635 | 1.1676(3) | 1.1836(3) | 1.1922(3) | 1.1815(3) | 1.1866(2) | 1.2061(3) | 1.1530(1) |
| 0.21028 | 1.1678(3) | 1.1839(4) | 1.1927(3) | 1.1816(4) | 1.1869(4) | 1.2064(4) | 1.1534(3) |

In order to compare lattice values to experimental results one must convert to the same renormalization scheme and use the same reference scale $\bar{\mu}$. We employ the commonly used $\overline{\text{MS}}$ -scheme at $\bar{\mu}=2$ GeV. The conversion from RI' to $\overline{\text{MS}}$ scheme uses the intermediate Renormalization Group Invariant (RGI) scheme, which is scale independent. Therefore, one may use this property to relate the renormalization functions between two schemes, and in this case the RI' and $\overline{\text{MS}}$:

$$\begin{aligned} Z_{\mathcal{O}}^{\text{RGI}} &= Z_{\mathcal{O}}^{\text{RI}'}(\mu_0) \Delta Z_{\mathcal{O}}^{\text{RI}'}(\mu_0) \\ &= Z_{\mathcal{O}}^{\overline{\text{MS}}}(2 \text{ GeV}) \Delta Z_{\mathcal{O}}^{\overline{\text{MS}}}(2 \text{ GeV}). \end{aligned} \quad (26)$$

The conversion factor can be extracted from the above relation

$$C_{\mathcal{O}}^{\text{RI}',\overline{\text{MS}}}(\mu_0, 2 \text{ GeV}) \equiv \frac{Z_{\mathcal{O}}^{\overline{\text{MS}}}(2 \text{ GeV})}{Z_{\mathcal{O}}^{\text{RI}'}(\mu_0)} = \frac{\Delta Z_{\mathcal{O}}^{\text{RI}'}(\mu_0)}{\Delta Z_{\mathcal{O}}^{\overline{\text{MS}}}(2 \text{ GeV})}. \quad (27)$$

The quantity $\Delta Z_{\mathcal{O}}^S(\mu_0)$ is expressed in terms of the β -function and the anomalous dimension $\gamma_{\mathcal{O}}^S \equiv \gamma^S$ of the operator

$$\begin{aligned} \Delta Z_{\mathcal{O}}^S(\mu) &= \left(2\beta_0 \frac{g^S(\mu)^2}{16\pi^2} \right)^{-\frac{\gamma_0}{2\beta_0}} \times \\ &\exp \left\{ \int_0^{g^S(\mu)} dg' \left(\frac{\gamma^S(g')}{\beta^S(g')} + \frac{\gamma_0}{\beta_0 g'} \right) \right\}. \end{aligned} \quad (28)$$

The expressions for the one-derivative operators are known to three-loops in perturbation theory and can be found in Ref. [28] (and references therein).

In Fig. 2 we compare the renormalization functions in the RI' and $\overline{\text{MS}}$ schemes as a function of the RI' renormalization scale, μ_0 . For simplicity, we present the data for the renormalization functions needed to renormalize $\langle x \rangle_q$, $\langle x \rangle_{\Delta q}$ and $\langle x \rangle_{\delta q}$. The corresponding renormalization functions are $Z_{\text{vD1}} \equiv Z_V^{\mu=\nu}$, $Z_{\text{aD2}} \equiv Z_A^{\mu \neq \nu}$, $Z_{\text{tD2}} \equiv Z_T^{\mu \neq \nu \neq \rho \neq \mu}$. Note that the values in $\overline{\text{MS}}$ have been evolved to 2 GeV, and from the plot we can see that the purely non-perturbative data (black points) exhibit a residual dependence on μ_0 (the scale they were evolved from, using the appropriate expressions of Eq. (27)). This dependence is removed via two procedures:

1. the subtraction of finite- a effects to $\mathcal{O}(g^2 a^\infty)$,
2. extrapolation of $(a\mu_0)^2$ to zero, using the Ansatz

$$Z_{\mathcal{O}}(ap) = Z_{\mathcal{O}}^{(0)} + Z_{\mathcal{O}}^{(1)} \cdot (a\mu_0)^2. \quad (29)$$

$Z_{\mathcal{O}}^{(0)}$ corresponds to our final value of the renormalization functions for operator \mathcal{O} (filled magenta diamonds at $(a\mu_0)^2=0$), and in the above fit we consider momenta

$(a\mu_0)^2 \geq 2$ for which perturbation theory is trustworthy and lattice artifacts are still under control.

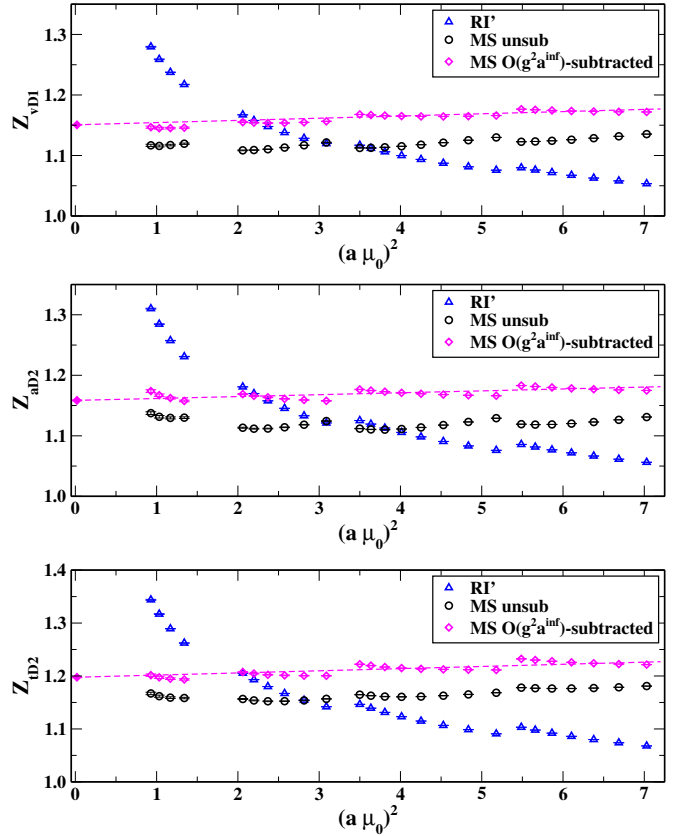


FIG. 2: Chirally extrapolated results for $Z_{\text{vD1}} \equiv Z_V^{\mu=\nu}$ (upper plot), $Z_{\text{aD2}} \equiv Z_A^{\mu \neq \nu}$ (center plot), $Z_{\text{tD2}} \equiv Z_T^{\mu \neq \nu \neq \rho \neq \mu}$ (lower plot), which are needed for $\langle x \rangle_q$, $\langle x \rangle_{\Delta q}$ and $\langle x \rangle_{\delta q}$, respectively. The data for the RI' scheme are shown with blue triangles, the purely non-perturbative data for the $\overline{\text{MS}}$ scheme are shown with black circles, and the improved $\overline{\text{MS}}$ estimates with magenta diamonds. The data are plotted as a function of the initial renormalization scale $(a\mu_0)^2$. The dashed lines correspond to the fit of Eq. (29), and a filled magenta diamond represent the final estimate $Z_{\mathcal{O}}^{(0)}$.

In Table V we report our chirally extrapolated values for the renormalization functions used in this work. The statistical and systematic uncertainties are given in the first and second parenthesis, respectively. The source of systematic error is related to the $(a\mu_0)^2 \rightarrow 0$ extrapolation and it is obtained by varying the lower and higher fit ranges between $a\mu_0 = 2$ and 7 and taking the largest deviation as the systematic error. The values given in Table V are determined using the fit interval $(a\mu_0)^2 \in [2-7]$.

TABLE V: Renormalization functions for the operators used in our GFF calculation in the $\overline{\text{MS}}$ scheme at an energy scale of 2 GeV. The first row for the $N_f=2+1+1$ ensemble with $\beta=1.778$, and the second row for the two $N_f=2$ ensembles with $\beta=2.1$. The number in the first parenthesis is the statistical error, while the number in the second parenthesis corresponds to the systematic error obtained by varying the fit range in the $(a\mu_0)^2 \rightarrow 0$ extrapolation.

| Ensemble | $Z_V^{\mu=\nu}$ | $Z_V^{\mu\neq\nu}$ | $Z_A^{\mu=\nu}$ | $Z_A^{\mu\neq\nu}$ | $Z_T^{\mu\neq\nu=\rho}$ | $Z_T^{\mu\neq\nu\neq\rho\neq\mu}$ | $Z_T^{\mu=\nu\neq\rho}$ |
|----------------|-----------------|--------------------|-----------------|--------------------|-------------------------|-----------------------------------|-------------------------|
| cB211.072.64 | 1.151(1)(4) | 1.160(1)(3) | 1.172(1)(4) | 1.159(1)(2) | 1.182(1)(2) | 1.198(1)(5) | 1.154(1)(9) |
| cA2.09.{48,64} | 1.125(3)(2) | 1.140(2)(1) | 1.149(1)(1) | 1.136(2)(20) | 1.138(16)(1) | 1.147(12)(5) | |

TABLE VI: Values of the excited state mass m_N^* , in GeV, as extracted from the two-state fits to the two-point functions of the three ensembles analyzed in this work.

| cB211.072.64 | cA2.09.48 | cA2.09.64 |
|--------------|-----------|-----------|
| 1.432(67) | 1.501(95) | 1.42(10) |

V. RESULTS

A. Zero momentum transfer

We begin by presenting our results for zero momentum transfer, which yield the isovector moments of PDFs, i.e. the momentum fraction $\langle x \rangle_{u-d}$, the helicity $\langle x \rangle_{\Delta u-\Delta d}$, and the transversity $\langle x \rangle_{\delta u-\delta d}$. In Fig. 3 we show a summary of the analyses carried out, as described in Section III D, for the case of ensemble cB211.072.64.

In the first column of Fig. 3, we plot the ratios of Eq. (10) for the three moments. At zero momentum transfer, the data for each sink-source separation are symmetric around the mid-point $t_{\text{ins}} = t_s/2$, therefore we construct the symmetric ratio:

$$\frac{1}{2}[R^{\mu\nu}(\Gamma; \vec{0}; t_s, t_{\text{ins}}) + R^{\mu\nu}(\Gamma; \vec{0}; t_s, t_s - t_{\text{ins}})], \quad (30)$$

which is what is shown in the first column of Fig. 3. In the central column, we plot the values obtained from plateau fits to the ratio as a function of the sink-source separation t_s . We show the plateaus obtained taking the insertion fit-range: $t_{\text{ins}} \in [\tau_{\text{plat}}, t_s - \tau_{\text{plat}}]$ choosing τ_{plat} such that when it is increased, the values obtained for the plateau fit do not change for each t_s . We find $\tau_{\text{plat}} = 7a$ satisfies this criterion, and for the separations for which $t_s < 14a$ we plot the value of the ratio at the midpoint, i.e. for $t_{\text{ins}} = t_s/2$, in the central column of Fig. 3.

As explained for the two-state fit we first fit the two-point function at zero momentum. The values we extract for m_N and m_N^* remain unchanged within errors if we include a second excited state. We find a value for m_N^* that is consistent with the Roper mass, as shown in Table VI.

The results obtained using the summation and two-state fit methods are shown in the right column of Fig. 3, as a function of the smallest sink-source separation used

in the fit t_s^{low} . For the two-state fit method, we choose the fit-range for the two-point function by requiring the ground state mass extracted with the two-exponential ansatz of Eq. (14) to agree with that obtained from a constant fit to the effective mass, within half the error of the latter. This analysis yields $t_s \in [8a, 35a]$ in the case of the cB211.072.64 ensemble and this is used throughout. Furthermore, we find that taking $t_{\text{ins}} \in [\tau, t_s - \tau]$ for $\tau \geq 3a$ in the two-state fit yields consistent results, and thus we fix $\tau=3a$.

From the right column of Fig. 3, we see that in general the two-state fit results are stable for all t_s^{low} values, with the summation method converging as t_s^{low} is increased. The bands in the left column of Fig. 3 show the ratio of Eq. (10) when using the parameters of the two-state fit to reproduce the two- and three-point functions, namely Eqs. (14) and (15). We see that in all cases, the predicted bands reproduce the data well.

The band in the central column of Fig. 3 is not a fit to the data; it is drawn using the parameters obtained from the two-state fit as a function of continuous values for t_s and taking $t_{\text{ins}} = t_s/2$. The left and central columns show that the data are reproduced well with the two-state fit ansatz. Furthermore, the band drawn in the central column reveals that sink-source separations beyond ≈ 2 fm are required to obtain plateaus that would sufficiently suppress the first excited state and therefore yield agreement between the plateau and two-state fit methods. Such a separation would not be feasible with currently available computational resources. Indeed, between our smallest and largest separations of 0.64 fm and 1.6 fm respectively, we increase statistics by $64\times$ (see Table II) while errors increase by $\sim 2.5\times$, indicating that to obtain at ~ 2 fm the same error as that obtained at 1.6 fm we would require $\mathcal{O}(100)$ more statistics. We will therefore quote the result of the two-state fit method as our final result, shown by the horizontal band spanning all columns in Fig. 3.

To choose the t_s^{low} of the two-state fit for quoting our final result, we will demand that this agrees with the converged value of the summation method. For $\langle x \rangle_{u-d}$ and $\langle x \rangle_{\Delta u-\Delta d}$, the two-state fit result with $t_s^{\text{low}}=8a$ agrees with the result of the summation method for $t_s^{\text{low}} > 1$ fm. We therefore take the two-state fit result with $t_s^{\text{low}}=8a$ as our final value for the momentum fraction and the

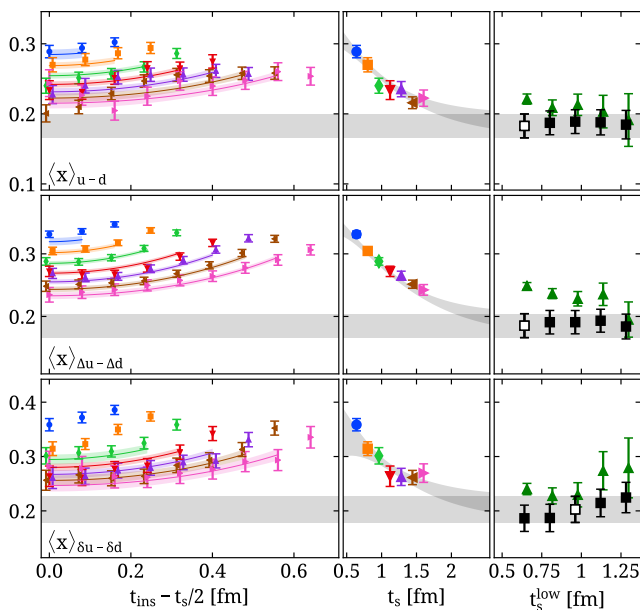


FIG. 3: Results for the cB211.072.64 ensemble, for the isovector momentum fraction $\langle x \rangle_{u-d}$ (top row), the helicity moment $\langle x \rangle_{\Delta u - \Delta d}$ (middle row), and the transversity $\langle x \rangle_{\delta u - \delta d}$ (bottom row) as a functions of sink-source separation t_s or t_s^{low} in physical units. In the left column, we show the ratio of Eq. (10) for sink-source separation $t_s = 8a$ (blue circles), $t_s = 10a$ (orange squares), $t_s = 12a$ (green diamonds), $t_s = 14a$ (red downwards pointing triangles), $t_s = 16a$ (purple upwards pointing triangles), $t_s = 18a$ (brown left pointing triangles), and $t_s = 20a$ (magenta right pointing triangles), plotted against the insertion time shifted by $t_s/2$ so that the midpoints coincide. Data are additionally slightly shifted horizontally to ease legibility of overlapping points. The curves and corresponding bands are the result of the two-state fit. In the middle column, we show the result of the plateau fit for each sink-source separation, using the symbol notation of the left column. The band is obtained from the two-state fit parameters, as explained in the text. The right column shows the result of the summation method (green triangles) and the two-state fit method (black squares) as a function of the lower value t_s^{low} included on the fit. The open black square shows the selected value and the horizontal band spanning all three columns is the associated error band.

helicity. For the tensor charge $\langle x \rangle_{\delta u - \delta d}$, as can be seen, we need to increase t_s^{low} further to achieve agreement with the summation method. We therefore take the value when fitting from $t_s^{\text{low}} = 12a$ as our final result.

The same analysis is carried out for the ensembles cA2.09.48 and cA2.09.64, shown in Figs. 4 and 5, respectively. The analysis of the cB211.072.64, for which we use seven values of t_s with increased statistics, has clearly revealed that excited state effects die out slowly and that one needs to go to larger values of t_s [35] keeping statistical errors small to see clear convergence as also demonstrated in Ref. [36]. With this hindsight, we reanalyze the $N_f=2$ ensembles. For determining the fit-ranges of the two-point function we use the same criteria as for the

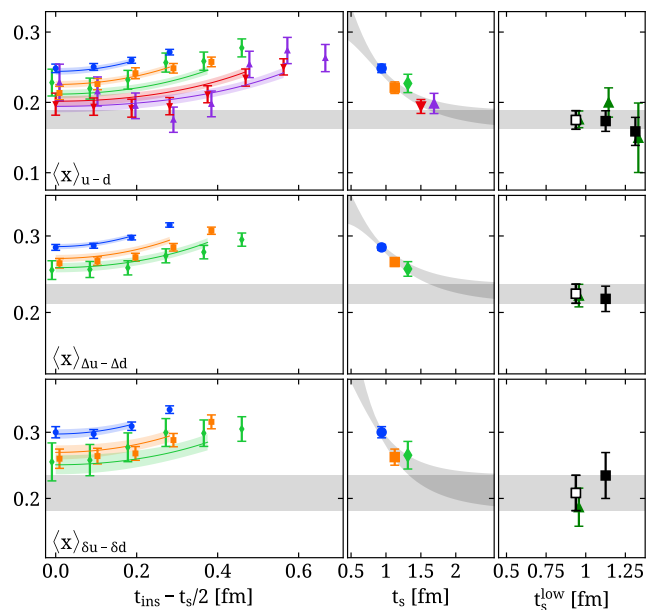


FIG. 4: Results for the cA2.09.48 ensemble. In the left column, we show the ratio of Eq. (10) for sink-source separation $t_s = 10a$ (blue circles), $12a$ (orange squares), $t_s = 14a$ (green diamonds), $t_s = 16a$ (red downwards pointing triangles), and $t_s = 18a$ (purple upwards pointing triangles). The rest of the notation is as in Fig. 3.

cB211.072.64 ensemble. We find that $t_s \in [6a, 24a]$ for the cA2.09.48 and $t_s \in [5a, 24a]$ for the cA2.09.64 ensemble satisfy the agreement between the values extracted from one-state (plateau) and two-state fits. While for the cB211.072.64 and cA2.09.48 ensembles we have increased statistics for the two-point functions used in the two-state fit method, for cA2.09.64 we are limited to the same statistics for two-point functions as those for the three-point function. The reason is that for the latter ensemble we did not compute disconnected contributions. This also explains why the lower fit-range for cA2.09.64 is smaller as compared to cA2.09.48 since the two-point correlator has lower precision. In the case of the three-point function, for both these ensembles, in general only three sink-source separations are available, which allow for only a single point for the summation method and two points for the two-state fit method. The unpolarized projector for the case of the cA2.09.48 ensemble is the only exception, namely for this case we obtain $\langle x \rangle_{u-d}$, for two additional separations.

From Figs. 4 and 5 we observe a curvature in the ratio data similar to that of the cB211.072.64 ensemble. For the plateau fits shown in the central columns, we use $\tau_{\text{plat}} = 5a$ for both ensembles, determined using the same criterion as for cB211.072.64. Comparing two-state fit and summation methods, we note that at the smallest t_s^{low} available for these two ensembles, which is around ~ 1 fm, we see agreement between two-state and summation methods. For all three ensembles, therefore, the

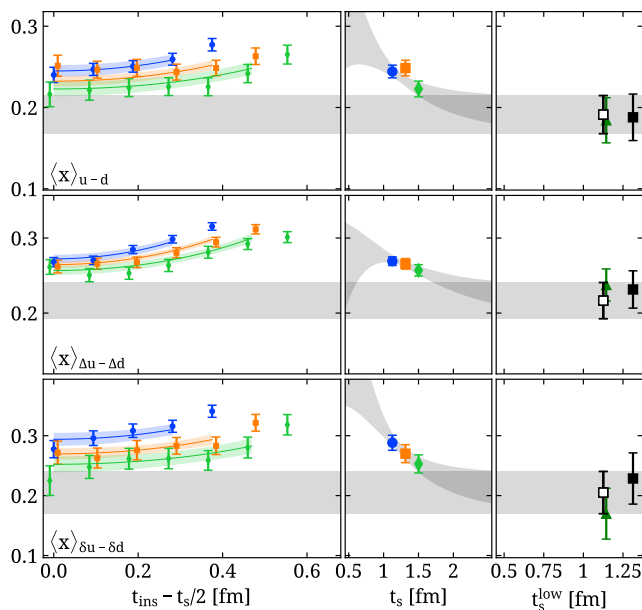


FIG. 5: Results for the cA2.09.64 ensemble. In the left column, we show the ratio of Eq. (10) for sink-source separation $t_s = 12a$ (blue circles), $t_s = 14a$ (orange squares), and $t_s = 16a$ (green diamonds). The rest of the notation is as in Fig. 3.

TABLE VII: Results for the three isovector moments from the three ensembles analyzed in this work. The result is obtained from the two-state fit as explained in the text.

| Ensemble | $\langle x \rangle_{u-d}$ | $\langle x \rangle_{\Delta u - \Delta d}$ | $\langle x \rangle_{\delta u - \delta d}$ |
|--------------|---------------------------|---|---|
| cB211.072.64 | 0.183(17) | 0.185(19) | 0.203(24) |
| cA2.09.48 | 0.175(13) | 0.224(13) | 0.208(27) |
| cA2.09.64 | 0.191(23) | 0.217(24) | 0.205(35) |

summation method at around $t_s^{\text{low}} \simeq 1$ fm converges to the two-state fit result within errors. We take the two-state fit result as our final value for these two ensembles. Our final results for the three moments are given in Table VII.

Comparing the three moments between the three ensembles, we see in general that these agree within our statistical errors, an exception being $\langle x \rangle_{\Delta u - \Delta d}$ for cB211.072.64 and cA2.09.48, where agreement is within 1.4σ of the former.

Comparing the results obtained using ensembles cA2.09.48 and cA2.09.64, which differ only in their volume, with $m_\pi L = 2.98$ to 3.97 , respectively reveals no finite volume effects within our statistical errors for all three moments. The cB211.072.64 ensemble has $m_\pi L = 3.62$ (see Table I), which is between the two volumes of cA2.09.48 and cA2.09.64 and thus we also expect that volume effects are also within the statistical errors for this ensemble as well. cB211.072.64 has a smaller lattice spacing and includes the strange and charm quarks

in the sea. We find that the moments obtained using ensemble cB211.072.64 and the two $N_f=2$ ensembles are in agreement. This suggests that unquenching effects and cutoff effects for these quantities, at least within the range of these two lattice spacings, are also smaller than our statistical uncertainties.

B. Finite momentum transfer

The same analysis carried out for the moments is also performed for each value of the momentum transfer squared to obtain the GFFs. This analysis is summarized in Fig. 6 for four representative values of the spatial components of the momentum transfer squared \vec{q}^2 . We show the results using the cB211.072.64 ensemble for which we have more time separations, comparing the results obtained from the plateau method to those obtained using the two-state fit and summation methods. As in the case of the moments, we observe non-negligible excited state effects in the ratios as we increase t_s . The two-state fit results are stable as we increase t_s^{low} and the summation method converges to the two-state fit value for $t_s^{\text{low}} \simeq 1$ fm. We therefore use the two-state fit to extract our final values for the GFFs for all Q^2 using the same fit parameters as for the moments.

The same procedure is followed for cA2.09.48 and cA2.09.64 shown in Figs. 7 and 8 respectively, in which we show the dominant vector and axial GFFs, namely A_{20} and \tilde{A}_{20} . We show four representative momentum transfer values for the two ensembles, chosen such that they are approximately equal in physical units. Note that for extracting the vector GFFs we require all four projectors (see Appendix A), which means that for cA2.09.48 we are restricted to three sink-source separations for $Q^2 > 0$.

From Figs. 7 and 8, we see that summation and two-state fit methods yield consistent results for the Q^2 values shown. This is confirmed for all Q^2 values, and for the sub-dominant vector and axial GFFs, namely B_{20} , \tilde{B}_{20} and C_{20} .

The availability of the two ensembles cA2.09.48 and cA2.09.64 that differ only in their volumes allows us to assess finite volume effects. A comparison between the results obtained using these two ensembles is shown in Fig. 9, for all five GFFs using our final values extracted from two-state fits. As in the case of the moments shown in Table VII, comparing these two ensembles reveals no finite volume effects within the achieved statistical precision. The small discrepancies seen for A_{20} at some values of the momentum are well within the allowed statistical fluctuations. We stress that these results are extracted taking into account correlations. Were we to ignore the correlations among different t_s the errors increase and no disagreement is observed.

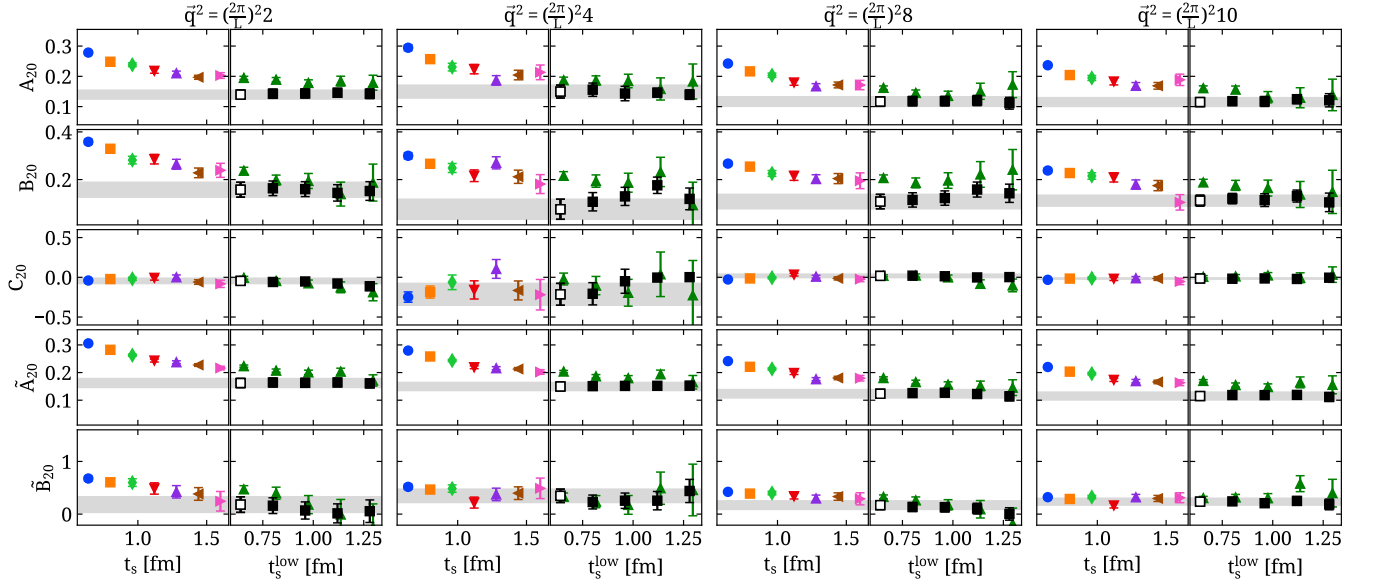


FIG. 6: Results for the vector and axial GFFs for the cB211.072.64 ensemble as a function of t_s or t_s^{low} in physical units for four representative Q^2 values. The first three rows show results for the three vector GFFs, namely A_{20} , B_{20} , and C_{20} , and the last two rows for the two axial GFFs \hat{A}_{20} and \hat{B}_{20} . Each pair of columns is for a different increasing value of \bar{q}^2 , from left to right. Within each column pair, the left plot shows the result of the plateau for each sink-source separation and the right plot shows the results from the two-state fits and summation methods as a function of t_s^{low} , using the same notation of Fig. 3.

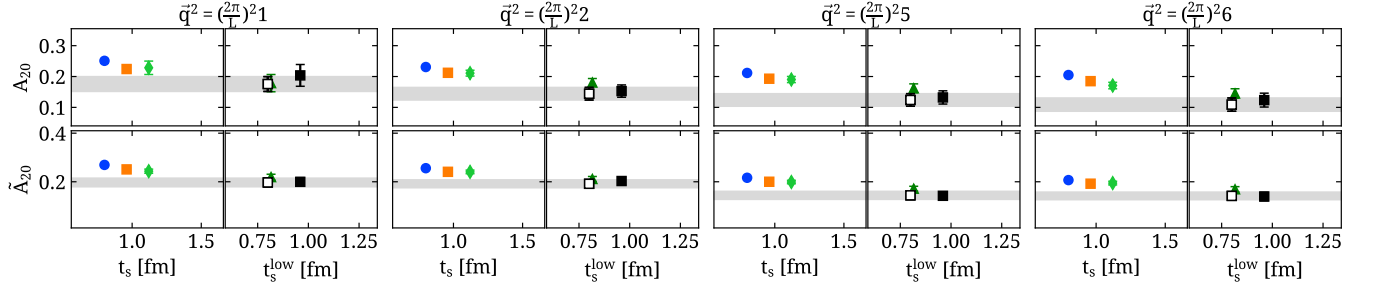


FIG. 7: Results for the dominant vector (first row) and axial (second row) GFFs for the cA2.09.48 ensemble as a function of t_s or t_s^{low} in physical units for four representative Q^2 values. The notation is the same as in Fig. 6.

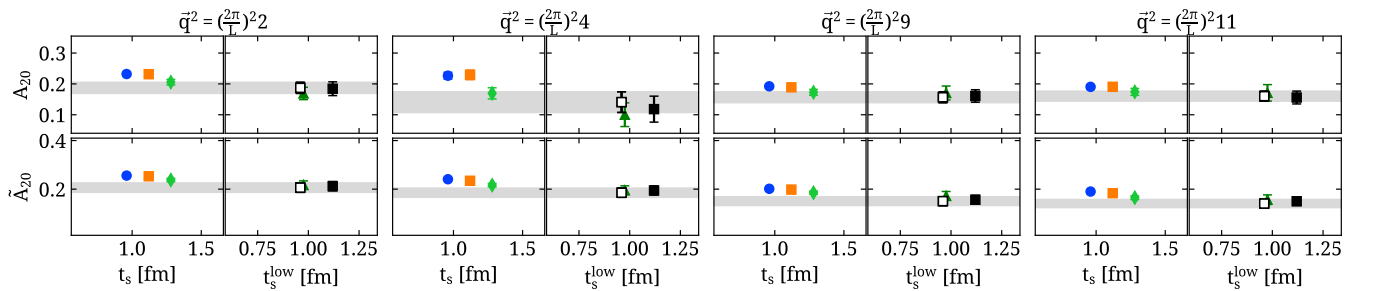


FIG. 8: Results for the dominant vector (first row) and axial (second row) GFFs for the cA2.09.64 ensemble as a function of t_s or t_s^{low} in physical units for four representative Q^2 values. The Q^2 values approximately match those of Fig. 7 in physical units. The rest of the notation is the same as in Fig. 6.

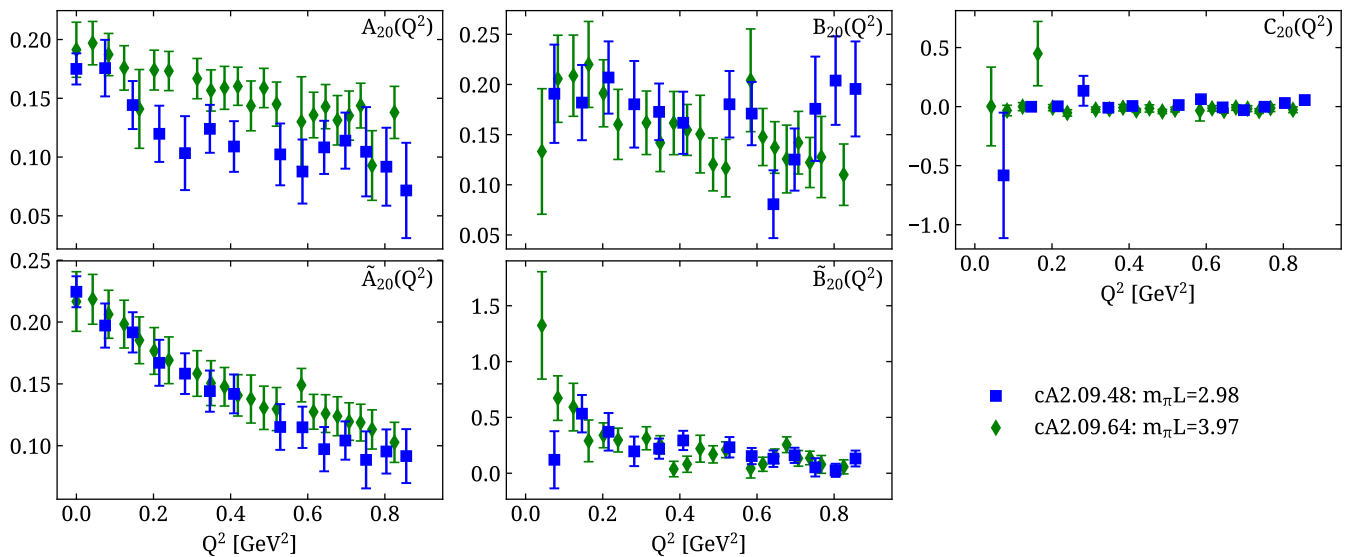


FIG. 9: Comparison of the vector (top row) and axial (bottom row) GFFs between the two ensembles cA2.09.64 (green diamonds) and cA2.09.48 (blue squares) which differ only in the volume, namely with $m_\pi L=3.97$ and 2.98 respectively. We show results obtained using two-state fits.

In Fig. 10 we show the five GFFs for the cB211.072.64 ensemble obtained from the two-state fit method. We note that C_{20} is found to be consistently zero for all Q^2 , in agreement with previous lattice results for this quantity [19, 24].

For the A_{20} , B_{20} , \tilde{A}_{20} and \tilde{B}_{20} with non-zero signal, we perform fits to the form

$$G(Q^2) = \frac{G(0)}{(1 + Q^2/M^2)^n}, \quad (31)$$

allowing M and $G(0)$ to vary. We examine the dipole form obtained by setting $n = 2$. Such an Ansatz is supported by model considerations as e.g. in the quark-soliton model in the large N_C -limit for $Q^2 < 1$ [37]. This Ansatz fits the data well for all values of Q^2 as verified by the values of the χ^2 per degree of freedom (d.o.f) given in Table VIII where we also include the fitted parameters. In Fig. 10 we show the resulting fit to the data. For the case of the GFFs B_{20} and \tilde{B}_{20} we also consider the tripole form by setting $n = 3$ in Eq. (31). Such a form has been shown to satisfy certain constraints in the energy and pressure distributions inside the nucleon [38]. The resulting tripole fit is fully consistent with the dipole yielding similar values for $B_{20}(0)$ and $\tilde{B}_{20}(0)$ as the dipole form. The values extracted are given Table VIII, where the systematic error in the fitted parameters is determined by performing the fit restricting to momentum transfer $Q^2 \leq 0.5$ GeV². The values of A_{20} and \tilde{A}_{20} determined from the fits are in agreement with the values extracted directly from the matrix element at $Q^2 = 0$.

TABLE VIII: The parameters extracted from fitting A_{20} , B_{20} , \tilde{A}_{20} and \tilde{B}_{20} to the dipole ($n = 2$ in Eq. (31)) and B_{20} and \tilde{B}_{20} to the tripole form ($n = 3$ in Eq. (31)) for Q^2 in the range $Q^2 \in [0, 1]$ GeV². The second parenthesis gives the systematic error obtained by the difference in the central values of the fitted parameters when using the range $Q^2 \in [0, 0.5]$ GeV². We also give the $\chi^2/\text{d.o.f}$ corresponding to the fits using $Q^2 \in [0, 1]$ GeV², and the one using $Q^2 \in [0, 0.5]$ GeV² in square brackets.

| | $G(0)$ | M [GeV] | $\chi^2/\text{d.o.f}$ |
|------------------|---------------|----------------|-----------------------|
| Dipole | | | |
| A_{20} | 0.149(15)(20) | 2.40(68)(1.03) | 1.00[0.48] |
| B_{20} | 0.151(43)(7) | 1.79(64)(14) | 0.61[0.50] |
| \tilde{A}_{20} | 0.186(14)(1) | 1.33(14)(2) | 0.22[0.09] |
| \tilde{B}_{20} | 0.36(19)(6) | 1.00(39)(14) | 0.84[0.70] |
| Tripole | | | |
| B_{20} | 0.150(42)(8) | 2.26(77)(21) | 0.62[0.50] |
| \tilde{B}_{20} | 0.35(17)(5) | 1.33(46)(19) | 0.84[0.71] |

C. Comparison of results with other studies

We compare our results with phenomenology as well as other lattice studies with physical or near-physical pion masses.

The isovector momentum fraction $\langle x \rangle_{u-d}$ has been extensively calculated in lattice QCD at pion masses larger than its physical value, and a review of results can be found in Ref. [39]. At near physical pion mass, there

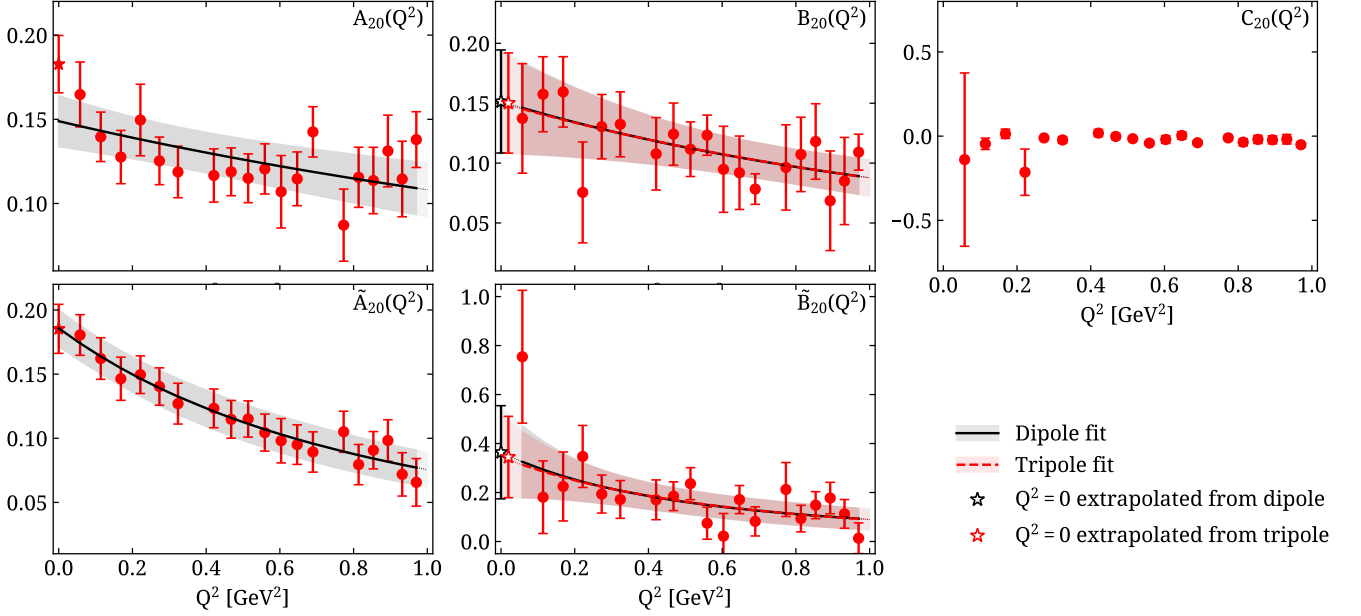


FIG. 10: Results for the vector (top row) and axial (bottom row) GFFs for ensemble cB211.072.64 obtained using the two-state fit method. The gray (red) bands show fits to a dipole (tripole) form in the fit-range spanned by the solid black (dashed red) curve. For B_{20} and \tilde{B}_{20} we also show the value at $Q^2=0$ extracted from the dipole (tripole) fit (open black (red) stars).

are results from two collaborations: RQCD, using $N_f=2$ clover improved Wilson fermions [24] and LHPC [40] using $N_f=2+1$ HEX-smearred clover improved fermions. RQCD analyzed 11 ensembles among which one that has near-physical pion mass of 150 MeV, a lattice volume of $64^3 \times 64$ and $a = 0.071$ fm. The authors analyzed three sink-source time-separations for this ensemble within $t_s \in [0.6, 1.1]$ fm, and conclude that suppressing the excited states would require additional separations that agrees with our findings. They, therefore, restrict themselves to showing results using a single separation at $15a \simeq 1.1$ fm, which is too small to control excited states. Their value of 0.213(11)(04) is compatible with the one we find at the similar sink-source time separation of 1.12 fm, namely 0.232(11), that clearly overestimates the momentum fraction extracted from larger values of t_s and from the two-state fit. We thus do not include this result in our comparison. LHPC analyzed one ensemble with pion mass of $m_\pi=149$ MeV, a lattice volume of $48^3 \times 48$ and $a = 0.116$ fm. The summation method is used to obtain their final value from three sink-source separations with values 0.9, 1.2, and 1.4 fm [58].

Results for $\langle x \rangle_{u-d}$ are shown in Fig. 11 where we include the phenomenological values extracted from global fits to PDF experimental data from Refs. [41–46]. Results from our three ensembles are consistent with each other, indicating no detectable lattice artifacts within their precision. Results for the cB211.072.64 ensemble are obtained using more time separations allowing for a more rigorous assessment of excited state effects compared to the other two ensembles. We thus take the value extracted from the cB211.072.64 ensemble to compare with

phenomenology. We observe agreement with two of the phenomenological extractions shown in Fig. 11, with the remaining within 1.5σ of our value.

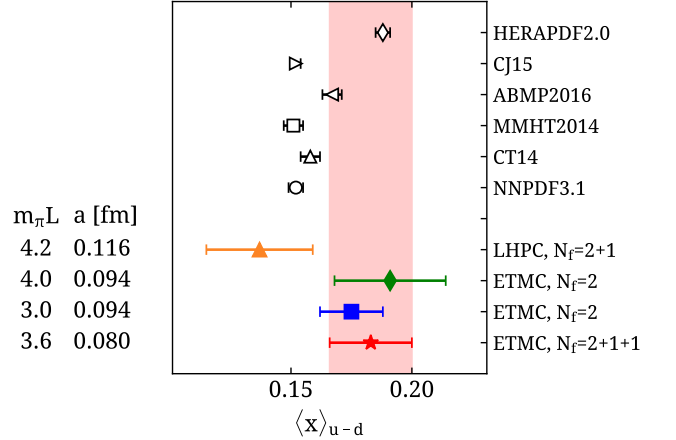


FIG. 11: $\langle x \rangle_{u-d}$ from the three ensembles studied in this work, namely cB211.072.64 (red star), cA2.09.48 (blue square), and cA2.09.64 (green diamond). We compare to lattice results from Ref. [40] (orange triangle). We also show results from global fits to PDF experimental data with the open symbols, namely NNPDF3.1 [41] (circle), CT14 [42] (triangle), MMHT2014 [43] (square), ABMP2016 [44] (left-pointing triangle), CJ15 [45] (right-pointing triangle), and HERAPDF2.0 [46] (diamonds).

For $\langle x \rangle_{\Delta u - \Delta d}$ our results are compared in Fig. 12 to phenomenological results from Refs. [47–50]. As can be

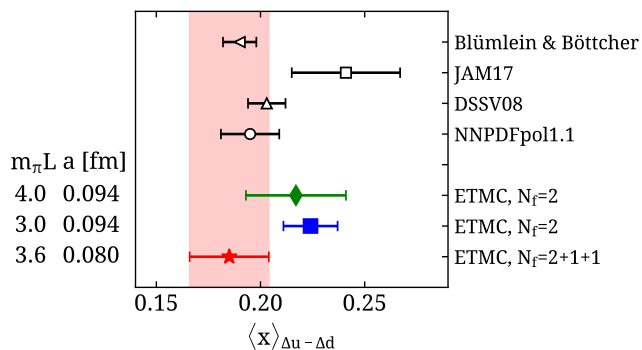


FIG. 12: $\langle x \rangle_{\Delta u - \Delta d}$ from the three ensembles studied in this work with the notation of Fig. 11. We compare to results from global fits to polarized PDF experimental data with the open symbols, namely from Ref. [47] (left-pointing triangle), NNPDFpol1.1 [48] (circle), DSSV08 [49] (triangle), and JAM17 [50] (square).

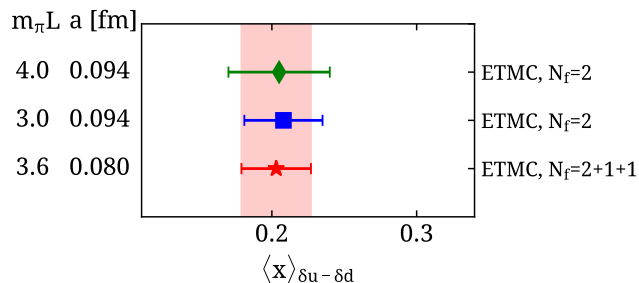


FIG. 13: $\langle x \rangle_{\delta u - \delta d}$ from the three ensembles studied in this work with the notation of Fig. 11.

seen, our value is in good agreement with these phenomenological determinations and in particular with the value found in Ref. [47]. The results for $\langle x \rangle_{\delta u - \delta d}$ are shown in Fig. 13. No phenomenological nor other lattice QCD results are available for the tensor moment and thus the current work provides a valuable prediction. We note that for the helicity and tensor moments only three sink-source time-separations are available in the case of the two $N_f=2$ ensembles. This restricts the two-state analysis and thus we consider the result of the cB211.072.64 ensemble as the most reliable. As already mentioned, the two $N_f=2$ ensembles show no detectable volume dependence for these quantities indicating that volume effects are negligible as compared to the current accuracy obtained from the analysis using the cB211.072.64 ensemble.

VI. CONCLUSIONS

The isovector momentum fraction, helicity moment, and transversity of the nucleon are extracted using lattice QCD simulations produced with physical values of the quark masses. For the $N_f=2+1+1$ ensemble cB211.072.64,

seven sink-source separations are analyzed from 0.06 fm to 1.6 fm, allowing for a most thorough study of excited states to date for these quantities directly at the physical pion mass. The isovector unpolarized and helicity GFFs are also extracted for the first time directly at the physical point. The study reveals that both for $Q^2 = 0$ as well as for $Q^2 > 0$, the convergence of these quantities to the ground state is slow. For values of the sink-source time separation $t_s < 2$ fm a two-state fit analysis yields stable results and agrees with the values extracted from the summation method when including separations larger than ~ 1 fm. We therefore, take the results from the two-state fit when confirmed with the summation method as our final values. The results for the GFFs are provided in Tables IX, X, and XI of Appendix B and in Table VII for the moments. The cB211.072.64 ensemble includes dynamical strange and the charm quarks in addition to the light quarks thus providing a full description of the QCD vacuum. In addition, the seven sink-source separations are analyzed to high accuracy allowing for a robust analysis of excited states. We thus consider the results extracted from the cB211.072.64 ensemble as the best prediction of these quantities. We thus quote as our final results the values obtained from the analysis of the cB211.072.64 ensemble. We find for the moments:

$$\begin{aligned} \langle x \rangle_{u-d} &= 0.183(17), \\ \langle x \rangle_{\Delta u - \Delta d} &= 0.185(19), \\ \langle x \rangle_{\delta u - \delta d} &= 0.203(24), \end{aligned} \quad (32)$$

where we quote the values extracted directly from the nucleon matrix element at zero-momentum. The values for the unpolarized and helicity moments agree with a subset of the phenomenological results. The helicity and transversity moments $\langle x \rangle_{\Delta q}$ and $\langle x \rangle_{\delta q}$, are shown to be related to longitudinal and transverse spin-orbit correlations, respectively [51, 52] and are interpreted as the parity and chiral partners of Ji's relation for angular momentum.

Fits of the GFFs yield the results provided in Table VIII. From these fits we obtain $B_{20}(0)$, that is related to the proton spin via Ji's sum rule [53]. Using the values for cB211.072.64 obtained by fits to the dipole form, we obtain:

$$J^{u-d} = \frac{1}{2} [A_{20}^{u-d}(0) + B_{20}^{u-d}(0)] = 0.167(24)(04) \quad (33)$$

for the isovector contribution of the up- and down-quarks to the proton spin, where the first error is statistical and the second a systematic from varying the fit range of the Q^2 -dependence of B_{20} .

A next step in this study will be the inclusion of disconnected contributions in order to calculate the isoscalar and gluonic quantities. This would allow for complete flavor decomposition of the GFFs and for calculating the spin and momentum carried by quarks and gluons in the proton.

Acknowledgments

We thank all members of the Extended Twisted Mass Collaboration for a very constructive and enjoyable collaboration. M.C. acknowledges financial support by the U.S. National Science Foundation under Grant No. PHY-1714407 and C.U. by the DFG as a project in the Sino-German CRC110. Computational resources from Extreme Science and Engineering Discovery Environment (XSEDE) were used, which is supported by National Science Foundation grant number TG-PHY170022. C.L. acknowledges support from the U.S. Department of Energy, Office of Science, Office of Nuclear Physics, contract no. DE-AC02-06CH11357. This project has received funding from the Horizon 2020 research and innovation program of the European Com-

mission under the Marie Skłodowska-Curie grant agreement No. 765048. The authors gratefully acknowledge the Gauss Centre for Supercomputing e.V. (www.gauss-centre.eu) for funding this project by providing computing time on the GCS Supercomputer SuperMUC at Leibniz Supercomputing Centre (www.lrz.de) under project pr74yo and through the John von Neumann Institute for Computing (NIC) on the GCS Supercomputers JUQUEEN [54], JURECA [55] and JUWELS [56] at Jlich Supercomputing Centre (JSC), under projects ECY00 and HCH02. Results were also obtained using Piz Daint at Centro Svizzero di Calcolo Scientifico (CSCS), via the project with id s702. We thank the staff of CSCS for access to the computational resources and for their constant support.

-
- [1] X. Ji, *Phys. Rev. Lett.* **110**, 262002 (2013), 1305.1539.
- [2] A. Abdel-Rehim et al. (ETM), *Phys. Rev.* **D95**, 094515 (2017), 1507.05068.
- [3] C. Alexandrou et al., *Phys. Rev.* **D98**, 054518 (2018), 1807.00495.
- [4] S. Aoki et al. (Flavour Lattice Averaging Group) (2019), 1902.08191.
- [5] K. Osterwalder and E. Seiler, *Annals Phys.* **110**, 440 (1978).
- [6] C. Alexandrou and C. Kallidonis, *Phys. Rev.* **D96**, 034511 (2017), 1704.02647.
- [7] C. Alexandrou, S. Bacchio, M. Constantinou, J. Finkenrath, K. Hadjiyiannakou, K. Jansen, G. Koutsou, and A. V. A. Casco (2018), 1812.10311.
- [8] R. Frezzotti, P. A. Grassi, S. Sint, and P. Weisz (Alpha), *JHEP* **08**, 058 (2001), hep-lat/0101001.
- [9] R. Frezzotti and G. C. Rossi, *JHEP* **08**, 007 (2004), hep-lat/0306014.
- [10] B. Sheikholeslami and R. Wohlert, *Nucl. Phys.* **B259**, 572 (1985).
- [11] R. Frezzotti and G. C. Rossi, *JHEP* **10**, 070 (2004), hep-lat/0407002.
- [12] R. Frezzotti, G. Martinelli, M. Papinutto, and G. C. Rossi, *JHEP* **04**, 038 (2006), hep-lat/0503034.
- [13] P. Boucaud et al. (ETM), *Comput. Phys. Commun.* **179**, 695 (2008), 0803.0224.
- [14] T. Chiarappa, F. Farchioni, K. Jansen, I. Montvay, E. E. Scholz, L. Scorzato, T. Sudmann, and C. Urbach, *Eur. Phys. J.* **C50**, 373 (2007), hep-lat/0606011.
- [15] A. Abdel-Rehim et al., *Phys. Rev.* **D92**, 114513 (2015), [Erratum: *Phys. Rev.*D93,no.3,039904(2016)], 1507.04936.
- [16] C. Alexandrou, S. Gusken, F. Jegerlehner, K. Schilling, and R. Sommer, *Nucl. Phys.* **B414**, 815 (1994), hep-lat/9211042.
- [17] S. Gusken, *Nucl. Phys. Proc. Suppl.* **17**, 361 (1990).
- [18] M. Albanese et al. (APE), *Phys. Lett.* **B192**, 163 (1987).
- [19] C. Alexandrou, M. Constantinou, S. Dinter, V. Drach, K. Jansen, C. Kallidonis, and G. Koutsou, *Phys. Rev.* **D88**, 014509 (2013), 1303.5979.
- [20] C. Alexandrou, M. Brinet, J. Carbonell, M. Constantinou, P. A. Harraud, P. Guichon, K. Jansen, T. Korzec, and M. Papinutto, *Phys. Rev.* **D83**, 094502 (2011), 1102.2208.
- [21] C. Alexandrou, G. Koutsou, J. W. Negele, and A. Tsapalis, *Phys. Rev.* **D74**, 034508 (2006), hep-lat/0605017.
- [22] L. Maiani, G. Martinelli, M. L. Paciello, and B. Taglienti, *Nucl. Phys.* **B293**, 420 (1987).
- [23] S. Capitani, M. Della Morte, G. von Hippel, B. Jager, A. Juttner, B. Knippschild, H. B. Meyer, and H. Wittig, *Phys. Rev.* **D86**, 074502 (2012), 1205.0180.
- [24] G. S. Bali, S. Collins, M. Göckeler, R. Rdl, A. Schfer, and A. Sternbeck (2018), 1812.08256.
- [25] S. Bacchio, C. Alexandrou, and J. Finkenrath, *EPJ Web Conf.* **175**, 02002 (2018), 1710.06198.
- [26] S. Bacchio, C. Alexandrou, J. Finkenrath, A. Frommer, K. Kahl, and M. Rottmann, *PoS LATTICE2016*, 259 (2016), 1611.01034.
- [27] C. Alexandrou, S. Bacchio, J. Finkenrath, A. Frommer, K. Kahl, and M. Rottmann, *Phys. Rev.* **D94**, 114509 (2016), 1610.02370.
- [28] C. Alexandrou, M. Constantinou, and H. Panagopoulos (ETM), *Phys. Rev.* **D95**, 034505 (2017), 1509.00213.
- [29] G. Martinelli, C. Pittori, C. T. Sachrajda, M. Testa, and A. Vladikas, *Nucl. Phys.* **B445**, 81 (1995), hep-lat/9411010.
- [30] M. Göckeler, R. Horsley, H. Oelrich, H. Perlt, D. Petters, P. E. L. Rakow, A. Schafer, G. Schierholz, and A. Schiller, *Nucl. Phys.* **B544**, 699 (1999), hep-lat/9807044.
- [31] C. Alexandrou, M. Constantinou, T. Korzec, H. Panagopoulos, and F. Stylianou, *Phys. Rev.* **D83**, 014503 (2011), 1006.1920.
- [32] C. Alexandrou, M. Constantinou, T. Korzec, H. Panagopoulos, and F. Stylianou, *Phys. Rev.* **D86**, 014505 (2012), 1201.5025.
- [33] M. Constantinou et al. (ETM), *JHEP* **08**, 068 (2010), 1004.1115.
- [34] M. Constantinou, R. Horsley, H. Panagopoulos, H. Perlt, P. E. L. Rakow, G. Schierholz, A. Schiller, and J. M. Zanotti, *Phys. Rev.* **D91**, 014502 (2015), 1408.6047.
- [35] O. Bar, *Phys. Rev.* **D99**, 054506 (2019), 1812.09191.
- [36] G. von Hippel, T. D. Rae, E. Shintani, and H. Wittig, *Nucl. Phys.* **B914**, 138 (2017), 1605.00564.

- [37] K. Goeke, J. Grabis, J. Ossmann, M. V. Polyakov, P. Schweitzer, A. Silva, and D. Urbano, Phys. Rev. **D75**, 094021 (2007), hep-ph/0702030.
- [38] C. Lorc, H. Moutarde, and A. P. Trawiski, Eur. Phys. J. **C79**, 89 (2019), 1810.09837.
- [39] H.-W. Lin et al., Prog. Part. Nucl. Phys. **100**, 107 (2018), 1711.07916.
- [40] J. R. Green, M. Engelhardt, S. Krieg, J. W. Negele, A. V. Pochinsky, and S. N. Syritsyn, Phys. Lett. **B734**, 290 (2014), 1209.1687.
- [41] R. D. Ball et al. (NNPDF), Eur. Phys. J. **C77**, 663 (2017), 1706.00428.
- [42] S. Dulat, T.-J. Hou, J. Gao, M. Guzzi, J. Huston, P. Nadolsky, J. Pumplin, C. Schmidt, D. Stump, and C. P. Yuan, Phys. Rev. **D93**, 033006 (2016), 1506.07443.
- [43] L. A. Harland-Lang, A. D. Martin, P. Motylinski, and R. S. Thorne, Eur. Phys. J. **C75**, 204 (2015), 1412.3989.
- [44] S. Alekhin, J. Blmlein, S. Moch, and R. Placakyte, Phys. Rev. **D96**, 014011 (2017), 1701.05838.
- [45] A. Accardi, L. T. Brady, W. Melnitchouk, J. F. Owens, and N. Sato, Phys. Rev. **D93**, 114017 (2016), 1602.03154.
- [46] H. Abramowicz et al. (H1, ZEUS), Eur. Phys. J. **C75**, 580 (2015), 1506.06042.
- [47] Blümlein, Johannes and Böttcher, Helmut, Nucl. Phys. **B841**, 205 (2010), 1005.3113.
- [48] E. R. Nocera, R. D. Ball, S. Forte, G. Ridolfi, and J. Rojo (NNPDF), Nucl. Phys. **B887**, 276 (2014), 1406.5539.
- [49] D. de Florian, R. Sassot, M. Stratmann, and W. Vogelsang, Phys. Rev. **D80**, 034030 (2009), 0904.3821.
- [50] J. J. Ethier, N. Sato, and W. Melnitchouk, Phys. Rev. Lett. **119**, 132001 (2017), 1705.05889.
- [51] C. Lorc, Phys. Lett. **B735**, 344 (2014), 1401.7784.
- [52] A. Bhoonah and C. Lorc, Phys. Lett. **B774**, 435 (2017), 1703.08322.
- [53] X.-D. Ji, Phys. Rev. Lett. **78**, 610 (1997), hep-ph/9603249.
- [54] Jülich Supercomputing Centre, Journal of large-scale research facilities **1** (2015), URL <http://dx.doi.org/10.17815/jlsrf-1-18>.
- [55] Jülich Supercomputing Centre, Journal of large-scale research facilities **4** (2018), URL <http://dx.doi.org/10.17815/jlsrf-4-121-1>.
- [56] Jülich Supercomputing Centre, Journal of large-scale research facilities **5** (2019), URL <http://dx.doi.org/10.17815/jlsrf-5-171>.
- [57] Note that the renormalization function of the pseudoscalar operator suffers from a pion pole and the pion mass dependence is significant [28]
- [58] We note that, although this analysis reduced the value of the momentum fraction, performing the same analysis also reduced the value of the nucleon axial charge enlarging the discrepancy with the experimental value.

Appendix A: Expressions for generalized form factors

The following expressions are provided in Euclidean space. We suppress the $Q^2 = -q^2$ argument of the generalized form factors, E_N is the nucleon energy for three-momentum \vec{q} , the kinematic factor $\mathcal{K} = \sqrt{2m_N^2/[E_N(E_N + m_N)]}$ and Latin indices (k, n , and j) take values 1, 2, and 3 with $k \neq j$ while ρ takes values 1, 2, 3, and 4.

1. Vector operator

$$\begin{aligned} \Pi_V^{00}(\Gamma^0, \vec{q}) = & A_{20} \mathcal{K} \left(-\frac{3E_N}{8} - \frac{E_N^2}{4m_N} - \frac{m_N}{8} \right) + B_{20} \mathcal{K} \left(-\frac{E_N}{8} + \frac{E_N^3}{8m_N^2} + \frac{E_N^2}{16m_N} - \frac{m_N}{16} \right) \\ & + C_{20} \mathcal{K} \left(\frac{E_N}{2} - \frac{E_N^3}{2m_N^2} + \frac{E_N^2}{4m_N} - \frac{m_N}{4} \right), \end{aligned} \quad (\text{A1})$$

$$\Pi_V^{00}(\Gamma^n, \vec{q}) = 0, \quad (\text{A2})$$

$$\begin{aligned} \Pi_V^{kk}(\Gamma^0, \vec{q}) = & A_{20} \mathcal{K} \left(\frac{E_N}{8} + \frac{m_N}{8} + \frac{q_k^2}{4m_N} \right) + B_{20} \mathcal{K} \left(-\frac{E_N^2}{16m_N} + \frac{m_N}{16} - \frac{q_k^2 E_N}{8m_N^2} + \frac{q_k^2}{8m_N} \right) \\ & + C_{20} \mathcal{K} \left(-\frac{E_N^2}{4m_N} + \frac{m_N}{4} + \frac{q_k^2 E_N}{2m_N^2} + \frac{q_k^2}{2m_N} \right), \end{aligned} \quad (\text{A3})$$

$$\Pi_V^{kk}(\Gamma^n, \vec{q}) = A_{20} \mathcal{K} \left(-i \frac{\epsilon_{kn0\rho} q_k q_\rho}{4m_N} \right) + B_{20} \mathcal{K} \left(-i \frac{\epsilon_{kn0\rho} q_k q_\rho}{4m_N} \right), \quad (\text{A4})$$

$$\Pi_V^{k0}(\Gamma^0, \vec{q}) = A_{20} \mathcal{K} \left(-i \frac{q_k}{4} - i \frac{q_k E_N}{4m_N} \right) + B_{20} \mathcal{K} \left(-i \frac{q_k}{8} + i \frac{q_k E_N^2}{8m_N^2} \right) + C_{20} \mathcal{K} \left(i \frac{q_k}{2} - i \frac{q_k E_N^2}{2m_N^2} \right), \quad (\text{A5})$$

$$\Pi_V^{k0}(\Gamma^n, \vec{q}) = A_{20} \mathcal{K} \left(-\epsilon_{kn0\rho} \left(\frac{q_\rho}{8} + \frac{q_\rho E_N}{8m_N} \right) \right) + B_{20} \mathcal{K} \left(-\epsilon_{kn0\rho} \left(\frac{q_\rho}{8} + \frac{q_\rho E_N}{8m_N} \right) \right) \quad (\text{A6})$$

$$\Pi_V^{kj}(\Gamma^0, \vec{q}) = A_{20} \mathcal{K} \frac{q_k q_j}{4 m_N} + B_{20} \mathcal{K} \left(-\frac{q_k q_j E_N}{8 m_N^2} + \frac{q_k q_j}{8 m_N} \right) + C_{20} \mathcal{K} \left(\frac{q_k q_j E_N}{2 m_N^2} + \frac{q_k q_j}{2 m_N} \right), \quad (\text{A7})$$

$$\Pi_V^{kj}(\Gamma^n, \vec{q}) = A_{20} \mathcal{K} \left(-i \frac{\epsilon_{kn0\rho} q_j q_\rho}{8 m_N} - i \frac{\epsilon_{jn0\rho} q_k q_\rho}{8 m_N} \right) + B_{20} \mathcal{K} \left(-i \frac{\epsilon_{kn0\rho} q_j q_\rho}{8 m_N} - i \frac{\epsilon_{jn0\rho} q_k q_\rho}{8 m_N} \right). \quad (\text{A8})$$

2. Axial operator

$$\Pi_A^{\mu\nu}(\Gamma^0, \vec{q}) = 0, \quad (\text{A9})$$

$$\Pi_A^{k0}(\Gamma^n, \vec{q}) = \tilde{A}_{20} \mathcal{K} \left(-i \delta_{nk} \left(\frac{E_N}{4} + \frac{E_N^2}{8 m_N} + \frac{m_N}{8} \right) - i \frac{q_k q_n}{8 m_N} \right) + \tilde{B}_{20} \mathcal{K} \left(i \frac{q_k q_n E_N}{8 m_N^2} \right), \quad (\text{A10})$$

$$\Pi_A^{kj}(\Gamma^n, \vec{q}) = \tilde{A}_{20} \mathcal{K} \left(\delta_{nj} \left(\frac{q_k}{8} + \frac{q_k E_N}{8 m_N} \right) + \delta_{nk} \left(\frac{q_j}{8} + \frac{q_j E_N}{8 m_N} \right) \right) + \tilde{B}_{20} \mathcal{K} \left(-\frac{q_k q_j q_n}{8 m_N^2} \right). \quad (\text{A11})$$

Appendix B: Tables of Results

Results for the GFFs are provided for $A_{20}(Q^2)$, $B_{20}(Q^2)$, $\tilde{A}_{20}(Q^2)$, and $\tilde{B}_{20}(Q^2)$ using the two-state fit method as explained in the text. We do not provide C_{20} which is found to be consistent with zero. We provide results for ensemble cB211.072.64 in Table IX, for cA2.09.48 in Table X, and for cA2.09.64 in Table XI.

TABLE IX: GFFs for ensemble cB211.072.64 obtained using the two-state fit method. We do not provide C_{20} which is found to be consistent with zero.

| Q^2 [GeV ²] | $A_{20}(Q^2)$ | $B_{20}(Q^2)$ | $\tilde{A}_{20}(Q^2)$ | $\tilde{B}_{20}(Q^2)$ |
|---------------------------|---------------|---------------|-----------------------|-----------------------|
| 0 | 0.183(17) | - | 0.185(19) | - |
| 0.058 | 0.165(19) | 0.137(46) | 0.181(16) | 0.75(27) |
| 0.114 | 0.140(15) | 0.157(31) | 0.162(16) | 0.18(15) |
| 0.169 | 0.128(16) | 0.159(29) | 0.146(17) | 0.22(14) |
| 0.222 | 0.150(21) | 0.075(42) | 0.150(15) | 0.35(13) |
| 0.273 | 0.125(14) | 0.130(27) | 0.140(15) | 0.194(78) |
| 0.324 | 0.119(15) | 0.132(27) | 0.127(16) | 0.172(77) |
| 0.421 | 0.117(16) | 0.108(30) | 0.123(15) | 0.170(81) |
| 0.468 | 0.119(14) | 0.124(26) | 0.115(15) | 0.185(59) |
| 0.514 | 0.115(14) | 0.112(23) | 0.115(14) | 0.236(65) |
| 0.559 | 0.121(15) | 0.123(17) | 0.104(14) | 0.075(66) |
| 0.603 | 0.107(22) | 0.095(36) | 0.098(17) | 0.022(92) |
| 0.647 | 0.115(16) | 0.092(31) | 0.095(15) | 0.171(57) |
| 0.690 | 0.143(15) | 0.078(13) | 0.089(16) | 0.082(60) |
| 0.773 | 0.087(21) | 0.096(36) | 0.105(16) | 0.21(11) |
| 0.814 | 0.116(18) | 0.107(31) | 0.079(16) | 0.094(54) |
| 0.854 | 0.114(20) | 0.118(32) | 0.091(15) | 0.148(55) |
| 0.893 | 0.131(21) | 0.069(42) | 0.098(16) | 0.177(64) |
| 0.932 | 0.115(22) | 0.085(36) | 0.072(17) | 0.113(59) |
| 0.970 | 0.138(17) | 0.109(15) | 0.066(19) | 0.013(63) |

TABLE X: GFFs for ensemble cA2.09.48 obtained using the two-state fit method. We do not provide C_{20} which is found to be consistent with zero.

| Q^2 [GeV ²] | $A_{20}(Q^2)$ | $B_{20}(Q^2)$ | $\tilde{A}_{20}(Q^2)$ | $\tilde{B}_{20}(Q^2)$ |
|---------------------------|---------------|---------------|-----------------------|-----------------------|
| 0.000 | 0.175(13) | - | 0.224(13) | - |
| 0.075 | 0.176(24) | 0.191(49) | 0.197(18) | 0.12(26) |
| 0.146 | 0.144(20) | 0.182(38) | 0.192(16) | 0.53(17) |
| 0.215 | 0.120(24) | 0.207(36) | 0.167(19) | 0.37(17) |
| 0.282 | 0.103(31) | 0.180(43) | 0.158(16) | 0.20(13) |
| 0.346 | 0.124(20) | 0.173(28) | 0.144(17) | 0.220(90) |
| 0.409 | 0.109(22) | 0.162(31) | 0.142(16) | 0.294(86) |
| 0.529 | 0.102(26) | 0.180(33) | 0.115(18) | 0.233(91) |
| 0.586 | 0.088(27) | 0.171(32) | 0.115(17) | 0.154(73) |
| 0.643 | 0.108(23) | 0.081(34) | 0.097(18) | 0.130(74) |
| 0.698 | 0.114(24) | 0.125(31) | 0.104(15) | 0.160(68) |
| 0.751 | 0.105(38) | 0.176(52) | 0.089(23) | 0.053(82) |
| 0.804 | 0.092(33) | 0.204(44) | 0.095(18) | 0.026(59) |
| 0.855 | 0.072(41) | 0.196(47) | 0.092(22) | 0.132(71) |

TABLE XI: GFFs for ensemble cA2.09.64 obtained using the two-state fit method. We do not provide C_{20} which is found to be consistent with zero.

| Q^2 [GeV ²] | $A_{20}(Q^2)$ | $B_{20}(Q^2)$ | $\tilde{A}_{20}(Q^2)$ | $\tilde{B}_{20}(Q^2)$ |
|---------------------------|---------------|---------------|-----------------------|-----------------------|
| 0 | 0.191(23) | - | 0.217(24) | - |
| 0.042 | 0.197(18) | 0.133(63) | 0.218(20) | 1.32(48) |
| 0.083 | 0.187(18) | 0.206(43) | 0.206(19) | 0.67(20) |
| 0.123 | 0.176(19) | 0.209(41) | 0.198(19) | 0.59(21) |
| 0.163 | 0.141(34) | 0.220(43) | 0.185(19) | 0.29(19) |
| 0.201 | 0.174(17) | 0.191(33) | 0.177(19) | 0.34(11) |
| 0.239 | 0.173(17) | 0.160(35) | 0.169(19) | 0.30(11) |
| 0.312 | 0.167(17) | 0.162(32) | 0.158(18) | 0.31(10) |
| 0.348 | 0.157(18) | 0.142(29) | 0.151(18) | 0.254(83) |
| 0.383 | 0.159(18) | 0.162(32) | 0.148(16) | 0.038(69) |
| 0.417 | 0.160(16) | 0.155(25) | 0.141(17) | 0.081(72) |
| 0.451 | 0.144(21) | 0.151(39) | 0.138(19) | 0.22(12) |
| 0.484 | 0.159(17) | 0.120(26) | 0.131(18) | 0.169(77) |
| 0.517 | 0.145(19) | 0.117(29) | 0.130(17) | 0.210(71) |
| 0.581 | 0.130(38) | 0.204(51) | 0.149(14) | 0.044(87) |
| 0.612 | 0.136(19) | 0.148(28) | 0.127(14) | 0.081(63) |
| 0.643 | 0.143(19) | 0.137(26) | 0.126(15) | 0.153(64) |
| 0.674 | 0.131(21) | 0.126(34) | 0.124(16) | 0.255(70) |
| 0.704 | 0.135(21) | 0.142(31) | 0.120(15) | 0.133(70) |
| 0.734 | 0.144(19) | 0.122(25) | 0.119(15) | 0.137(60) |
| 0.763 | 0.093(30) | 0.128(40) | 0.113(16) | 0.079(80) |
| 0.821 | 0.138(22) | 0.110(31) | 0.103(16) | 0.057(63) |