

# Initialization for Network Embedding: A Graph Partition Approach

Wenqing Lin  
edwlin@tencent.com  
Tencent Inc.  
Shenzhen, China

Feng He  
fenghe@tencent.com  
Tencent Inc.  
Shenzhen, China

Faolang Zhang  
fankyzhang@tencent.com  
Tencent Inc.  
Shenzhen, China

Xu Cheng  
alexcheng@tencent.com  
Tencent Inc.  
Shenzhen, China

Hongyun Cai  
laineyc@tencent.com  
Tencent Inc.  
Shenzhen, China

## ABSTRACT

Network embedding has been intensively studied in the literature and widely used in various applications, such as link prediction and node classification. While previous work focus on the design of new algorithms or are tailored for various problem settings, the discussion of initialization strategies in the learning process is often missed. In this work, we address this important issue of initialization for network embedding that could dramatically improve the performance of the algorithms on both effectiveness and efficiency. Specifically, we first exploit the graph partition technique that divides the graph into several disjoint subsets, and then construct an abstract graph based on the partitions. We obtain the initialization of the embedding for each node in the graph by computing the network embedding on the abstract graph, which is much smaller than the input graph, and then propagating the embedding among the nodes in the input graph. With extensive experiments on various datasets, we demonstrate that our initialization technique significantly improves the performance of the state-of-the-art algorithms on the evaluations of link prediction and node classification by up to 7.76% and 8.74% respectively. Besides, we show that the technique of initialization reduces the running time of the state-of-the-arts by at least 20%.

## CCS CONCEPTS

• **Computing methodologies** → **Machine learning; Learning latent representations**; • **Information systems** → *Social networks*;

## KEYWORDS

network embedding, initialization, graph partition, hyperparameter learning

## ACM Reference Format:

Wenqing Lin, Feng He, Faolang Zhang, Xu Cheng, and Hongyun Cai. 2020. Initialization for Network Embedding: A Graph Partition Approach. In *The Thirteenth ACM International Conference on Web Search and Data Mining (WSDM '20)*, February 3–7, 2020, Houston, TX, USA. ACM, New York, NY, USA, 8 pages. <https://doi.org/10.1145/3336191.3371781>

## 1 INTRODUCTION

Graphs are so ubiquitous that most of data can be naturally modeled as graphs, not to mention the social networks. Network embedding [3, 5, 7, 9, 11, 29] is an intensively studied and widely used technique, which assigns each node in the graph a fixed-length vector that preserves the structure of graph and is helpful in various tasks, such as link prediction and node classification. As such, network embedding alleviates the difficult issue of feature engineering on the graph. The solutions to network embedding can be roughly classified into two categories, namely random walk based approaches [10, 21] and matrix based approaches [4, 27].

However, the problem of network embedding is non-convex [6] rendering the previous approaches rely on the stochastic gradient descent (SGD) technique for optimization, which would incur the issue of stuckness in the local minima. Therefore, the initialization strategies in the learning of network embedding, that takes into account the structure of the input graph, would dramatically affect the performance of the network embedding algorithms.

The previous approaches [6] for the initialization in the computation of network embedding take two steps: First, they coarsen the edges or the star structures of the input graph  $G$  which produces a smaller graph  $g$ ; Then, they exploit the existing algorithms [4, 10, 21, 27] to compute  $g$ 's network embedding, which are directly used as the initialization in the learning of  $G$ 's network embedding. However, there exist some issues that would make these approaches deficient. Firstly, the coarsening method considers only the local structure, which might not reflect the overall structure of the input graph. For example, an edge playing the role of bridge [24] in the graph could be coarsened, rendering the communities incident to the bridge even difficult to be separated from each other. Secondly, since a node  $v$  in  $G$  might be pertinent to multiple nodes in  $g$ , the direct inheritance of the embedding from one node in  $g$  would result in the missing of  $v$ 's important structural features in  $G$ . Thirdly, there exist several hyperparameters in the existing

Permission to make digital or hard copies of all or part of this work for personal or classroom use is granted without fee provided that copies are not made or distributed for profit or commercial advantage and that copies bear this notice and the full citation on the first page. Copyrights for components of this work owned by others than ACM must be honored. Abstracting with credit is permitted. To copy otherwise, or republish, to post on servers or to redistribute to lists, requires prior specific permission and/or a fee. Request permissions from [permissions@acm.org](mailto:permissions@acm.org).

WSDM '20, February 3–7, 2020, Houston, TX, USA

© 2020 Association for Computing Machinery.

ACM ISBN 978-1-4503-6822-3/20/02...\$15.00

<https://doi.org/10.1145/3336191.3371781>

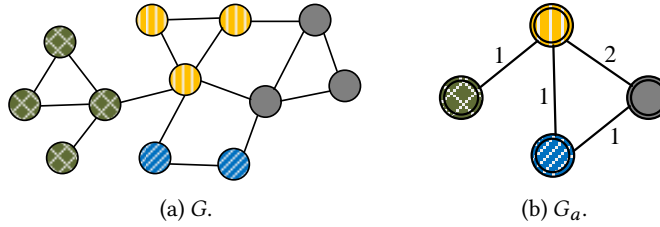


Figure 1: A graph  $G$  with 4 partitions, each of which is colored differently, and the abstract graph  $G_a$  of  $G$ .

algorithms [4, 10, 21, 27], which would highly degrade their performance without careful configuration. However, the previous approaches do not provide any effective solution about the tuning of hyperparameters.

To address the aforementioned issues in the previous approaches, we propose a graph partition based algorithm, dubbed as GPA, which first divides the input graph  $G$  into several disjoint subsets by the graph partition algorithm [14] that minimizes the edge cut between subsets. Based on that, we collapse the subgraph induced on each partition as an abstract node and the cutting edges as the weighted edges to construct an abstract graph  $G_a$ , which is of size much smaller than  $G$  and represents the sketch of  $G$ . Afterwards, we compute the network embedding of  $G_a$  by a modified version of the existing network embedding algorithm [21]. Note that, it is highly costly to tune the hyperparameters of the network embedding algorithm on the fly, due to the huge search space and expensive evaluation cost. To alleviate this issue, we devise an approach that learns a regression model for the hyperparameter configurations in a preprocessing step and computes a suitable configuration in linear time. Finally, the initial embedding of each node in  $G$  is computed by propagating  $G_a$ 's embedding among the nodes in  $G$ . In the experiments, we demonstrate that the performance of GPA outperforms the state-of-the-arts on various tasks, i.e., link prediction and node classification. Besides, we show that the initialization strategies of GPA lead to the speedup of the running time of the baseline algorithms.

In summary, the contributions of the present work are the followings.

- We devise the GPA algorithm as an effective technique for the initialization of network embedding algorithms. Specifically, GPA considers the structure of the input graph by exploiting the graph partition algorithm to construct the sketch of a graph and minimize the size of edge cut.
- We develop the algorithm to generate the abstract graph, which is a weighted graph and is much smaller than the input graph. We also devise the algorithm to compute the network embedding on the weighted graph, which is not discussed in the previous approaches.
- We propose an efficient algorithm that produces the initial embedding of each node in the input graph from the embedding of the abstract graph, and smooths the initialization via a propagation process.
- We develop the hyperparameter learning algorithm that addresses the issue of hyperparameter tuning for the network

embedding on the abstract graph, which improves the performance of the proposed algorithm.

- We demonstrate in various experiments where GPA outperforms the state-of-the-arts by up to 8.74% performance gain on effectiveness and reduces the running time by at least 20%.

**Paper organization.** Section 2 explains the definitions and notations used in the paper. Section 3 provides an overview of our solution, as well as the details of the algorithms that address the goal in this paper. After that, we demonstrate the superior performance of our algorithms compared with the baseline methods over several graphs. Finally, we discuss the related work in Section 5 and conclude the paper in Section 6.

## 2 PRELIMINARIES

Consider a graph  $G = (V, E)$ , where  $V$  is the set of nodes and  $E$  is the set of edges. We say that a node  $v \in V$  is a *neighbor* of the other node  $u \in V$  if there exists an edge  $(u, v) \in E$ . We denote  $N(v)$  as the set of neighbors of  $v$  in  $V$ , i.e.,  $N(v) \subseteq V$ .

A *partitioning* of  $G$ , denoted by  $\mathcal{P} = \{V_1, V_2, \dots, V_k\}$ , divides  $V$  into  $k$  disjoint subsets where  $k$  is a user-defined number, such that we have (i)  $V_i \cap V_j = \emptyset$  where  $1 \leq i < j \leq k$ , and (ii)  $\cup_{V' \in \mathcal{P}} V' = V$ .

An *abstract graph*  $G_a = (V_a, E_a)$  of  $G$  is constructed on the partitioning  $\mathcal{P}$  of  $G$ . In particular, each subset in  $\mathcal{P}$  is represented as an *abstract node*  $u_a$  in  $V_a$ . In other words, there is a *bijective function*  $b$  that maps each partition  $V' \in \mathcal{P}$  to an abstract node  $u_a \in V_a$ , i.e.,  $b(V') = u_a$ . Besides, there is a *surjective function*  $p$  that maps each node  $v \in V$  to an abstract node  $u_a \in V_a$ , denoted by  $p(v) = u_a$ . In addition, we construct a *weighted edge*  $(u_a, u'_a) \in E_a$  for any two abstract nodes  $u_a$  and  $u'_a$  in  $V_a$  if and only if there exist two nodes  $v$  and  $v'$  in  $V$  such that we have (i)  $p(v) = u_a$ , (ii)  $p(v') = u'_a$ , and (iii)  $(v, v') \in E$ . The weight of  $(u_a, u'_a)$ , denoted by  $w(u_a, u'_a)$ , is computed as the number of such edges  $(v, v')$ . That is, a weighted edge in  $G_a$  represents the edges in  $G$  that connect the corresponding partitions.

**EXAMPLE 1.** Figure 1(a) shows a graph  $G$  with 12 nodes and 16 edges. Assume that we partition  $G$  into 4 subsets, each of which is colored differently. Then, the nodes with the same color are collapsed as an abstract node. Therefore, there are 4 abstract nodes in the abstract graph  $G_a$  of  $G$ , as shown in Figure 1(b). Besides, there is an edge of weight 2 between the yellow abstract node and the gray abstract node in  $G_a$ , since there exist 2 edges, each of which connects a yellow node and a gray node in  $G$ .  $\square$

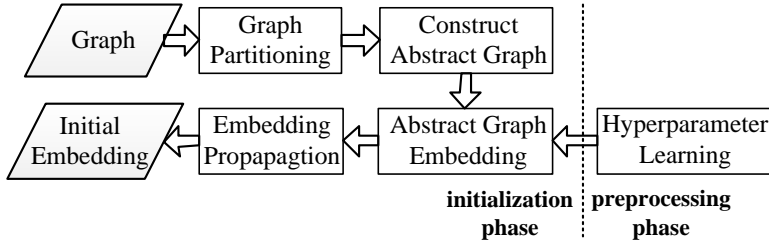


Figure 2: The computing framework of GPA.

Given the graph  $G = (V, E)$ , the *network embedding* of  $G$  maps each node  $v \in V$  to a  $d$ -dimensional vector  $f(v)$ , where  $f : V \rightarrow \mathbb{R}^d$  and  $d$  is a user-defined parameter satisfying  $d \ll |V|$ . In general, network embedding should preserve the structure of  $G$ . In the other words, network embedding minimizes

$$\sum_{v, u \in V} (A_{v, u} - \theta(f(v), f(u)))^2 \quad (1)$$

where  $A \in \mathbb{R}^{|V| \times |V|}$  could be the matrix of connections, such as the adjacency matrix of  $G$ , i.e.,  $A_{v, u}$  is 1 if  $(v, u) \in E$  otherwise 0, and  $\theta$  is a similarity function that maps  $f(v)$  and  $f(u)$  to a real value in  $\mathbb{R}$ .

As aforementioned, most of the algorithms for network embedding ultimately exploit the technique of stochastic gradient descent (SGD) for optimization, which would suffer from the issue of sticking in the local minima. Therefore, the initialization, that takes into account the structure of the input graph, could play an important role in the learning of network embedding that largely enhances its performance.

**Goal.** Given a graph  $G = (V, E)$ , we are to compute for each node  $v \in V$  a coarse embedding  $f(v)$ , which preserves the sketching structure of  $G$  and can be used as the initialization for the network embedding algorithms.

### 3 METHODOLOGIES

A naive approach for the initialization of network embedding is by random, which assigns random numbers in  $\mathbb{R}$  for the initial embedding of each node in the graph. However, this approach disregards the structure of the input graph, rendering it unsuitable for network embedding. Instead, we propose the graph partition based algorithm (GPA) that depicts the sketch of the input graph  $G = (V, E)$  using the partitioning of  $G$ , which are then processed as the initial embedding of each node in  $V$ .

Specifically, GPA takes two phases in its computing framework, namely the preprocessing phase and the initialization phase, as shown in Figure 2.

In the initialization phase, GPA first computes a partitioning  $\mathcal{P}$  of  $G$  by the graph partitioning algorithm, which produces  $k$  disjoint subsets of  $V$ , where  $k$  is a user-defined number and will be discussed in Section 3.1. Then, we construct an abstract graph  $G_a = (V_a, E_a)$  based on the partitioning of  $G$ , as aforementioned. Note that, the size of  $G_a$  is  $k$ , which should be much smaller than the size of  $G$ , i.e.,  $|V_a| = k \ll |V|$ .

After that, we compute the network embedding  $f_a$  of the abstract graph  $G_a$ , which is a weighted graph, by a modified version

of random walk based algorithm [21]. Finally, each node in  $G$  inherits the embedding of its corresponding abstract node in  $G_a$ , and then performs the embedding fusion among its neighbors via a propagation process. Once the propagation is converged, we obtain the initial embedding of each node, which will be taken as input by the network embedding algorithms on  $G$ .

On the other hand, in the preprocessing phase, we build a regression model that learns the configuration of hyperparameters for the network embedding algorithm on the abstract graph. As such, given an abstract graph, we are able to identify a suitable set of hyperparameters by inspecting the regression model with a linear time cost.

In what follows, we will elaborate the details of each step.

#### 3.1 Abstract Graph Construction

To construct the abstract graph  $G_a = (V_a, E_a)$  of  $G = (V, E)$ , we first obtain a partitioning  $\mathcal{P}$  of  $G$ , denoted by  $\mathcal{P} = \{V_1, V_2, \dots, V_k\}$  where  $k$  is a user-defined number. The goal of graph partition is  $(k, \epsilon)$ -balanced where  $0 < \epsilon < 1$ , such that it satisfies the constraint

$$\max_{1 \leq i \leq k} |V_i| \leq (1 + \epsilon) \left\lceil \frac{|V|}{k} \right\rceil,$$

and also minimizes the size of edge-cut, i.e.,

$$\bigcup_{1 \leq i, j \leq k} \{(v, u) \in E \mid v \in V_i, u \in V_j\}.$$

However, the  $(k, \epsilon)$ -balanced graph partition is NP-hard [2]. To address this issue, we resort to the METIS algorithm [14] for graph partitioning, which is widely adopted in practice and incurs a running time complexity of  $O(|V| + |E| + k \log k)$  [13].

Based on  $\mathcal{P}$ , we construct the abstract graph  $G_a$  of  $G$  by (i) creating an *abstract node*  $v_a$  for each partition  $V' \in \mathcal{P}$ , i.e.,  $b(V') = v_a$ , and (ii) connecting two abstract nodes  $v_a$  and  $u_a$  with an *abstract edge*  $(v_a, u_a)$  of a weight  $w(v_a, u_a)$  if and only if there exist  $w(v_a, u_a) > 0$  edges  $(v, u) \in E$  such that  $v \in b^{-1}(v_a)$  and  $u \in b^{-1}(u_a)$ . Hence, the number of abstract nodes in  $G_a$  is  $k$ , i.e., the number of partitions of  $G$ . Besides, the number of abstract edges of  $G_a$  is bounded by the size of edge cut.

One crucial issue remaining is how to decide  $k$ . On one hand, if  $k$  is small, then one abstract node would be pertinent to a lot of nodes in the input graph  $G$ . As such, the initial embedding of each node in  $G$  inherited from the corresponding abstract node would lose the power of effectiveness. On the other hand, if  $k$  is large, then the abstract graph  $G_a$  would be large too. Therefore, it would be highly expensive to compute the network embedding on  $G_a$ .

---

**Algorithm 1:** Build-Alias( $S$ )

---

**Input:** The set  $S$  of elements  $e$  with the transition probability  $P(e)$ .

**Output:** The alias probability  $P_a(e)$  and the alias  $A(e)$  for all  $e \in S$ .

```
1 Let  $P_a(e) = |S| \cdot P(e)$  and  $A(e) = e$ ;  
2 Let  $S_l = \{e \in S | P_a(e) > 1\}$  and  $S_s = \{e \in S | P_a(e) < 1\}$ ;  
3 while  $S_l$  is not empty do  
4   Select any elements  $x \in S_s$  and  $y \in S_l$ ;  
5   Let  $A(x) = y$  and remove  $x$  from  $S_s$ ;  
6   Decrease  $P_a(y)$  by  $1 - P_a(x)$ ;  
7   if  $P_a(y) \leq 1$  then  
8     Remove  $y$  from  $S_l$ ;  
9     if  $P_a(y) < 1$ , then add  $y$  into  $S_s$ ;  
10 return  $P_a(e)$  and  $A(e)$  for all  $e \in S$ .
```

---

which increases the overall cost of the initialization phase. To strike a good balance, we set  $k = \lceil \sqrt{|V|} \rceil$ , which is a sufficiently large number but much smaller than  $|V|$ , that works well in practice.

### 3.2 Abstract Graph Embedding

To compute the network embedding  $f_a$  of the abstract graph  $G_a$ , which is a weighted graph, we cannot directly exploit the previous network embedding techniques [10, 21–23] as they are tailored for the un-weighted graphs.

In order to remedy this issue, we adopt the random walk based algorithm, i.e., DeepWalk [21], with a slight modification to accommodate the network embedding learning on the abstract graph  $G_a$ . Note that, there are two phases of computation in the random walk based algorithms: First, it generates a number of random walks from each node in  $G$ ; Then, it computes the embedding of each node by word2vec [19], which takes as input the random walks. There are some hyperparameters in the random walk based algorithms, namely the number of random walks and the length of a random walk, which would be configured by the hyperparameter learning module, as explained in the later section. While the second phase remains the same, the modification mainly happens in the first phase where the generation of random walks follows the distribution of weights on the abstract edges.

In particular, when generating the random walks on  $G_a$ , the transition probability of an edge  $(u_a, v_a) \in E_a$ , denoted by  $P(u_a, v_a)$ , is calculated as the fraction of the weight  $w(u_a, v_a)$  among the total weights of the edges incident to  $u_a$ , i.e.,  $P(u_a, v_a) = \frac{w(u_a, v_a)}{\sum_{v'_a \in N(u_a)} w(u_a, v'_a)}$ .

Therefore, for each edge  $(u_a, v_a) \in E_a$ , we have (i)  $0 < P(u_a, v_a) \leq 1$ , and (ii)  $\sum_{v'_a \in N(u_a)} P(u_a, v'_a) = 1$ . In the generation of the random walk with the ending node  $u_a$ , we extend the walk by selecting a node  $v_a \in N(u_a)$  with the transition probability  $P(u_a, v_a)$ .

To make the selection of nodes in random walk efficiently, we resort to the alias method [26] with a preprocessing step, as illustrated in Algorithm 1. Specifically, the alias method builds for each element  $e \in S$  an alias probability  $P_a(e) \in [0, 1]$  and an alias  $A(e) \in S$ . To explain, for each element  $e \in S$ , the algorithm first enlarges the transition probability  $P(e)$  by  $|S|$  times, and sets the

---

**Algorithm 2:** Propagate( $G, f_a, \delta$ )

---

**Input:** The graph  $G = (V, E)$ , the embeddings  $f_a$  of  $G$ 's abstract graph, and the threshold  $\delta$ .

**Output:** The set  $f_i$  of initial embedding of each node  $v \in V$ .

```
1 Let  $f_i(v) = f_a(p(v))$  for each node  $v \in V$ ;  
2 do  
3   for each node  $v \in V$  do  
4     Let  $f_{nbr}(v) = \frac{1}{|N(v)|} \sum_{u \in N(v)} f_i(u)$ ;  
5     Compute  $f'_i(v) = \frac{1}{2}(f_i(v) + f_{nbr}(v))$ ;  
6     Let  $\Delta = \frac{1}{|V|} \sum_{v \in V} \|f'_i(v) - f_i(v)\|$ ;  
7     For each node  $v \in V$ , let  $f_i(v) = f'_i(v)$ ;  
8   while  $\Delta > \delta$ ;  
9 return  $f_i$ .
```

---

initial alias probability  $P_a(e) = P(e) \cdot |S|$  and the initial alias of  $e$  as itself (Line 1). Then, the algorithm works iteratively where each iteration selects two distinct elements  $x$  and  $y$  where  $P_a(x) < 1$  and  $P_a(y) > 1$ , and then assigns  $y$  as the alias of  $x$  and decreases  $P_a(y)$  by  $1 - P_a(x)$ . The algorithm terminates when there are no elements  $y$  with  $P_a(y) > 1$  (Lines 2-9). After that, to select an element from  $S$ , the alias method first randomly selects an element  $e \in S$  with the probability  $\frac{1}{|S|}$ , and then chooses  $e$  with the probability  $P_a(e)$  or  $A(e)$  with the probability  $1 - P_a(e)$ . As a result, the time complexity of the preprocessing step and selecting an element is  $O(|S|)$  and  $O(1)$  respectively.

### 3.3 Embedding Propagation

To compute the initial network embedding of  $G$  from the network embedding  $f_a$  of the abstract graph  $G_a$ , a naive approach is to let the initial embedding of each node  $v$  equal the embedding of the corresponding abstract node  $p(v)$ . However, this approach would suffer from the issue where the nodes pertinent to the same abstract node have the same initial embeddings, rendering this approach ineffective.

In order to address this issue, we devise an iterative approach where each node updates its own embedding based on the embeddings of its neighbors until the convergence is met. Specifically, in each iteration, each node  $v \in V$  first aggregates the embeddings of  $v$ 's neighbors, which results in the average embedding  $f_{nbr}(v)$ . Then, we update  $v$ 's embedding as the aggregation of  $f_{nbr}$  and its own embedding  $f_i(v)$ . The rationale is that the embedding of a node should be close to the ones of its neighbors in the graph.

Algorithm 2 illustrates the procedure of embedding propagation. Consider a graph  $G = (V, E)$ , the abstract graph  $G_a$  of  $G$ , and the network embedding  $f_a$  of  $G_a$ . At the beginning, for each node  $v \in V$ , we let the initial embedding  $f_i(v)$  of  $v$  be the embedding  $f_a(p(v))$  of its abstract node  $p(v)$  in  $G_a$  (Line 1). Then, the algorithm works in several iterations. In each iteration, the updating of the embedding of each node  $v \in V$  can be achieved in a two-layer computing framework. In the first layer, we compute the average embedding  $f_{nbr}$  among its neighbors (Line 4), i.e.,

$$f_{nbr}(v) = \frac{1}{|N(v)|} \sum_{u \in N(v)} f_i(u).$$

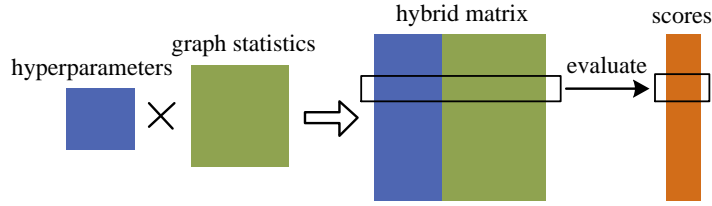


Figure 3: The generation of training data for hyperparameter learning.

Table 1: Hybrid features for hyperparameter learning.

Category	Feature
hyperparameters	the number of random walks
	the length of a random walk
graph statistics	the number of nodes of $G_a$
	the number of edges of $G_a$
	the density of $G_a$
	the diameter of $G_a$
	the average degree of $G_a$
	the maximum degree of $G_a$
	the average edge weight of $G_a$
	the maximum edge weight of $G_a$

Then, we employ another layer to calculate the updated embedding  $f'_i(v)$  of  $v$  as the average of  $f_i(v)$  and  $f_{nbr}(v)$ , i.e.,

$$f'_i(v) = \frac{1}{2}(f_i(v) + f_{nbr}(v)).$$

After that, for all nodes  $v \in V$ , we compute the average difference between the updated embedding  $f'_i(v)$  and the previous embedding  $f_i(v)$  on their Euclidean distance (Line 6), denoted by

$$\Delta = \frac{1}{|V|} \sum_{v \in V} \|f'_i(v) - f_i(v)\|.$$

Now, we can update the embedding  $f_i(v)$  of  $v$  as  $f'_i(v)$ , i.e.,  $f_i(v) = f'_i(v)$ , which completes this iteration. If the average difference  $\Delta$  is not more than a user-defined threshold  $\delta$ , we terminate this procedure and return  $f_i$  as the result. Otherwise, we continue updating the embedding of each node  $v \in V$  until convergence is met, i.e.,  $\Delta \leq \delta$ . Note that,  $\delta$  is usually set as a value proportional to  $\frac{1}{|V|}$ . Consequently, the time complexity of one iteration is  $O(\sum_{v \in V} |N(v)|) = O(|E|)$ , as each node needs to inspect the embeddings of its neighbors once.

### 3.4 Hyperparameter Learning

There is one crucial issue remaining in the network embedding learning on the abstract graph  $G_a$  which is the configuration of hyperparameters in the random walk based algorithm, i.e., the number of random walks and the length of a random walk. A naive approach is to configure the hyperparameters with random values. However, this approach would severely degrade the performance of the network embedding algorithm. Alternatively, one might propose the solution that exploits the existing optimization techniques

[1], such as grid search, to tune the hyperparameters on the fly. Nevertheless, this approach would greatly increase the running time of the network embedding algorithm, as the optimization could be costly.

To cope with this issue, we utilize a preprocessing phase which trains a regression model that takes into account both the hyperparameters and the statistics of the abstract graphs. As such, given an abstract graph  $G_a$ , we are able to infer from the model the suitable hyperparameters for  $G_a$  with a slight cost, as explained shortly.

Table 1 shows the hybrid features for hyperparameter learning, which consists of two features from the category of hyperparameters and eight features from the category of graph statistics.

As illustrated in Figure 3, to generate the training data with the hybrid features, we first construct a set  $\mathcal{H}$  of hyperparameter combinations and a set  $\mathcal{S}$  of graph statistics for each abstract graph  $G_a$ . Specifically, we enumerate the possible values for each hyperparameter by heuristic to produce the set  $\mathcal{H}$ . Besides, to generate  $\mathcal{S}$ , we first exploit the random graph generation technique [15] to generate a set  $\mathcal{G}$  of random abstract graphs. And then, we utilize the graph mining tool, SNAP [16], to calculate the statistics of each graph in  $\mathcal{G}$ , which results in the set  $\mathcal{S}$ . After that, for each hyperparameter combination  $H \in \mathcal{H}$  and each graph statistics  $S \in \mathcal{S}$ , we concatenate  $H$  and  $S$  to generate one data point with the hybrid features. That is, the total number of data points will be  $|\mathcal{H}| \cdot |\mathcal{G}|$ . All data points with the hybrid features together form the hybrid matrix, denoted by  $X$ .

For each row in the hybrid matrix  $X$ , which is generated from a hyperparameter combination  $H$  and the statistics  $S$  of an abstract graph  $G_a$ , we compute the network embedding  $f_a$  on  $G_a$  with hyperparameters in  $H$ . Then, we evaluate  $f_a$  on Equation 1 with a slight modification where  $\theta$  is an Euclidean distance function and  $A_{v,u}$  is  $w(v,u)$  if  $(v,u) \in E_a$  otherwise 0. As such, for all the data points in  $X$ , we obtain a vector of the evaluation scores, denoted by  $Y$ .

Hence, our goal is to find a vector  $w$ , such that we have

$$X \cdot w^T = Y.$$

As a result, the objective is

$$\min_{w_1, w_2, \dots, w_\alpha} \sum_{1 \leq i \leq \beta} \left( \sum_{1 \leq j \leq \alpha} x_{ij} \cdot w_j - y_i \right)^2$$

where  $\alpha$  is the number of dimensions of  $X$  and  $\beta$  is the number of data points in  $X$ . Solving the above formula by stochastic gradient descent, we are able to identify the vector  $w$  that largely approximates to the optimal solution.

**Table 2: Datasets.**

Dataset	Category	#Nodes	#Edges	#Labels
<i>Enron</i> <sup>1</sup>	email	36,692	183,831	0
<i>GRQC</i> <sup>2</sup>	collaboration	5,242	14,496	0
<i>Blog</i> <sup>3</sup>	social	10,312	333,983	39
<i>Wiki</i> <sup>4</sup>	word	4,777	184,812	40

Once obtained the regression model, i.e.,  $\mathbf{w}$ , we can compute a suitable configuration of hyperparameters for a given abstract graph  $G_a$  efficiently. To explain, we first produce the graph statistics  $S$  of  $G_a$  by utilizing SNAP. Then, we inspect each hyperparameter combination  $H \in \mathcal{H}$ , and generate a data point  $\mathbf{x}$  with the hybrid features by concatenating  $H$  and  $S$ . Hence, we can calculate the score of the data point  $\mathbf{x}$  as  $y = \mathbf{x} \cdot \mathbf{w}^T$ . In the end, we choose the hyperparameter combination  $H \in \mathcal{H}$  with the highest score. Note that, the time complexity of identifying the suitable hyperparameters is  $O(|\mathcal{H}|)$ .

## 4 EXPERIMENTAL EVALUATIONS

In this section, we demonstrate that the proposed graph partition based algorithm, dubbed as GPA, outperforms the state-of-the-art, i.e., HARP [6], as well as the randomized method, denoted by Random, on various datasets and over different tasks, such as link prediction and node classification. In particular, we apply the initialization techniques of GPA, HARP and Random to the widely-used network embedding algorithms, i.e., node2vec [10], DeepWalk [21], and LINE [23]. Note that, (i) the original versions of network embedding algorithms adopt Random as its initialization method, and (ii) for each algorithm, we set the embedding vector size  $d = 128$  and their other hyperparameters as the recommended ones in all experiments.

Our algorithms are implemented in Scala and C++, and all experiments are conducted on a machine with 8 GB memory and an Intel Core i5 CPU (2.3 GHz), which is installed with the macOS. For each set of experiments, we perform each algorithm 10 times and report the average reading.

Following the previous work [10, 16], we evaluate the performance of the proposed algorithms against 4 datasets from various categories in our experiments, as shown in Table 2.

### 4.1 Evaluations on Link Prediction

In the first set of experiments, we evaluate the performance of network embedding with the initialization, provided by GPA, on the task of link prediction. Specifically, we compare GPA against HARP and Random on the graphs: Enron, GRQC, Blog, and Wiki.

To generate the testing and training sets for the task of link prediction on each graph  $G = (V, E)$ , we first randomly select  $\lceil \alpha|E| \rceil$  number of edges from  $E$ , denoted by  $E_s$ , where  $0 < \alpha < 1$ . Then, we remove  $E_s$  from  $E$ , resulting in the residual set  $E_r$  of edges, i.e.,  $E_r = E \setminus E_s$ . After that, we compute the largest connected component  $C$  of the graph induced on the edges in  $E_r$ . Finally, we

produce the training set consisting of the edges in  $E_r$  whose nodes are in  $C$ , and generate the testing set that contains two parts: (i) The positive samples, i.e., the set of the edges of  $E_s$  whose nodes are both in  $C$ , and (ii) the negative samples, i.e., the set of random pairs of nodes  $u$  and  $v$  in  $C$  where  $(u, v)$  is not an edge in  $E$ . Note that, in the experiments, we set  $\alpha = 10\%$  and the size of testing set as  $2|E_s|$ , i.e., the number of positive samples equals the number of negative samples. Additionally, due to practical considerations, for each node  $v$  appearing in  $E_s$ , the number of positive samples incident to  $v$  should be equal to the number of negative samples incident to  $v$ .

For each graph  $G = (V, E)$ , we compute the embedding of each node in  $V$  by running the network embedding with the initialization techniques on the training set, and then calculate the similarity of all pairs of nodes in the testing set. For each node  $v$ , we predict the top  $t$  nodes that are the most similar to  $v$ , where  $t$  is the number of positive samples incident to  $v$  in  $E_s$ . We adopt two kinds of similarity measures: Cosine similarity and Euclidean similarity. Given two vectors  $\mathbf{x}$  and  $\mathbf{y}$  of the same length, the Cosine similarity of  $\mathbf{x}$  and  $\mathbf{y}$  is  $\frac{\mathbf{x} \cdot \mathbf{y}}{\|\mathbf{x}\| \|\mathbf{y}\|}$ , and the Euclidean similarity of them is  $\|\mathbf{x} - \mathbf{y}\|$ . In the end, we calculate the accuracy as the fraction of positive samples in the most similar  $|E_s|$  pairs of nodes in the testing set.

Table 3 shows the accuracy of node2vec, DeepWalk, and LINE with the initialization techniques, i.e., GPA, HARP, and Random, for link prediction by Cosine similarity and Euclidean similarity on the datasets Enron, GRQC, Blog, and Wiki respectively. As we can see, GPA outperforms HARP on all datasets and in terms of both similarity measures, and the results of HARP is slightly better than the ones of Random. In particular, on the Enron dataset using the Euclidean similarity, GPA is better than HARP on LINE by 7.8%, on node2vec by 2.6%, and on DeepWalk by 2.5%. This is due to that GPA exploits several effective strategies that overcome the shortage of HARP and lead to a better initialization for the network embedding algorithms.

### 4.2 Evaluations on Node Classification

In node classification, we evaluate the performance of GPA, HARP and Random on the datasets, i.e., Blog and Wiki, whose nodes are associated with labels. We run the embedding algorithm with the initialization techniques on each graph to obtain the embedding of nodes, which are then input to a multi-class logistic regression classifier utilizing one-vs-rest technique and L2 regularization. We randomly split the set of nodes equally to generate the training and testing sets respectively. Following the previous work [10], we measure the performance of GPA, HARP, and Random in micro-F1 score and macro-F1 score.

Table 4 presents the micro-F1 score and macro-F1 score of all the algorithms on the datasets Blog and Wiki. Observe that GPA consistently outperforms HARP in all settings, and HARP is slightly better than Random. In particular, regarding the method of LINE, the relative performance gain on Blog of GPA compared to HARP is 8.76% in micro-F1 score and 2.62% in macro-F1 score. Besides, on Wiki, DeepWalk with GPA gives us 4.41% gain in micro-F1 score and 2.46% gain in macro-F1 score. This again demonstrates the superiority of our graph partition based approach that provides effective initialization for network embedding.

<sup>1</sup><http://www.cs.cmu.edu/~enron>

<sup>2</sup><http://snap.stanford.edu/data/ca-GrQc.html>

<sup>3</sup><http://socialcomputing.asu.edu/datasets/BlogCatalog>

<sup>4</sup>[www.mattmahoney.net/dc/textdata](http://www.mattmahoney.net/dc/textdata)

**Table 3: Precisions in the task of link prediction evaluated by Cosine similarity and Euclidean similarity.**

Algorithm	Initialization	Cosine Similarity				Euclidean Similarity			
		Enron	GRQC	Blog	Wiki	Enron	GRQC	Blog	Wiki
node2vec	GPA	<b>0.9579</b>	<b>0.9933</b>	<b>0.9816</b>	<b>0.9325</b>	<b>0.9665</b>	<b>0.9947</b>	<b>0.9887</b>	<b>0.9438</b>
	HARP	0.9209	0.9621	0.9708	0.9210	0.9418	0.9846	0.9618	0.9258
	Random	0.9136	0.9533	0.9631	0.9117	0.9309	0.9817	0.9587	0.9217
DeepWalk	GPA	<b>0.9702</b>	<b>0.9937</b>	<b>0.9820</b>	<b>0.9315</b>	<b>0.9691</b>	<b>0.9958</b>	<b>0.9879</b>	<b>0.9411</b>
	HARP	0.9352	0.9625	0.9717	0.9178	0.9449	0.9842	0.9658	0.9354
	Random	0.9218	0.9430	0.9535	0.9024	0.9355	0.9764	0.9517	0.9276
LINE	GPA	<b>0.7849</b>	<b>0.9852</b>	<b>0.9436</b>	<b>0.8175</b>	<b>0.5790</b>	<b>0.9665</b>	<b>0.9274</b>	<b>0.8356</b>
	HARP	0.7484	0.9526	0.9298	0.7849	0.5372	0.9471	0.9016	0.8126
	Random	0.7414	0.9411	0.9127	0.7658	0.5237	0.9392	0.8836	0.8028

**Table 4: F1 scores in the task of node classification.**

Algorithm	Initialization	Micro-F1 score		Macro-F1 score	
		Blog	Wiki	Blog	Wiki
node2vec	GPA	<b>0.3174</b>	<b>0.6310</b>	<b>0.2395</b>	<b>0.5830</b>
	HARP	0.3028	0.6192	0.2281	0.5631
	Random	0.2916	0.6033	0.2195	0.5587
DeepWalk	GPA	<b>0.3399</b>	<b>0.6295</b>	<b>0.2563</b>	<b>0.5616</b>
	HARP	0.3191	0.6029	0.2387	0.5481
	Random	0.3106	0.5967	0.2315	0.5380
LINE	GPA	<b>0.3070</b>	<b>0.4987</b>	<b>0.2082</b>	<b>0.4282</b>
	HARP	0.2823	0.4798	0.2029	0.4165
	Random	0.2799	0.4687	0.1982	0.4091

### 4.3 Evaluations on Efficiency

In this experiment, we evaluate the efficiency of GPA by comparing with HARP on all datasets. Figure 4 reports the running time of GPA and HARP that take as input the whole graph in each dataset. GPA is much faster than HARP on all datasets with at least 20% performance gain. In particular, GPA reduces the running time by 33.33% compared to HARP on the Enron dataset. This is because HARP computes the initial embedding of each node in a hierarchical manner that requires several iterations of computation, while GPA reduces the input graph to the abstract graph of size  $\lceil \sqrt{n} \rceil$  whose embeddings are then propagated among the nodes in the input graph with a linear cost, where  $n$  is the number of nodes in the input graph.

## 5 RELATED WORK

Network embedding or graph representation learning has been intensively studied in the literature (see [3, 5, 7, 9, 11, 29] and the references therein). Most of these approaches [10, 12, 21–23] exploit negative sampling or skip-gram models, which turn out to be the non-convex problem [6, 8] and usually solved by stochastic gradient descent (SGD). However, few of them takes into account the effect of the initial embedding of each node in the network that would dramatically impact the performance of the algorithms.

Besides HARP [6], introduced in Section 1, MILE [17] also adopts the hierarchical computing framework, almost the same as HARP, but differs from HARP in that it aims to compute the final network embedding for the input graph.

On the other hand, Mishkin et al. [20] discussed the importance of initialization in the training of deep neural networks. However, their approach does not consider the graph data, and can not be applied to network embedding. The other line of research on network embedding is for different problem setting or datasets [18, 25, 28], making them unsuitable for solving the problem of this paper.

## 6 CONCLUSIONS

In this paper, we studied the issue of initialization for network embedding that would significantly affect the performance of network embedding algorithms. To address this issue, we proposed the algorithm GPA that constructs the abstract graph sketching the input graph by well partitioning the input graph. We developed a weighted network embedding algorithm to compute the embedding of nodes in the abstract graph. After that, the network embedding of the abstract graph will be propagated among the nodes of the input graph, which leads to the initial embedding of the input graph. Besides, to make the weighted network embedding algorithm efficient, we devised a regression model to address the issue of hyperparameter tuning in the weighted network embedding algorithm. Finally, we demonstrated the effectiveness and efficiency of GPA against the state-of-the-arts on various datasets. In particular, GPA achieves the performance gains of up to 7.76% and 8.74% on link prediction and node classification respectively, and reduces the running time by at least 20%.

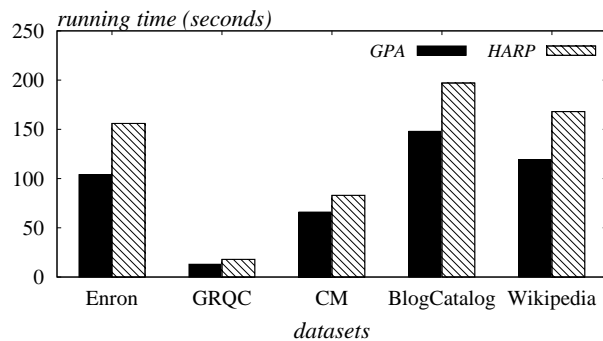


Figure 4: The running time of the initialization techniques.

## REFERENCES

- [1] James Bergstra, Rémi Bardenet, Yoshua Bengio, and Balázs Kégl. 2011. Algorithms for Hyper-Parameter Optimization. In *Advances in Neural Information Processing Systems 24: NIPS 2011, Granada, Spain*. 2546–2554.
- [2] Aydin Buluç, Henning Meyerhenke, Ilya Safro, Peter Sanders, and Christian Schulz. 2016. Recent Advances in Graph Partitioning. In *Algorithm Engineering - Selected Results and Surveys*. 117–158.
- [3] HongYun Cai, Vincent W. Zheng, and Kevin Chen-Chuan Chang. 2017. A Comprehensive Survey of Graph Embedding: Problems, Techniques and Applications. *CoRR abs/1709.07604* (2017). <http://arxiv.org/abs/1709.07604>
- [4] Shaosheng Cao, Wei Lu, and Qiongkai Xu. 2015. GraRep: Learning Graph Representations with Global Structural Information. In *Proceedings of the 24th ACM International Conference on Information and Knowledge Management, CIKM 2015, Melbourne, VIC, Australia, October 19 - 23, 2015*. 891–900.
- [5] Haochen Chen, Bryan Perozzi, Rami Al-Rfou, and Steven Skiena. 2018. A Tutorial on Network Embeddings. *CoRR abs/1808.02590* (2018).
- [6] Haochen Chen, Bryan Perozzi, Yifan Hu, and Steven Skiena. 2018. HARP: Hierarchical Representation Learning for Networks. In *Proceedings of the Thirty-Second AAAI Conference on Artificial Intelligence, New Orleans, USA, February 2-7, 2018*.
- [7] Peng Cui, Xiao Wang, Jian Pei, and Wenwu Zhu. 2017. A Survey on Network Embedding. *CoRR abs/1711.08752* (2017).
- [8] Yoav Goldberg and Omer Levy. 2014. word2vec Explained: deriving Mikolov et al.'s negative-sampling word-embedding method. *CoRR abs/1402.3722* (2014). [arXiv:1402.3722](http://arxiv.org/abs/1402.3722) <http://arxiv.org/abs/1402.3722>
- [9] Palash Goyal and Emilio Ferrara. 2018. Graph embedding techniques, applications, and performance: A survey. *Knowl.-Based Syst.* 151 (2018), 78–94.
- [10] Aditya Grover and Jure Leskovec. 2016. node2vec: Scalable Feature Learning for Networks. In *Proceedings of the 22nd ACM SIGKDD International Conference on Knowledge Discovery and Data Mining, San Francisco, CA, USA, August 13-17, 2016*. 855–864.
- [11] William L. Hamilton, Rex Ying, and Jure Leskovec. 2017. Representation Learning on Graphs: Methods and Applications. *IEEE Data Eng. Bull.* 40, 3 (2017), 52–74.
- [12] William L. Hamilton, Zitao Ying, and Jure Leskovec. 2017. Inductive Representation Learning on Large Graphs. In *Advances in Neural Information Processing Systems 30: NIPS 2017, Long Beach, CA, USA*. 1025–1035.
- [13] George Karypis and Vipin Kumar. 1995. Analysis of Multilevel Graph Partitioning. In *Proceedings Supercomputing, San Diego, CA, USA, December 4-8, 1995*. 29.
- [14] George Karypis and Vipin Kumar. 1998. A Fast and High Quality Multilevel Scheme for Partitioning Irregular Graphs. *SIAM J. Scientific Computing* 20, 1 (1998), 359–392.
- [15] Jure Leskovec, Deepayan Chakrabarti, Jon M. Kleinberg, and Christos Faloutsos. 2005. Realistic, Mathematically Tractable Graph Generation and Evolution, Using Kronecker Multiplication. In *Knowledge Discovery in Databases: PKDD 2005, Porto, Portugal, October 3-7, 2005, Proceedings*. 133–145.
- [16] Jure Leskovec and Rok Sosič. 2016. SNAP: A General-Purpose Network Analysis and Graph-Mining Library. *ACM Transactions on Intelligent Systems and Technology (TIST)* 8, 1 (2016), 1.
- [17] Jiongqian Liang, Saket Gururkar, and Srinivasan Parthasarathy. 2018. MILE: A Multi-Level Framework for Scalable Graph Embedding. *CoRR abs/1802.09612* (2018).
- [18] Yao Ma, Zhaochun Ren, Ziheng Jiang, Jiliang Tang, and Dawei Yin. 2018. Multi-Dimensional Network Embedding with Hierarchical Structure. In *Proceedings of the Eleventh ACM International Conference on Web Search and Data Mining, WSDM 2018, Marina Del Rey, CA, USA, February 5-9, 2018*. 387–395.
- [19] Tomas Mikolov, Ilya Sutskever, Kai Chen, Gregory S. Corrado, and Jeffrey Dean. 2013. Distributed Representations of Words and Phrases and their Compositionality. In *Advances in Neural Information Processing Systems 26: NIPS 2013, Nevada, United States*. 3111–3119.
- [20] Dmytro Mishkin and Jiri Matas. 2015. All you need is a good init. *CoRR abs/1511.06422* (2015). [arXiv:1511.06422](http://arxiv.org/abs/1511.06422) <http://arxiv.org/abs/1511.06422>
- [21] Bryan Perozzi, Rami Al-Rfou, and Steven Skiena. 2014. DeepWalk: online learning of social representations. In *The 20th ACM SIGKDD International Conference on Knowledge Discovery and Data Mining, KDD '14, New York, NY, USA - August 24 - 27, 2014*. 701–710.
- [22] Jiezhong Qiu, Yuxiao Dong, Hao Ma, Jian Li, Kuansan Wang, and Jie Tang. 2018. Network Embedding as Matrix Factorization: Unifying DeepWalk, LINE, PTE, and node2vec. In *Proceedings of the Eleventh ACM International Conference on Web Search and Data Mining, WSDM 2018, Marina Del Rey, CA, USA, February 5-9, 2018*. 459–467.
- [23] Jian Tang, Meng Qu, Mingzhe Wang, Ming Zhang, Jun Yan, and Qiaozhu Mei. 2015. LINE: Large-scale Information Network Embedding. In *Proceedings of the 24th International Conference on World Wide Web, WWW 2015, Florence, Italy, May 18-22, 2015*. 1067–1077.
- [24] Robert Endre Tarjan. 1974. A Note on Finding the Bridges of a Graph. *Inf. Process. Lett.* 2, 6 (1974), 160–161.
- [25] Ke Tu, Peng Cui, Xiao Wang, Fei Wang, and Wenwu Zhu. 2018. Structural Deep Embedding for Hyper-Networks. In *Proceedings of the Thirty-Second AAAI Conference on Artificial Intelligence, New Orleans, USA, February 2-7, 2018*.
- [26] Michael D. Vose. 1991. A Linear Algorithm For Generating Random Numbers With a Given Distribution. *IEEE Trans. Software Eng.* 17, 9 (1991), 972–975.
- [27] Daixin Wang, Peng Cui, and Wenwu Zhu. 2016. Structural Deep Network Embedding. In *Proceedings of the 22nd ACM SIGKDD International Conference on Knowledge Discovery and Data Mining, San Francisco, CA, USA, August 13-17, 2016*. 1225–1234.
- [28] Cheng Yang, Zhiyuan Liu, Deli Zhao, Maosong Sun, and Edward Y. Chang. 2015. Network Representation Learning with Rich Text Information. In *Proceedings of the Twenty-Fourth International Joint Conference on Artificial Intelligence, IJCAI 2015, Buenos Aires, Argentina, July 25-31, 2015*. 2111–2117.
- [29] Daokun Zhang, Jie Yin, Xingquan Zhu, and Chengqi Zhang. 2018. Network Representation Learning: A Survey. *CoRR abs/1801.05852* (2018).