

When a Dollar Makes a BWT

Sara Giuliani, Zsuzsanna Lipták*, Francesco Masillo, Romeo Rizzi

Department of Computer Science, University of Verona, Italy

Abstract

The Burrows-Wheeler-Transform (BWT) is a reversible string transformation which plays a central role in text compression and is fundamental in many modern bioinformatics applications. The BWT is a permutation of the characters, which is in general better compressible and allows to answer several different query types more efficiently than the original string.

It is easy to see that not every string is a BWT image, and exact characterizations of BWT images are known. We investigate a related combinatorial question. In many applications, a sentinel character \$ is added to mark the end of the string, and thus the BWT of a string ending with \$ contains exactly one \$-character. Given a string w , we ask in which positions, if any, the \$-character can be inserted to turn w into the BWT image of a word ending with \$. We show that this depends only on the standard permutation of w and present a $\mathcal{O}(n \log n)$ -time algorithm for identifying all such positions, improving on the naive quadratic time algorithm. We also give a combinatorial characterization of such positions and develop bounds on their number and value. This is an extended version of [Giuliani et al. ICTCS 2019].

Keywords: combinatorics on words, Burrows-Wheeler-Transform, permutations, splay trees, efficient algorithms

1. Introduction

The Burrows-Wheeler-Transform (BWT), introduced by Burrows and Wheeler in 1994 [4], is a reversible string transformation which is fundamental in string compression and is at the core of many of the most frequently used bioinformatics tools [27, 26, 25]. The BWT, a permutation of the characters of the original string, is particularly well compressible if the original string has many repeated substrings, thus making it highly relevant for natural language texts and for biological sequence data. This is due to what is sometimes referred to as *clustering effect* [38]: repeated substrings cause equal characters to be grouped together, resulting in longer runs of the same character than in the original string, and as a result, in higher compressibility.

Given a word (or string) v over a finite ordered alphabet, the BWT is a permutation of the characters of v , such that position i contains the last character of the i th ranked rotation of v , with respect to lexicographic order, among all rotations of v . For example, the BWT of the word **banana** is **nbaaa**, see Fig. 1 (left). A fundamental property of the BWT is that it is *reversible*: Given a

*Corresponding author

Email addresses: sara.giuliani_01@univr.it (Sara Giuliani), zsuzsanna.liptak@univr.it (Zsuzsanna Lipták), francesco.masillo@studenti.univr.it (Francesco Masillo), romeo.rizzi@univr.it (Romeo Rizzi)

rotations of banana		BWT	rotations of nanana		BWT	rotations of nanana\$		BWT
abanan	n		ananan	n	\$nanana	a		
anaban	n		ananan	n	a\$nanan	n		
ananab	b		ananan	n	ana\$nan	n		
banana	a		nanana	a	anana\$n	n		
nabana	a		nanana	a	na\$nana	a		
nanaba	a		nanana	a	nana\$na	a		
					nanana\$	\$		

Figure 1: BWT of the strings `banana`, `nanana` and `nanana$`.

BWT image w , a word v such that $\text{BWT}(v) = w$ can be found in linear time in the length of w , and v is unique up to rotation [4].

The BWT is defined for every word, even if not all of its rotations are distinct; this is the case, for example, with the word `nanana`, whose BWT is `nnnaaa`, see Fig. 1 (center). (Words for which all rotations are distinct are called *primitive*.) On the other hand, not every word is a BWT image, i.e. not every word is the BWT of some word. For example, `banana` is not the BWT of any word.

It can be decided algorithmically whether a given word w is a BWT image, by slightly modifying the above-mentioned reversal algorithm: if w is not a BWT image, then the algorithm terminates in $\mathcal{O}(n)$ time with an error message, where n is the length of w . Combinatorial characterizations of BWT images are also known [32, 28]: whether w is a BWT image, depends on the number and characteristics of the cycles of its *standard permutation* (see Sec. 2). In particular, w is the BWT image of a primitive word if and only if its standard permutation is cyclic. Moreover, a necessary condition is that the runlengths of w be co-prime [28].

Another fundamental result in this context concerns the inverse of the standard permutation: in [9] it was shown that a permutation π is the inverse of the standard permutation of the BWT of a primitive word if and only if π is cyclic and it has at most $|\Sigma| - 1$ descents. This result is a special case of a more general theorem by Gessel and Reutenauer [17].

In many situations, it is convenient to append a sentinel character `$` to mark the end of the word v ; this sentinel character is defined to be lexicographically smaller than all characters from the given alphabet. For example, $\text{BWT}(\text{nanana}\$) = \text{annnaa}\$$, see Fig. 1 (right). Adding the sentinel character, among other things, has the effect that the lexicographic order of the rotations of the word equals the lexicographic order of its suffixes, in this way allowing the use of suffix sorting in BWT construction. Clearly, all rotations of $v\$$ are distinct, thus the inverse of the BWT becomes unique, due to the condition that the sentinel character must be at the end of the word. In other words, given a word w with exactly one occurrence of `$`, there exists at most one word v such that $w = \text{BWT}(v\$)$.

In this paper, we ask the following combinatorial question: Given a word w over alphabet Σ , in which positions, if any, can we insert the `$`-character such that the resulting word is the BWT image of some word $v\$$? We call such positions *nice*. Returning to our earlier examples: there are two nice positions for the word `annnaa`, namely 3 and 7: `an$nnaa` and `annnaa$` are BWT images. However, there is none for the word `banana`: in no position can `$` be inserted such that the resulting word becomes a BWT image.

We are interested both in characterizing nice positions for a given word w , and in computing them. Note that using the BWT reversal algorithm, these positions can be computed naively in $\mathcal{O}(n^2)$ time. Our results are as follows:

- we show that the question which positions are nice depends only on the standard permutation of w ;
- we present an $\mathcal{O}(n \log n)$ time algorithm to compute all nice positions of an n -length word w ; and
- we give a full combinatorial characterization of nice positions, via certain subsets which form what we call *pseudo-cycles* of the standard permutation of w .

1.1. Related work

The BWT has been subject of intense research in the last two decades, from compression [33, 15, 22, 21], algorithmic [10, 11, 34], and combinatorial [18, 37, 13] points of view (mentioning just a tiny selection from the recent literature). It has also been extended in several ways. One of these, the extended BWT, generalizes the BWT to a multiset of strings [30, 31, 3], with successful applications to several bioinformatics problems [31, 8, 35]. A very recent development is the introduction of Wheeler graphs [16], a generalization of a fundamental underlying property of the BWT to data other than strings.

There has been much recent work on inferring strings from different data structures built on strings (sometimes called reverse engineering), and/or just deciding whether such a string exists, given the data structure itself. For instance, this question has been studied for directed acyclic word graphs (DAWGs) and suffix arrays [1], prefix tables [6], LCP-arrays [23], Lyndon arrays [12], and suffix trees [20, 42, 5]. A number of papers study which permutations are suffix arrays of some string [19, 39, 24], giving a full characterization in terms of the standard permutation.

The analogous question for BWT images was answered fully in [32] for strings over binary alphabets, and in [28] for strings over general alphabets. In [28], the authors also asked the question which strings can be "blown up" to become a BWT: Given the runs (blocks of equal characters) in w , when does a BWT image exist whose runs follow the same order, but each run can be of the same length or longer than the corresponding one in w ? The authors fully characterize such strings, showing that the non-existence of a global ascent in w is a necessary and sufficient condition.

Another work treating a related question to ours is [29], where the authors ask and partially answer the question of which strings are fixpoints of the BWT. Finally, a topic that has received considerable interest are words whose BWT has as few runs as possible: in [40, 36], words with so-called *simple* BWTs were studied, i.e. words whose BWT has the form $a_k^{n_k} a_{k-1}^{n_{k-1}} \cdots a_1^{n_1}$, over an alphabet $\Sigma = \{a_1 < a_2 < \dots < a_k\}$. The authors of [14] give a full characterization of words with *fully clustering* BWTs, i.e. of words whose BWT has the same number of runs as there are distinct characters, but not necessarily in decreasing order.

Overview

The paper is organized as follows. In Section 2 we provide the necessary background and terminology. Next we present our algorithm for computing all nice positions of a string w (Section 3). In Section 4, we give a complete characterization of nice positions, followed in Section 5 by some bounds

on the number and value of nice positions of a word. In Section 6 we give some experimental results. We close with a discussion and outlook in Section 7. Additional examples, extensive statistics, and further technical details are contained in the Appendix.

2. Basics

In this section we give the necessary terminology and notation.

2.1. Words

Let Σ be a finite ordered alphabet. A *word* (or *string*) over Σ is a finite sequence of elements from Σ (also called *characters*). We write words as $w = w_1 \cdots w_n$, with w_i the i th character, and $|w| = n$ its *length*. Note that we index words from 1. The *empty string* is the only string of length 0 and is denoted ε . The set of all words over Σ is denoted Σ^* . The concatenation $w = uv$ of two words u, v is defined by $w = u_1 \cdots u_{|u|} v_1 \cdots v_{|v|}$. Let $w = uxv$, with u, x, v possibly empty. Then u is called a *prefix*, x a *factor* (or *substring*), and v a *suffix* of w . A factor (prefix, suffix) u of w is called *proper* if $u \neq w$. For a word u and an integer $k \geq 1$, $u^k = u \cdots u$ denotes the k -fold concatenation of u . A word w is called a *primitive* if $w = u^k$ implies $k = 1$. A *run* in a word w is a maximal substring of the form a^k for some $a \in \Sigma$, and a *runlength* is the length of such a maximal substring.

Two words w, w' are called *conjugates* if there exist words u, v , possibly empty, such that $w = uv$ and $w' = vu$. Conjugacy is an equivalence relation, and the set of all words which are conjugates of w constitute w 's *conjugacy class*. Given a word $w = w_1 \cdots w_n$, the i 'th *rotation* of w is $w_i \cdots w_n w_1 \cdots w_{i-1}$. Clearly, two words are conjugates if and only if one is a rotation of the other.

The set of all words over Σ is totally ordered by the *lexicographic order*: Let $v, w \in \Sigma^*$, then $v \leq_{\text{lex}} w$ if v is a prefix of w , or there exists an index j s.t. for all $i < j$, $v_i = w_i$, and $v_j < w_j$ according to the order on Σ . A word w of length n is called *Lyndon* if it is lexicographically strictly smaller than all of its conjugates $v \neq w$.

In the context of string data structures, it is often necessary to mark the end of words in a special way. To this end, let $\$ \notin \Sigma$ be a new character, called *sentinel*, and set $\$ < a$ for all $a \in \Sigma$. Let $\Sigma_{\* denote the set of all words over Σ with an additional $\$$ at the end. The mapping $w \mapsto w\$$ is a bijection from Σ^* to $\Sigma_{\* . Clearly, every word in $\Sigma_{\* is primitive.

2.2. Permutations

Let n be a positive integer. A *permutation* is a bijection from $\{1, 2, \dots, n\}$ to itself. Permutations are often written using the two-line notation $\begin{pmatrix} 1 & 2 & \dots & n \\ \pi(1) & \pi(2) & \dots & \pi(n) \end{pmatrix}$. A *cycle* in a permutation π is a minimal subset $C \subseteq \{1, \dots, n\}$ with the property that $\pi(C) = C$. A cycle of length 1 is called a *fixpoint*, and one of length 2 a *transposition*. Every permutation can be decomposed uniquely into disjoint cycles, giving rise to the *cycle representation* of a permutation π , i.e. as a composition of the cycles in the cycle decomposition of π . For example, $\pi = \begin{pmatrix} 1 & 2 & 3 & 4 & 5 & 6 \\ 4 & 2 & 5 & 6 & 3 & 1 \end{pmatrix} = (146)(2)(35)$. Permutations whose cycle decomposition consists of just one cycle are called *cyclic*.

A fundamental theorem about permutations says that every permutation π can be written as a product (composition) of transpositions, and that the number of any sequence of transpositions whose product is π is either always even or always odd: this is called the *parity* of the permutation. The *sign* $\text{sgn}(\pi)$ of a permutation π is defined as 1 if π is even, and as (-1) if it is odd; equivalently, $\text{sgn}(\pi) = (-1)^m$, where $\pi = \prod_{i=1}^m \tau_i$ for some transpositions τ_i .

The sign of a cycle of m elements is $(-1)^{m-1}$, since any cycle $C = (x_1, \dots, x_m)$ can be written as $C = (x_1, x_2)(x_2, x_3) \cdots (x_{m-1}, x_m)$, i.e. C is the product of $m - 1$ transpositions. Moreover, if $\pi = \prod_{i=1}^c C_i$ is the cycle decomposition of permutation π of $\{1, \dots, n\}$, then $\text{sgn}(\pi) = \prod_{i=1}^c \text{sgn}(C_i) = (-1)^{n-c}$. For more details on permutations, see [2].

For a finite set of positive integers X we denote by $\min X = \min\{x \mid x \in X\}$, $\max X = \max\{x \mid x \in X\}$, and for $y \in \mathbb{Z}$, $X + y = \{x + y \mid x \in X\}$.

Finally, given a word w , the *standard permutation* of w , denoted σ_w , is the permutation defined by: $\sigma_w(i) < \sigma_w(j)$ if and only if either $w_i < w_j$, or $w_i = w_j$ and $i < j$. For example, the standard permutation of **banana** is $\begin{pmatrix} 1 & 2 & 3 & 4 & 5 & 6 \\ 4 & 1 & 5 & 2 & 6 & 3 \end{pmatrix}$.

2.3. Burrows-Wheeler-Transform

It is easiest to define the Burrows-Wheeler-Transform (BWT) [4] via a construction: Let $v \in \Sigma^*$ with $|v| = n > 0$, and let M be an $n \times n$ -matrix containing as rows all n rotations of v (not necessarily distinct) in lexicographic order (see Fig. 1). Then $w = \text{BWT}(v)$ is the last column of M . If v is primitive, then this is equivalent to saying that $w = w_1 \cdots w_n$ such that w_i equals the last character of the j th rotation of v , where the j th rotation has rank i among all rotations of v w.r.t. lexicographic order.

Linear-time construction algorithms of the BWT are well-known [38], and the BWT is *reversible*: Given a word w which is the BWT of some word v , v can be recovered from $w = \text{BWT}(v)$, uniquely up to its conjugacy class, again in linear time.

We briefly recap the algorithm for the case where w is the BWT of a primitive word v , since this is the case we will need in the following. The algorithm is based on the following insights about the matrix M : (1) the last character in each row is the one *preceding* the first character in the same row, (2) since the rows are rotations of the same word, every character in the last column occurs also in the first column, (3) the first column lists the characters of v in lexicographical order, and (4) the i th occurrence of character c in the last column of M corresponds to the i th occurrence of character c in the first column, more precisely: If j and k are the positions of the i th c in the last and first columns respectively, and the j th row of matrix M is $x_1 \cdots x_{n-1} x_n$, then the k th row is $x_n x_1 \cdots x_{n-1}$. This last property can be used to define a mapping from the last to the first column, called *LF-mapping* [4], which assigns to each position j the corresponding position k in the first column—this is, in fact, the standard permutation of the last column. Now, given w which is the BWT of a word, such a word v can be reconstructed, from last character to first, via iteratively applying the standard permutation σ_w , and noting that $w_{\sigma_w(i)}$ is the character preceding w_i in v . In other words, $w_1 = v_n$ and $w_{\sigma_w^i(1)} = v_{n-i}$ for $1 \leq i \leq n - 1$.

2.4. Problem statement and first results

Let $w \in \Sigma^*$, $w = w_1 \cdots w_n$ and $1 \leq i \leq n + 1$. We denote by $\text{dol}(w, i)$ the $(n + 1)$ -length word $w_1 \cdots w_{i-1} \$ w_i \cdots w_n$, i.e. the word which results from inserting $\$$ into w in position i . Whenever w is clear from the context, we denote by σ_i the standard permutation of $\text{dol}(w, i)$.

Definition 1. Let $w \in \Sigma^*$, $|w| = n$ and let $1 \leq i \leq n + 1$. We call position i nice if $\text{dol}(w, i) \in \text{BWT}(\Sigma_\$^*)$, i.e. if there exists a word $v \in \Sigma^*$, $|v| = n$, such that $\text{BWT}(v\$) = \text{dol}(w, i)$.

We can now state the problem we treat in this paper:

Dollar-BWT Problem: Given a word $w \in \Sigma^*$, $|w| = n$, compute all nice positions of w .

The following statement was proved for binary alphabets in [32], and stated in generalized form for larger alphabets in [28]:

Theorem 1 (Mantaci et al., 2003 [32], Likhomanov and Shur, 2011 [28]). *For a string $v \in \Sigma^*$, $BWT(v) = a_1^c \cdots a_m^c$ for some $c \geq 1$, if and only if $v = u^c$ with $BWT(u) = a_1 \cdots a_m$.*

From this the authors of [28] obtain the following beautiful result:

Theorem 2 (Likhomanov and Shur, 2011 [28]). *A word $w \in \Sigma^*$ is a BWT image if and only if the number of cycles of σ_w equals the greatest common divisor of the runlengths of w .*

In the following, we will need the explicit form of the standard permutation of BWT images.

Corollary 1. *If w is the BWT of a word $v \in \Sigma^*$ then σ_w has the following form, where $c \geq 1$ and $m = n/c$:*

$$\sigma_w = (1, e_1, \dots, e_m)(2, e_1 + 1, \dots, e_m + 1) \dots (c, e_1 + c - 1, \dots, e_m + c - 1). \quad (1)$$

Moreover, for $c = 1$, it holds that w is the BWT of a primitive word if and only if σ_w is cyclic.

Proof. Let c be the greatest common divisor of the runlengths of w . By Thm. 1, there exists a primitive word u s.t. $v = u^c$. If $c = 1$, then, by Thm. 2, σ_w is cyclic, as claimed. Otherwise, let $1 \leq i \leq |w|$ and $i - 1 = kc + r$, with $0 \leq r < c$ be the unique decomposition of $i - 1$ modulo c . It follows from the definition of the standard permutation that

$$\sigma_w(i) = \sigma_w(kc + r + 1) = \sigma_w(kc + 1) + r, \quad (2)$$

since $w_i = w_{i-1} = \dots = w_{kc+1}$, i.e. position i and position $kc + 1$ lie in the same run. But this implies that the standard permutation of w has the form (1), as claimed.

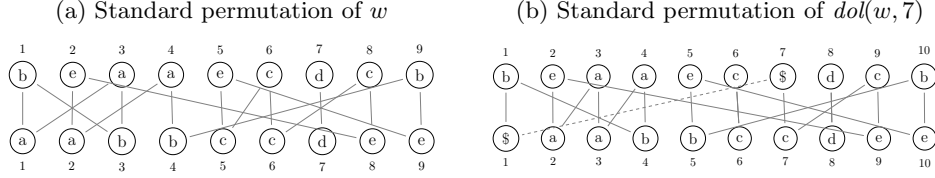
For $c = 1$, the reverse implication follows from applying the BWT reversal algorithm: if σ_w is cyclic, then the output is a word of length $|w|$. Note that this direction is not true for $c > 1$: e.g. $(1, 3)(2, 4)$ is the standard permutation of $bbaa$, but also of $cdab$, and the latter is not a BWT image. \square

Let $w \in \Sigma^*$. Since, for every i , the character $\$$ appears exactly once in $dol(w, i)$, from Thm. 2 we immediately get the following:

Corollary 2. *For $w \in \Sigma^n$ and $1 \leq i \leq n + 1$, i is nice if and only if σ_i is cyclic.*

We use a bipartite graph G_w to visualize the standard permutation of w (see Fig. 2). The top row corresponds to w , and the bottom row to the characters of w in alphabetical order. When w is a BWT, then this implies that the top row corresponds to the last column of matrix M , and the bottom row to the first. (This graph is therefore sometimes called BWT-graph.) Let us refer to the nodes in the top row as x_1, \dots, x_n and to those in the bottom row as y_1, \dots, y_n . Nodes x_i are labeled by character w_i , and nodes y_i are labeled by the characters of w in lexicographic order. We connect

Figure 2: Standard permutation for $w = \text{beaaecdcb}$ with $\sigma_w = \begin{pmatrix} 1 & 2 & 3 & 4 & 5 & 6 & 7 & 8 & 9 \\ 3 & 8 & 1 & 2 & 9 & 5 & 7 & 6 & 4 \end{pmatrix}$ and $\sigma_7 = \begin{pmatrix} 1 & 2 & 3 & 4 & 5 & 6 & 7 & 8 & 9 & 10 \\ 4 & 9 & 2 & 3 & 10 & 6 & 1 & 8 & 7 & 5 \end{pmatrix}$.



(x_i, y_j) if and only if $i = j$ or $j = \sigma_w(i)$. It is easy to see that the node set of any cycle S in G_w has the form $\{x_k, y_k \mid k \in \mathcal{I}\}$ for some $\mathcal{I} \subseteq \{1, \dots, n\}$, and that S is a cycle in G_w if and only if \mathcal{I} is a cycle in σ .

Now observe what happens when we insert a dollar into w in position i (see Fig. 2). For positions j which are smaller than i , their image is incremented by one; i is mapped to 1; and positions j to the right of i , both j and its image $\sigma(j)$ are shifted to the right by one. Formally:

Lemma 1. *Let $w \in \Sigma^n$, $1 \leq i \leq n + 1$, σ_w the standard permutation of w , and σ_i the standard permutation of $\text{dol}(w, i)$. Then*

$$\sigma_i(j) = \begin{cases} \sigma_w(j) + 1 & \text{if } j < i, \\ 1 & \text{if } j = i, \text{ and} \\ \sigma_w(j - 1) + 1 & \text{if } j > i. \end{cases}$$

Proof. Immediate from the definition. □

3. Algorithm

Given a word w , it is easy to compute all nice positions of w , by inserting $\$$ in each position i and running the BWT reversal algorithm, in a total of $\mathcal{O}(n^2)$ time. Here we present an $\mathcal{O}(n \log n)$ time algorithm for the problem.

The underlying idea is that, if we know σ_i , the standard permutation of $\text{dol}(w, i)$, then it is not too difficult to compute σ_{i+1} .

Lemma 2. *Let $w \in \Sigma^n$, and $1 \leq i \leq n$. Then*

1. $\sigma_1(1) = 1$ and for $i > 1$, $\sigma_1(i) = \sigma_w(i - 1) + 1$, and
2. $\sigma_{i+1} = (1, \sigma_i(i + 1)) \cdot \sigma_i$.

In particular, the standard permutation σ_{i+1} is the result of applying a single transposition to σ_i .

Proof. Part 1. follows by applying Lemma 1 to $i = 1$. For Part 2., first notice that for all $j \neq i, i + 1$, we have $\sigma_i(j) = \sigma_{i+1}(j)$, by Lemma 1. This is true because j is either smaller than both i and $i + 1$, or larger than both i and $i + 1$. In the first case, i.e. if $j < i$, then $\sigma_i(j) = \sigma_w(j) + 1 = \sigma_{i+1}(j)$. In the second case, i.e. if $j > i + 1$, then $\sigma_i(j) = \sigma_w(j - 1) + 1 = \sigma_{i+1}(j)$. Finally $\sigma_i(i) = 1 = \sigma_{i+1}(i + 1)$, and $\sigma_i(i + 1) = \sigma_w(i) + 1 = \sigma_{i+1}(i)$, again by Lemma 1. □

As we show next, applying a transposition to a permutation has either the effect of splitting a cycle, or that of merging two cycles.

Lemma 3. Let $\pi = C_1 \cdots C_k$ be the cycle decomposition of the permutation π , $x \neq y$, and $\pi' = (\pi(x), \pi(y)) \cdot \pi$.

1. If x and y are in the same cycle C_i , then this cycle is split into two. In particular, let $C_i = (c_1, c_2, \dots, c_j, \dots, c_m)$, with $c_m = x$ and $c_j = y$.
Then $\pi' = (c_1, c_2, \dots, c_{j-1}, y)(c_{j+1} \cdots c_{m-1}, x) \prod_{\ell \neq i} C_\ell$.
2. If x and y are in different cycles C_i and C_j , then these two cycles are merged. In particular, let $C_i = (c_1, c_2, \dots, c_m)$, with $c_m = x$, and $C_j = (c'_1, c'_2, \dots, c'_r)$, with $c'_r = y$, then $\pi' = (c_1, \dots, c_{m-1}, x, c'_1, \dots, c'_{r-1}, y) \prod_{\ell \neq i, j} C_\ell$.

Proof. Let $\tau = (\pi(x), \pi(y))$. First note that $\pi'(z) = \tau(\pi(z)) = \pi(z)$ for all $z \neq x, y$. Case 1: $\pi'(x) = \tau(\pi(x)) = \pi(y) = c_{j+1}$ and $\pi'(y) = \tau(\pi(y)) = \pi(x) = c_1$, which proves the claim. Case 2: follows analogously. \square

See Example 1 for an example.

3.1. High-level description of the algorithm

The algorithm first computes the standard permutation $\sigma = \sigma_w$ of w and initializes a counter c with the number of cycles of σ . It then computes σ_1 according to Lemma 2, part 1. It increments counter c by 1 for $i = 1$, since 1 is always a fixpoint of σ_1 . Then the algorithm iteratively computes the new permutation σ_{i+1} , updating c in each iteration. By Lemma 3, c either increases or decreases by 1 in every iteration: it increases if $i + 1$ is in the same cycle as i , and it decreases if it is in a different cycle. Whenever c equals 1, the algorithm reports the current value i . See Algorithm 1 for the pseudocode and Example 1 for an example.

Example 1. Let $w = \text{accbcbcbab}$. We report $\sigma = \sigma_w$, followed by σ_i for $i = 1, \dots, 11$, both in two-line and cyclic representations. Changes from one permutation to the next are highlighted in red (bold grey in the black-and-white print version), and cyclic σ_i , i.e. nice positions i , are marked with a box. On the right, we note whether a merge or a split has taken place. By Lemma 3, this depends on whether i and $i + 1$ are in distinct cycles or in the same cycle. In the last column, we report the number of cycles of σ_i .

$$w = \text{accbcbcbab} \quad \sigma = \left(\begin{array}{cccccccc} 1 & 2 & 3 & 4 & 5 & 6 & 7 & 8 & 9 & 10 \\ 1 & 6 & 7 & 8 & 3 & 9 & 10 & 4 & 2 & 5 \end{array} \right) = (1)(2, 6, 9)(3, 7, 10, 5)(4, 8)$$

Algorithm 1: FINDNICEPOSITIONS(w)

Given a word w , return a set \mathcal{I} of positions in which the \$-character can be inserted to turn w into a BWT image.

```
1  $n \leftarrow |w|$ 
2  $\sigma \leftarrow$  standard permutation of  $w$  // variant of counting sort
3  $c \leftarrow$  number of cycles of  $\sigma$ 
4  $\mathcal{I} \leftarrow \emptyset$ 
5 for  $i \leftarrow n + 1$  down to 2 do
6    $\sigma(i) \leftarrow \sigma(i - 1) + 1$  // compute  $\sigma_1$  from  $\sigma$ 
7    $\sigma(1) \leftarrow 1$ 
8    $c \leftarrow c + 1$  //  $\sigma_1$  has one more cycle than  $\sigma$ 
9   for  $i \leftarrow 1$  to  $n$  do
10     $C \leftarrow$  cycle of  $\sigma$  which contains 1 //  $C$  also contains  $i$ 
11    if  $i + 1 \in C$  then
12       $c \leftarrow c + 1$  // case split
13    else
14       $c \leftarrow c - 1$  // case merge
15     $\sigma \leftarrow \text{UPDATE}(\sigma, i)$  // now  $\sigma = \sigma_{i+1}$ 
16    if  $c = 1$  then
17       $\mathcal{I} \leftarrow \mathcal{I} \cup \{i + 1\}$ 
18 return  $\mathcal{I}$ 

19 procedure UPDATE( $\sigma, i$ ):
20    $\sigma(i) \leftarrow \sigma(i + 1)$  //  $\sigma(i) = 1$ 
21    $\sigma(i + 1) \leftarrow 1$ 
22   return  $\sigma$ 
```

	no. cycles
$\sigma_1 = \left(\begin{smallmatrix} 1 & 2 & 3 & 4 & 5 & 6 & 7 & 8 & 9 & 10 & 11 \\ 2 & 7 & 8 & 9 & 4 & 10 & 11 & 5 & 3 & 6 & \end{smallmatrix} \right) = (\mathbf{1})(\mathbf{2})(3, 7, 10)(4, 8, 11, 6)(5, 9)$	5 merge
$\sigma_2 = \left(\begin{smallmatrix} 1 & 2 & 3 & 4 & 5 & 6 & 7 & 8 & 9 & 10 & 11 \\ 2 & \mathbf{1} & 7 & 8 & 9 & 4 & 10 & 11 & 5 & 3 & 6 & \end{smallmatrix} \right) = (1, \mathbf{2})(\mathbf{3}, 7, 10)(4, 8, 11, 6)(5, 9)$	4 merge
$\sigma_3 = \left(\begin{smallmatrix} 1 & 2 & 3 & 4 & 5 & 6 & 7 & 8 & 9 & 10 & 11 \\ 2 & 7 & \mathbf{1} & 8 & 9 & 4 & 10 & 11 & 5 & 3 & 6 & \end{smallmatrix} \right) = (1, 2, 7, 10, \mathbf{3})(\mathbf{4}, 8, 11, 6)(5, 9)$	3 merge
$\sigma_4 = \left(\begin{smallmatrix} 1 & 2 & 3 & 4 & 5 & 6 & 7 & 8 & 9 & 10 & 11 \\ 2 & 7 & \mathbf{8} & \mathbf{1} & 9 & 4 & 10 & 11 & 5 & 3 & 6 & \end{smallmatrix} \right) = (1, 2, 7, 10, 3, 8, 11, 6, \mathbf{4})(\mathbf{5}, 9)$	2 merge
$\sigma_5 = \left(\begin{smallmatrix} 1 & 2 & 3 & 4 & 5 & 6 & 7 & 8 & 9 & 10 & 11 \\ 2 & 7 & 8 & \mathbf{9} & \mathbf{1} & 4 & 10 & 11 & 5 & 3 & 6 & \end{smallmatrix} \right) = (1, 2, 7, 10, 3, 8, 11, \mathbf{6}, 4, 9, \mathbf{5})$	1 split
$\sigma_6 = \left(\begin{smallmatrix} 1 & 2 & 3 & 4 & 5 & 6 & 7 & 8 & 9 & 10 & 11 \\ 2 & 7 & 8 & 9 & \mathbf{4} & \mathbf{1} & 10 & 11 & 5 & 3 & 6 & \end{smallmatrix} \right) = (1, 2, \mathbf{7}, 10, 3, 8, 11, \mathbf{6})(4, 9, 5)$	2 split
$\sigma_7 = \left(\begin{smallmatrix} 1 & 2 & 3 & 4 & 5 & 6 & 7 & 8 & 9 & 10 & 11 \\ 2 & 7 & 8 & 9 & 4 & \mathbf{10} & \mathbf{1} & 11 & 5 & 3 & 6 & \end{smallmatrix} \right) = (1, 2, \mathbf{7})(10, 3, \mathbf{8}, 11, 6)(4, 9, 5)$	3 merge
$\sigma_8 = \left(\begin{smallmatrix} 1 & 2 & 3 & 4 & 5 & 6 & 7 & 8 & 9 & 10 & 11 \\ 2 & 7 & 8 & 9 & 4 & 10 & \mathbf{11} & \mathbf{1} & 5 & 3 & 6 & \end{smallmatrix} \right) = (1, 2, 7, 11, 6, 10, 3, \mathbf{8})(4, \mathbf{9}, 5)$	2 merge
$\sigma_9 = \left(\begin{smallmatrix} 1 & 2 & 3 & 4 & 5 & 6 & 7 & 8 & 9 & 10 & 11 \\ 2 & 7 & 8 & 9 & 4 & 10 & 11 & \mathbf{5} & \mathbf{1} & 3 & 6 & \end{smallmatrix} \right) = (1, 2, 7, 11, 6, \mathbf{10}, 3, 8, 5, 4, \mathbf{9})$	1 split
$\sigma_{10} = \left(\begin{smallmatrix} 1 & 2 & 3 & 4 & 5 & 6 & 7 & 8 & 9 & 10 & 11 \\ 2 & 7 & 8 & 9 & 4 & 10 & 11 & 5 & \mathbf{3} & \mathbf{1} & 6 & \end{smallmatrix} \right) = (1, 2, 7, \mathbf{11}, 6, \mathbf{10})(3, 8, 5, 4, 9)$	2 split
$\sigma_{11} = \left(\begin{smallmatrix} 1 & 2 & 3 & 4 & 5 & 6 & 7 & 8 & 9 & 10 & 11 \\ 2 & 7 & 8 & 9 & 4 & 10 & 11 & 5 & 3 & \mathbf{6} & \mathbf{1} & \end{smallmatrix} \right) = (1, 2, 7, 11)(6, 10)(3, 8, 5, 4, 9)$	3

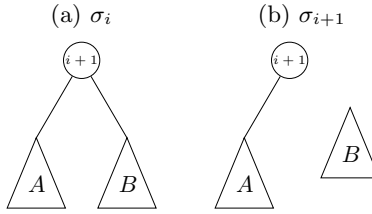
3.2. Implementation with splay trees

For the algorithm's implementation, we need an appropriate data structure for maintaining and updating the current permutation σ_i . Using an array to keep σ_i would allow us to update it in constant time in each step, but would not give us the possibility to efficiently decide whether $i+1 \in C$ in line 11. Thus we need a data structure to maintain the cycles of σ_i . The functionalities we seek are (a) decide whether two elements are in the same cycle, (b) split two cycles, (c) merge two cycles. The data structure we have chosen is a forest of splay trees [41]. This data structure supports the above operations in amortized $\mathcal{O}(\log n)$ time.

Splay trees are self-adjusting binary search trees. They are not necessarily balanced, but they have the property that at every update or access-operation, the element x accessed is moved to the root and the tree is adjusted in such a way as to reduce future access-time to nodes on the path from the root to x . The basic operation (moving a node to the root) is called *splaying* and consists of a series of the usual edge rotations in binary search trees. Which rotations are applied depends on the position of the node with respect to its parent and grandparent (the cases are referred to as *zig*, *zig-zig*, and *zig-zag*). Splay trees can implement the standard operations on binary search trees, such as *access*, *insert*, *delete*, *join*, *split* in amortized logarithmic time, in the total number of nodes involved. We refer the reader to the original article [41] for more details.

We will represent the current permutation σ_i as a forest of splay trees, where each tree corresponds to a cycle of σ_i . Let (c_1, c_2, \dots, c_k) be an arbitrary rotation of a cycle in σ_i . We consider the cycle as a ranked list of the elements from c_1 to c_k and assign to element c_j its position j as key. The trick is that we do not explicitly store j , but will only implicitly use the binary search tree property: namely, that the inorder traversal of the tree yields the elements stored in the nodes in the correct

Figure 3: The implementation of the split-step with splay trees.



order. To access elements, we store pointers to the corresponding nodes; each access is followed by splaying the node. This will allow us to implement the split- and merge-operations we defined on cycles, using only basic splay-tree operations.

We now explain how to update the data structure, i.e. how to go from σ_i to σ_{i+1} .

Recall that we have to split a cycle or merge two cycles, depending on whether $i + 1$ is in the same cycle as i (Lemma 3). In order to be able to check this, we maintain a pointer to the root of the first cycle. To check whether $i + 1$ is in the first cycle (the cycle containing i), we splay $i + 1$; if the root of the first cycle now has a parent, then the answer is YES, and $i + 1$ becomes the new root, otherwise the answer is NO.

If $i + 1$ is in the first cycle, then the first cycle has to be split after $i + 1$. Let the cycle have the form $(A, i + 1, B)$, with A, B sequences of numbers. (Recall that the first element of the first cycle is 1 and the last element is i .) The corresponding splay tree after splaying $i + 1$ is shown in Fig. 3, part (a). The *split* operation cuts the right subtree of $i + 1$, producing the two new trees in Fig. 3, part (b), with the resulting cycles $(A, i + 1)$ and (B) .

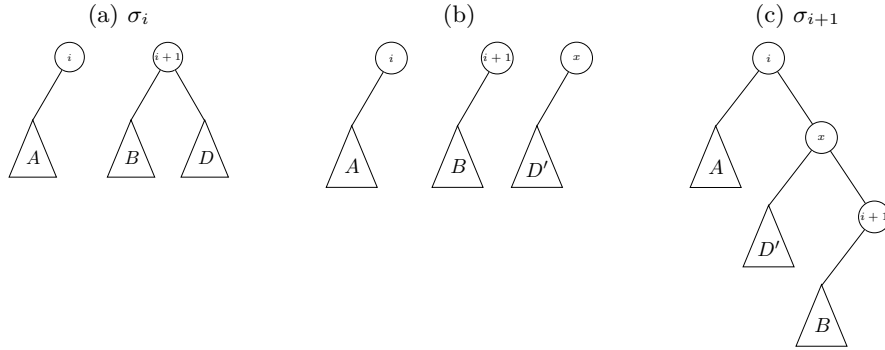
If $i + 1$ is in a different cycle, then these two cycles have to be merged, according to Lemma 3. Let the two cycles have the form (A, i) and $(B, i + 1, D)$, respectively, with A, B, D sequences of numbers, see Fig. 4, part (a). (Recall that the first element of A is necessarily 1.) The new cycle, at the end of the merge-operation, will then be $(A, i, D, B, i + 1)$. First we *split* the right subtree of $i + 1$ (which is already at the root), resulting in two trees, one representing $(B, i + 1)$ and the other, (D) . Let x be the rightmost element of D , and D' be D without its last element, i.e. $(D) = (D', x)$. Next we splay both i and x . Altogether, we now have three trees, each with its rightmost element at its root: one representing (A, i) , one $(B, i + 1)$, and one (D', x) , see Fig. 4, part (b). We now perform two *join* operations, joining the third tree as right child of i , and the second as right child of x . We thus get a complete tree representing $(A, i, D', x, B, i + 1) = (A, i, D, B, i + 1)$, as desired, see Fig. 4, part (c). We refer the reader to Fig. 7 (in the Appendix) for a full example.

3.3. Analysis

We now show that Algorithm 1 takes $\mathcal{O}(n \log n)$ time in the worst case.

Computing the standard permutation of w takes $\mathcal{O}(n)$ time (using a variant of Counting Sort [7], and noting that the alphabet of the string has cardinality at most n). The computation of σ_1 (lines 5 to 7) takes $\mathcal{O}(n)$ time. All steps in one iteration of the for-loop (lines 9 to 17) take constant time, except deciding whether $i + 1 \in C$ (line 11), and updating σ (line 15). For deciding whether $i + 1 \in C$, we *access* $i + 1$. If the answer is YES, we will have a split-step: this is a *split*-operation on the tree for C (Fig. 3). If the answer is NO, then we merge the two trees; the implementation of this consists in two *access*-, one *split*-, and two *join*-operations on the trees (Fig. 4).

Figure 4: The implementation of the merge-step with splay trees.



Therefore, in one iteration of the for-loop, we either have one *access* and one *split* operation (for a split-step), or two *access*-, one *split*-, and two *join*-operations (merge-step), thus in either case, at most five splay tree operations. There are n iterations of the for-loop, so at most $5n$ operations. Together with the initial insertion of the $n + 1$ nodes, we get a total of at most $6n + 1$ operations. We report the relevant theorem from [41]:

Theorem 3 (Balance Theorem with Updates, Thm. 6 in [41]). *A sequence of m arbitrary operations on a collection of initially empty splay trees takes $\mathcal{O}(m + \sum_{j=1}^m \log n_j)$ time, where n_j is the number of items in the tree or trees involved in operation j .*

For our algorithm, we have $m = \mathcal{O}(n)$ operations altogether, each involving no more than $n + 1$ nodes, thus Theorem 3 guarantees that the total time spent on the splay trees is $\mathcal{O}(n + n \log n)$. Adding to this the computation of σ_1 in $\mathcal{O}(n)$ time, and of the constant-time operations within the for-loop, we get altogether $\mathcal{O}(n \log n)$ time. Memory usage is $\mathcal{O}(n)$, since the forest of splay trees consists of $n + 1$ vertices in total. Summarizing, we have

Theorem 4. *Algorithm 1 runs in $\mathcal{O}(n \log n)$ time and uses $\mathcal{O}(n)$ space, for an input string of length n .*

4. Characterization

In this section we give a full characterization of nice positions. Our first result is that every BWT image has at least one nice position.

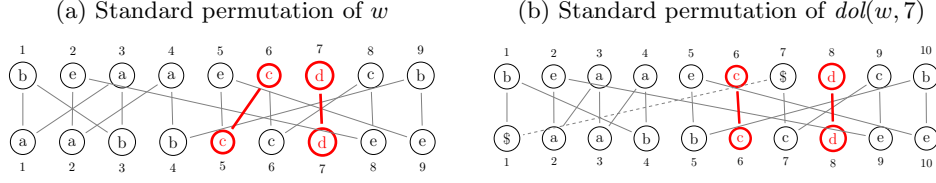
Theorem 5. *Let $w \in \text{BWT}(\Sigma^n)$, and c the number of cycles of σ_w . Then $c + 1$ is nice.*

Proof. By Corollary 1, σ_w has the form

$$\sigma_w = (1, e_1, \dots, e_m)(2, e_1 + 1, \dots, e_m + 1) \dots (c, e_1 + c - 1, \dots, e_m + c - 1).$$

By Lemma 1, $\sigma_{c+1}(c + 1) = 1$. Note that each cycle of σ_w has exactly one element which is smaller than $c + 1$, therefore for exactly one element j of each cycle, $\sigma_{c+1}(j) = \sigma_w(j) + 1$, again by Lemma 1. These elements are $\sigma_{c+1}(1) = e_1 + 1, \sigma_{c+1}(2) = e_1 + 2, \dots, \sigma_{c+1}(c) = e_1 + c$. For all other elements $j > c + 1$, it holds that $\sigma_{c+1}(j) = \sigma_w(j - 1) + 1$. In particular, $\sigma_{c+1}(e_1 + 1) = \sigma_w(e_1) + 1 =$

Figure 5: Standard permutation for $w = \text{beaaecdcb}$ with $\sigma_w = \begin{pmatrix} 1 & 2 & 3 & 4 & 5 & 6 & 7 & 8 & 9 \\ 3 & 8 & 1 & 2 & 9 & 5 & 7 & 6 & 4 \end{pmatrix}$ and $\sigma_7 = \begin{pmatrix} 1 & 2 & 3 & 4 & 5 & 6 & 7 & 8 & 9 & 10 \\ 4 & 9 & 2 & 3 & 10 & 6 & 1 & 8 & 7 & 5 \end{pmatrix}$. Red edges (bold grey in the black-and-white print version) become fixpoints in σ_7 .



$e_2 + 1, \sigma_{c+1}(e_2 + 1) = \sigma_w(e_2) + 1 = e_3 + 1, \dots, \sigma_{c+1}(e_i + c) = \sigma_w(e_i + c - 1) + 1 = e_{i+1} + c$. The resulting form of σ_{c+1} is thus

$$\sigma_{c+1} = (1, e_1 + 1, \dots, e_m + 1, 2, e_1 + 2, \dots, e_m + 2, \dots, c, e_1 + c, \dots, e_m + c, c + 1),$$

and is thus cyclic, and therefore, by Corollary 1, $c + 1$ is nice. □

Proposition 1. *Let $w = \text{BWT}(v\$)$ such that $w_2 = \$$, i.e. $\$$ is in the second position of w . Then v is Lyndon.*

Proof. Let $v' = v\$$. The smallest rotation of v' is $\$v$, since $\$$ is smaller than all other characters; while $v\$$ is the second smallest rotation, since $w_2 = \$$. Therefore, every proper suffix u of v is lexicographically strictly larger than v , implying that v is Lyndon. □

In order to see which positions are nice, we want to understand how cycles in σ_i are created. Recall our earlier example $w = \text{beaaecdcb}$ and $i = 7$ (see Fig. 5). Position 7 is not nice, since σ_7 has two fixpoints.

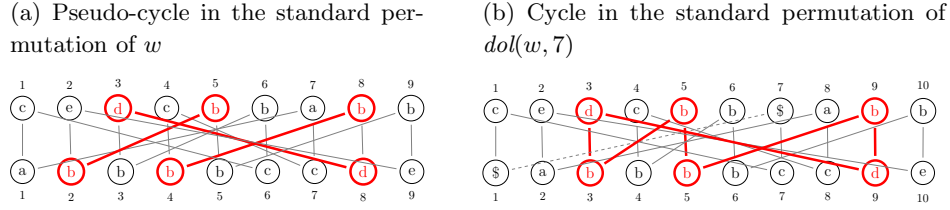
In general, if j is a fixpoint in σ_w and $i \leq j$, then $j + 1$ will be a fixpoint in σ_i . Similarly, if $\sigma(j) = j - 1$ and $j < i$, then j is a fixpoint in σ_i . These two cases are illustrated in Fig. 5, where 7 is a fixpoint in σ_w and $\sigma_w(6) = 5$, so the insertion of $\$$ in position $i = 7$ leads to the two fixpoints 6 and 8 in σ_7 . Therefore, position 7 is not nice.

Indeed, the previous observation can be generalized: if S is a cycle in σ_w , then no position $i \leq \min S$ is nice. Similarly, if S is such that $\sigma_w(S) = S - 1 = \{j - 1 \mid j \in S\}$, then no position $i > \max S$ is nice; in both cases, the insertion of $\$$ in such a position would turn S into a cycle. However, the situation can also be more complex, as is illustrated in Fig. 6. In Theorem 6 we will give a necessary and sufficient condition for creating a proper cycle by inserting a $\$$ in some position. First we need another definition.

Definition 2. *Given a permutation π of $\{1, \dots, n\}$, a pseudo-cycle w.r.t. π is a non-empty subset $S \subseteq \{1, \dots, n\}$ which can be partitioned into two subsets S_{left} and S_{right} , possibly empty, such that $S_{\text{left}} < S_{\text{right}}$, and $\pi(S) = (S_{\text{left}} - 1) \cup S_{\text{right}}$. Let $a = \max S_{\text{left}}$, and $a = 0$ if S_{left} is empty. Further, let $b = \min S_{\text{right}}$, and $b = n + 1$ if S_{right} is empty. The critical interval $R \subseteq \{1, 2, \dots, n + 1\}$ of the pseudo-cycle S is defined as $R = [a + 1, b]$.*

For example, in Fig. 6a, $S = \{3, 5, 8\}$ is a pseudo-cycle, with $S_{\text{left}} = \{3, 5\}$, $S_{\text{right}} = \{8\}$, and $R = \{6, 7, 8\}$. Note that every cycle C of a permutation is a pseudo-cycle, with $C = C_{\text{right}}$. In Fig. 2,

Figure 6: Standard permutation of $w = \text{cedcbbabb}$ with $\sigma = \begin{pmatrix} 1 & 2 & 3 & 4 & 5 & 6 & 7 & 8 & 9 \\ 6 & 9 & 8 & 7 & 2 & 3 & 1 & 4 & 5 \end{pmatrix}$ and of $\text{dol}(w, 7)$ with $\sigma_7 = \begin{pmatrix} 1 & 2 & 3 & 4 & 5 & 6 & 7 & 8 & 9 & 10 \\ 7 & 10 & 9 & 8 & 3 & 4 & 1 & 2 & 5 & 6 \end{pmatrix}$.



we highlighted two pseudo-cycles: $S_1 = \{6\}$, with critical interval $R_1 = \{7, 8, 9, 10\}$, and $S_2 = \{7\}$, with $R_2 = \{1, 2, 3, 4, 5, 6, 7\}$. The elements of the critical interval are exactly those positions i which turn S into one or more cycles, when the $\$$ is inserted in position i (see in Lemma 4). In particular, with $S = S_{\text{right}} = \{1, \dots, n\}$, we get that $i = 1$ is never nice. This is easy to see since, for every word w , 1 is a fixpoint in the standard permutation σ_1 of $\$w$.

Definition 3. Let $1 \leq i \leq n + 1$ and $S \subseteq \{1, 2, \dots, n\}$. We define

$$\begin{aligned} \text{shift}(S, i) &= \{x \mid x \in S \text{ and } x < i\} \cup \{x + 1 \mid x \in S \text{ and } x \geq i\}, \text{ and} \\ \text{unshift}(S, i) &= \{x \mid x \in S \text{ and } x < i\} \cup \{x - 1 \mid x \in S \text{ and } x > i\}. \end{aligned}$$

Lemma 4. Let $w \in \Sigma^*$ and $\sigma = \sigma_w$. Let $1 \leq i \leq n + 1$, and $U \subseteq \{1, 2, \dots, n + 1\} \setminus \{i\}$. Then U is a cycle in the permutation σ_i if and only if $S = \text{unshift}(U, i)$ is a pseudo-cycle w.r.t. σ , and i belongs to the critical interval of S .

Proof. Let $U_1 = \{x \in U \mid x < i\}$, $U_2 = \{x \in U \mid x > i\}$. Then $S = U_1 \cup (U_2 - 1)$. We have to show that U is a cycle if and only if S is a pseudo-cycle, with $S_{\text{left}} = U_1$ and $S_{\text{right}} = U_2 - 1$. Note that this implies that i is contained in the critical interval of S .

First let S be a pseudo-cycle with $S_{\text{left}} = U_1$ and $S_{\text{right}} = U_2 - 1$, and let $x \in U$. We have to show that $x \in \sigma_i(U)$, which implies the claim. If $x \in U_1$, then $x \in S_{\text{left}}$, and there is a $y \in S$ s.t. $\sigma(y) = x - 1$. If $y \in S_{\text{left}}$, then $y \in U_1$ and $\sigma_i(y) = x$ by Lemma 1, thus $x \in \sigma_i(U)$. Else $y \in S_{\text{right}}$, then $y + 1 \in U_2$ and $\sigma_i(y + 1) = x$, again by Lemma 1, and thus $x \in \sigma_i(U)$.

Now let $x \in U_2$. Then $x - 1 \in S_{\text{right}}$ and there is a $y \in S$ s.t. $\sigma(y) = x - 1$. If $y \in S_{\text{left}}$, then $y \in U_1$ and $x = \sigma(y) + 1 = \sigma_i(y)$ by Lemma 1, thus $x \in \sigma_i(U)$. Else $y \in S_{\text{right}}$, then $y + 1 \in U_2$ and $\sigma_i(y + 1) = x$, again by Lemma 1, and thus $x \in \sigma_i(U)$.

Conversely, let U be a cycle, set $S_{\text{left}} = U_1$ and $S_{\text{right}} = U_2 - 1$. Let $x \in S$. We will show that if $x \in S_{\text{left}}$, then $x - 1 \in \sigma(S)$, and if $x \in S_{\text{right}}$, then $x \in \sigma(S)$, proving that S is a pseudo-cycle. The claim follows with analogous arguments as above and noting that $\sigma(j) = \sigma_i(j) - 1$ if $j < i$, and $\sigma_i(j + 1) - 1$ if $j \geq i$.

□

Theorem 6. Let w be a word of length n over Σ , and $1 \leq i \leq n + 1$. Then i is nice if and only if there is no pseudo-cycle S w.r.t. the standard permutation $\sigma = \sigma_w$ whose critical interval contains i .

Proof.

“ \Rightarrow ”: We will assume that σ contains a pseudo-cycle with i in its critical interval, and show that then i is not nice. Let S be a pseudo-cycle w.r.t. σ , R its critical interval and $i \in R$. By Lemma 4, $\text{shift}(S, i)$ is a cycle in σ_i not containing i . Therefore, σ_i has at least two cycles, implying that $\text{dol}(w, i) \notin \text{BWT}(\Sigma_{\mathfrak{S}}^*)$.

“ \Leftarrow ”: For the converse, assume that i is not nice. Then σ_i contains at least two cycles, and thus it contains at least one cycle $C \subseteq \{1, 2, \dots, n+1\} \setminus \{i\}$. By Lemma 4, this implies that $\text{unshift}(C, i)$ is a pseudo-cycle in σ , and its critical interval contains i . \square

With Theorem 6, we can now prove the statements about our first example strings **banana** and **annnaa**. The word **banana** has the pseudo-cycles $S_1 = \{2\}$ with critical interval $R_1 = \{3, 4, 5, 6, 7\}$; and $S_2 = \{3, 5, 6\}$ with $R_2 = \{1, 2, 3\}$. Therefore, every position is contained in some critical interval. For the word **annnaa**, we have $S_1 = \{1\}$ with critical interval $R_1 = \{1\}$; $S_2 = \{2, 3, 4, 5, 6\}$ with $R_2 = \{1, 2\}$; $S_3 = \{3, 5\}$ with $R_3 = \{4, 5\}$; $S_4 = \{4, 6\}$ with $R_4 = \{5, 6\}$; and all other pseudo-cycles are unions of these. The two positions 3 and 7 are not contained in any critical interval, and are therefore nice. In fact, $\text{an}\$ \text{nnaa} = \text{BWT}(\text{ananna}\$)$, and $\text{annnaa}\$ = \text{BWT}(\text{nanana}\$)$.

5. Bounds on nice positions

In this section, we study the number of nice positions of a given string w . Recall that σ_i is the standard permutation of $\text{dol}(w, i)$.

Definition 4. For $w \in \Sigma^n$, let $h(w)$ denote the number of nice positions of w .

We will first show that all nice positions of a word w have the same parity.

Theorem 7. Let w be a word over Σ . Then either all nice positions are even, or all nice positions are odd. In particular, let c be the number of cycles in the standard permutation σ_w ; if c is even, then all nice positions are odd, and if c is odd, then all nice positions are even.

Proof. Let us assume that $i < j$ are both nice, thus σ_i and σ_j are cyclic. This implies that $\text{sgn}(\sigma_i) = (-1)^n = \text{sgn}(\sigma_j)$, since both cycles consist of $n+1$ elements. By Lemma 2, $\sigma_{i+1} = \tau_i \cdot \sigma_i$, where $\tau_i = (1, \sigma_i(i+1))$. Thus $\sigma_j = \tau_{j-1} \cdots \tau_i \cdot \sigma_i$, so $\text{sgn}(\sigma_j) = (-1)^{j-i} \text{sgn}(\sigma_i)$, and therefore $\text{sgn}(\sigma_j) = \text{sgn}(\sigma_i)$ if and only if $j-i$ is even.

Given a cycle $C = (x_1, \dots, x_m)$, let $C' = (x_1+1, \dots, x_m+1)$. Now let $\sigma_w = \prod_{j=1}^c C_j$ be the cycle decomposition of σ_w . By Lemma 2, $\sigma_1 = (1) \prod_{j=1}^c C'_j$. Therefore, $\text{sgn}(\sigma_1) = (-1)^{n+1-(c+1)} = (-1)^{n-c}$. On the other hand, again by Lemma 2, $\sigma_i = \tau_{i-1} \cdots \tau_1 \cdot \sigma_1$, thus $\text{sgn}(\sigma_i) = (-1)^{n-c+i-1}$. But this equals $(-1)^n$ if and only if c and i have different parity. \square

Corollary 3. Let $w \in \Sigma^n$. Then $h(w) \leq \lfloor \frac{n+1}{2} \rfloor$.

Proof. Follows from Thm. 7 and the fact that σ_1 is not nice. \square

Given the cycle decomposition of $\sigma_w = \prod_{j=1}^c C_j$, let ℓ_j denote the minimum element of C_j , and $L = \max_{j=1, \dots, c} \ell_j$.

Proposition 2. If i is nice, then $i \geq L+1$. In particular, $i \geq c+1$, where c is the number of cycles of σ_w .

Proof. Note that every cycle C_j is a pseudo-cycle, where $S_{\text{left}} = \emptyset$ and $S_{\text{right}} = C_j$, with critical interval $[1, \ell_j]$. Therefore, by Thm. 6, no $i \leq L$ can be nice. The second claim follows since $L \geq \ell_c \geq c$. \square

Corollary 4. *Let $w \in \Sigma^n$. Then $h(w) \leq \lceil \frac{n-L+1}{2} \rceil$.*

Proof. Follows from Thm. 7 and Prop. 2. \square

We next derive some properties of nice positions from Algorithm 1.

Proposition 3. *Let c_i be the number of cycles of σ_i . If j is nice and $j > i$, then $j \geq i + c_i - 1$.*

Proof. The permutation σ_j is computed from σ_i by $j - i$ iterations of the for-loop of Algorithm 1 (lines 9-17), each of which either results in incrementing (split) or decrementing (merge) the number of cycles. Therefore, at least $c_i - 1$ steps are needed to arrive at a cyclic permutation. (Since $c_1 = c + 1$, this implies in particular that for every nice position j , $j \geq c + 1$, as already seen in Prop. 2.) \square

Definition 5. *Let C be a cycle of σ_i . We call C a bad cycle w.r.t. i if $i \notin [\min C, \max C]$.*

Example 1 (continued from p. 8). *The cycle (5, 9) is a bad cycle w.r.t. 4, and (3, 8, 5, 4, 9) is a bad cycle w.r.t. 10.*

Proposition 4. *If C is a bad cycle w.r.t. i , then*

- *if $i < \min C$, then no $j \leq i$ is nice,*
- *if $i > \max C$, then no $j \geq i$ is nice.*

Proof. Let $i < \min C$. Then i is not nice, since σ_i has at least two cycles. Now let $j < i$, thus $\sigma_i = \tau_{i-1} \dots \tau_j \cdot \sigma_j$, where $\tau_k = (1, \sigma_k(k+1))$. Since $j \leq i < \min C$, it follows that each τ_k is disjoint from C , and since C is a cycle of σ_i , therefore it is also a cycle of σ_j . Since $[\min C, \max C] \neq \{1, \dots, n+1\}$, this implies that j is not nice.

Analogously, if $i > \max C$, this implies that all σ_j for $j \geq i$ have C as a cycle, implying that j is not nice. \square

Definition 6. *Let $\sigma_w = \prod_{j=1}^c C_j$ be the cycle decomposition of σ_w and $\ell_j = \min C_j$ for $j = 1, \dots, c$, where the cycles are in increasing order w.r.t. their minima, i.e. $\ell_1 < \dots < \ell_c$. We call a pair $(\ell_j, \ell_j + 1)$ bad pair if $j < c$ and $\ell_j + 1 \in C_j$.*

Example 3. *Given the permutation (1)(2, 6, 3, 7, 9, 4)(5, 8, 10) with 3 cycles, the pair (2, 3) in the second cycle is a bad pair, and it is the only bad pair.*

Proposition 5. *Let b be the number of bad pairs in σ_w . If i is a nice position of w , then $i \geq 2b + c$.*

Proof. We will count the number of iterations of the for-loop (lines 9-17) of Algorithm 1 before arriving at a cyclic permutation. Let us refer to the iterations as either merge- or split-steps. As we saw before, we need at least c merge-steps, since σ_1 has $c + 1$ cycles. It should be also clear that every additional split-step will necessitate a further merge-step. Therefore it suffices to show that every bad pair results in a distinct split-step.

Let $(\ell_j, \ell_j + 1)$ be a bad pair. By Lemma 1, $\sigma_1 = (1) \prod C'_j$, where $\min C'_j = \ell_j + 1$. Therefore, C'_j is a bad cycle w.r.t. ℓ_j , and thus is present in all σ_i for $i \leq \ell_j$. Since $\ell_j \notin C'_j$, step ℓ_j is a merge-step. Now $\ell_j + 2$ is still in C'_j , so step $\ell_j + 1$ is a split-step. \square

Example 3 (continued). *The permutation $(1)(2, 6, 3, 7, 9, 4)(5, 8, 10)$ is the standard permutation of the word `abbababbaa`. There are two nice positions, 6 and 8, both greater or equal $5 = 2 + 3 = 2b + c$.*

We summarize:

Theorem 8. *Let w be a word over Σ and $\sigma_w = \prod_{j=1}^c C_j$ the cycle decomposition of its standard permutation σ_w .*

1. *If i is nice, then $i \geq \max\{L + 1, 2b + c\}$, where $L = \max_j \min C_j$, and b is the number of bad pairs in σ_w .*
2. *Let c_i be the number of cycles of σ_i . If j is nice, then $j \geq i + c_i - 1$. Moreover, if σ_i has a bad cycle C s.t. $i > \max C$, then no $j \geq i$ is nice.*

Part 1. of Theorem 8 can be used for heuristics to speed up the algorithm: Compute $i_0 = \max\{L + 1, 2b + c\}$, and start the algorithm with σ_{i_0} instead of σ_1 . Since L, c, b can be computed in linear time by once scanning σ_w , and σ_{i_0} can be computed in linear time, the total running time of the algorithm is still $\mathcal{O}(n \log n)$ in the worst case, but could be often faster in practice.

Part 2. cannot be immediately turned into an algorithm improvement, because our current implementation does not allow extracting minima and maxima from cycles.

6. Experimental result

We implemented Algorithm FINDNICEPOSITIONS (Algorithm 1) in Java (version 11). In the following, we give some examples (Sec. 6.1), followed by some statistics on the number of nice positions (Sec. 6.2).

6.1. Examples

We list all words over $\Sigma = \{\mathbf{a}, \mathbf{b}\}$ of length 2, 3, 4, and 5 (Tables 1 to 4). For each word w (first column), we give the lexicographically smallest v such that $\text{BWT}(v) = w$, if such a v exists, and a dash otherwise (second column); the standard permutation $\sigma = \sigma_w$ (third column); and the number $h(w)$ of nice positions for w (fourth column). For each word w with $h(w) > 0$, we also list every $dol(w, i)$ with i nice, giving the analogous information and specifying i in the last (fifth) column.

In Table 5, the same information is shown about some longer strings over alphabets of size 2 and 3, ordered by string length ($n = 10, 13, 15, 18$). We chose these strings in order to give examples of many different cases, as we detail next.

w	v	σ	$h(w)$	i
aa	$(a)^2$	(1)(2)	1	
aa\$	aa\$	(1, 2, 3)		3
ab	-	(1)(2)	1	
ab\$	ba\$	(1, 2, 3)		3

w	v	σ	$h(w)$	i
ba	ab	(1, 2)	1	
b\$a	ab\$	(1, 2, 3)		2
bb	$(b)^2$	(1)(2)	1	
bb\$	bb\$	(1, 2, 3)		3

Table 1: All strings w of length 2 over a binary alphabet. See text for details.

w	v	σ	$h(w)$	i
aaa	$(a)^3$	(1)(2)(3)	1	
aaa\$	aaa\$	(1, 2, 3, 4)		4
aab	-	(1)(2)(3)	1	
aab\$	baa\$	(1, 2, 3, 4)		4
aba	-	(1)(2, 3)	1	
ab\$a	aba\$	(1, 2, 4, 3)		3
abb	-	(1)(2)(3)	1	
abb\$	bba\$	(1, 2, 3, 4)		4

w	v	σ	$h(w)$	i
baa	aab	(1, 3, 2)	1	
b\$a\$a	aab\$	(1, 4, 3, 2)		2
bab	-	(1, 2)(3)	0	
bba	abb	(1, 2, 3)	1	
b\$ba	abb\$	(1, 3, 4, 2)		2
bba\$	bab\$	(1, 3, 2, 4)		4
bbb	$(b)^3$	(1)(2)(3)	1	
bbb\$	bbb\$	(1, 2, 3, 4)		4

Table 2: All strings w of length 3 over a binary alphabet. See text for details.

Among the words listed in Table 5, there are words which are BWTs of primitive words (strings 1, 7, 8, 12, 13, 20, 21, 22). Some of these have the maximum number of nice positions according to their length, recall Corollary 3 (strings 7, 12, 20); two words have only one nice position (8, 13); string 1 is an example that shows that, once a position is nice, not necessarily all following positions with the same parity are also nice. Similarly, string 21 shows that there are no further nice positions after position 12 due to a bad cycle with respect to 13 containing only elements strictly smaller than 13.

We further included BWTs of powers of a primitive words (strings 2, 14, 15, 23, 24, 25), but only one of these has the maximum possible number of nice positions (string 2).

Finally, Table 5 also contains strings that are not the BWT of any other word (strings 3, 4, 5, 6, 9, 10, 11, 16, 17, 18, 19). Three of these have no nice positions (strings 6, 11, 19). Sometimes the parity of the number of cycles equals the parity of the smallest element of the last cycle (strings 3, 4, 5, 16, 18, 19), but this does not always happen (strings 6, 17).

w	v	σ	$h(w)$	i
aaaa	(a) ⁴	(1)(2)(3)(4)	1	
aaaa\$	aaaa\$	(1, 2, 3, 4, 5)		5
aaab	-	(1)(2)(3)(4)	1	
aaab\$	baaa\$	(1, 2, 3, 4, 5)		5
aaba	-	(1)(2)(3, 4)	1	
aab\$a	abaa\$	(1, 2, 3, 5, 4)		4
aabb	-	(1)(2)(3)(4)	1	
aabb\$	bbaa\$	(1, 2, 3, 4, 5)		5
abaa	-	(1)(2, 4, 3)	1	
ab\$a	aaba\$	(1, 2, 5, 4, 3)		3
abab	-	(1)(2, 3)(4)	0	
abba	-	(1)(2, 3, 4)	2	
ab\$ba	abba\$	(1, 2, 4, 5, 3)		3
abba\$	baba\$	(1, 2, 4, 3, 5)		5
abbb	-	(1)(2)(3)(4)	1	
abbb\$	bbba\$	(1, 2, 3, 4, 5)		5

w	v	σ	$h(w)$	i
baaa	aaab	(1, 4, 3, 2)	1	
b\$aaa	aaab\$	(1, 5, 4, 3, 2)		2
baab	-	(1, 3, 2)(4)	0	
baba	aabb	(1, 3, 4, 2)	1	
b\$aba	aabb\$	(1, 4, 5, 3, 2)		2
babb	-	(1, 2)(3)(4)	0	
bbaa	(ab) ²	(1, 3)(2, 4)	2	
bb\$aa	abab\$	(1, 4, 2, 5, 3)		3
bbaa\$	baab\$	(1, 4, 3, 2, 5)		5
bbab	-	(1, 2, 3)(4)	1	
bbab\$	bbab\$	(1, 3, 2, 4, 5)		5
bbba	abbb	(1, 2, 3, 4)	2	
b\$bba	abbb\$	(1, 3, 4, 5, 2)		2
bbb\$a	babb\$	(1, 3, 5, 2, 4)		4
bbbb	(b) ⁴	(1)(2)(3)(4)	1	
bbbb\$	bbbb\$	(1, 2, 3, 4, 5)		5

Table 3: All strings w of length 4 over a binary alphabet. See text for details.

w	v	σ	$h(w)$	i
aaaaa	(a) ⁵	(1)(2)(3)(4)(5)	1	
aaaaa\$	aaaaa\$	(1, 2, 3, 4, 5, 6)		6
aaaab	-	(1)(2)(3)(4)(5)	1	
aaaab\$	baaaa\$	(1, 2, 3, 4, 5, 6)		6
aaaba	-	(1)(2)(3)(4, 5)	1	
aaab\$a	abaaa\$	(1, 2, 3, 4, 6, 5)		5
aaabb	-	(1)(2)(3)(4)(5)	1	
aaabb\$	bbaaa\$	(1, 2, 3, 4, 5, 6)		6
aabaa	-	(1)(2)(3, 5, 4)	1	
aab\$a	aabaa\$	(1, 2, 3, 6, 5, 4)		4
aabab	-	(1)(2)(3, 4)(5)	0	
aabba	-	(1)(2)(3, 4, 5)	2	
aab\$ba	abbaa\$	(1, 2, 3, 5, 6, 4)		4
aabba\$	babaa\$	(1, 2, 3, 5, 4, 6)		6
aabbb	-	(1)(2)(3)(4)(5)	1	
aabbb\$	bbbba\$	(1, 2, 3, 4, 5, 6)		6
abaaa	-	(1)(2, 5, 4, 3)	1	
ab\$a	aaaba\$	(1, 2, 6, 5, 4, 3)		3
abaab	-	(1)(2, 4, 3)(5)	0	
ababa	-	(1)(2, 4, 5, 3)	1	
ab\$aba	aabba\$	(1, 2, 5, 6, 4, 3)		3
ababb	-	(1)(2, 3)(4)(5)	0	
abbaa	-	(1)(2, 4)(3, 5)	2	
abb\$a	ababa\$	(1, 2, 5, 3, 6, 4)		4
abbaa\$	baaba\$	(1, 2, 5, 4, 3, 6)		6
abbab	-	(1)(2, 3, 4)(5)	1	
abbab\$	bbaba\$	(1, 2, 4, 3, 5, 6)		6
abbba	-	(1)(2, 3, 4, 5)	2	
ab\$bba	abbba\$	(1, 2, 4, 5, 6, 3)		3
abbba\$	babba\$	(1, 2, 4, 6, 3, 5)		5
abbbb	-	(1)(2)(3)(4)(5)	1	
abbbb\$	bbbba\$	(1, 2, 3, 4, 5, 6)		6

w	v	σ	$h(w)$	i
baaaa	aaaab	(1, 5, 4, 3, 2)	1	
b\$aaaa	aaaab\$	(1, 6, 5, 4, 3, 2)		2
baaab	-	(1, 4, 3, 2)(5)	0	
baaba	aaabb	(1, 4, 5, 3, 2)	1	
b\$aaaba	aaabb\$	(1, 5, 6, 4, 3, 2)		2
baabb	-	(1, 3, 2)(4)(5)	0	
babaa	-	(1, 4, 2)(3, 5)	0	
babab	-	(1, 3, 4, 2)(5)	0	
babba	aabbb	(1, 3, 4, 5, 3)	1	
b\$abba	aabbb\$	(1, 4, 5, 6, 3, 2)		2
babbb	-	(1, 2)(3)(4)(5)	0	
bbaaa	aabab	(1, 4, 2, 5, 3)	3	
b\$baaa	aabab\$	(1, 5, 3, 6, 4, 2)		2
bb\$a	abaab\$	(1, 5, 3, 2, 6, 4)		4
bbaaa\$	baaab\$	(1, 5, 4, 3, 2, 6)		6
bbaab	-	(1, 3)(2, 4)(5)	1	
bbaab\$	bbaab\$	(1, 4, 3, 2, 5, 6)		6
bbaba	-	(1, 3)(2, 4, 5)	2	
bb\$aba	abbab\$	(1, 4, 2, 5, 6, 3)		3
bbab\$a	baabbb\$	(1, 4, 6, 3, 2, 5)		5
bbabb	-	(1, 2, 3)(4)(5)	1	
bbabb\$	bbbab\$	(1, 3, 2, 4, 5, 6)		6
bbbba	ababb	(1, 3, 5, 2, 4)	2	
b\$bbba	ababb\$	(1, 4, 6, 3, 5, 2)		2
bbbba\$	babab\$	(1, 4, 2, 5, 3, 6)		6
bbbab	-	(1, 2, 3, 4)(5)	0	
bbbba	abbbb	(1, 2, 3, 4, 5)	3	
b\$bbba	abbbb\$	(1, 3, 4, 5, 6, 2)		2
bbb\$ba	abbbb\$	(1, 3, 5, 6, 2, 4)		4
bbbba\$	bbabb\$	(1, 3, 5, 2, 4, 6)		6
bbbbb	(b) ⁵	(1)(2)(3)(4)(5)	1	
bbbbb\$	bbbbb\$	(1, 2, 3, 4, 5, 6)		6

Table 4: All strings w of length 5 over a binary alphabet. See text for details.

	w	v	σ	c	nice positions	$h(w)$
1	bcacbaaacb	aabccacabb	(1, 5, 6, 2, 8, 4, 9, 10, 7, 3)	1	2, 4, 8, 10	4
2	ccaaaaabb	(aaabc) ²	(1, 9, 7, 5, 3)(2, 10, 8, 6, 4)	2	3, 5, 7, 9, 11	5
3	cbcaaacaba	-	(1, 8, 4)(2, 6, 3, 9, 7, 10, 5)	2	3, 7, 11	3
4	accbcbaaaa	-	(1)(2, 8, 3, 9, 4, 6, 7)(5, 10)	3	6, 8, 10	3
5	ccaabcaac	-	(1, 7, 9, 5, 3)(2, 8, 4)(6)(10)	4	11	1
6	bacbacacab	-	(1, 5, 2)(3, 8, 10, 7)(4, 6, 9)	3	-	0
7	bbaabbbbbbbba	aabbbbbbbbab	(1, 4, 2, 5, 6, 7, 8, 9, 10, 11, 12, 13, 3)	1	2,4,6,8,10,12,14	7
8	babbbbabbbba	aabbabbbbbbb	(1, 4, 6, 8, 9, 10, 11, 12, 13, 3, 5, 7, 2)	1	2	1
9	abbabbbbabba	-	(1)(2, 5, 7, 9, 11, 12, 13, 4)(3, 6, 8, 10)	3	4,8,10	3
10	abbaaaaaaaaa	-	(1)(2, 12, 10, 8, 6, 4)(3, 13, 11, 9, 7, 5)	3	4,6,8,10,12,14	6
11	babbaaabaaba	-	(1, 9, 5, 2)(3, 10, 6)(4, 11, 7)(8, 12, 13)	4	-	0
12	bbaaaabbbbbbbba	aaabbbbbbbbaab	(1, 6, 4, 2, 7, 8, 9, 10, 11, 12, 13, 14, 15, 5, 3)	1	2,4,6,8,10,12,14,16	8
13	bababababbbba	aaabaabbbbbabb	(1, 7, 10, 5, 9, 11, 12, 13, 14, 15, 6, 3, 8, 4, 2)	1	2	1
14	bbbaaaaaaaaaaaa	(aaaab) ³	(1, 13, 10, 7, 4)(2, 14, 11, 8, 5)(3, 15, 12, 9, 6)	3	4,6,10,12,16	5
15	bbbbbaaaaaaaaaa	(aab) ⁵	(1, 11, 6)(2, 12, 7)(3, 13, 8)(4, 14, 9)(5, 15, 10)	5	6,8,10,14,16	5
16	bbaababaaabbbab	-	(1, 8, 4, 2, 9, 5, 10, 6, 3)(7, 11, 12, 13, 14)(15)	3	16	1
17	bbaababaaabbbaa	-	(1, 9, 5, 11, 13, 15, 8, 4, 2, 10, 6, 3)(7, 12, 14)	2	9,11,15	3
18	bbabaabaaabbaaa	-	(1, 10, 6, 3)(2, 11, 14, 8, 4, 12, 15, 9, 5)(7, 13)	3	10,12,14,16	4
19	babbabbababaaab	-	(1, 8, 3, 9, 13, 6, 11, 14, 7, 12, 5, 2)(4, 10)(15)	3	-	0
20	bbaababbbababaaaa	aaababbababbaab	(1, 10, 4, 2, 11, 16, 7, 13, 5, 12, 17, 8, 14, 18, 9, 15, 6, 3)	1	2,4,6,8,10,12,14,16,18	9
21	bbaaaaaabbabbbba	aaaaabbbbbbaaabb	(1, 10, 12, 8, 6, 4, 2, 11, 13, 14, 15, 16, 17, 18, 9, 7, 5, 3)	1	2,4,6,8,10,12	6
22	bbbaaabaaabaaababa	aaabaabaaababbbab	(1, 12, 7, 15, 17, 18, 11, 16, 10, 6, 3, 14, 9, 5, 2, 13, 8, 4)	1	2,6,18	3
23	bbaaaabbbbaabbbbaa	(aaababbb) ²	(1, 9, 13, 15, 17, 7, 11, 5, 3)(2, 10, 14, 16, 18, 8, 12, 6, 4)	2	3,5,7,9,11	5
24	bbbaaabbbbbbaaaaaa	(aababb) ³	(1, 10, 16, 7, 13, 4)(2, 11, 17, 8, 14, 5)(3, 12, 18, 9, 15, 6)	3	4,6,10,12	4
25	bbbbbbbbbbbbbaaaaaa	(abb) ⁶	(1, 7, 13)(2, 8, 14)(3, 9, 15)(4, 10, 16)(5, 11, 17)(6, 12, 18)	6	7,9,11,13,17,19	6

Table 5: Some examples of words over alphabets of size 2 and 3; of length 10, 13, 15 18. (See text for more details.)

6.2. Statistics

In Tables 6 and 7, we present statistics on the number of nice positions $h(w)$. Table 6 contains the statistics for a binary alphabet and $n = 19, 20$. We give the statistics for all $n = 3, \dots, 20$ in the Appendix (Table 8). Analogously, Table 7 contains the same information for a ternary alphabet and $n = 19, 20$, while, in the Appendix, statistics for all $n = 3, \dots, 20$ are shown (Table 9).

For fixed n , we give the absolute number of strings of length n with k nice positions (column 3), as well as the corresponding percentage (column 4). Percentages have been rounded to the next integer, where we write ‘< 0.5’ for percentages x such that $0 < x < 0.5\%$. In columns 5 and 6, we give those strings with k nice positions which are not BWT images, in absolute and percentage numbers; in columns 7 and 8, the same for BWT images. The last two columns contain a subdivision of column 7: the number of BWT images with k nice positions which are BWTs of a primitive word (column 9) and of powers of primitive words (column 10).

$ \Sigma = 2$	$h(w)$	all	%	noBWTs	%	BWTs	%	BWTs of	
								prim	pow
$n = 19$	0	335796	64	335796	68	0	0	0	0
	1	75616	14	60878	12	14738	53	14736	2
	2	22341	4	21347	4	994	4	994	0
	3	26820	5	24874	5	1946	7	1946	0
	4	25222	5	22776	5	2446	9	2446	0
	5	18916	4	16298	3	2618	9	2618	0
	6	11791	2	9520	2	2271	8	2271	0
	7	5428	1	3950	1	1478	5	1478	0
	8	1932	< 0.5	1131	< 0.5	801	3	801	0
	9	396	< 0.5	122	< 0.5	274	1	274	0
	10	30	< 0.5	0	0	30	< 0.5	30	0
	total	524288	100	496692	100	27596	100	27594	2
$n = 20$	0	679618	65	679618	68	0	0	0	0
	1	144564	14	116554	12	28010	53	28008	2
	2	44031	4	42048	4	1983	4	1983	0
	3	52254	5	48274	5	3980	8	3971	9
	4	48598	5	43639	4	4959	9	4950	9
	5	37512	4	32411	3	5101	10	5084	17
	6	24195	2	20011	2	4184	8	4159	25
	7	11780	1	9185	1	2595	5	2564	31
	8	4718	< 0.5	3471	< 0.5	1247	2	1234	13
	9	1198	< 0.5	809	< 0.5	389	1	385	4
	10	108	< 0.5	68	< 0.5	40	< 0.5	39	1
	total	1048576	100	996088	100	52488	100	52377	111

Table 6: Statistics of words of length 19 and 20 over a binary alphabet. For the full table for $n = 3, \dots, 20$, see the Appendix. Percentages rounded to nearest integer. See text for further details.

$ \Sigma = 3$	$h(w)$							BWTs of	
		all	%	noBWTs	%	BWTs	%	prim	pow
$n = 19$	0	705882210	61	705882210	64	0	0	0	0
	1	167901165	14	143474476	13	24426689	40	24426686	3
	2	93739960	8	86429556	8	7310404	12	7310404	0
	3	78834558	7	70340339	6	8494219	13	8494219	0
	4	54399352	5	46833919	4	7565433	12	7565433	0
	5	32418938	3	26772240	2	5646698	9	5646698	0
	6	17384924	2	13585965	1	3798959	6	3798959	0
	7	8057214	1	5762779	1	2294435	4	2294435	0
	8	2889010	< 0.5	1743235	< 0.5	1145775	2	1145775	0
	9	678872	< 0.5	265089	< 0.5	413783	1	413783	0
	10	75264	< 0.5	0	0	75264	< 0.5	75264	0
	total	1162261467	100	1101089808	100	61171659	100	61171656	3
$n = 20$	0	2142855232	61	2142855232	65	0	0	0	0
	1	485799027	14	416406087	13	69392940	40	69392937	3
	2	272773366	8	251795904	8	20977462	12	20977186	276
	3	230944816	7	206174661	6	24770155	14	24769338	817
	4	161668972	5	139645685	4	22023287	13	22022351	936
	5	98349528	3	82124392	3	16225136	9	16224109	1027
	6	54140632	2	43539360	1	10601272	6	10600113	1159
	7	26452876	1	20257612	1	6195264	4	6194176	1088
	8	10452426	< 0.5	7480470	< 0.5	2971956	2	2971438	518
	9	2927926	< 0.5	1915361	< 0.5	1012565	1	1012448	117
	10	419600	< 0.5	247421	< 0.5	172179	< 0.5	172168	11
	total	3486784401	100	3312442185	100	174342216	100	174336264	5952

Table 7: Statistics of words of length 19 and 20 over a ternary alphabet. For the full table for $n = 3, \dots, 20$, see the Appendix. Percentages rounded to nearest integer. See text for further details.

7. Conclusion

In this paper, we studied a combinatorial question on the Burrows-Wheeler transform, namely in which positions (called *nice* positions) the sentinel character can be inserted in order to turn a given word w into a BWT image. We developed a combinatorial characterization of nice positions and presented an efficient algorithm to compute all nice positions of the word. We also showed that all nice positions have the same parity, and were able to give lower bounds on the values of nice positions, as well as upper bounds on the number of nice positions. These results are based on properties of the standard permutation of the original word.

We also included in the paper a number of examples for short strings over an alphabet of cardinality 2 resp. 3, as well as some statistics regarding the number of nice positions of a word.

We pose the following open problems:

1. Find tight lower and upper bounds on $h(w)$, the number of nice positions of w .

2. Develop a $o(n \log n)$ time algorithm for computing all nice positions of a word of length n . One possibility to achieve this would be to find a data structure for maintaining the cycle structure of the standard permutation that allows constant-time updates. Another direction towards a faster algorithm could be to design an output-sensitive algorithm, which takes advantage of the bounds developed in Section 5.
3. Given w , compute $h(w)$ without explicitly computing all nice positions, possibly by using the pseudo-cycle characterization of nice positions from Section 4.

Acknowledgements

We thank the Scuola di Dottorato di Scienze Naturali e Ingegneristiche dell'Università degli Studi di Verona for funding SG. All authors thank the members of the Monday Meetings of the Algorithms Group at the Dept. of Computer Science, University of Verona, for interesting discussions.

References

- [1] H. Bannai, S. Inenaga, A. Shinohara, and M. Takeda. Inferring strings from graphs and arrays. In *28th International Symposium on Mathematical Foundations of Computer Science (MFCS 2003)*, volume 2747 of *Lecture Notes in Computer Science*, pages 208–217. Springer, 2003.
- [2] M. Bóna. *Combinatorics of Permutations*. CRC Press, 2012.
- [3] S. Bonomo, S. Mantaci, A. Restivo, G. Rosone, and M. Sciortino. Sorting conjugates and suffixes of words in a multiset. *Int. J. Found. Comput. Sci.*, 25(8):1161, 2014.
- [4] M. Burrows and D. J. Wheeler. A block-sorting lossless data compression algorithm. Technical report, DIGITAL System Research Center, 1994.
- [5] B. Cazaux and E. Rivals. Reverse engineering of compact suffix trees and links: A novel algorithm. *J. Discrete Algorithms*, 28:9–22, 2014.
- [6] J. Clément, M. Crochemore, and G. Rindone. Reverse engineering prefix tables. In *26th International Symposium on Theoretical Aspects of Computer Science (STACS 2009)*, pages 289–300, 2009.
- [7] T. H. Cormen, C. E. Leiserson, R. L. Rivest, and C. Stein. *Introduction to Algorithms*. MIT Press, 2009.
- [8] A. J. Cox, T. Jakobi, G. Rosone, and O. Schulz-Trieglaff. Comparing DNA sequence collections by direct comparison of compressed text indexes. In *Proceedings of the 12th International Workshop Algorithms in Bioinformatics (WABI 2012)*, volume 7534, pages 214–224. Springer, 2012.
- [9] M. Crochemore, J. Désarménien, and D. Perrin. A note on the Burrows-Wheeler transformation. *Theoretical Computer Science*, 332(1-3):567–572, 2005.
- [10] M. Crochemore, R. Grossi, J. Kärkkäinen, and G. M. Landau. Computing the Burrows-Wheeler transform in place and in small space. *J. Discrete Algorithms*, 32:44–52, 2015.

- [11] F. A. da Louza, T. Gagie, and G. P. Telles. Burrows-Wheeler transform and LCP array construction in constant space. *J. Discrete Algorithms*, 42:14–22, 2017.
- [12] J. W. Daykin, F. Franek, J. Holub, A. S. M. S. Islam, and W. F. Smyth. Reconstructing a string from its Lyndon arrays. *Theoretical Computer Science*, 710:44–51, 2018.
- [13] J. W. Daykin, R. Groult, Y. Guesnet, T. Lecroq, A. Lefebvre, M. Léonard, and É. Prieur-Gaston. A survey of string orderings and their application to the Burrows–Wheeler transform. *Theoretical Computer Science*, 710:52–65, 2018.
- [14] S. Ferenczi and L. Q. Zamboni. Clustering words and interval exchanges. *Journal of Integer Sequences*, 16(2):3, 2013.
- [15] P. Ferragina, R. Giancarlo, G. Manzini, and M. Sciortino. Boosting textual compression in optimal linear time. *J. ACM*, 52(4):688–713, 2005.
- [16] T. Gagie, G. Manzini, and J. Sirén. Wheeler graphs: A framework for BWT-based data structures. *Theoretical Computer Science*, 698:67–78, 2017.
- [17] I. M. Gessel and C. Reutenauer. Counting permutations with given cycle structure and descent set. *Journal of Combinatorial Theory*, 64(2):189–215, 1993.
- [18] R. Giancarlo, A. Restivo, and M. Sciortino. From first principles to the Burrows and Wheeler transform and beyond, via combinatorial optimization. *Theoretical Computer Science*, 387(3):236–248, 2007.
- [19] M. He, J. I. Munro, and S. S. Rao. A categorization theorem on suffix arrays with applications to space efficient text indexes. In *Proceedings of the Sixteenth Annual ACM-SIAM Symposium on Discrete Algorithms (SODA 2005)*, pages 23–32, 2005.
- [20] T. I. S. Inenaga, H. Bannai, and M. Takeda. Inferring strings from suffix trees and links on a binary alphabet. *Discrete Applied Mathematics*, 163:316–325, 2014.
- [21] H. Kaplan, S. Landau, and E. Verbin. A simpler analysis of Burrows–Wheeler-based compression. *Theoretical Computer Science*, 387(3):220–235, 2007.
- [22] H. Kaplan and E. Verbin. Most Burrows-Wheeler based compressors are not optimal. In *Annual Symposium on Combinatorial Pattern Matching (CPM 2007)*, pages 107–118. Springer, 2007.
- [23] J. Kärkkäinen, M. Piatkowski, and S. J. Puglisi. String inference from Longest-Common-Prefix Array. In *44th International Colloquium on Automata, Languages, and Programming (ICALP 2017)*, pages 62:1–62:14, 2017.
- [24] G. Kucherov, L. Tóthmérés, and S. Viallette. On the combinatorics of suffix arrays. *Information Processing Letters*, 113(22-24):915–920, 2013.
- [25] T. W. Lam, R. Li, A. Tam, S. Wong, E. Wu, and S. M. Yiu. High throughput short read alignment via bi-directional BWT. In *2009 IEEE International Conference on Bioinformatics and Biomedicine*, pages 31–36, 2009.

- [26] B. Langmead, C. Trapnell, M. Pop, and S. L. Salzberg. Ultrafast and memory-efficient alignment of short DNA sequences to the human genome. *Genome Biology*, 10(3):R25, 2009.
- [27] H. Li and R. Durbin. Fast and accurate long-read alignment with Burrows-Wheeler transform. *Bioinformatics*, 26(5):589–595, 2010.
- [28] K. M. Likhomanov and A. M. Shur. Two Combinatorial Criteria for BWT Images. In *Proceeding of the 6th International Computer Science Symposium in Russia (CSR 2011)*, pages 385–396, 2011.
- [29] S. Mantaci, A. Restivo, G. Rosone, F. Russo, and M. Sciortino. On Fixed Points of the Burrows-Wheeler Transform. *Fundamenta Informaticae*, 154(1-4):277–288, 2017.
- [30] S. Mantaci, A. Restivo, G. Rosone, and M. Sciortino. An extension of the Burrows-Wheeler Transform. *Theoretical Computer Science*, 387(3):298–312, 2007.
- [31] S. Mantaci, A. Restivo, G. Rosone, and M. Sciortino. A new combinatorial approach to sequence comparison. *Theory of Computing Systems*, 42(3):411–429, 2008.
- [32] S. Mantaci, A. Restivo, and M. Sciortino. Burrows–Wheeler transform and Sturmian words. *Information Processing Letters*, 86(5):241–246, 2003.
- [33] G. Manzini. An analysis of the Burrows-Wheeler transform. *J. ACM*, 48(3):407–430, 2001.
- [34] A. Policriti and N. Prezza. LZ77 computation based on the run-length encoded BWT. *Algorithmica*, 80(7):1986–2011, 2018.
- [35] N. Prezza, N. Pisanti, M. Sciortino, and G. Rosone. SNPs detection by eBWT positional clustering. *Algorithms for Molecular Biology*, 14(1):3:1–3:13, 2019.
- [36] A. Restivo and G. Rosone. Burrows-Wheeler transform and palindromic richness. *Theor. Comput. Sci.*, 410(30-32):3018–3026, 2009.
- [37] A. Restivo and G. Rosone. Balancing and clustering of words in the Burrows–Wheeler transform. *Theoretical Computer Science*, 412(27):3019–3032, 2011.
- [38] G. Rosone and M. Sciortino. The Burrows-Wheeler transform between data compression and combinatorics on words. In *Conference on Computability in Europe (CiE 2013)*, pages 353–364. Springer, 2013.
- [39] K. Schürmann and J. Stoye. Counting suffix arrays and strings. *Theoretical Computer Science*, 395(2-3):220–234, 2008.
- [40] J. Simpson and S. J. Puglisi. Words with simple Burrows-Wheeler Transforms. *Electronic Journal of Combinatorics*, 15(1), 2008.
- [41] D. D. Sleator and R. E. Tarjan. Self-adjusting binary search trees. *J. ACM*, 32(3):652–686, 1985.
- [42] T. A. Starikovskaya and H. W. Vildhøj. A suffix tree or not a suffix tree? *J. Discrete Algorithms*, 32:14–23, 2015.

APPENDIX

In this appendix, we give the algorithm for computing the standard permutation (Algorithm 2), two further examples for Algorithm 1 (Examples 5 and 6), and the full splay tree implementation for Example 1 (Fig. 7). Finally, we include the full versions of Tables 6 and 7: Table 8 contains statistics for $|\Sigma| = 2$ and $n = 3, \dots, 20$, while Table 9 contains statistics for the same lengths and $|\Sigma| = 3$.

Algorithm 2: STANDARD PERMUTATION(w)

Given a word $w \in \Sigma^n$, compute its standard permutation σ .

```
1  $n \leftarrow |w|$ 
2  $count \leftarrow$  array of length  $|\Sigma|$  of zeros           //  $count[j]$  is no. of occ's
                                                           of  $j$ th character in  $w$ 
3 for  $i \leftarrow 1$  to  $n$  do
4    $j \leftarrow$  lexicographic rank of  $w_i$ 
5    $count[j] \leftarrow count[j] + 1$ 
6 for  $j = 2$  to  $|\Sigma|$  do
7    $count[j] \leftarrow count[j] + count[j - 1]$ 
8 for  $i = n$  down to 1 do
9    $j \leftarrow$  lexicographic rank of  $w_i$ 
10   $\sigma(i) \leftarrow count[j]$ 
11   $count[j] \leftarrow count[j] - 1$ 
12 return  $\sigma$ 
```

Example 5.

$$w = \text{acbccbcca} \quad \sigma = \left(\begin{array}{cccccccccccc} 1 & 2 & 3 & 4 & 5 & 6 & 7 & 8 & 9 & 10 & 11 \\ 1 & 5 & 3 & 6 & 7 & 8 & 4 & 9 & 10 & 2 & \end{array} \right) = (1)(2, 5, 7, 4, 6, 8, 9, 10)(3)$$

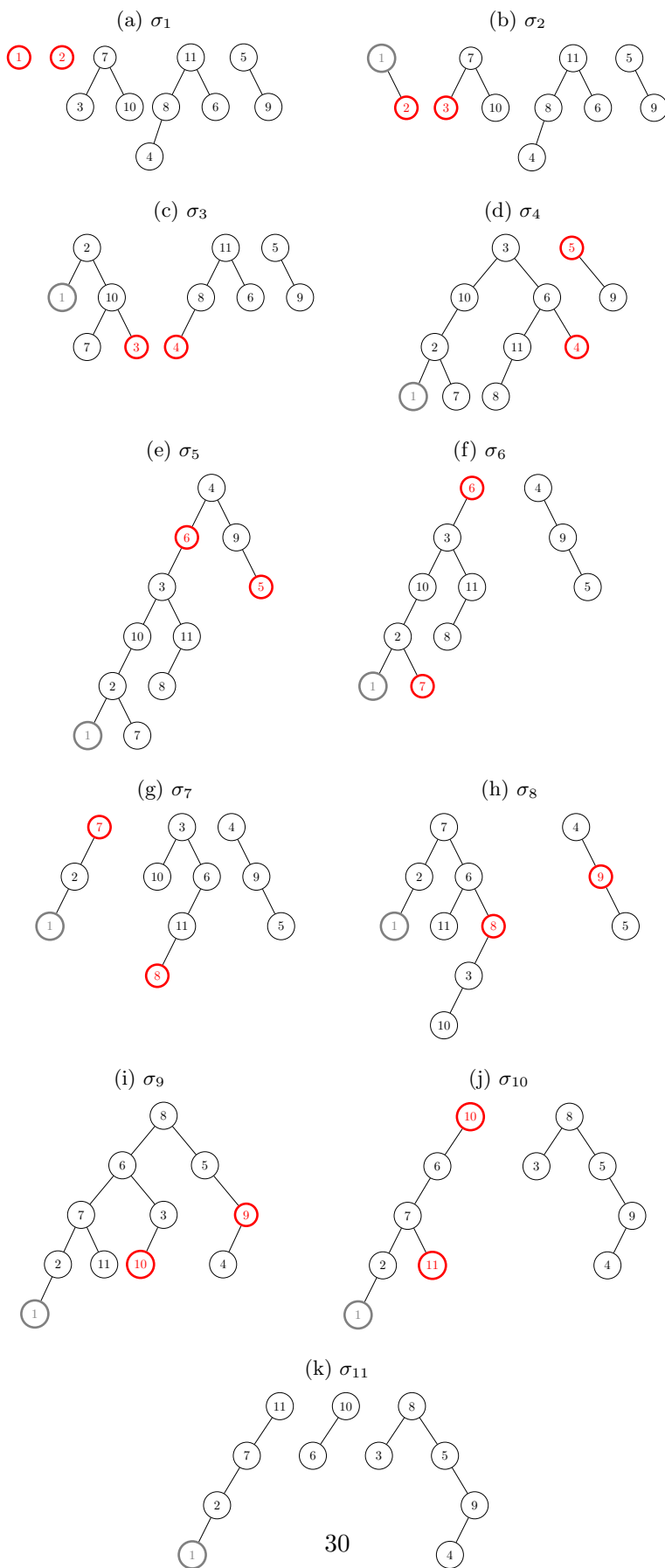
	no. cycles
$\sigma_1 = \left(\begin{array}{cccccccccccc} 1 & 2 & 3 & 4 & 5 & 6 & 7 & 8 & 9 & 10 & 11 \\ 1 & 2 & 6 & 4 & 7 & 8 & 9 & 5 & 10 & 11 & 3 \end{array} \right) = (1)(2)(3, 6, 8, 5, 7, 9, 10, 11)(4)$	4
merge	
$\sigma_2 = \left(\begin{array}{cccccccccccc} 1 & 2 & 3 & 4 & 5 & 6 & 7 & 8 & 9 & 10 & 11 \\ 2 & 1 & 6 & 4 & 7 & 8 & 9 & 5 & 10 & 11 & 3 \end{array} \right) = (1, 2)(3, 6, 8, 5, 7, 9, 10, 11)(4)$	3
merge	
$\sigma_3 = \left(\begin{array}{cccccccccccc} 1 & 2 & 3 & 4 & 5 & 6 & 7 & 8 & 9 & 10 & 11 \\ 2 & 6 & 1 & 4 & 7 & 8 & 9 & 5 & 10 & 11 & 3 \end{array} \right) = (1, 2, 6, 8, 5, 7, 9, 10, 11, 3)(4)$	2
merge	
$\sigma_4 = \left(\begin{array}{cccccccccccc} 1 & 2 & 3 & 4 & 5 & 6 & 7 & 8 & 9 & 10 & 11 \\ 2 & 6 & 4 & 1 & 7 & 8 & 9 & 5 & 10 & 11 & 3 \end{array} \right) = (1, 2, 6, 8, 5, 7, 9, 10, 11, 3, 4)$	1
split	
$\sigma_5 = \left(\begin{array}{cccccccccccc} 1 & 2 & 3 & 4 & 5 & 6 & 7 & 8 & 9 & 10 & 11 \\ 2 & 6 & 4 & 7 & 1 & 8 & 9 & 5 & 10 & 11 & 3 \end{array} \right) = (1, 2, 6, 8, 5)(7, 9, 10, 11, 3, 4)$	2
split	
$\sigma_6 = \left(\begin{array}{cccccccccccc} 1 & 2 & 3 & 4 & 5 & 6 & 7 & 8 & 9 & 10 & 11 \\ 2 & 6 & 4 & 7 & 8 & 1 & 9 & 5 & 10 & 11 & 3 \end{array} \right) = (1, 2, 6)(8, 5)(7, 9, 10, 11, 3, 4)$	3
merge	
$\sigma_7 = \left(\begin{array}{cccccccccccc} 1 & 2 & 3 & 4 & 5 & 6 & 7 & 8 & 9 & 10 & 11 \\ 2 & 6 & 4 & 7 & 8 & 9 & 1 & 5 & 10 & 11 & 3 \end{array} \right) = (1, 2, 6, 9, 10, 11, 3, 4, 7)(8, 5)$	2
merge	
$\sigma_8 = \left(\begin{array}{cccccccccccc} 1 & 2 & 3 & 4 & 5 & 6 & 7 & 8 & 9 & 10 & 11 \\ 2 & 6 & 4 & 7 & 8 & 9 & 5 & 1 & 10 & 11 & 3 \end{array} \right) = (1, 2, 6, 9, 10, 11, 3, 4, 7, 5, 8)$	1
split	
$\sigma_9 = \left(\begin{array}{cccccccccccc} 1 & 2 & 3 & 4 & 5 & 6 & 7 & 8 & 9 & 10 & 11 \\ 2 & 6 & 4 & 7 & 8 & 9 & 5 & 10 & 1 & 11 & 3 \end{array} \right) = (1, 2, 6, 9)(10, 11, 3, 4, 7, 5, 8)$	2
merge	
$\sigma_{10} = \left(\begin{array}{cccccccccccc} 1 & 2 & 3 & 4 & 5 & 6 & 7 & 8 & 9 & 10 & 11 \\ 2 & 6 & 4 & 7 & 8 & 9 & 5 & 10 & 11 & 1 & 3 \end{array} \right) = (1, 2, 6, 9, 11, 3, 4, 7, 5, 8, 10)$	1
split	
$\sigma_{11} = \left(\begin{array}{cccccccccccc} 1 & 2 & 3 & 4 & 5 & 6 & 7 & 8 & 9 & 10 & 11 \\ 2 & 6 & 4 & 7 & 8 & 9 & 5 & 10 & 11 & 3 & 1 \end{array} \right) = (1, 2, 6, 9, 11)(3, 4, 7, 5, 8, 10)$	2

Example 6.

$$w = ccaaabcaac \quad \sigma = \left(\begin{smallmatrix} 1 & 2 & 3 & 4 & 5 & 6 & 7 & 8 & 9 & 10 \\ 7 & 8 & 1 & 2 & 3 & 6 & 9 & 4 & 5 & 10 \end{smallmatrix} \right) = (1, 7, 9, 5, 3)(2, 8, 4)(6)(10)$$

	no. cycles
$\sigma_1 = \left(\begin{smallmatrix} 1 & 2 & 3 & 4 & 5 & 6 & 7 & 8 & 9 & 10 & 11 \\ 1 & 8 & 9 & 2 & 3 & 4 & 7 & 10 & 5 & 6 & 11 \end{smallmatrix} \right) = (1)(2, 8, 10, 6, 4)(3, 9, 5)(7)(11)$	5
$\sigma_2 = \left(\begin{smallmatrix} 1 & 2 & 3 & 4 & 5 & 6 & 7 & 8 & 9 & 10 & 11 \\ 8 & 1 & 9 & 2 & 3 & 4 & 7 & 10 & 5 & 6 & 11 \end{smallmatrix} \right) = (1, 8, 10, 6, 4, 2)(3, 9, 5)(7)(11)$	merge 4
$\sigma_3 = \left(\begin{smallmatrix} 1 & 2 & 3 & 4 & 5 & 6 & 7 & 8 & 9 & 10 & 11 \\ 8 & 9 & 1 & 2 & 3 & 4 & 7 & 10 & 5 & 6 & 11 \end{smallmatrix} \right) = (1, 8, 10, 6, 4, 2, 9, 5, 3)(7)(11)$	merge 3
$\sigma_4 = \left(\begin{smallmatrix} 1 & 2 & 3 & 4 & 5 & 6 & 7 & 8 & 9 & 10 & 11 \\ 8 & 9 & 2 & 1 & 3 & 4 & 7 & 10 & 5 & 6 & 11 \end{smallmatrix} \right) = (1, 8, 10, 6, 4)(2, 9, 5, 3)(7)(11)$	split 4
$\sigma_5 = \left(\begin{smallmatrix} 1 & 2 & 3 & 4 & 5 & 6 & 7 & 8 & 9 & 10 & 11 \\ 8 & 9 & 2 & 3 & 1 & 4 & 7 & 10 & 5 & 6 & 11 \end{smallmatrix} \right) = (1, 8, 10, 6, 4, 3, 2, 9, 5)(7)(11)$	merge 3
$\sigma_6 = \left(\begin{smallmatrix} 1 & 2 & 3 & 4 & 5 & 6 & 7 & 8 & 9 & 10 & 11 \\ 8 & 9 & 2 & 3 & 4 & 1 & 7 & 10 & 5 & 6 & 11 \end{smallmatrix} \right) = (1, 8, 10, 6)(4, 3, 2, 9, 5)(7)(11)$	split 4
$\sigma_7 = \left(\begin{smallmatrix} 1 & 2 & 3 & 4 & 5 & 6 & 7 & 8 & 9 & 10 & 11 \\ 8 & 9 & 2 & 3 & 4 & 7 & 1 & 10 & 5 & 6 & 11 \end{smallmatrix} \right) = (1, 8, 10, 6, 7)(4, 3, 2, 9, 5)(11)$	merge 3
$\sigma_8 = \left(\begin{smallmatrix} 1 & 2 & 3 & 4 & 5 & 6 & 7 & 8 & 9 & 10 & 11 \\ 8 & 9 & 2 & 3 & 4 & 7 & 10 & 1 & 5 & 6 & 11 \end{smallmatrix} \right) = (1, 8)(10, 6, 7)(4, 3, 2, 9, 5)(11)$	split 4
$\sigma_9 = \left(\begin{smallmatrix} 1 & 2 & 3 & 4 & 5 & 6 & 7 & 8 & 9 & 10 & 11 \\ 8 & 9 & 2 & 3 & 4 & 7 & 10 & 5 & 1 & 6 & 11 \end{smallmatrix} \right) = (1, 8, 5, 4, 3, 2, 9)(10, 6, 7)(11)$	merge 3
$\sigma_{10} = \left(\begin{smallmatrix} 1 & 2 & 3 & 4 & 5 & 6 & 7 & 8 & 9 & 10 & 11 \\ 8 & 9 & 2 & 3 & 4 & 7 & 10 & 5 & 6 & 1 & 11 \end{smallmatrix} \right) = (1, 8, 5, 4, 3, 2, 9, 6, 7, 10)(11)$	merge 2
$\sigma_{11} = \left(\begin{smallmatrix} 1 & 2 & 3 & 4 & 5 & 6 & 7 & 8 & 9 & 10 & 11 \\ 8 & 9 & 2 & 3 & 4 & 7 & 10 & 5 & 6 & 11 & 1 \end{smallmatrix} \right) = (1, 8, 5, 4, 3, 2, 9, 6, 7, 10, 11)$	merge 1

Figure 7: The splay tree implementation for Example 1.



$ \Sigma = 2$	$h(w)$	all	%	noBWTs	%	BWTs	%	BWTs of	
								prim	pow
$n = 3$	0	1	12	1	25	0	0	0	0
	1	6	75	3	75	3	75	1	2
	2	1	12	0	0	1	25	1	0
	total	8	100	4	100	4	100	2	2
$n = 4$	0	3	19	3	30	0	0	0	0
	1	10	62	6	60	4	67	2	2
	2	3	19	1	10	2	33	1	1
	total	16	100	10	100	6	100	3	3
$n = 5$	0	9	28	9	38	0	0	0	0
	1	16	50	11	46	5	62	3	2
	2	5	16	4	17	1	12	1	0
	3	2	6	0	0	2	25	2	0
	total	32	100	24	100	8	100	6	2
$n = 6$	0	21	33	21	42	0	0	0	0
	1	28	44	20	40	8	57	6	2
	2	9	14	6	12	3	21	1	2
	3	6	9	3	6	3	21	2	1
	total	64	100	50	100	14	100	9	5
$n = 7$	0	51	40	51	47	0	0	0	0
	1	46	36	35	32	11	55	9	2
	2	14	11	13	12	1	5	1	0
	3	14	11	9	8	5	25	5	0
	4	3	2	0	0	3	15	3	0
	total	128	100	108	100	20	100	18	2
$n = 8$	0	111	43	111	50	0	0	0	0
	1	84	33	64	29	20	56	18	2
	2	20	8	19	9	1	3	1	0
	3	32	12	21	10	11	31	8	3
	4	9	4	5	2	4	11	3	1
	total	256	100	220	100	36	100	30	6
$n = 9$	0	243	47	243	54	0	0	0	0
	1	150	29	118	26	32	53	30	2
	2	31	6	29	6	2	3	2	0
	3	56	11	48	11	8	13	7	1
	4	28	5	14	3	14	23	13	1
	5	4	1	0	0	4	7	4	0
	total	512	100	452	100	60	100	56	4
$n = 10$	0	515	50	515	56	0	0	0	0
	1	274	27	216	24	58	54	56	2
	2	53	5	48	5	5	5	5	0

$ \Sigma = 2$	$h(w)$							BWTs of	
		all	%	noBWTs	%	BWTs	%	prim	pow
	3	98	10	81	9	17	16	14	3
	4	70	7	48	5	22	20	19	3
	5	14	1	8	1	6	6	5	1
	total	1024	100	916	100	108	100	99	9
$n = 11$	0	1088	53	1088	58	0	0	0	0
	1	494	24	393	21	101	54	99	2
	2	104	5	96	5	8	4	8	0
	3	164	8	147	8	17	9	17	0
	4	142	7	114	6	28	15	28	0
	5	50	2	22	1	28	15	28	0
	6	6	< 0.5	0	0	6	3	6	0
	total	2048	100	1860	100	188	100	186	2
$n = 12$	0	2258	55	2258	60	0	0	0	0
	1	914	22	724	19	190	54	188	2
	2	200	5	183	5	17	5	17	0
	3	288	7	252	7	36	10	34	2
	4	284	7	224	6	60	17	51	9
	5	130	3	90	2	40	11	37	3
	6	22	1	13	< 0.5	9	3	8	1
	total	4096	100	3744	100	352	100	335	17
$n = 13$	0	4679	57	4679	62	0	0	0	0
	1	1680	21	1339	18	341	54	339	2
	2	388	5	365	5	23	4	23	0
	3	536	7	478	6	58	9	58	0
	4	522	6	455	6	67	11	67	0
	5	292	4	209	3	83	13	83	0
	6	85	1	35	< 0.5	50	8	50	0
	7	10	< 0.5	0	0	10	2	10	0
	total	8192	100	7560	100	632	100	630	2
$n = 14$	0	9601	59	9601	63	0	0	0	0
	1	3140	19	2498	16	642	54	640	2
	2	748	5	696	5	52	4	52	0
	3	1024	6	907	6	117	10	114	3
	4	982	6	843	6	139	12	134	5
	5	620	4	475	3	145	12	139	6
	6	235	1	161	1	74	6	70	4
	7	34	< 0.5	21	< 0.5	13	1	12	1
	total	16384	100	15202	100	1182	100	1161	21
$n = 15$	0	19664	60	19664	64	0	0	0	0
	1	5874	18	4695	15	1179	54	1177	2

$ \Sigma = 2$	$h(w)$							BWTs of	
		all	%	noBWTs	%	BWTs	%	prim	pow
	2	1464	4	1381	5	83	4	83	0
	3	1940	6	1775	6	165	8	165	0
	4	1880	6	1637	5	243	11	242	1
	5	1218	4	991	3	227	10	222	5
	6	574	2	380	1	194	9	192	2
	7	140	< 0.5	53	< 0.5	87	4	87	0
	8	14	< 0.5	0	0	14	1	14	0
	total	32768	100	30576	100	2192	100	2182	10
$n = 16$	0	40094	61	40094	65	0	0	0	0
	1	11062	17	8843	14	2219	54	2217	2
	2	2882	4	2709	4	173	4	173	0
	3	3702	6	3346	5	356	9	353	3
	4	3622	6	3157	5	465	11	459	6
	5	2426	4	1988	3	438	11	427	11
	6	1298	2	980	2	318	8	309	9
	7	402	1	273	< 0.5	129	3	125	4
	8	48	< 0.5	30	< 0.5	18	< 0.5	17	1
	total	65536	100	61420	100	4116	100	4080	36
$n = 17$	0	81602	62	81602	66	0	0	0	0
	1	20898	16	16758	14	4140	54	4138	2
	2	5711	4	5423	4	288	4	288	0
	3	7146	5	6589	5	557	7	557	0
	4	6863	5	6139	5	724	9	724	0
	5	4820	4	4020	3	800	10	800	0
	6	2736	2	2112	2	624	8	624	0
	7	1042	1	639	1	403	5	403	0
	8	234	< 0.5	78	< 0.5	156	2	156	0
	9	20	< 0.5	0	0	20	< 0.5	20	0
	total	131072	100	123360	100	7712	100	7710	2
$n = 18$	0	165632	63	165632	67	0	0	0	0
	1	39704	15	31871	13	7833	54	7831	2
	2	11281	4	10696	4	585	4	585	0
	3	13798	5	12641	5	1157	8	1153	4
	4	13167	5	11672	5	1495	10	1485	10
	5	9620	4	8113	3	1507	10	1492	15
	6	5722	2	4579	2	1143	8	1119	24
	7	2450	1	1818	1	632	4	622	10
	8	696	< 0.5	474	< 0.5	222	2	218	4
	9	74	< 0.5	46	< 0.5	28	< 0.5	27	1
	total	262144	100	247542	100	14602	100	14532	70

$ \Sigma = 2$	$h(w)$	all	%	noBWTs	%	BWTs	%	BWTs of	
								prim	pow
$n = 19$	0	335796	64	335796	68	0	0	0	0
	1	75616	14	60878	12	14738	53	14736	2
	2	22341	4	21347	4	994	4	994	0
	3	26820	5	24874	5	1946	7	1946	0
	4	25222	5	22776	5	2446	9	2446	0
	5	18916	4	16298	3	2618	9	2618	0
	6	11791	2	9520	2	2271	8	2271	0
	7	5428	1	3950	1	1478	5	1478	0
	8	1932	< 0.5	1131	< 0.5	801	3	801	0
	9	396	< 0.5	122	< 0.5	274	1	274	0
	10	30	< 0.5	0	0	30	< 0.5	30	0
	total	524288	100	496692	100	27596	100	27594	2
$n = 20$	0	679618	65	679618	68	0	0	0	0
	1	144564	14	116554	12	28010	53	28008	2
	2	44031	4	42048	4	1983	4	1983	0
	3	52254	5	48274	5	3980	8	3971	9
	4	48598	5	43639	4	4959	9	4950	9
	5	37512	4	32411	3	5101	10	5084	17
	6	24195	2	20011	2	4184	8	4159	25
	7	11780	1	9185	1	2595	5	2564	31
	8	4718	< 0.5	3471	< 0.5	1247	2	1234	13
	9	1198	< 0.5	809	< 0.5	389	1	385	4
	10	108	< 0.5	68	< 0.5	40	< 0.5	39	1
	total	1048576	100	996088	100	52488	100	52377	111

Table 8: Statistics of words of length from 3 to 20 over a binary alphabet. Percentages rounded to nearest integer. See text for further details.

$ \Sigma = 3$	$h(w)$	all	%	noBWTs	%	BWTs	%	BWTs of	
								prim	pow
$n = 3$	0	4	15	4	25	0	0	0	0
	1	19	70	12	75	7	64	4	3
	2	4	15	0	0	4	36	4	0
	total	27	100	16	100	11	100	8	3
$n = 4$	0	18	22	18	32	0	0	0	0
	1	45	56	31	54	14	58	11	3
	2	18	22	8	14	10	42	7	3
	total	81	100	57	100	24	100	18	6
$n = 5$	0	74	30	74	39	0	0	0	0
	1	109	45	83	43	26	51	23	3

$ \Sigma = 3$	$h(w)$	all		noBWTs		BWTs		BWTs of	
			%		%		%	prim	pow
	2	46	19	35	18	11	22	11	0
	3	14	6	0	0	14	27	14	0
	total	243	100	192	100	51	100	48	3
$n = 6$	0	258	35	258	43	0	0	0	0
	1	277	38	212	35	65	50	62	3
	2	130	18	94	16	36	28	29	7
	3	64	9	35	6	29	22	25	4
	total	729	100	599	100	130	100	116	14
$n = 7$	0	884	40	884	47	0	0	0	0
	1	709	32	564	30	145	46	142	3
	2	348	16	290	15	58	18	58	0
	3	202	9	134	7	68	22	68	0
	4	44	2	0	0	44	14	44	0
	total	2187	100	1872	100	315	100	312	3
$n = 8$	0	2870	44	2870	50	0	0	0	0
	1	1897	29	1509	26	388	47	385	3
	2	932	14	766	13	166	20	164	2
	3	648	10	458	8	190	23	176	14
	4	214	3	124	2	90	11	85	5
	total	6561	100	5727	100	834	100	810	24
$n = 9$	0	9208	47	9208	53	0	0	0	0
	1	5135	26	4164	24	971	44	968	3
	2	2558	13	2193	13	365	17	365	0
	3	1834	9	1452	8	382	17	378	4
	4	810	4	471	3	339	15	335	4
	5	138	1	0	0	138	6	138	0
	total	19683	100	17488	100	2195	100	2184	11
$n = 10$	0	29024	49	29024	55	0	0	0	0
	1	14059	24	11438	22	2621	44	2618	3
	2	7148	12	6085	11	1063	18	1059	4
	3	5290	9	4184	8	1106	19	1088	18
	4	2816	5	1965	4	851	14	828	23
	5	712	1	419	1	293	5	287	6
	total	59049	100	53115	100	5934	100	5880	54
$n = 11$	0	90788	51	90788	56	0	0	0	0
	1	38917	22	32007	20	6910	43	6907	3
	2	20210	11	17722	11	2488	15	2488	0
	3	15124	9	12496	8	2628	16	2628	0
	4	8554	5	6415	4	2139	13	2139	0
	5	3102	2	1612	1	1490	9	1490	0

$ \Sigma = 3$	$h(w)$	all		noBWTs		BWTs		BWTs of	
			%		%		%	prim	pow
	6	452	0	0	0	452	3	452	0
	total	177147	100	161040	100	16107	100	16104	3
$n = 12$	0	281576	53	281576	58	0	0	0	0
	1	108657	20	89704	18	18953	43	18950	3
	2	57142	11	50035	10	7107	16	7098	9
	3	44168	8	36405	7	7763	18	7736	27
	4	25912	5	19992	4	5920	13	5855	65
	5	11568	2	7933	2	3635	8	3598	37
	6	2418	0	1428	0	990	2	983	7
	total	531441	100	487073	100	44368	100	44220	148
$n = 13$	0	869386	55	869386	59	0	0	0	0
	1	305877	19	254558	17	51319	42	51316	3
	2	162798	10	145275	10	17523	14	17523	0
	3	128166	8	108909	7	19257	16	19257	0
	4	77028	5	61255	4	15773	13	15773	0
	5	37740	2	26732	2	11008	9	11008	0
	6	11756	1	5565	0	6191	5	6191	0
	total	1594323	100	1471680	100	122643	100	122640	3
$n = 14$	0	2671854	56	2671854	60	0	0	0	0
	1	865371	18	722987	16	142384	42	142381	3
	2	465112	10	415044	9	50068	15	50047	21
	3	373298	8	317142	7	56156	16	56095	61
	4	232528	5	187196	4	45332	13	45255	77
	5	119972	3	90685	2	29287	9	29196	91
	6	46330	1	31229	1	15101	4	15044	57
	total	4782969	100	4441167	100	341802	100	341484	318
$n = 15$	0	8187156	57	8187156	61	0	0	0	0
	1	2463913	17	2071284	15	392629	41	392626	3
	2	1336872	9	1209020	9	127852	13	127852	0
	3	1084672	8	941090	7	143582	15	143581	1
	4	692916	5	571012	4	121904	13	121892	12
	5	370878	3	284657	2	86221	9	86193	28
	6	161896	1	108262	1	53634	6	53619	15
	7	45028	0	19791	0	25237	3	25237	0
	total	14348907	100	13392272	100	956635	100	956576	59
$n = 16$	0	25017316	58	25017316	62	0	0	0	0
	1	7038391	16	5938764	15	1099627	41	1099624	3

$ \Sigma = 3$	$h(w)$							BWTs of	
		all	%	noBWTs	%	BWTs	%	prim	pow
	2	3848862	9	3483455	9	365407	14	365361	46
	3	3163798	7	2745285	7	418513	16	418378	135
	4	2073906	5	1721549	4	352357	13	352192	165
	5	1148454	3	908307	2	240147	9	239934	213
	6	541080	1	400379	1	140701	5	140515	186
	7	184474	0	122823	0	61651	2	61574	77
	8	30440	0	17999	0	12441	0	12432	9
	total	43046721	100	40355877	100	2690844	100	2690010	834
$n = 17$	0	76291362	59	76291362	63	0	0.00	0	0
	1	20204417	16	17133621	14	3070796	40	3070793	3
	2	11133250	9	10176801	8	956449	13	956449	0
	3	9223752	7	8128132	7	1095620	14	1095620	0
	4	6158862	5	5205889	4	952973	13	952973	0
	5	3503564	3	2809002	2	694562	9	694562	0
	6	1744222	1	1291991	1	452231	6	452231	0
	7	686708	1	435324	< 0.5	251384	3	251384	0
	8	173800	< 0.5	71558	< 0.5	102242	1	102242	0
	9	20226	< 0.5	0	0	20226	< 0.5	20226	0
	total	129140163	100	121543680	100	7596483	100	7596480	3
$n = 18$	0	232225836	60	232225836	63	0	0.00	0	0
	1	58136821	15	49468989	14	8667832	40	8667829	3
	2	32239908	8	29501333	8	2738575	13	2738462	113
	3	26967788	7	23775236	7	3192552	15	3192227	325
	4	18345718	5	15576819	4	2768899	13	2768490	409
	5	10706282	3	8733762	2	1972520	9	1972050	470
	6	5557276	1	4323149	1	1234127	6	1233560	567
	7	2396038	1	1741558	< 0.5	654480	3	654160	320
	8	733114	< 0.5	483308	< 0.5	249806	1	249709	97
	9	111708	< 0.5	65957	< 0.5	45751	< 0.5	45741	10
	total	387420489	100	365895947	100	21524542	100	21522228	2314
$n = 19$	0	705882210	61	705882210	64	0	0	0	0
	1	167901165	14	143474476	13	24426689	40	24426686	3
	2	93739960	8	86429556	8	7310404	12	7310404	0
	3	78834558	7	70340339	6	8494219	13	8494219	0
	4	54399352	5	46833919	4	7565433	12	7565433	0
	5	32418938	3	26772240	2	5646698	9	5646698	0
	6	17384924	2	13585965	1	3798959	6	3798959	0
	7	8057214	1	5762779	1	2294435	4	2294435	0
	8	2889010	< 0.5	1743235	< 0.5	1145775	2	1145775	0
	9	678872	< 0.5	265089	< 0.5	413783	1	413783	0

$ \Sigma = 3$	$h(w)$	all		noBWTs		BWTs		BWTs of	
			%		%		%	prim	pow
	10	75264	< 0.5	0	0	75264	< 0.5	75264	0
	total	1162261467	100	1101089808	100	61171659	100	61171656	3
$n = 20$	0	2142855232	61	2142855232	65	0	0	0	0
	1	485799027	14	416406087	13	69392940	40	69392937	3
	2	272773366	8	251795904	8	20977462	12	20977186	276
	3	230944816	7	206174661	6	24770155	14	24769338	817
	4	161668972	5	139645685	4	22023287	13	22022351	936
	5	98349528	3	82124392	3	16225136	9	16224109	1027
	6	54140632	2	43539360	1	10601272	6	10600113	1159
	7	26452876	1	20257612	1	6195264	4	6194176	1088
	8	10452426	< 0.5	7480470	< 0.5	2971956	2	2971438	518
	9	2927926	< 0.5	1915361	< 0.5	1012565	1	1012448	117
	10	419600	< 0.5	247421	< 0.5	172179	< 0.5	172168	11
	total	3486784401	100	3312442185	100	174342216	100	174336264	5952

Table 9: Statistics of words of length 3 to 20 over an alphabet of size 3. Percentages rounded to nearest integer. See text for further details.