

Towards Achieving Fairness in Combining Multiple Experts Online

Yi Sun,¹ Ivan Ramirez,¹ Alfredo Cuesta-Infante,² Kalyan Veeramachaneni,¹

¹ MIT

² Univ. Rey Juan Carlos

yis@mit.edu, iramdia@mit.edu, alfredo.cuesta@urjc.es, kalyan@csail.mit.edu

Abstract

In many real life situations, including job and loan applications, gatekeepers must make justified and fair real-time decisions about a persons fitness for a particular opportunity. In this paper, we aim to accomplish approximate group fairness in an online stochastic decision-making process, where the fairness metric we consider is equalized odds. Our work follows from the classical learning-from-experts scheme, assuming a finite set of classifiers (human experts, rules, options, etc) that cannot be modified. We run separate instances of the algorithm for each label class as well as sensitive groups, where the probability of choosing each instance is optimized for both fairness and regret. Our theoretical results show that approximately equalized odds can be achieved without sacrificing much regret. We also demonstrate the performance of the algorithm on real data sets commonly used by the fairness community.

1 Introduction

In the near future, machine learning models are expected to aid decision-making in a variety of fields [maybe here you could add a brief clause about how machine learning models can be helpful and why people want to use them - they make things faster, help illuminate patterns etc.] Recently, however, concerns have arisen that machine learning models may accentuate preexisting human biases and data imbalances, affecting decision-making and leading to unfair outcomes in areas including policing (Angwin et al. 2016), college admissions, and loan approvals.

The machine learning community has responded to this critique by designing strategies to train a fairer classifier Zafar et al. (2015); Donini et al. (2018). But this is not always a feasible solution. There are many situations in which base decisions are not made by the classifier, but instead by human experts – as when machine learning models assist human experts at every step – by or black boxes, as when decision-makers use several classifiers, with only API-level access to each.

A better solution, then, would be an online policy balancing accuracy and fairness without considering individual experts technical underpinnings. Such experts could actually be humans or human-machine learning teams, as such a framework would be generalizable across decision-makers.

Preprint.

Indeed, ensuring fairness *via* a mathematical framework would ideally not only prevent prejudice within algorithms and models, but help quantitatively overcome human biases as well.

Here another important question arises: what, exactly, is fairness? In general, the machine-learning community agrees to aim for statistical parity – the equalization of some measure across protected groups. This measure is defined based on the typical errors models make for different groups. These measures include equal opportunity (Hardt, Price, and Srebro 2016), equalized odds (disparate mistreatment) (Zafar et al. 2017)(Hardt, Price, and Srebro 2016) and predictive parity (Celis et al. 2019).

At first glance, it may seem obvious which errors should be minimized for each group. But minimizing some types of error may increase others. For example, denying a housing loan to a deserving person from a protected group would constitute a false-negative error. Although we could then optimize this error to be equal across all groups, this might result in artifacts, such as granting a loan to someone with good credit but low income. This would result in more false-positive errors, which in turn could have unintended long-term consequences: the loan recipient might default on the loan, or end up living paycheck-to-paycheck.

For this reason, a fairness measure that weights and combines multiple errors is all but impossible. (Indeed, even when it comes to maximizing long-term value or profit, businesses struggle to figure out the costs of certain errors, often engaging entire departments to produce risk models.) In this paper, we focus on achieving equalized odds and emphasizing that all error types should be addressed, i.e., equalized across groups, rather than equalizing a combined measure. Previous online strategies for fairness do not solve for equalized odds (Blum et al. 2018)(Bechavod et al. 2019).

Finally, in many cases, people will strategically react to a decision-making process, leaving models to face shifting distributions. For instance, if a particular job has historically employed more males than females, the position might attract more males to apply, worsening the bias in the distribution. In this situation, having fair base models and a static combining strategy is not enough to overcome bias. Even without access to the base models, an online algorithm must be adaptive over time and maintain equalized odds.

Thus, this paper focuses on a scenario where we have

protected underrepresented groups, are working in an online setting where each individual is randomly sampled *i.i.d.* from a potentially biased and shifting distributions across groups and labels, and with a finite set of classifiers (or experts) that have already been trained, where we have access to their decisions only. Such scenarios arise frequently in fields including [give some examples here]

The goal is to design a randomized algorithm that combines these experts such that the violation of fairness of the resulting “combined expert” can be upper bounded, which further allows us to achieve an optimal balance between fairness and regret.

In this paper we make the following contributions. We propose a randomized algorithm that (i) works in online stochastic settings (individuals sampled from *i.i.d.* distribution), (ii) and has a provable theoretical upper bound on regret and equalized odds, (iii) where the upper bound is minimized according to the desired balances between equalized positive rate, equalized negative rate and regret. These features give the name G-FORCE (Group-Fair, Optimal, Randomized Combination of Experts). Finally, we present a demonstration of its performance on data sets commonly used by the fairness community, as well as on synthetic data sets to test its performance under extreme scenarios.

2 Related Work

There are two broad definitions for fairness: individual fairness and group fairness. Individual fairness builds upon “treating similar individuals similarly” (Dwork et al. 2012).

On the other hand, group fairness is achieved by balancing certain statistical metrics approximately across different demographic groups (such as groups divided by gender, race, etc.). equalized odds (Zafar et al. 2017) (Hardt, Price, and Srebro 2016), a.k.a. disparate mistreatment, requires that no error type appears disproportionately for any one or more groups. A weaker notion of equalized odds is equal opportunity, which aims to achieve equal false positive rates (Hardt, Price, and Srebro 2016). equalized odds can be achieved by adding in additional constraints when optimizing the objective function (Zafar et al. 2017), or by enforcing an optimal threshold for a predictor during post-processing (Hardt, Price, and Srebro 2016). However, recent work shows that it is impossible to achieve equalized odds (Chouldechova 2017; Kleinberg, Mullainathan, and Raghavan 2017) simultaneously with other notions of fairness such as calibration, which requires that outcomes are independent of protected attributes conditional on the estimates from predictors. For example, among loan applicants estimated to have a 10% chance of default, calibration requires that whites and blacks actually default at similar rates. In this paper we consider equalized odds as a fairness metric, but the method can be developed to optimize for other fairness metrics too. It is also generally accepted that there is often a trade-off between predictive accuracy and fairness (Corbett-Davies et al. 2017).

At the same time, there has been recent interest in studying fairness in an online setting, particularly the bandit setting where the goal is to fairly select from a set of individuals at each round. Joseph et al. (2016) studies the context-

ual bandit setting with unknown reward functions. Gillen et al. (2018) considers a problem where the specific individual fairness metric is unknown. Liu et al. (2017) considers satisfying calibrated fairness in a bandit setting. On the group fairness side, (Bechavod et al. 2019) tries to enforce the equalized opportunity constraint at every round under a partial feedback setting, where only true labels of positively classified instances are observed. Blum et al. (2018), specifically shows that it is impossible to achieve equalized odds under an adversarial setting when an adaptive adversary can choose which individual to arrive. Our paper considers a more realistic stochastic setting, and proposes an algorithm can achieve approximate equalized odds with a slight increase in regret.

3 Setting and preliminaries

In this section, we introduce our setting and the notation we use throughout this paper.

Setting. We assume access to a set of black-box classifiers $\mathcal{F} = \{f_1, \dots, f_d\}$, such that any of them could be either algorithms or human experts. While many fairness solutions attempt to optimize a classifier, our goal is to produce fair and accurate predictions by combining the classifiers in \mathcal{F} according to the outcomes of past decisions. As in online settings, a randomized algorithm runs through rounds $t = 1, \dots, T$. At each round t :

- A single example $(x^t, z^t) \in \mathbb{R}^n$ arrives, where $x^t \in X$ is a vector of unprotected attributes and $z^t \in Z$ is a protected or sensitive attribute.
- One classifier $f^t \in \mathcal{F}$ is randomly selected to estimate $\hat{y}^t = f^t(x^t, z^t)$, the label for the input example.
- The true label y^t is revealed after the prediction.

Notation and assumptions. In this paper we consider binary classification problems, with a positive and a negative class, i.e., $y \in \{+, -\}$. For the sake of notation, we assume the whole data set can be divided in two population groups A and B according to the sensitive attribute; i.e. $z \in \{A, B\}$, though our approach can be easily extended to multiple groups. Superscript t denotes the time index or round t ; for instance y^t is the true class of the example given in round t . Superscript $*$ denotes optimality; for instance $f^*(z, y)$ represents the best classifier on group z with label y . Superscript T denotes the matrix transpose only when it is on a vector. Letter ℓ denotes a loss function.

Throughout this paper it is often necessary to refer to a classifier f , to a group z , to the true label y , or to a combination of these. We indicate such a combination with a list of subscripts to the right of the variable; e.g. $w_{f,z}$ is the multiplicative weight associated to a given classifier f , specific to samples from group z , and $\ell_{f,z,y}$ represents the loss specific to samples from group z and with true label y . These subscripts are replaced with a specific value when necessary. For instance $\ell_{f,z,-}$ specifies that all the samples considered are indeed negative. A lack of subscripts represents the generic variable. We denote the probability an example coming from group z as p_z ; and define the *base rates for outcomes in group z* as $\mu_{z,+} = \mathbb{P}(y = +|z)$.

Performance metric. A frequent performance metric in online learning is *Regret*, which compares the perfor-

mance of the algorithm to that of the best fixed expert in hindsight.

$$\text{Regret}(T) = \sum_{t=1}^T \ell(f^t(x^t, z^t), y^t) - \inf_{f \in \mathcal{F}} \sum_{t=1}^T \ell(f(x^t, z^t), y^t)$$

The typical goal of online learning is to design a training algorithm that achieves sub-linear regret compared with the best fixed experts in hindsight over T rounds; i.e. $\lim_{T \rightarrow \infty} \text{Regret}(T)/T = 0$. In addition, we try to make the algorithm fair to each sensitive group by considering equalized odds :

Definition 3.1 (Equalized FPR and FNR). *Let \hat{y} be the estimated outcome from a binary classifier when it receives an instance with protected attributes z and ground truth y .*

$$\text{Let } \text{FPR}_z = \mathbb{P}(\hat{y} = + | z, y = -) \quad \text{and}$$

$$\text{FNR}_z = \mathbb{P}(\hat{y} = - | z, y = +)$$

be the False Positive Rate (FPR) and the False Negative rate (FNR) for group z . A classifier is said to satisfy Equalized FPR (FNR) on group A and B if $\text{FPR}_A = \text{FPR}_B$ ($\text{FNR}_A = \text{FNR}_B$).

Definition 3.2 (Equalized odds). *A classifier exhibits equalized odds if it achieves both an equalized FPR and an equalized FNR.*

In other words, equalized odds implies that the outcome of the classifier is independent of the protected attributes, given the true class.

Definition 3.3 (Equalized Error Rates). *A classifier satisfies equalized error rates (EER) on group A and B if*

$$\mathbb{P}(\hat{y} \neq y | z = A) = \mathbb{P}(\hat{y} \neq y | z = B)$$

Definition 3.4 (ϵ -fairness). *A randomized algorithm satisfies ϵ -fairness if:*

$$|\text{FPR}_A - \text{FPR}_B| \leq \epsilon \quad \text{and} \quad |\text{FNR}_A - \text{FNR}_B| \leq \epsilon.$$

Thus, a measure of how an algorithm performs in terms of equalized odds is given by: $|\text{FPR}_A - \text{FPR}_B|$ and $|\text{FNR}_A - \text{FNR}_B|$, which are sometimes referred throughout the paper as equalized FPR or equalized FNR for simplicity.

Multiplicative Weights Algorithm The *Multiplicative Weights* (MW) is a well-known meta-algorithm for achieving no regret by combining decisions from multiple experts. The main idea is that the decision maker maintains weights on the classifiers based on their performances up to the current round, and the algorithm selects a classifier according to these weights.

Theorem 3.1. *Assume that the loss ℓ_f^t is bounded in $[0,1]$ and $\eta < \frac{1}{2}$. Let $\ell_{f^*}^t$ be the loss of the best expert after t rounds, then we have:*

$$\sum_{t=1}^T \pi^t \ell^t \leq (1 + \eta) \sum_{t=1}^T \ell_{f^*}^t + \frac{\ln d}{\eta},$$

where π^t is the probability mass function (PMF) for selecting the set of classifiers at each round.

This powerful theorem (Arora, Hazan, and Kale 2012) shows that the expected cumulative loss achieved by the MW algorithm is upper bounded by the cumulative loss of the best fixed expert in hindsight asymptotically. In other words, the MW algorithm achieves sub-linear regret.

GroupAware algorithm Blum et al. (2018) proposed a GroupAware version of the MW algorithm to achieve equalized error rates (EER) across sensitive groups in an adversarial setting. They showed that to attain EER it is necessary to run separate instances of the original MW algorithm on each sensitive group. One drawback of the GroupAware algorithm is that it only bounds the performance of the overall error for each sensitive group, without any guarantee on the number of false positives and false negatives within each group. In the worst case, GroupAware could have 100% FPR on one sensitive group and 0% FPR on the other, which leads to a severe violation of equalized odds.

4 G-FORCE algorithm

We argue that it is necessary to run MW instance on a more granular level, in order to satisfy equalized odds. Specifically, it is necessary to keep different instances of the algorithm for each group as well as for each label.

We propose a novel randomized MW algorithm that takes into account not only sensitive groups but also their labels, and show that it is possible to find bounds on the violation of equalized odds. Moreover, these bounds can be further optimized by cleverly coordinating between the instances. For the sake of clarity, in the rest of the paper we consider binary classification with two sensitive groups, though the algorithm can be easily extended to multiple sensitive groups and multi-class problems.

G-FORCE mechanism

G-FORCE keeps separate MW instances for each possible 2-tuple (z, y) with $z \in \{A, B\}$ and $y \in \{+, -\}$. Throughout the paper, we use tuple (z, y) to refer to a MW instance trained for subset of data with group z and label y . Each MW instance associates a weight to a classifier f for group z and label y ; e.g. the weight of classifier f for group A and negative label examples is denoted as $w_{f,A,-}$. The mechanism of G-FORCE is explained in Figure 1. At each round, G-FORCE takes in an example (x, z) . G-FORCE works in three steps: optimization step, prediction step and the update step.

Optimization Step G-FORCE first need to select an appropriate MW instance to use. While group z is known, at this point G-FORCE doesn't know the label yet (which is exactly what the classifiers try to predict) and have to choose between instance $(z, +)$ and instance $(z, -)$. G-FORCE constructs a meta probability, which we refer to as the **blind selection rule** to select between the two instances, where $q_{z,+}$ and $q_{z,-}$ are the probability of selecting $(z, +)$, and $(z, -)$ respectively. In the case G-FORCE selects the wrong instance (for example, true label is $-$ but $(z, +)$ is selected), we refer to the additional losses as Cross-Instance

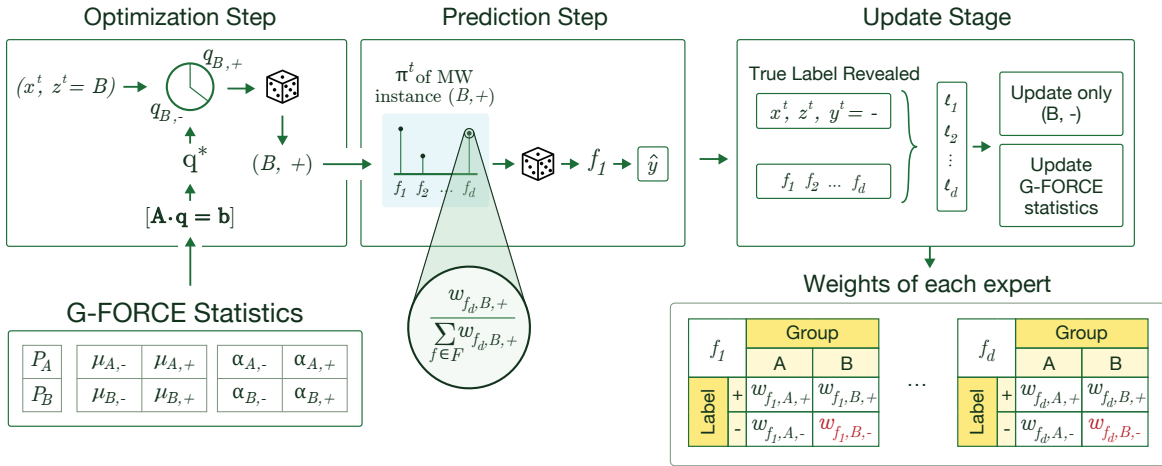


Figure 1: This figure shows how G-FORCE process an input pair (x, z) , where z assumed to be B. In the optimization step, G-FORCE samples from PMF $[q_{B,+}, q_{B,-}]$ constructed from G-FORCE statistics and selects MW instance $(B, +)$ to use. In prediction step, instance $(B, +)$ samples a classifier f_1 to predict. In the update stage, the true label revealed to be $-$, indicating that G-FORCE selected the wrong instance to use in the first stage. G-FORCE only updates the weights for the correct instance $(B, -)$, as well as the G-FORCE statistics.

Cost $\alpha_{z,+}$ (formal definition introduced in next section). The meta probability allows us to explicitly construct an upper bound on the equalized odds. We later show $q_{z,+}$ and $q_{z,-}$ can be explicitly set to tighten this bound by solving a linear system $\mathbf{A}\mathbf{q} = \mathbf{b}$. The parameters of the system (\mathbf{A}, \mathbf{b}) depend on statistics $p_z, \mu_{z,y}, \alpha_{z,y}$, which can all be estimated from the data on the fly. We refer to these statistics as G-FORCE Statistics, and the solution of the linear system as \mathbf{q}^* .

Prediction Step Suppose instance $(z, +)$ is selected, G-FORCE uses normalized weights $\pi_{f,z,+} = \frac{w_{f,z,+}}{\sum_f w_{f,z,+}}$ to sample a classifier f , and adopts f 's prediction for this round.

Update Step After the prediction, the true label y is revealed and each classifier f produces loss $\ell_{f,z,y}^t = \ell(f(x, z), y)$. G-FORCE only updates the weights for instance (z, y) with the exponential rule

$$w_{f,z,y}^{t+1} = w_{f,z,y}^t (1 - \eta)^{\ell_{f,z,y}^t}.$$

In addition, we also update the G-FORCE Statistics used to compute \mathbf{q}^* . Note that although we recalculate \mathbf{q}^* at early rounds since estimation of G-FORCE Statistics has not converged, as the estimation of G-FORCE Statistics converge to the true value, \mathbf{q}^* would also converge.

Theoretical Analysis of G-FORCE

The key contribution of this paper is to show that: (1) the fairness loss in G-FORCE can be upper bounded as a function of $q_{z,+}$ and $q_{z,-}$, and (2) the function values can be reduced to zeros by solving for $q_{z,+}$ and $q_{z,-}$, which further minimizes the upper bound. Specifically,

$$|FPR_A - FPR_B| \leq |G_{FPR} + Q_{FPR}|$$

$$|FNR_A - FNR_B| \leq |G_{FNR} + Q_{FNR}|$$

where G_{FPR}, G_{FNR} are constants that depend on the factors intrinsic to the problem (data distribution and the underlying metrics of the experts), and Q_{FPR}, Q_{FNR} are functions of $q_{z,+}$ and $q_{z,-}$. A formal version of the theorem is stated in 4.3.

In this section, we aim to develop an upper bound on the fairness loss for G-FORCE. We start by first providing an upper bound on regret for the worst cases scenarios, as well as a lower bound on regret for the best case scenarios (we leave the proof to the appendix).

Since there is randomness involved in the selection of MW instances, we define the costs of using a sub-optimal instance as cross-instances cost.

Definition 4.1 (Cross-instances cost). Let $\pi_{f,z,y} = \frac{w_{f,z,y}^t}{\sum_f w_{f,z,y}^t}$ denote the weights when choosing instances (z, y) , normalized to sum up to 1. We define the cross-instances cost at round t as:

$$\alpha_{z,y'}^t = \underbrace{\sum_{f \in \mathcal{F}} \pi_{f,z,y'} \cdot \ell_{f,z,y}^t}_{\text{expected losses with wrong instance } (z,y')} - \underbrace{\sum_{f \in \mathcal{F}} \pi_{f,z,y} \cdot \ell_{f,z,y}^t}_{\text{expected losses with instances } (z,y)}$$

as the difference in expected loss between selecting right instances (z, y) and wrong instances (z, y') .

For example, $\alpha_{z,-}$ is the cross-instances cost of selecting the wrong MW instance $(z, -)$ when the actual example has $y = +$. The cross-instances cost is bigger when weights learned by the wrong MW instance and the right MW instance are more disparate. In practice, since G-FORCE keeps track of weights $\pi_{f,z,y}$, α can be estimated and the estimation is updated at each round after the true label is revealed and individual classifier loss $\ell_{f,z,y}^t$ is realized.

Regret Bound

Lemma 4.1 (Upper Bound). *Let f^* be the best expert in hindsight. The cumulative expected loss $\mathbb{E}[L]$ of G-FORCE can be bounded by:*

$$\mathbb{E}[L] \leq (1 + \eta)L_{f^*} + 4 \frac{\ln d}{\eta} + \alpha, \quad (1)$$

$$\text{where } \alpha = \sum_{z \in \{A, B\}, y \in \{+, -\}} q_{z, y} \sum_t \alpha_{z, y}^t.$$

This upper bound shows that the expected cumulative loss is bounded by the cumulative loss of the best classifier in hindsight plus the cumulative cross-instances cost α .

In order to show the bound for differences in FPR across groups (i.e. for equalized odds), we also provide a lower bound on the expected cumulative loss of G-FORCE.

Lemma 4.2 (Lower Bound). *Let f^* be the best expert in hindsight. Then, G-FORCE's expected cumulative loss is lower bounded by:*

$$\mathbb{E}[L] \geq \gamma(\eta) \cdot L_{f^*} + \alpha. \quad (2)$$

$$\text{where } \gamma(\eta) \text{ is defined as } \gamma(\eta) = \frac{\ln(1 - \eta)}{\ln(1 - \eta(1 + \eta))}.$$

For the bound on fairness loss, each classifier $f \in \mathcal{F}$ satisfies some ϵ -fairness with respect to data distribution $\mathbb{P}_{x, y, z}$, i.e., for $y \in \{+, -\}$;

$$\left| \mathbb{E}_{x, y, z} \left[\frac{L_{f, A, y}}{C_{A, y}} \right] - \mathbb{E}_{x, y, z} \left[\frac{L_{f, B, y}}{C_{B, y}} \right] \right| \leq \epsilon, \quad (3)$$

where $C_{z, y}$ is the cardinality of group z and label y .

Theorem 4.3 (Fairness Bound). *Let FPR_{f^*} (FNR_{f^*}) be the classifier achieving lowest expected cumulative loss on subset $\{z, -\}$ ($\{z, +\}$), $\forall z \in \{A, B\}$. For G-FORCE, and for $q_{A, -} \in [0, 1]$ and $q_{B, -} \in [0, 1]$, we have:*

$$\begin{aligned} & |FPR_A - FPR_B| \\ & \leq |(1 + \eta - \gamma(\eta)) FPR_{f^*} + \epsilon(1 + \eta) + Q_{FPR}| \quad (4) \\ & \leq |G_{FPR} + Q_{FPR}| \end{aligned}$$

$$\begin{aligned} & |FNR_A - FNR_B| \\ & \leq |(1 + \eta - \gamma(\eta)) FNR_{f^*} + \epsilon(1 + \eta) + Q_{FNR}| \quad (5) \\ & \leq |G_{FNR} + Q_{FNR}|. \end{aligned}$$

where Q_{FPR} and Q_{FNR} are functions of $\mathbf{q} = [q_{A, -}, q_{B, -}, q_{A, +}, q_{B, +}]^T$

Implication of the theoretical result The fairness bound shows that after the optimization step, the absolute difference of equalized odds can be bounded by constants G_{FPR} and G_{FNR} . In appendix, we show that these constants depend on factors intrinsic to the problem: properties of the distribution and the fairness of the base classifiers ($\epsilon, FPR_{f^*}, FNR_{f^*}$). In appendix we also compare the theoretical bound of equalized odds with the achieved value of equalized odds in experiments to get a sense of tightness of the bound under different distributions.

Optimal balance between regret and fairness In the appendix, we show that Q_{FPR} and Q_{FNR} can be set to zeros by solving the following set of equations:

$$\begin{bmatrix} \sum_t \alpha_{A, -}^t & -\sum_t \alpha_{B, -}^t \\ p_A \cdot \mu_{A, -} \cdot T & p_B \cdot \mu_{B, -} \cdot T \end{bmatrix} \begin{bmatrix} q_{A, -} \\ q_{B, -} \end{bmatrix} = 0, \quad (6)$$

$$\begin{bmatrix} -\sum_t \alpha_{A, +}^t & \sum_t \alpha_{B, +}^t \\ p_A \cdot \mu_{A, +} \cdot T & p_B \cdot \mu_{B, +} \cdot T \end{bmatrix} \begin{bmatrix} q_{A, +} \\ q_{B, +} \end{bmatrix} = 0. \quad (7)$$

In addition, the upper bound for regret in Eq. (1) can also be tighten by adding the following constraint:

$$[\sum_t \alpha_{A, -}^t \quad \sum_t \alpha_{B, -}^t \quad \sum_t \alpha_{A, +}^t \quad \sum_t \alpha_{B, +}^t] \mathbf{q} = 0, \quad (8)$$

where $\mathbf{q} = [q_{A, -} \quad q_{B, -} \quad q_{A, +} \quad q_{B, +}]^T$.

Given all these equations, constraints and inequalities we can define the following optimization step.

Optimization step At each round, we are led to solve a linear system $\mathbf{A}\mathbf{q} = \mathbf{b}$ where \mathbf{A} and \mathbf{b} are determined by the equations (6), (7) and (8) defined above. However, there are no prior guarantees of the existence of a solution, since matrix \mathbf{A} and vector \mathbf{b} are inherently defined by the given problem, i.e., the statistics of the data and the performance of the classifiers. Thus, we relax the condition to an optimization problem as:

$$\mathbf{q}^* = \arg \min_{\mathbf{q}} \|\lambda(\mathbf{A}\mathbf{q} - \mathbf{b})\|_2^2 \quad (9)$$

where λ is a vector of balancing the importance of equalized FPR, equalized FNR and regret bounds that can be provided on a case-by-case basis based on different potential applications. In our experiments, we solve (9) by using a Sequential Least Squares Programming method (SLSQP) and setting $\lambda = \mathbf{1}$.

In practice, G-FORCE can accommodate different use cases by setting different λ at each round. For example, during the early rounds, since the algorithm hasn't converged yet, we might want to set λ for equalized FPR and equalized FNR to be smaller to penalize the algorithm less for unfairness. Another scenario is a shifting distribution, and G-FORCE can be adaptive to the distribution with different λ .

5 Experiments and results

In this section we present G-FORCE's performance on real and synthetic datasets. G-FORCE keeps three statistics that are necessary to compute Q_{FPR} and Q_{FNR} : (i) the probability of a sample coming from group z , denoted by p_z , (ii) the *base rates of outcomes*, denoted by $\mu_{z, y}$, and (iii) the cross-instance costs α , which is estimated as differences of expected loss between using a right instance and a wrong instance. All three statistics above are estimated with Bayesian and Dirichlet Prior. We use $\eta = 0.35$ in experiments.

Case study: Synthetic Data sets

It is important to test what can be achieved for both algorithms under extreme scenarios. We create a synthetic data framework that allows us to control the distributions and experts with certain desired properties. The balance between protected groups and labels is controlled by setting parameters $p_A, \mu_{A,+}, \mu_{B,+}$. We visualize two such settings in Figure 2. For each dataset, we repeat our experiments 100 times, each with 10000 samples from a specific distribution setting.

It is also important to test the efficacy of our approach when experts have disparate performances or are extremely biased towards different groups. For binary classification with two protected groups, we create four “biased” classifiers/experts, where each is perfect (100% accurate) for one of the group-label subsets ($\{A, +\}, \{A, -\}, \{B, +\}, \{B, -\}$), and random (50% accurate) for the other three. Thus for each group-label subset, there is at least one perfect expert/classifier.

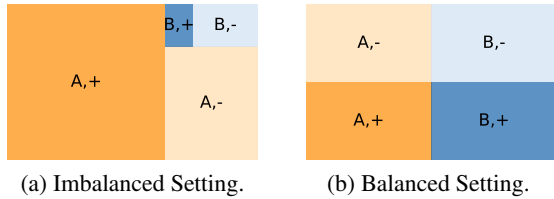


Figure 2: The size of each color block is proportional to the number of examples in that group-label subset. Imbalanced setting is created with $p_A = 0.9, \mu_{A,+} = 0.7, \mu_{B,+} = 0.3$ and balanced setting is created with $p_A = 0.5, \mu_{A,+} = 0.5, \mu_{B,+} = 0.5$.

For imbalanced setting in Figure 2a, we can see the results for the GroupAware algorithm in Figure 3a. We observe that the larger subsets $\{A, +\}$ and $\{B, -\}$ have nearly 100% accuracy while $\{A, -\}$ and $\{B, +\}$ have around 50% accuracy. The GroupAware algorithm, which runs only one MW instance per sensitive group, promotes selecting the perfect classifier for the larger group-label subset within each protected group. This leads to high error rates on the remaining subsets since their associated perfect classifiers are unlikely to be picked.

Even for a perfectly balanced setting (Figure 2a), G-FORCE achieves a more balanced accuracy in each subset and much more stable behavior compared to GroupAware as in Figure 3b. Since the label distribution is balanced, $\{A, -\}$ and $\{A, +\}$ have the same accuracy when classifying an example from group A. GroupAware arbitrarily chooses between perfect classifier for $\{A, +\}$ or $\{A, -\}$ when classifying examples from group A, which leads to large deviations when considering errors on each more fine-grained subset (same analogy for group B). On the contrary, in both settings, G-FORCE is able to track the performance of the equalized odds on each group-label subset and compensate their differences in terms of accuracy. The side effect, as expected, is a slight decrease in accuracy.

Due to the lack of space, we have to leave more experi-

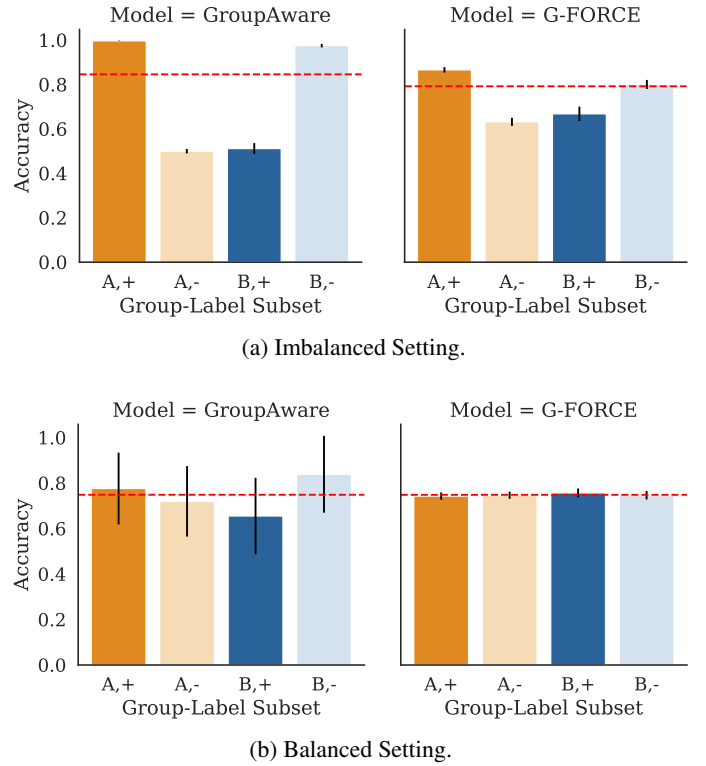


Figure 3: The achieved accuracy on group-label subsets for imbalanced setting ($p_A = 0.9, \mu_{A,+} = 0.7, \mu_{B,+} = 0.3$) and balanced Setting ($p_A = 0.5, \mu_{A,+} = 0.5, \mu_{B,+} = 0.5$). Left: GroupAware. Right: G-FORCE. The vertical black line denotes the standard deviation. The red dashed line is the overall accuracy.

ment results in appendix. In appendix we also plot **Pareto Curve** to characterize the trade-off that can be achieved in G-FORCE.

Case study: Real Data sets

Datasets We consider the Adult, German Credit and COMPAS datasets, all of which are commonly used by the fairness community. Adult consists of individuals’ annual income measurements based on different factors. In the German dataset, people applying for credit from a bank are classified as “good” or “bad” credit based on their attributes. COMPAS provides a likelihood of recidivism based on a criminal defendants history.

Creating Black-box Experts The set of classifiers \mathcal{F} that form the black-box experts are: Logistic Regression (LR), Linear SVM (L SVM), RBF SVM, Decision Tree (DT) and Multi-Layer Perceptron (MLP). These classifiers are trained using 70% of the data set. The remaining 30% of the dataset is set aside to simulate the online arrival of individuals. We compare our G-FORCE algorithm with the GroupAware in terms of regret and fairness. We repeated the experiments 1000 times for German and COMPAS, as well as 10 times for Adult, by randomizing the arrival sequence of individ-

uals.

Results in Table-1 show a general improvement in fairness over the GroupAware algorithm, both in terms of equalized FPR and FNR, along with a small increase in regret. For Adult data set, we also plot the performance of the algorithm over time (see Figure 4). Although German and COMPAS have fewer examples, and thus the standard deviation is higher to make a conclusion, there is still a slight improvement over fairness with slight increase in regret.

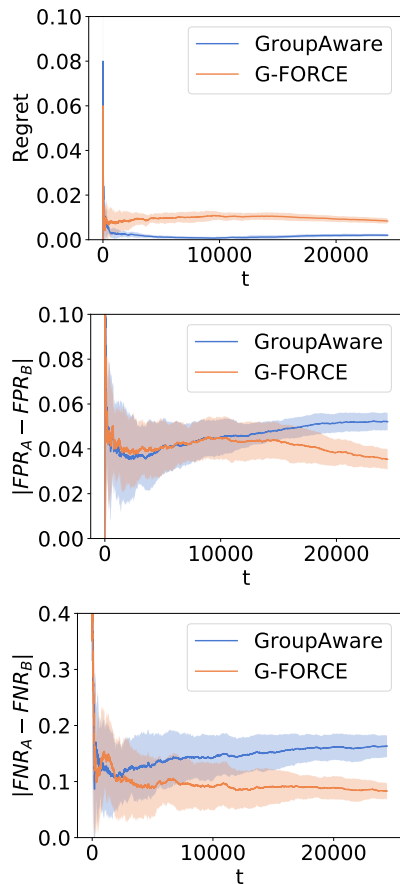


Figure 4: Regret (top), equalized FPR (middle) and FNR (bottom) on Adult. G-FORCE shows a clear improvement over the GroupAware, improving both equalized FPR and equalized FNR.

We also report the error rates and associated ϵ -fairness of each classifier in the appendix. The base classifiers expose similar and more mild behaviors (compared with in real datasets) which makes the task of the algorithm easier, and thus the results are less significant compared to the real dataset. We would like to highlight again that the goal of the paper is not to propose an algorithm always better in experiments than GroupAware (especially since we don't put assumption on ϵ -fairness), but is to have an algorithm with **guaranteed behaviors under any stochastic scenarios**.

6 Discussion

In this paper, we introduce G-FORCE, a randomized MW-based algorithm to achieve approximate equalized odds combining decisions from experts. Our algorithm also gives a provable bound for the number of false positives and negatives it makes in an online stochastic setting, which could be potentially useful beyond the intended application of achieving fairness.

How would one use G-FORCE in a real world application? We believe G-FORCE can be applied to a wide of range of real world application as it could work alongside with human decision makers and correct potential biases. A user would choose a λ to set a desirable trade-off between fairness and accuracy. At each iteration, new weights could be derived based on the data observed so far. Currently, we are also working on a real world application and deploying this algorithm.

Future work Future research could take on a more realistic case in which feedback is delayed for some number of rounds. For example, during the college admissions process, the performance of a student is generally evaluated at the end of each term, while colleges typically offer admission decisions in mid-year. Similarly, when an individual applies for a loan, the bank often needs to wait for some time to know whether the applicant will default or not.

References

- Angwin, J.; Larson, J.; Mattu, S.; and Kirchner, L. 2016. Machine Bias. *ProPublica* May 23rd.
- Arora, S.; Hazan, E.; and Kale, S. 2012. The Multiplicative Weights Update Method: a Meta-Algorithm and Applications. *Theory of Computing* 8: 121–164.
- Bechavod, Y.; Ligett, K.; Roth, A.; Waggoner, B.; and Wu, S. Z. 2019. Equal Opportunity in Online Classification with Partial Feedback. In *NeurIPS*, 32, 8972–8982.
- Blum, A.; Gunasekar, S.; Lykouris, T.; and Srebro, N. 2018. On preserving non-discrimination when combining expert advice. In *NeurIPS*, 31, 8376–8387.
- Celis, L. E.; Huang, L.; Keswani, V.; and Vishnoi, N. K. 2019. Classification with Fairness Constraints: A Meta-Algorithm with Provable Guarantees. In *Proc. of the Conf. on Fairness, Accountability, and Transparency*, 319–328.
- Chouldechova, A. 2017. Fair prediction with disparate impact: A study of bias in recidivism prediction instruments. *Big data* 5 2: 153–163.
- Corbett-Davies, S.; Pierson, E.; Feller, A.; Goel, S.; and Huq, A. 2017. Algorithmic Decision Making and the Cost of Fairness. In *KDD*.
- Donini, M.; Oneto, L.; Ben-David, S.; Shawe-Taylor, J. S.; and Pontil, M. 2018. Empirical Risk Minimization Under Fairness Constraints. In *NeurIPS*, 31, 2791–2801.

| | Adult | | | Compas | | | German | | |
|------------|--------------------|--------------------|--------------------|--------------------|--------------------|--------------------|--------------------|--------------------|------------|
| | FPR | FNR | Regret | FPR | FNR | Regret | FPR | FNR | Regret |
| GroupAware | 0.05± 0.01 | 0.17± 0.02 | 0.00 ± 0.00 | 0.20± 0.04 | 0.27± 0.04 | 0.01 ± 0.00 | 0.40± 0.13 | 0.21± 0.08 | 0.01± 0.01 |
| G-FORCE | 0.04 ± 0.01 | 0.08 ± 0.01 | 0.01± 0.00 | 0.18 ± 0.03 | 0.25 ± 0.04 | 0.01± 0.01 | 0.32 ± 0.15 | 0.18 ± 0.01 | 0.01± 0.01 |

Table 1: Equalized FPR, equalized FNR and regret on real datasets. Lower numbers are better.

Dwork, C.; Hardt, M.; Pitassi, T.; Reingold, O.; and Zemel, R. 2012. Fairness through Awareness. In *Proc. of the 3rd Innovations in Theoretical Computer Science Conf.*, ITCS 12, 214–226. doi:10.1145/2090236.2090255.

Gillen, S.; Jung, C.; Kearns, M.; and Roth, A. 2018. Online Learning with an Unknown Fairness Metric. In *NeurIPS*, 31, 2600–2609.

Hardt, M.; Price, E.; and Srebro, N. 2016. Equality of opportunity in supervised learning. In *NeurIPS*, 29, pp. 3315–3323.

Joseph, M.; Kearns, M.; Morgenstern, J. H.; and Roth, A. 2016. Fairness in Learning: Classic and Contextual Bandits. In *NeurIPS*, 325–333.

Kleinberg, J.; Mullainathan, S.; and Raghavan, M. 2017. Inherent Trade-Offs in the Fair Determination of Risk Scores. *Innovations in Theoretical Computer Science*.

Liu, Y.; Radanovic, G.; Dimitrakakis, C.; Mandal, D.; and Parkes, D. C. 2017. Calibrated fairness in Bandits. In *Proceedings of the 4th Workshop on Fairness, Accountability, and Transparency in Machine Learning (Fat/ML 2017)*.

Zafar, M. B.; Valera, I.; Gomez-Rodriguez, M.; and Gummadi, K. P. 2017. Fairness Beyond Disparate Treatment and Disparate Impact: Learning Classification without Disparate Mistreatment. In *Proc. of the 26th Int. Conf. on World Wide Web*, 1171–1180.

Zafar, M. B.; Valera, I.; Rodriguez, M. G.; and Gummadi, K. P. 2015. Fairness constraints: Mechanisms for fair classification. *arXiv preprint arXiv:1507.05259*.

7 Appendixes

Additional Experiment Results

Synthetic Data Set

Additional Experiments: Pareto Curve on Synthetic Dataset To clearly illustrate the trade-off that can be achieved in the optimization step, we plot the pareto front by varying λ defined in the optimization step 9. The Pareto curve is in 5.

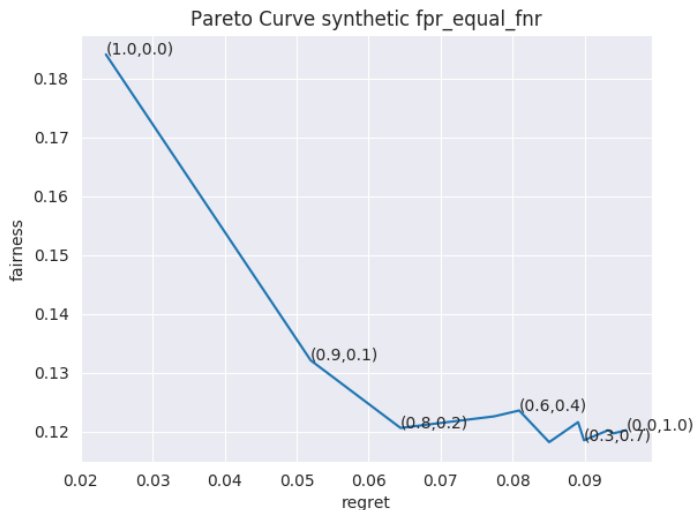


Figure 5: Pareto Curve for the synthetic dataset with imbalanced setting. x-axis is the regret and y-axis is the average value of Equalized FPR and Equalized FNR. The pair indicates $(\lambda_{regret}, \lambda_{Fairness})$ where $\lambda_{Fairness} = \lambda_{FPR} = \lambda_{FNR}$.

Additional Experiments: different distribution on synthetic dataset We summarize the experiments for Synthetic data in Tables 2 and 3, where we fix $p_A = 0.9, p_B = 0.1, \mu_{A,+} = 0.7$ and varies $\mu_{B,+}$.

| $\mu_{B,+}$ | MW | GroupAware | G-FORCE |
|-------------|-------------------|--------------------------|--------------------------|
| 0.1 | 0.016 \pm 0.013 | 0.494 \pm 0.009 | 0.305 \pm 0.020 |
| 0.3 | 0.018 \pm 0.013 | 0.487 \pm 0.012 | 0.182 \pm 0.014 |
| 0.4 | 0.026 \pm 0.011 | 0.475 \pm 0.019 | 0.148 \pm 0.032 |
| 0.5 | 0.024 \pm 0.018 | 0.283 \pm 0.162 | 0.110 \pm 0.030 |
| 0.6 | 0.011 \pm 0.008 | 0.019 \pm 0.022 | 0.032 \pm 0.017 |

Table 2: Equalized FPR by fixing $p_A = 0.9, p_B = 0.1, \mu_{A,+} = 0.7$

| $\mu_{B,+}$ | MW | GroupAware | G-FORCE |
|-------------|-------------------|--------------------------|--------------------------|
| 0.1 | 0.473 \pm 0.060 | 0.509 \pm 0.055 | 0.304 \pm 0.028 |
| 0.3 | 0.490 \pm 0.031 | 0.486 \pm 0.022 | 0.194 \pm 0.018 |
| 0.4 | 0.508 \pm 0.018 | 0.488 \pm 0.019 | 0.146 \pm 0.018 |
| 0.5 | 0.488 \pm 0.013 | 0.296 \pm 0.162 | 0.111 \pm 0.030 |
| 0.6 | 0.495 \pm 0.020 | 0.022 \pm 0.019 | 0.046 \pm 0.010 |

Table 3: Equalized FNR by fixing $p_A = 0.9, p_B = 0.1, \mu_{A,+} = 0.7$

Real Data Sets

| | # of rounds | p_A | $\mu_{A,+}$ | $\mu_{B,+}$ |
|---------------|-------------|-------|-------------|-------------|
| Adult | 24421 | 0.851 | 0.26 | 0.16 |
| German Credit | 300 | 0.853 | 0.73 | 0.50 |
| COMPAS | 1584 | 0.398 | 0.54 | 0.39 |

| | | Individual Experts | | | | | Combined Experts | |
|--------|-----|--------------------|---------|-------|-------|-------|------------------|--------------|
| | | L SVM | RBF SVM | DT | MLP | LR | Group-Aware | G-FORCE |
| Adult | FPR | 0.022 | 0.046 | 0.043 | 0.047 | 0.047 | 0.052 | 0.035 |
| | FNR | 0.026 | 0.199 | 0.200 | 0.214 | 0.214 | 0.163 | 0.083 |
| | EER | 0.058 | 0.062 | 0.062 | 0.061 | 0.061 | 0.074 | 0.069 |
| German | FPR | 0.00 | 0.371 | 0.471 | 0.421 | 0.050 | 0.373 | 0.329 |
| | FNR | 0.000 | 0.320 | 0.770 | 0.680 | 0.650 | 0.207 | 0.181 |
| | EER | 0.090 | 0.090 | 0.208 | 0.210 | 0.280 | 0.093 | 0.098 |
| COMPAS | FPR | 0.190 | 0.150 | 0.160 | 0.158 | 0.240 | 0.191 | 0.184 |
| | FNR | 0.256 | 0.240 | 0.260 | 0.240 | 0.340 | 0.264 | 0.249 |
| | EER | 0.019 | 0.010 | 0.010 | 0.010 | 0.010 | 0.016 | 0.019 |

Table 4: ϵ -Fairness of base experts, GroupAware and G-FORCE .

Summary statistics of real data sets

Proofs

We define the cumulative loss of classifier f on group z as $L_{f,z} = \sum_{t=1}^T \ell_{f,z}^t$. The cumulative false positive of f on group z is the cumulative loss made on the negative examples; and its expression is $L_{f,z,-} = \sum_{t=1}^T \ell_{f,z}^t \mathbb{1}\{y = -\}$. Similarly, we defined the expected loss on group z as $\mathbb{E}[L_z] = \sum_{t=1}^T \sum_{f \in \mathcal{F}} \pi_f^t \ell_{f,z}^t$ and the expected false positive on group z is $\mathbb{E}[L_{z,-}] = \sum_{t=1}^T \sum_{f \in \mathcal{F}} \pi_f^t \ell_{f,z}^t \mathbb{1}\{y = -\}$.

Proof of Lemma 1 Let $\Phi_{z,+}^t = \sum_{f \in \mathcal{F}} w_{f,z,+}^t$. We start computing the expected loss on group $z, +$:

$$\begin{aligned}
\mathbb{E}[\ell_{z,+}^t] &= \sum_{f \in \mathcal{F}} \pi_{f,z}^t \cdot \ell_{f,z}^t \mathbb{1}\{y = +\} \\
&= \sum_{f \in \mathcal{F}} \left(q_{z,+}^t \cdot \frac{w_{f,z,+}}{\sum_{f \in \mathcal{F}} w_{f,z,+}} + q_{z,-}^t \cdot \frac{w_{f,z,-}}{\sum_{f \in \mathcal{F}} w_{f,z,-}} \right) \cdot \ell_{f,z}^t \mathbb{1}\{y = +\} \\
&= q_{z,+}^t \cdot \sum_{f \in \mathcal{F}} \frac{w_{f,z,+}^t}{\Phi_{z,+}^t} \cdot \ell_{f,z}^t \mathbb{1}\{y = +\} + q_{z,-}^t \cdot \sum_{f \in \mathcal{F}} \frac{w_{f,z,-}^t}{\Phi_{z,-}^t} \cdot \ell_{f,z}^t \mathbb{1}\{y = +\} \\
&= q_{z,+}^t \cdot \sum_{f \in \mathcal{F}} \frac{w_{f,z,+}^t}{\Phi_{z,+}^t} \cdot \ell_{f,z,+}^t + q_{z,-}^t \cdot \sum_{f \in \mathcal{F}} \frac{w_{f,z,-}^t}{\Phi_{z,-}^t} \cdot \ell_{f,z,+}^t
\end{aligned} \tag{10}$$

The overall expected loss is composed by two terms: the former, which is the expected loss on group $z, +$ when their associated weights $w_{f,z,+}$ are selected, and the later, when the wrong weights $w_{f,z,-}$ are selected. Both terms are weighted by their respective estimated rates $q_{z,+}^t$ and $q_{z,-}^t$.

Then, we have the following inequality:

$$\begin{aligned}
\Phi_{z,+}^{t+1} &= \sum_{f \in \mathcal{F}} w_{f,z,+}^{t+1} \\
&= \sum_{f \in \mathcal{F}} w_{f,z,+}^t (1 - \eta)^{\ell_{f,z}^t \mathbf{1}\{y=+\}} \\
&\leq \sum_{f \in \mathcal{F}} w_{f,z,+}^t (1 - \eta \ell_{f,z}^t \mathbf{1}\{y=+\}) \\
&= \sum_{f \in \mathcal{F}} w_{f,z,+}^t - \eta \sum_{f \in \mathcal{F}} w_{f,z,+}^t \ell_{f,z,+}^t \\
&= \Phi_{z,+}^t (1 - \eta \sum_{f \in \mathcal{F}} \frac{w_{f,z,+}^t}{\Phi_{z,+}^t} \cdot \ell_{f,z,+}^t)
\end{aligned}$$

Thus by the recursive function, we have

$$\begin{aligned}
\Phi_{z,+}^{T+1} &\leq \Phi_{z,+}^1 \prod_{t=1}^T (1 - \eta \sum_{f \in \mathcal{F}} \frac{w_{f,z,+}^t}{\Phi_{z,+}^t} \cdot \ell_{f,z,+}^t) \\
&= d \prod_{t=1}^T (1 - \eta \sum_{f \in \mathcal{F}} \frac{w_{f,z,+}^t}{\Phi_{z,+}^t} \cdot \ell_{f,z,+}^t).
\end{aligned} \tag{11}$$

Following the updating rule of the MW algorithm, we have

$$\begin{aligned}
w_{f,z,+}^{T+1} &= w_{f,z,+}^1 (1 - \eta)^{\sum_{t=1}^T \ell_{f,z}^t \mathbf{1}\{y=+\}} \\
&= (1 - \eta)^{\sum_{t=1}^T \ell_{f,z,+}^t}
\end{aligned} \tag{12}$$

where $w_{f,z,+}^t = 1$, as all the weights are initialized.

Using 11 and 12,

$$w_{f,z,+}^{T+1} = (1 - \eta)^{\sum_{t=1}^T \ell_{f,z,+}^t} \leq \Phi_{z,+}^{T+1} \leq d \prod_{t=1}^T (1 - \eta \sum_{f \in \mathcal{F}} \frac{w_{f,z,+}^t}{\Phi_{z,+}^t} \cdot \ell_{f,z,+}^t) \tag{13}$$

and taking the logarithm of both sides, we have

$$\begin{aligned}
\ln(1 - \eta) L_{f,z,+} &\leq \ln d + \sum_{t=1}^T \ln(1 - \eta \sum_{f \in \mathcal{F}} \frac{w_{f,z,+}^t}{\Phi_{z,+}^t} \cdot \ell_{f,z,+}^t) \\
\ln(1 - \eta) L_{f,z,+} &\leq \ln d - \eta \sum_{f \in \mathcal{F}} \frac{w_{f,z,+}^t}{\Phi_{z,+}^t} \cdot \ell_{f,z,+}^t
\end{aligned} \tag{14}$$

$$\sum_{t=1}^T \sum_{f \in \mathcal{F}} \frac{w_{f,z,+}^t}{\Phi_{z,+}^t} \cdot \ell_{f,z,+}^t \leq (1 + \eta) L_{f,z,+} + \frac{\ln d}{\eta} \tag{15}$$

Equation 14 follows because if $\eta < 1/2$, we can use the inequality $\ln(1 - \eta) < -\eta$. This is intuitive as if we always choose weights for positive examples, it reduces to the same bound as in the original MW algorithm.

We now assume that the expected error on group $z, +$ when wrong weights $w_{f,z,-}$ are selected is bounded as:

$$\sum_{f \in \mathcal{F}} \frac{w_{f,z,-}^t}{\Phi_{z,-}^t} \cdot \ell_{f,z,+}^t \leq \sum_{f \in \mathcal{F}} \frac{w_{f,z,+}^t}{\Phi_{z,+}^t} \cdot \ell_{f,z,+}^t + \alpha_{z,-}^t \tag{16}$$

where $\alpha_{z,-}^t < 1$ is the difference loss in expectation made when using the incorrect weights of the MW algorithm on group $z, +$ (Cross-Instance Cost). Then

$$\mathbb{E}[L_{z,+}] = \sum_{t=1}^T \left(q_{z,+}^t \cdot \sum_{f \in \mathcal{F}} \frac{w_{f,z,+}^t}{\Phi_{z,+}^t} \cdot \ell_{f,z,+}^t + q_{z,-}^t \cdot \sum_{f \in \mathcal{F}} \frac{w_{f,z,-}^t}{\Phi_{z,-}^t} \cdot \ell_{f,z,+}^t \right) \tag{17}$$

$$\mathbb{E}[L_{z,+}] \leq \sum_{t=1}^T \sum_{f \in \mathcal{F}} \frac{w_{f,z,+}^t}{\Phi_{z,+}^t} \cdot \ell_{f,z,+}^t + q_{z,-}^t \cdot \sum_t \alpha_{z,-}^t \tag{18}$$

where using 15, we finally obtain:

$$\mathbb{E}[L_{z,+}] \leq (1 + \eta)L_{f,z,+} + \frac{\ln d}{\eta} + q_{z,-}^t \cdot \sum_t \alpha_{z,-}^t \quad (19)$$

Similarly,

$$\mathbb{E}[L_{z,-}] \leq (1 + \eta)L_{f,z,-} + \frac{\ln d}{\eta} + q_{z,+}^t \cdot \sum_t \alpha_{z,+}^t. \quad (20)$$

The expected total errors on group z is, adding the two equations above:

$$\mathbb{E}[L_z] \leq (1 + \eta)L_{f,z} + 2\frac{\ln d}{\eta} + (q_{z,-}^t \cdot \sum_t \alpha_{z,-}^t + q_{z,+}^t \cdot \sum_t \alpha_{z,+}^t)$$

In the same way, the expected total errors (considering $z = A, B$) is:

$$\mathbb{E}[L] \leq (1 + \eta)L_f + 4\frac{\ln d}{\eta} + \alpha \quad (21)$$

where all the Cross-Instance Costs are condensed in:

$$\alpha = \sum_{z \in \{A, B\}, y \in \{-, +\}} q_{z,y} \sum_t \alpha_{z,y}^t.$$

Proof of Lemma 2 Using the same process as for the upper bound, we have:

$$\begin{aligned} \Phi_{z,+}^{t+1} &= \sum_{f \in \mathcal{F}} w_{f,z,+}^{t+1} \\ &= \sum_{f \in \mathcal{F}} w_{f,z,+}^t (1 - \eta)^{\ell_{f,z}^t \mathbf{1}\{y=+\}} \\ &\geq \sum_{f \in \mathcal{F}} w_{f,z,+}^t (1 - \eta(1 + \eta))^{\ell_{f,z}^t \mathbf{1}\{y=+\}} \\ &= \sum_{f \in \mathcal{F}} w_{f,z,+}^t - \eta(1 + \eta) \sum_{f \in \mathcal{F}} w_{f,z,+}^t \ell_{f,z,+}^t \\ &= \Phi_{z,+}^t (1 - \eta(1 + \eta)) \sum_{f \in \mathcal{F}} \frac{w_{f,z,+}^t}{\Phi_{z,+}^t} \cdot \ell_{f,z,+}^t. \end{aligned}$$

Thus, by the recursive function, we have

$$\begin{aligned} \Phi_{z,+}^{T+1} &\geq \Phi_{z,+}^1 \prod_{t=1}^T (1 - \eta(1 + \eta)) \sum_{f \in \mathcal{F}} \frac{w_{f,z,+}^t}{\Phi_{z,+}^t} \cdot \ell_{f,z,+}^t \\ &= d \prod_{t=1}^T (1 - \eta(1 + \eta)) \sum_{f \in \mathcal{F}} \frac{w_{f,z,+}^t}{\Phi_{z,+}^t} \cdot \ell_{f,z,+}^t \end{aligned}$$

Let f^* be the best expert in hindsight in terms of achieving lowest false positives, we have

$$\begin{aligned} \Phi_{z,+}^t &= \sum_{f \in \mathcal{F}} w_{f,z,+}^t \\ &\leq d \cdot \max_{f \in \mathcal{F}} w_{f,z,+}^t \\ &= d \cdot w_{f^*,z,+}^t \\ &= d \cdot \max_{f \in \mathcal{F}} (1 - \eta)^{\sum_{i=1}^t \ell_{f,z}^i \mathbf{1}\{y=+\}} \\ &= d \cdot (1 - \eta)^{\sum_{i=1}^t \ell_{f^*,z}^i \mathbf{1}\{y=+\}}. \end{aligned}$$

Therefore we have:

$$d \cdot (1 - \eta)^{\sum_{t=1}^T \ell_{f^*,z}^t \cdot \mathbb{1}\{y=1\}} \geq \Phi_{z,+}^t \geq d \cdot \prod_{t=1}^T [1 - \eta(1 + \eta) \sum_{f \in \mathcal{F}} \frac{w_{f,z,+}^t}{\Phi_{z,+}^t} \cdot \ell_{f,z,+}^t]$$

Taking the log of both sides:

$$\ln(1 - \eta)L_{f^*,z,+} \geq \sum_{t=1}^T \ln \left(1 - \eta(1 + \eta) \sum_{f \in \mathcal{F}} \frac{w_{f,z,+}^t}{\Phi_{z,+}^t} \cdot \ell_{f,z,+}^t \right) \quad (22)$$

$$\ln(1 - \eta)L_{f^*,z,+} \geq \ln(1 - \eta(1 + \eta)) \sum_{t=1}^T \sum_{f \in \mathcal{F}} \frac{w_{f,z,+}^t}{\Phi_{z,+}^t} \cdot \ell_{f,z,+}^t \quad (23)$$

$$\sum_{t=1}^T \sum_{f \in \mathcal{F}} \frac{w_{f,z,+}^t}{\Phi_{z,+}^t} \cdot \ell_{f,z,+}^t \geq \gamma(\eta)L_{f^*,z,+} \quad (24)$$

where $\gamma(\eta)$ is defined as:

$$\gamma(\eta) = \frac{\ln(1 - \eta)}{\ln(1 - \eta(1 + \eta))}$$

using that $\ln(1 - \eta(1 + \eta)x) \geq \ln(1 - \eta(1 + \eta))x$ for all $x \in [0, 1]$ and $\eta \in (0, \eta^{max})$, where $\eta^{max} = \frac{-1 + \sqrt{5}}{2}$ which does not restrict the range of $\eta \in (0, 0.5)$.

Thus, using 16, we have:

$$\begin{aligned} \mathbb{E}[L_{z,+}] &= \sum_{t=1}^T (q_{z,+}^t \sum_{f \in \mathcal{F}} \frac{w_{f,z,+}^t}{\Phi_{z,+}^t} \cdot \ell_{f,z,+}^t + q_{z,-}^t \sum_{f \in \mathcal{F}} \frac{w_{f,z,-}^t}{\Phi_{z,-}^t} \cdot \ell_{f,z,-}^t) \\ &\geq \gamma(\eta)L_{f^*,z,+} + q_{z,-}^t \cdot \sum_t \alpha_{z,-}^t. \end{aligned}$$

and,

$$\mathbb{E}[L_z] \geq \gamma(\eta)L_{f^*,z} + (q_{z,-}^t \cdot \sum_t \alpha_{z,-}^t + q_{z,+}^t \cdot \sum_t \alpha_{z,+}^t).$$

Finally, the total expected error is lower bounded by:

$$\mathbb{E}[L] \geq \gamma(\eta)L_{f^*} + \alpha. \quad (25)$$

Fairness Bound

Proof We assume group A arrives with probability p , group B arrives with probability $1-p$, that is, $\mathbb{P}(z = A) = p$. The expected mean label of group A is defined as $\mu_{A,+} = \mathbb{P}(y = + | z = A)$ and mean label of group B is defined as $\mu_{B,+} = \mathbb{P}(y = + | z = B)$. Each individual classifier is ϵ -fair, thus:

$$\left| \mathbb{E}_{x,y,z} \left[\frac{L_{f,A,-}}{\sum_{t=1}^T \mathbb{1}\{y = -\} \mathbb{1}\{z = A\}} \right] - \mathbb{E}_{x,y,z} \left[\frac{L_{f,B,-}}{\sum_{t=1}^T \mathbb{1}\{y = -\} \mathbb{1}\{z = B\}} \right] \right| \leq \epsilon, \forall f \quad (26)$$

which represents the cardinality of the selected subset of samples.

The absolute difference of FPR between group A and group B is:

$$|FPR_A - FPR_B| = \left| \mathbb{E}_{x,y,z} \left[\frac{L_{A,-}}{\sum_{t=1}^T \mathbb{1}\{z = A\} \mathbb{1}\{y = -\}} - \frac{L_{B,-}}{\sum_{t=1}^T \mathbb{1}\{z = B\} \mathbb{1}\{y = -\}} \right] \right| \quad (27)$$

For the sake of notation we define

$$C_{A,-} = \sum_{t=1}^T \mathbb{1}\{y = -\} \mathbb{1}\{z = A\} \text{ and } C_{B,-} = \sum_{t=1}^T \mathbb{1}\{z = B\} \mathbb{1}\{y = -\}.$$

Using Lemmas 1 and 2, we have:

$$\begin{aligned}
& \left| \mathbb{E}_{x,y,z} \left[\frac{L_{A,-}}{C_{A,-}} - \frac{L_{B,-}}{C_{B,-}} \right] \right| \\
& \leq \left| \mathbb{E}_{x,y,z} \left[\frac{(1+\eta)L_{f^*(A,-),A,-}}{C_{A,-}} + \frac{\frac{\ln d}{\eta}}{C_{A,-}} + \frac{q_{A,-}^t \cdot \sum_t \alpha_{A,-}^t}{C_{A,-}} - \frac{\gamma(\eta)L_{f^*(B,-),B,-}}{C_{B,-}} - \frac{q_{B,-}^t \cdot \sum_t \alpha_{B,-}^t}{C_{B,-}} \right] \right| \\
& = |(1+\eta)\mathbb{E}_{x,y,z} \left[\frac{L_{f^*(A,-),A,-}}{C_{A,-}} \right] - \gamma(\eta)\mathbb{E}_{x,y,z} \left[\frac{L_{f^*(B,-),B,-}}{C_{B,-}} \right] + \\
& \quad \left(\frac{q_{A,-}^t \cdot \sum_t \alpha_{A,-}^t}{C_{A,-}} - \frac{q_{B,-}^t \cdot \sum_t \alpha_{B,-}^t}{C_{B,-}} \right) + \mathbb{E}_{x,y,z} \left[\frac{\ln d}{\eta C_{A,-}} \right] | \quad (28)
\end{aligned}$$

Using equation 26, we have:

$$\left| \mathbb{E}_{x,y,z} \left[\frac{L_{f^*(B,-),A,-}}{C_{A,-}} \right] - \mathbb{E}_{x,y,z} \left[\frac{L_{f^*(B,-),B,-}}{C_{B,-}} \right] \right| \leq \epsilon$$

Moreover, without loss of generality we assume that f^* makes the smallest average loss on group B. This is,

$$\mathbb{E}_{x,y,z} \left[\frac{L_{f^*(A,-),A,-}}{C_{A,-}} \right] \leq \mathbb{E}_{x,y,z} \left[\frac{L_{f^*(B,-),A,-}}{C_{A,-}} \right] \leq \mathbb{E}_{x,y,z} \left[\frac{L_{f^*(B,-),B,-}}{C_{B,-}} \right] + \epsilon.$$

Thus, equation 28 becomes:

$$\begin{aligned}
& \leq \left| (1+\eta) \left(\mathbb{E}_{x,y,z} \left[\frac{L_{f^*(B,-),B,-}}{C_{B,-}} \right] + \epsilon \right) - \gamma(\eta)\mathbb{E}_{x,y,z} \left[\frac{L_{f^*(B,-),B,-}}{C_{B,-}} \right] + \left(\frac{q_{A,-}^t \cdot \sum_t \alpha_{A,-}^t}{C_{A,-}} - \frac{q_{B,-}^t \cdot \sum_t \alpha_{B,-}^t}{C_{B,-}} \right) + \mathbb{E}_{x,y,z} \left[\frac{\ln d}{\eta C_{A,-}} \right] \right| \\
& \leq \left| (1+\eta - \gamma(\eta)) \mathbb{E}_{x,y,z} \left[\frac{L_{f^*(B,-),B,-}}{C_{B,-}} \right] + \epsilon(1+\eta) + \left(\frac{q_{A,-}^t \cdot \sum_t \alpha_{A,-}^t}{C_{A,-}} - \frac{q_{B,-}^t \cdot \sum_t \alpha_{B,-}^t}{C_{B,-}} \right) + \mathbb{E}_{x,y,z} \left[\frac{\ln d}{\eta C_{A,-}} \right] \right| \\
& \leq \left| (1+\eta - \gamma(\eta)) \mathbb{E}_{x,y,z} \left[\frac{L_{f^*(B,-),B,-}}{C_{B,-}} \right] + \epsilon(1+\eta) + \left(\frac{q_{A,-}^t \cdot \sum_t \alpha_{A,-}^t}{p_A(1-\mu_{A,+})T} - \frac{q_{B,-}^t \cdot \sum_t \alpha_{B,-}^t}{p_B(1-\mu_{B,+})T} \right) + \frac{\ln d}{\eta p(1-\mu_{A,+})T} \right|
\end{aligned}$$

When $T \rightarrow \infty$, the last term goes to zero, and

$$\begin{aligned}
& \left| \mathbb{E}_{x,y,z} \left[\frac{L_{A,-}}{C_{A,-}} - \frac{L_{B,-}}{C_{B,-}} \right] \right| \\
& \leq \left| (1+\eta - \gamma(\eta)) \mathbb{E}_{x,y,z} \left[\frac{L_{f^*(B,-),B,-}}{C_{B,-}} \right] + \epsilon(1+\eta) + \underbrace{\left(\frac{q_{A,-} \cdot \sum_t \alpha_{A,-}^t}{p_A(1-\mu_{A,+})T} - \frac{q_{B,-} \cdot \sum_t \alpha_{B,-}^t}{p_B(1-\mu_{B,+})T} \right)}_{Q_{FPR}} \right| \\
& \leq \left| (1+\eta - \gamma(\eta)) FPR_{f^*} + \epsilon(1+\eta) + \underbrace{\left(\frac{q_{A,-} \cdot \sum_t \alpha_{A,-}^t}{p_A(1-\mu_{A,+})T} - \frac{q_{B,-} \cdot \sum_t \alpha_{B,-}^t}{p_B(1-\mu_{B,+})T} \right)}_{Q_{FPR}} \right| \quad (29)
\end{aligned}$$

Similarly, for the absolute difference of FNR between group A and group B, we have:

$$\begin{aligned}
& \left| \mathbb{E}_{x,y,z} \left[\frac{L_{A,+}}{C_{A,+}} - \frac{L_{B,+}}{C_{B,+}} \right] \right| \\
& \leq \left| (1 + \eta - \gamma(\eta)) \mathbb{E}_{x,y,z} \left[\frac{L_{f^*(B,+),B,+}}{C_{B,+}} \right] + \epsilon(1 + \eta) + \underbrace{\left(\frac{q_{A,+} \cdot \sum_t \alpha_{A,+}^t}{p_A \mu_{A,+} T} - \frac{q_{B,+} \cdot \sum_t \alpha_{B,+}^t}{p_B \mu_{B,+} T} \right)}_{Q_{FNR}} \right| \\
& \leq \left| (1 + \eta - \gamma(\eta)) + \epsilon(1 + \eta) FNR_{f^*} + \underbrace{\left(\frac{q_{A,+} \cdot \sum_t \alpha_{A,+}^t}{p_A \mu_{A,+} T} - \frac{q_{B,+} \cdot \sum_t \alpha_{B,+}^t}{p_B \mu_{B,+} T} \right)}_{Q_{FNR}} \right| \quad (30)
\end{aligned}$$

where FPR_{f^*} (FNR_{f^*}) is the FPR(FNR) of the best classifier f^* on the best sensitive group z^* .

Optimal balance between regret and fairness Considering the fairness bound from Eq 29, since $\alpha_{z,y}^t$ and $\mu_{z,+}$ can be tracked and estimated, the last two terms Q_{FNR} , Q_{FPR} can be cancelled out by specifically setting an appropriated value to \mathbf{q} at each round. In fact, from (4) we would like to solve the following equation:

$$\begin{bmatrix} \sum_t \alpha_{A,-}^t & -\sum_t \alpha_{B,-}^t \\ p_A \cdot \mu_{A,-} \cdot T & p_B \cdot \mu_{B,-} \cdot T \end{bmatrix} \begin{bmatrix} q_{A,-} \\ q_{B,-} \end{bmatrix} = 0, \quad (31)$$

to tighten the upper bound. Similarly, for (5) we have:

$$\begin{bmatrix} -\sum_t \alpha_{A,+}^t & \sum_t \alpha_{B,+}^t \\ p_A \cdot \mu_{A,+} \cdot T & p_B \cdot \mu_{B,+} \cdot T \end{bmatrix} \begin{bmatrix} q_{A,+} \\ q_{B,+} \end{bmatrix} = 0. \quad (32)$$

The upper bound for the total expected loss in Eq. (1), can also be tighten adding the following equation:

$$\left[\sum_t \alpha_{A,-}^t \quad \sum_t \alpha_{B,-}^t \quad \sum_t \alpha_{A,+}^t \quad \sum_t \alpha_{B,+}^t \right] \mathbf{q} = 0, \quad (33)$$

where $\mathbf{q} = [q_{A,-} \quad q_{B,-} \quad q_{A,+} \quad q_{B,+}]^T$.

Additionally, we have the normalizing constraints that $q_{A,-} + q_{A,+} = 1$ and $q_{B,-} + q_{B,+} = 1$ as well as $0 \leq q_{z,y} \leq 1$ for $z \in \{A, B\}$ and $y \in \{+, -\}$.

Given all these equations, constraints and inequalities we can define the following optimization step.

Optimization step At each round, we are led to solve a linear system $\mathbf{A}\mathbf{q} = \mathbf{b}$ where \mathbf{A} and \mathbf{b} are determined by the equations (31), (32) and (33) defined above. However, there are no prior guarantees of the existence of a solution, since matrix \mathbf{A} and vector \mathbf{b} are inherently defined by the given problem, i.e., the statistics of the data and the performance of the classifiers. Thus, we relax the condition to an optimization problem as:

$$\mathbf{q}^* = \arg \min_{\mathbf{q}} \|\boldsymbol{\lambda}(\mathbf{A}\mathbf{q} - \mathbf{b})\|_2^2 \quad (34)$$

where $\boldsymbol{\lambda}$ is a vector of balancing the importance of Equalized FPR, Equalized FNR and regret bounds that can be provided on a case-by-case basis based on different potential applications. In our experiments, we solve (34) by using a Sequential Least Squares Programming method (SLSQP). Besides, we treat each constraint equally and set $\boldsymbol{\lambda} = \mathbf{1}$.