
Learning Fair Classifiers in Online Stochastic Settings

Yi Sun ^{*†}Ivan Ramirez ^{*‡}Alfredo Cuesta-Infante [‡]Kalyan Veeramachaneni [†][†]MIT [‡]Universidad Rey Juan Carlos

Abstract

In many real life situations, including job and loan applications, gatekeepers must make justified, real-time decisions about a person’s fitness for a particular opportunity using only a partial data set. People on both sides of such decisions have understandable concerns about their fairness, especially when they occur online or algorithmically. In this paper, we try to accomplish approximate group fairness in an online decision-making process where examples are sampled *i.i.d* from an underlying distribution. The fairness metric we consider is *equalized odds*, which requires that the decision making process achieve approximately equalized false positive and false negative rates across demographic groups. Our work follows from the classical learning-from-experts scheme, extending the multiplicative weights algorithm by maintaining an estimation for label distribution and by keeping separate weights for label classes as well as groups. Our theoretical results show that approximately equalized odds can be achieved without sacrificing much regret for some distributions. We also demonstrate the performance of the algorithm on real data sets commonly used by the fairness community.

1 Introduction

Recently, there have been growing concerns about potential bias and discrimination in machine learning models. In many situations, machine learning may accentuate preexisting human biases, affecting decision making in various arenas including policing, college admissions, and loan approvals. Ideally, ensuring fairness *via* a mathematical framework would not only prevent prejudice within algorithms and models, but also help quantitatively overcome human biases. This possibility has motivated researchers in the machine learning community to develop numerous methods for making models *fair*.

Perhaps the biggest factor in guaranteeing *fairness* is the amount and type of data available to learn models with. As mentioned in the White House "Big Data" report [12], selection bias – where data input to the model does not represent the actual population – is a main source of discrimination. This could be mitigated by collecting more data on under-represented groups, but the quality and accuracy of this data is often difficult to verify because of historical biases. For instance, if certain jobs historically employ more males than females, those positions might attract more males to apply, further reinforcing the existing bias. One way to mitigate selection bias is to intentionally balance the collected data set through over-sampling. However, it is hard to do so if the data arrives in sequential, since the data collected so far at a given point might not represent the whole population.

In this paper, we consider a setting where individuals arrive in a sequential and stochastic manner from an underlying distribution, and the goal is to make real-time decisions *fair* with respect to different groups without sacrificing accuracy. This setting could be useful for implementing new policies in many areas, including improving the fairness of online loan or credit card applications.

*indicates equal contributions

The three main contributions in this paper are: (1) An algorithm that achieves approximate equalized odds in a stochastic setting without sacrificing too much regret. (2) A theoretical upper and lower bound for the proposed algorithm, as well as a demonstration of its performance in experiments. (3) A method to trade off between fairness and regret based on label estimation.

The paper is organized as follows: Section 2 presents some commonly used definitions for fairness and summarizes related work around satisfying fairness in an online setting. Section 3 presents the online binary classification setting and the original Multiplicative Weights (MW) algorithm. In section 4, we theoretically show that a modification of the MW algorithm can be used to achieve fairness, and discuss the trade-off between fairness and regret in the algorithm. In section 5, we demonstrate the performance of the algorithm on real data sets.

2 Related Work

Fairness can be considered individually or collectively. At the individual level, fairness can be defined as "similar individuals should be treated similarly" [6]. As discussed in Cynthia Dwork [6], one challenge of working with individual fairness is that the distance metric is difficult to specify.

At the group level, fairness can be defined as balancing some statistical metrics approximately across different demographic groups (such as gender groups, racial groups, etc.). Equalized odds [13], or "disparate mistreatment," requires that no error type is disproportionate for any one or more groups. This could be achieved by equalizing false positive rates, commonly referred as equal opportunity [7], or equalizing classification errors. Zafar *et al.* [13] incorporates equalized odds as a constraint while solving optimization problems, while Hardt [7] removes discrimination at post-processing steps. However, recent work shows that it is impossible to simultaneously achieve equalized odds [4, 9] with other notions of fairness such as calibration, which requires that outcomes are independent of protected attributes conditional on estimates. Thus in this paper we only consider equalized odds as a fairness metric. It is also generally accepted that there is often a trade-off between predictive accuracy and fairness [5].

A predictor exhibits equalized odds if it achieves both an equalized false-positive rate (FPR) and an equalized false-negative rate (FNR). For binary predictors, such rates are defined as follows:

Definition 2.1 (Equalized FPR and Equalized FNR) *Let \hat{Y} be the estimated outcome from a binary predictor when it receives an instance with protected attributes Z and ground truth Y . The predictor is said to satisfy Equalized FPR and Equalized FNR respectively if*

$$\begin{aligned} FPR_A &= \mathbb{P}(\hat{Y} = 1|Y = 0, Z = a) = \mathbb{P}(\hat{Y} = 1|Y = 0, Z = b) = FPR_B, \\ FNR_A &= \mathbb{P}(\hat{Y} = 0|Y = 1, Z = a) = \mathbb{P}(\hat{Y} = 0|Y = 1, Z = b) = FNR_B. \end{aligned}$$

In other words, equalized odds implies that \hat{Y} is independent of the protected attributes given Y .

At the same time, there has been recent interest in studying fairness in an online setting, and particularly the bandit setting. [11] considers a bandit setting that learns from the feedback of a fairness oracle and returns all pairs of individuals for which the individual fairness constraint is violated. Joseph *et al.* [8] studies fair online classification in the contextual bandit setting. Liu *et al.* [10] considers satisfying calibrated fairness in a bandit setting. One of the studies most related to our project, [2], considers the problem of enforcing the equalized opportunity constraint at every round under a partial feedback stochastic setting where only true labels of positively classified instances are observed. Another, Blum *et al.* [3], specifically shows that it is impossible to achieve equalized odds under an adversarial setting when an adaptive adversary can choose the label for an instance. Our paper considers a more realistic stochastic setting, and shows that a simple modification of a multiplicative weights algorithm can help to achieve approximate equalized odds without sacrificing too much regret.

3 Model and Preliminaries

3.1 Online Classification with Sensitive Attribute

We consider a binary classification problem where $Y = \{0, 1\}$, and we assume that there is a finite set of classifiers \mathcal{F} to choose from, where $\mathcal{F} = \{f_1, \dots, f_d\}$. As is typical in an online learning setting,

the algorithms run through rounds $t = 1, \dots, T$. During training, at each round t , the classifier receives a joint example vector $(x^t, z^t) \in \mathbb{R}^n$, where x^t are the unprotected attributes and z^t are the protected or sensitive attributes. We also assume that, if the sensitive attributes are simply $Z = \{a, b\}$, with a generic element denoted as z , then these two sensitive groups have inherently different base rates for outcomes, in the sense that $\mu_{A,+} = \mathbb{P}(Y = 1|Z = a) \neq \mathbb{P}(Y = 1|Z = b) = \mu_{B,+}$. This assumption is extendable to any number of groups.

An important metric of online learning is regret, which compares the performance of the algorithm with the best expert in hindsight. At each time step t , the classifier first produces $\hat{y}^t = f^t(x^t, z^t)$, a predicted label for the input example. Then, at the end of the round and always after having produced its prediction, it observes the true label y^t and suffers a loss $\ell(\hat{y}^t, y^t)$. After T rounds, regret is formally expressed as

$$\text{Regret}(T) = \sum_{t=1}^T \ell(f^t(x^t, z^t), y^t) - \inf_{f \in \mathcal{F}} \sum_{t=1}^T \ell(f(x^t, z^t), y^t) \quad (1)$$

where the first term is the cumulative loss of the algorithm, and the second term is the cumulative loss of the best fixed classifier in hindsight.

The typical goal of online learning is to design an algorithm that achieves sub-linear regret compared with the best hindsight over the T rounds; i.e. $\lim_{T \rightarrow \infty} \frac{\text{Regret}(T)}{T} = 0$. In this paper, we add in a fairness constraint, which requires the online learning algorithm to satisfy an approximate ϵ -fairness on average.

Definition 3.1 (ϵ -fairness) *A randomized algorithm satisfies ϵ -fairness if:*

$$|\mathbb{E}[\hat{Y} = 1|Y = 1, Z = a] - \mathbb{E}[\hat{Y} = 1|Y = 1, Z = b]| \leq \epsilon$$

3.2 Randomized Multiplicative Weights Algorithm

The *Multiplicative Weights* (MW) [1] method is a frequently used meta-algorithm for achieving no-regret by following the experts. In the MW algorithm, a decision maker has a choice of d experts. After each round of decisions, the decision maker maintains weights on the experts based on their performances so far. In this section, we present the original version of the MW algorithm in the context of online classification with a sensitive attribute. Suppose we are selecting a classifier from a finite set $\mathcal{F} = \{f_1, \dots, f_d\}$.

```

Initialize the weights associated to each classifier as  $w_1^0 = \dots = w_d^0 = 1$ 
Fix an  $\eta \leq \frac{1}{2}$ ;
for  $t \leftarrow 1, \dots, T$  do
    Each classifier produces  $\hat{y}_i^t = f_i(x^t, z^t)$ 
    Select each classifier  $i$  according to probability  $\pi_i^t = \frac{w_i^t}{\sum_i w_i^t}$ 
    Obtain loss  $\ell_i^t = \ell(\hat{y}_i^t, y^t)$  for each classifier  $i$ 
    Update weights  $w_i^{t+1} = w_i^t(1 - \eta)^{\ell_i^t}$ 
end

```

Algorithm 1: MW Algorithm

Arora *et al.* [1] bounded the total expected loss of the MW algorithm by the total loss of the best experts with the following theorem:

Theorem 3.1 *Assume that the loss ℓ_i^t is bounded in $[0, 1]$ and $\eta \leq \frac{1}{2}$. Then after T rounds, for any classifier i among the d classifiers we have:*

$$\sum_{t=1}^T \ell^t \pi^t \leq (1 + \eta) \sum_{t=1}^T \ell_i^t + \frac{\ln d}{\eta},$$

$$\text{Regret}(T) \leq O(\sqrt{T \ln d}) \text{ if } \eta = \sqrt{\frac{\ln d}{T}}$$

This powerful theorem shows that the expected cumulative loss achieved by the MW algorithm is upper bounded by the cumulative loss of the best fixed expert in hindsight asymptotically. In other words, the MW algorithm achieves sub-linear regret.

4 Randomized Multiplicative Weights Algorithm With Fairness

Blum *et al.* [3] proposed a group-aware version of the MW algorithm to achieve equalized error rates in an adversarial setting. Their idea was to run separate instances of the original MW algorithm on each group, and they demonstrated that this is necessary to achieve equalized error rates across groups. One potential drawback of the group-aware algorithm is that it only bounds the performance of the overall algorithm errors for each group, without a guarantee of how the errors will distribute across the label classes. In order to satisfy equalized odds, we also need a provable bound on the number of false positives and false negatives made by the algorithm on each group.

We extend this idea by keeping independent copies of weights for both groups $z \in \{A, B\}$ and label classes $k \in \{-, +\}$. Thus, the weight of classifier f for group z and positive label examples is denoted as $w_{f,z,+}$, and the weight of classifier f for group z and negative label examples is denoted as $w_{f,z,-}$.

While we can further split the weights, it is not possible for the decision maker to select a weight when computing the probability π^t , since, in real settings the decision maker will not know the label until the end of the round.

Since we are dealing with the stochastic setting, the labeled examples are *i.i.d.*, one way to get around the aforementioned issue is to maintain an estimator for the label probability under each group, denoted by $q_{z,+}$ and $q_{z,-}$ for $+$ and $-$ classes respectively. We then modify the MW algorithm to choose the corresponding weights required for classifier selection, based on these probabilities.

Thus we propose the following variant of the MW algorithm:

Initialize $w_{f,z,k}^1 = 1 \ \forall f, z, k$, and $q_{z,k}^1 = \frac{1}{2} \ \forall z, k$

for $t \leftarrow 1, \dots, T$ **do**

Each classifier obtains \hat{y}_f^t

$$\pi^t(f|z^t) = \begin{cases} \frac{w_{f,z^t,+}^t}{\sum_{f \in \mathcal{F}} w_{f,z^t,+}^t} & \text{with probability } q_{z^t,+} \\ \frac{w_{f,z^t,-}^t}{\sum_{f \in \mathcal{F}} w_{f,z^t,-}^t} & \text{with probability } q_{z^t,-} \end{cases}$$

Select classifier f according to probability π^t and update the regret

Obtain loss $\ell_f^t = \ell(\hat{y}_f^t, y^t)$ for each classifier f

Update weights $w_{f,z,k}^{t+1} = w_{f,z,k}^t (1 - \eta)^{\ell_f^t 1\{z^t=z\} 1\{y^t=k\}} \ \forall f, z, k$

Update label estimation $q_{z^t,k}$ for all k

end

Algorithm 2: MW Algorithm with fairness

We define the cumulative loss of classifier f on group z as $L_{f,z} = \sum_{t=1}^T \ell_f^t 1\{z^t = z\}$. The cumulative false positive of f on group z is the cumulative loss made on the negative examples. It is defined as $L_{f,z,-} = \sum_{t=1}^T \ell_f^t 1\{z^t = z\} 1\{y^t = 0\}$. Similarly, we defined the expected loss on group z as $\mathbb{E}[L_z] = \sum_{t=1}^T \sum_{f \in \mathcal{F}} \pi_f^t \ell_f^t 1\{z^t = z\}$ and the expected false positive on group z is $\mathbb{E}[L_{z,-}] = \sum_{t=1}^T \sum_{f \in \mathcal{F}} \pi_f^t \ell_f^t 1\{z^t = z\} 1\{y^t = -\}$. We first provide an upper and lower bound for the performance on each group/label combination (we leave the proof to the appendix).

Lemma 4.1 (Upper Bound) *Let us define $q_z^{max} = \max_t \{q_{z,+}^t + c \cdot q_{z,-}^t\}$ and $p_z^{max} = \max_t \{q_{z,-}^t + c \cdot q_{z,+}^t\}$, and c is some constant such that $c = \max_t \frac{\sum_{f \in \mathcal{F}} \frac{w_{f,z,-}^t}{\phi_{z,-}^t} \cdot \ell_{f,z,+}^t}{\sum_{f \in \mathcal{F}} \frac{w_{f,z,+}^t}{\phi_{z,+}^t} \cdot \ell_{f,z,+}^t}$, then*

we have:

$$\begin{aligned}\mathbb{E}[L_{z,+}] &\leq \max_t \{q_{z,+}^t + c \cdot q_{z,-}^t\} \left((1 + \eta)L_{f,z,+} + \frac{\ln d}{\eta} \right) \\ \mathbb{E}[L_z] &\leq \max\{q_z^{max}, p_z^{max}\} \left((1 + \eta)L_{f,z} + \frac{\ln d}{\eta} \right)\end{aligned}$$

In the algorithm 2, because the learner only knows the group but not the label when it makes a decision, it selects by sampling from the estimated label estimation. Therefore, at each round, the losses the learner obtains can be decomposed to the base losses of original MW algorithm and the losses from choosing the wrong copy of weights when selecting classifiers. Thus the constant c is an upper bound for the ratio of expected loss due to selecting the wrong copy of weights and expected loss due to MW algorithm itself (when selecting the right copy of weights). If c is larger, the algorithm suffers more regret from selecting the wrong weights.

Notice that if we don't differentiate between positive label class and negative label class, we would have $|z, +| = |z|$ and $q_{z,+} = 1$, $c = 1$ and therefore $q_z^{max} = 1$, and we would recover the original upper bound in theorem 3.1. In the best case, if we have known the true estimator a priori, we have $\mathbb{E}[L_{z,+}] \leq (\mu_{z,+} + c \cdot \mu_{z,-})((1 + \eta)L_{f,z,+} + \frac{\ln d}{\eta})$ and the expected total errors on group z is: $\mathbb{E}[L_z] \leq \max\{\mu_{z,+} + c\mu_{z,-}, c\mu_{z,+} + \mu_{z,-}\}((1 + \eta)L_{f,z} + \frac{\ln d}{\eta})$. Since the expected loss depends on the label estimation $q_{z,+}^t$ and $q_{z,-}^t$, it could be unstable when we have very few examples. In practice, we can set a upper and lower threshold for the estimation, where $q_{z,+}^t \in [\underline{q}, \bar{q}]$ to get a desired bound.

Theorem 4.2 (Regret Bound) *Let $\beta = \max_z \{\max\{q_z^{max}, p_z^{max}\}\}$ for $z \in \{A, B\}$, the overall loss of algorithm 2 is:*

$$\mathbb{E}[L] \leq \beta \left((1 + \eta)L_f + \frac{\ln d}{\eta} \right)$$

This overall regret follows from summing 4.1 across all labels and all groups, and is at most a β factor of the regret of the original MW algorithm. In order to show the bound for differences in FPR, we also provide a lower bound on the loss of algorithm 2.

Lemma 4.3 (Lower Bound) *Let f^* be the best expert in hindsight and $q_{z,+}^{min} = \min_t q_{z,+}^t$. Then,*

$$\mathbb{E}[L_{z,+}] \geq q_{z,+}^{min} \gamma(\eta) \cdot L_{f^*,z,+}$$

and $\gamma(\eta)$ is defined as

$$\gamma(\eta) = \frac{\ln(1 - \eta)}{\ln(1 - \eta(1 + \eta))}$$

For the bound on fairness loss, we assume that each individual classifier satisfies expected (ϵ)-fairness with respect to data distribution $(X, Y, Z) \sim \mathcal{P}$, i.e., for all f ,

$$\left| \mathbb{E}_{x,y,z} \left[\frac{L_{f,A,-}}{\sum_{t=1}^T 1\{y^t = -\}1\{z^t = A\}} \right] - \mathbb{E}_{x,y,z} \left[\frac{L_{f,B,-}}{\sum_{t=1}^T 1\{y^t = -\}1\{z^t = B\}} \right] \right| \leq \epsilon. \quad (2)$$

Theorem 4.4 (Fairness Bound) *In the stochastic setting, for a given fairness budget δ , for $q_A^{max} = \max_t \{q_{A,+}^t + c \cdot q_{A,-}^t\}$, there exists η, q_A^{max} such that*

$$\begin{aligned}|\mathbb{E}_{x,y,z} [FPR_A - FPR_B]| &\leq \left| q_A^{max} \left((1 + \eta) + \epsilon(1 + \eta) + \frac{\ln d}{\eta p(1 - \mu_{A,+})T} \right) - \gamma(\eta) \right| \\ &\leq \delta\end{aligned}$$

The fairness bound shows that the absolute difference of equalized odds can be bounded by a budget δ for some specifically chosen q_A^{max}, η .

Swapping Mechanism for Imbalanced Dataset In terms of a highly imbalanced data set, it is worth considering the alternative of swapping $q_{z^t,+}$ and $q_{z^t,-}$ in the algorithm. To motivate this swapping mechanism, we can think of an imbalanced setting in which $q_{A,+} = 0.8$ and $q_{B,+} = 0.2$. For group A, the weights associated with positive labels will be selected more often (80% of the time), which leads to a higher chance of selecting classifier that performs better on positive label classes. On the other hand, the weights for more frequent labels will also be updated more often, which leads to a faster convergence of regret for that label class. The combining effects of these will lead the algorithm to perform much better for positive classes than for negative classes for one group but not the other, which goes against our goal of achieving *equalized odds*.

Swapping allows us to counter balance this effect without making assumptions about the underlying distribution. A more precise trade-off between fairness and regret might be obtained by re-weighting $q_{z,+}$ and $q_{z,-}$ by a factor that depends on the fairness budget. For the case in which labels are imbalanced for one sensitive group – for example, if there are far more negative examples than positive examples ($q_{A,+} \ll q_{A,-}$) for group A – we might want to balance the performance by boosting $q_{A,+}$, giving it better fairness at the cost of regret. We motivate and describe the effects of doing this in experiments.

4.1 Estimation For Label Distribution

Because we are dealing with a stochastic setting where the input arrives i.i.d according to the distribution, it would be useful to estimate the label distributions of each group. There are two ways we can estimate the label distribution, Frequentist or Bayesian – i.e. with the aid of a prior.

Frequentist Label Estimation The Frequentist label estimation consists of averaging the count of the different combinations of group and label up to the current time t (assuming that the time steps all equal one), and using that average as estimation of the labels at time $t + 1$.

$$q_{z,k}^{t+1} = \frac{1}{t} \sum_{\tau=1}^t 1\{z^\tau = z\}1\{y^\tau = k\}; \text{ for } z \in \{A, B\} \text{ and } k \in \{-, +\}$$

Bayesian Label Estimation With Dirichlet Prior An alternative is to set a Dirichlet prior. It is well known that the Dirichlet is conjugate prior to the Categorical distribution. This means that the posterior will also be Dirichlet, with parameters updated according to the data observed. Let us then model the prior over the parameter vector as

$$[q_k]_{k=0:1} \sim \mathbb{P}([q_k]_{k=0:1}) = \text{Dir}([\alpha_k]_{k=0:1}).$$

After t rounds we will have seen all the labels in set $\mathcal{Y} = \{y_1, \dots, y_t\}$. Assuming they are i.i.d, the probability of set \mathcal{Y} is then

$$\mathbb{P}(\mathcal{Y} | [q_k]_{k=0:1}) \prod_{\tau=1}^t Q(y^\tau; [q_k]_{k=0:1}) = \prod_{\tau=1}^t \prod_{k=0}^1 (q_k)^{1(y^\tau=k)} = \prod_{k=0}^1 (q_k)^{\sum_{\tau=1}^t 1(y^\tau=k)} = \prod_{k=0}^1 (q_k)^{c_k}$$

where $c_{z,k}^t = \sum_{\tau=1}^t 1\{z^\tau = z\}1\{y^\tau = k\}$ is the number of examples in the last t rounds with label $y^t = k$ and group $z^t = z$, for $z \in \{A, B\}$ and $k \in \{-, +\}$. The posterior over the parameter vector $[q_k]_{k=0:1}$ given all the classes seen after T rounds is

$$\mathbb{P}([q_k]_{k=0:1} | \mathcal{Y}) \propto \mathbb{P}([q_k]_{k=0:1}) \cdot \mathbb{P}(\mathcal{Y} | [q_k]_{k=0:1}) = \text{Dir}([\alpha_k]_{k=0:1}) \cdot \prod_{k=0}^1 (q_k)^{c_k} = \text{Dir}([\alpha_k + c_k]_{k=0:1})$$

The posterior distribution of a new label y_{t+1} given all the labels up to time t is:

$$\mathbb{P}(y^{t+1} = k | \mathcal{Y}, z^{t+1}) = q_{z,k}^{t+1} = \frac{c_{z,k}^t + \alpha_k}{t + \sum_k \alpha_k} \quad (3)$$

The effect of label estimation It is easy to see that the Frequentist label estimation is not defined for $t = 0$; thus $q_{z,k}^t$ must be initialized to an arbitrary value. In fact, if we set $\alpha_k = 0$ in equation 3, we recover the frequent estimator. The effect of setting a large α smooths out the estimations when we have very few labels. More complex priors can be used instead of the proposed Dirichlet prior, however, based on our experiments, a good estimation of $q_{z,k}$ can be achieved by setting low values for α_k .

5 Experiments

We test our algorithms on the Adult, German Credit and COMPAS datasets, all of which are commonly used by the fairness community. "Adult" consists of individuals' annual income measurements based on different factors. In the "German Credit" dataset, people applying for credit from a bank have been classified as "good" or "bad" credit risks based on their attributes. "COMPAS" (Correctional Offender Management Profiling for Alternative Sanctions) provides a likelihood of recidivism based on a criminal defendant's history and other aspects.

	# of rounds	fraction of group A (p)	$\mu_{A,+}$	$\mu_{B,+}$	Disparate Impact ($\frac{\mu_{B,+}}{\mu_{A,+}}$)
Adult	10000	0.851	0.26	0.16	0.59
German Credit	300	0.853	0.73	0.5	0.68
Compas	1584	0.398	0.54	0.39	0.76

	GNB	L SVM	RBF SVM	DT	MLP	LR	Fairness Bound
Adult	0.076	0.004	0.046	0.040	0.047	0.044	0.10
German	0.458	6.53e-07	0.615	0.9	0.592	0.539	0.38
COMPAS	0.226	0.212	0.154	0.174	0.167	0.24	0.18

Table 1: ϵ -Fairness of base experts

The set of classifiers \mathcal{F} in our hypothesis sets are as follows: Logistic Regression (LR), Linear SVM (L SVM), RBF SVM, Decision Tree (DT), Multi-Layer Perceptron (MLP), and Gaussian Naive Bayes (GNB). We pre-trained each classifier for each trial by splitting the data set, with 70% for training and 30% for testing. During the simulations, the examples in the testing set arrived one by one. We repeated the experiments 100 times for German Credit and COMPAS, as well as 10 times for Adult, by randomizing the arrival sequence of examples.

We compare our algorithm using both label estimation methods with the group-aware MW in terms of regret and fairness. For each data set, the plot on the left shows the discrepancy of averaged regret between the algorithm and the best classifiers in hindsight, and the plot on the right shows the absolute differences of FPR between the groups. We obtain the following key insights:

- Results depicted in Figures 2 and 3 show a general improvement in fairness over Blum's, along with an increase in regret. This verifies the assumption that better fairness can be achieved at the cost of some regret, which confirms the theoretical results and is usually the case in offline learning as well.
- Swapping provides greater improvements in fairness on datasets with a lower Disparate Impact, i.e., when $\mu_{A,+}$ and $\mu_{B,+}$ are quite different.
- Comparing the Frequentist and Bayesian label estimation, the former depicts a slightly faster convergence behavior than the latter due to the subjective prior introduced by α_k , yet the stationary behaviors of both approaches are similar.

Fairness of base experts In the experiment, we did not explicitly require that each individual classifier satisfies ϵ -fairness, because we were interested in observing the effects of relaxing this constraint. We report the level of fairness of base classifiers for each data set in 1. Our algorithm is more powerful in the case that some base classifiers are biased. As shown in the table, for the adult data set where all base classifiers are decently fair to start with, the benefit of our algorithm is less obvious. On the other hand, the base classifiers for German have a relatively high ϵ -fairness, yet the final fairness achieved by the algorithm is bounded to 0.38.

6 Discussion

In this paper, we introduce an algorithm based on multiplicative weights to achieve approximate equalized odds in an i.i.d stochastic setting without sacrificing regret.

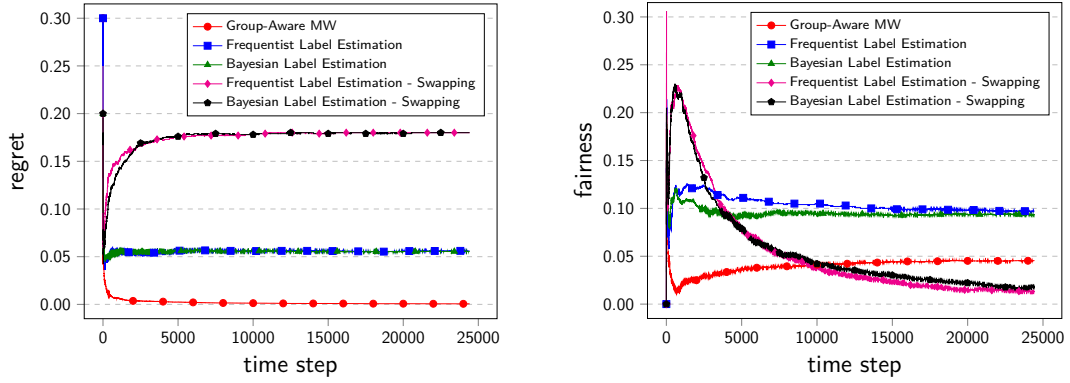


Figure 1: Comparison of Average Regret and Average Fairness on Adult

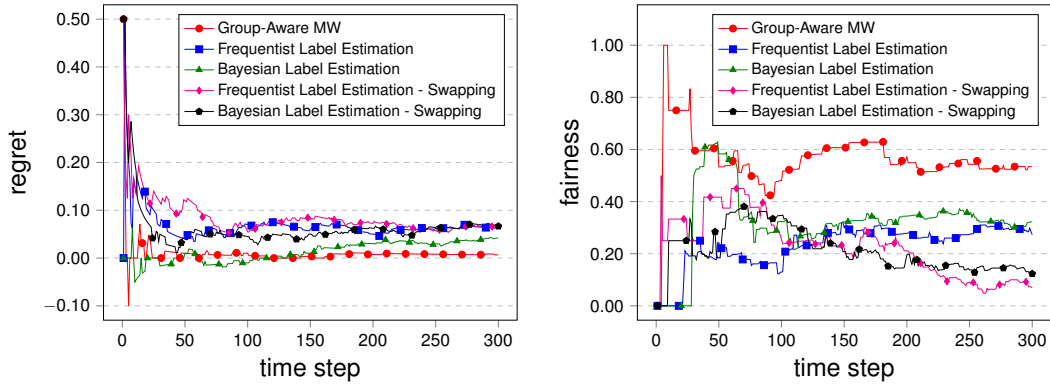


Figure 2: Comparison of Average Regret and Average Fairness on German Credit

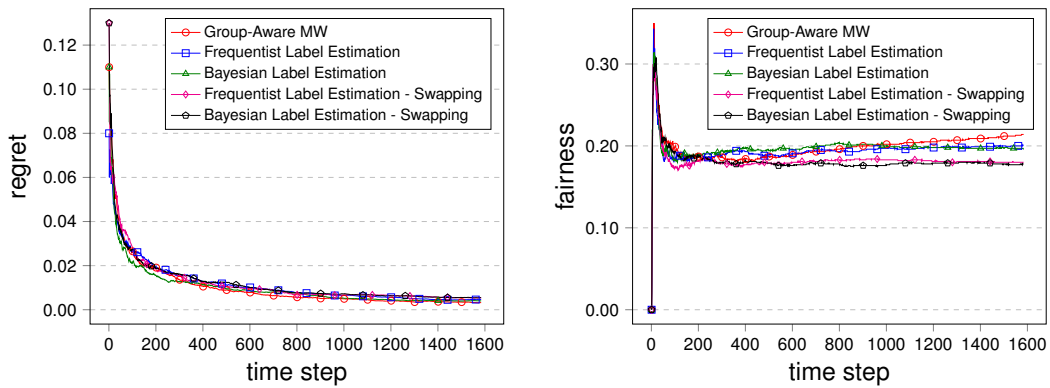


Figure 3: Comparison of Average Regret and Average Fairness on Compas

Our algorithm also gives a provable bound for the number of false positives and negatives it makes in an online stochastic setting, which could be potentially useful beyond the intended application of achieving fairness. Since our algorithm makes a decision at each round before it sees the true feedback, its performance also depends on the accuracy of label estimation, which we provided two ways to estimate: Frequentist and Bayesian. Based on this estimation, we show that the selection of each probability group distribution π_{f,z^t}^t can be modified to create a trade-off between regret and fairness. One possibility we proposed for achieving balance in this trade-off is to swap their estimated probabilities.

Future research could take on the more realistic case in which feedback is delayed for some number of rounds. For example, during the college admissions process, the performance of a student is generally evaluated at the end of each term, while colleges typically offer admission decisions in mid-year. Similarly, when an individual applies for a loan, the bank often needs to wait for some time to know whether the applicant will default or not. Our algorithm uses estimation for label distribution, and could be useful in cases where instantaneous feedback is not available.

References

- [1] Arora, Sanjeev, Hazan, Elad, & Kale, Satyen. 2012. The Multiplicative Weights Update Method: a Meta-Algorithm and Applications. *Theory of Computing*, **8**, 121–164.
- [2] Bechavod, Yahav, Ligett, Katrina, Roth, Aaron, Waggoner, Bo, & Wu, Zhiwei Steven. 2019. Equal Opportunity in Online Classification with Partial Feedback. *CoRR*, **abs/1902.02242**.
- [3] Blum, Avrim, Gunasekar, Suriya, Lykouris, Thodoris, & Srebro, Nathan. 2018. On preserving non-discrimination when combining expert advice. *In: NeurIPS*.
- [4] Chouldechova, Alexandra. 2017. Fair prediction with disparate impact: A study of bias in recidivism prediction instruments. *Big data*, **5** 2, 153–163.
- [5] Corbett-Davies, Sam, Pierson, Emma, Feller, Avi, Goel, Sharad, & Huq, Aziz. 2017. Algorithmic Decision Making and the Cost of Fairness. *In: KDD*.
- [6] Cynthia Dwork, Moritz Hardt, Toniann Pitassi Omer Reingold Richard Zemel. 2012. Fairness through awareness. *In: 3rd innovations in theoretical computer science conference*. pages 214-225. ACM.
- [7] Hardt, Moritz, Price Eric Srebro Nati et al. 2016. Equality of opportunity in supervised learning. *In: In Advances in Neural Information Processing Systems*. pp. 3315–3323.
- [8] Joseph, Matthew, Kearns, Michael, Morgenstern, Jamie H., & Roth, Aaron. 2016. Fairness in Learning: Classic and Contextual Bandits. *In: NIPS*.
- [9] Kleinberg, Jon, Mullainathan, Sendhil, & Raghavan, Manish. 2017. Inherent Trade-Offs in the Fair Determination of Risk Scores. *Innovations in Theoretical Computer Science*.
- [10] Liu, Yang, Radanovic, Goran, Dimitrakakis, Christos, Mandal, Debmalya, & Parkes, David C. 2017. Calibrated fairness in Bandits. *In: Proceedings of the 4th Workshop on Fairness, Accountability, and Transparency in Machine Learning (Fat/ML 2017)*.
- [11] Stephen Gillen, Christopher Jung, Michael Kearns Aaron Roth. 2018. Online Learning with an Unknown Fairness Metric. *In: 32nd Conference on Neural Information Processing Systems (NIPS 2018)*. NIPS’18.
- [12] White-House. 2016. Big data: A report on algorithmic systems, opportunity, and civil rights.
- [13] Zafar, Muhammad Bilal, Valera, Isabel, Gomez-Rodriguez, Manuel, & Gummadi, Krishna P. 2017. Fairness Beyond Disparate Treatment and Disparate Impact: Learning Classification without Disparate Mistreatment. *In: WWW*.

7 Appendixes

7.1 Proof of Lemma 1

Without loss of generality, we use group z to show the bound, which is the same for group B.

$$\begin{aligned}
\mathbb{E}[\ell_{z,+}^t] &= \sum_{f \in \mathcal{F}} \pi_{f,z}^t \cdot \ell_f^t 1\{y^t = +\} 1\{z^t = z\} \\
&= \sum_{f \in \mathcal{F}} \left(q_{z,+}^t \cdot \frac{w_{f,z,+}}{\sum_{f \in \mathcal{F}} w_{f,z,+}} + q_{z,-}^t \cdot \frac{w_{f,z,-}}{\sum_{f \in \mathcal{F}} w_{f,z,-}} \right) \cdot \ell_f^t 1\{y^t = 1\} 1\{z^t = z\} \\
&= q_{z,+}^t \cdot \sum_{f \in \mathcal{F}} \frac{w_{f,z,+}^t}{\Phi_{z,+}^t} \cdot \ell_f^t 1\{y^t = 1\} 1\{z^t = z\} + q_{z,-}^t \cdot \sum_{f \in \mathcal{F}} \frac{w_{f,z,-}^t}{\Phi_{z,-}^t} \cdot \ell_f^t 1\{y^t = 1\} 1\{z^t = z\} \\
&= q_{z,+}^t \cdot \sum_{f \in \mathcal{F}} \frac{w_{f,z,+}^t}{\Phi_{z,+}^t} \cdot \ell_{f,z,+}^t + q_{z,-}^t \cdot \sum_{f \in \mathcal{F}} \frac{w_{f,z,-}^t}{\Phi_{z,-}^t} \cdot \ell_{f,z,-}^t
\end{aligned}$$

Let $\Phi_{z,+}^t = \sum_{f \in \mathcal{F}} w_{f,z,+}^t$.

$$\begin{aligned}
\Phi_{z,+}^{t+1} &= \sum_{f \in \mathcal{F}} w_{f,z,+}^{t+1} \\
&= \sum_{f \in \mathcal{F}} w_{f,z,+}^t (1 - \eta)^{\ell_f^t 1\{z^t = z\} 1\{y^t = +\}} \\
&\leq \sum_{f \in \mathcal{F}} w_{f,z,+}^t (1 - \eta \ell_f^t 1\{z^t = z\} 1\{y^t = +\}) \\
&= \sum_{f \in \mathcal{F}} w_{f,z,+}^t - \eta \sum_{f \in \mathcal{F}} w_{f,z,+}^t \ell_{f,z,+}^t \\
&= \Phi_{z,+}^t (1 - \eta \sum_{f \in \mathcal{F}} w_{f,z,+}^t \cdot \ell_{f,z,+}^t)
\end{aligned}$$

Thus by the recursive function, we have

$$\begin{aligned}
\Phi_{z,+}^{T+1} &\leq \Phi_{z,+}^1 \prod_{t=1}^T (1 - \eta \sum_{f \in \mathcal{F}} w_{f,z,+}^t \cdot \ell_{f,z,+}^t) \\
&= d \prod_{t=1}^T (1 - \eta \sum_{f \in \mathcal{F}} w_{f,z,+}^t \cdot \ell_{f,z,+}^t)
\end{aligned}$$

By the original updating rule, we have:

$$\begin{aligned}
w_{f,z,+}^{T+1} &= w_{f,z,+}^1 (1 - \eta)^{\sum_{t=1}^T \ell_f^t 1\{z^t = z\} 1\{y^t = 1\}} \\
&= (1 - \eta)^{\sum_{t=1}^T \ell_{f,z,+}^t}
\end{aligned}$$

Summarizing we have:

$$w_{f,z,+}^{T+1} = (1 - \eta)^{\sum_{t=1}^T \ell_{f,z,+}^t} \leq \Phi_{z,+}^{T+1} \leq d \prod_{t=1}^T (1 - \eta \sum_{f \in \mathcal{F}} w_{f,z,+}^t \cdot \ell_{f,z,+}^t) \quad (4)$$

Taking the logarithm of both sides, we have

$$\ln(1 - \eta)L_{f,z,+} \leq \ln d + \sum_{t=1}^T \ln(1 - \eta) \sum_{f \in \mathcal{F}} w_{f,z,+}^t \cdot \ell_{f,z,+}^t \quad (5)$$

$$\ln(1 - \eta)L_{f,z,+} \leq \ln d - \eta \sum_{t=1}^T \sum_{f \in \mathcal{F}} w_{f,z,+}^t \cdot \ell_{f,z,+}^t \quad (6)$$

$$\sum_{t=1}^T \sum_{f \in \mathcal{F}} w_{f,z,+}^t \cdot \ell_{f,z,+}^t \leq (1 + \eta)L_{f,z,+} + \frac{\ln d}{\eta} \quad (7)$$

Equation (8) follows because if $\eta < 1/2$, we can use the inequality $\ln(1 - \eta) < -\eta$. This is intuitive as if we always choose weights for positive examples, it reduces to the same bound as in the original MW algorithm.

We assume $\sum_{f \in \mathcal{F}} \frac{w_{f,z,-}^t}{\phi_{z,-}^t} \cdot \ell_{f,z,+}^t \leq c \sum_{f \in \mathcal{F}} \frac{w_{f,z,+}^t}{\phi_{z,+}^t} \cdot \ell_{f,z,+}^t$ for some constant c and $\forall t$. Formally, c is an upper bound constant for the ratio between the expected loss on group $z,+$ due to selecting $z,-$ weights and expected loss due to selecting $z,-$ weights as defined below:

$$c = \max_t \frac{\sum_{f \in \mathcal{F}} \frac{w_{f,z,-}^t}{\phi_{z,-}^t} \cdot \ell_{f,z,+}^t}{\sum_{f \in \mathcal{F}} \frac{w_{f,z,+}^t}{\phi_{z,+}^t} \cdot \ell_{f,z,+}^t} \quad (8)$$

We made the mild assumption that c is bounded. In fact, the denominator is zero only when all classifiers are correct in a single round, and that implies the numerator is also zero. In that case, we can treat c as 1.

$$\begin{aligned} \mathbb{E}[L_{z,+}] &= \sum_{t=1}^T (q_{z,+}^t \sum_{f \in \mathcal{F}} \frac{w_{f,z,+}^t}{\phi_{z,+}^t} \cdot \ell_{f,z,+}^t + q_{z,-}^t \sum_{f \in \mathcal{F}} \frac{w_{f,z,-}^t}{\phi_{z,-}^t} \cdot \ell_{f,z,+}^t) \\ &\leq \sum_{t=1}^T (q_{z,+}^t + c \cdot (q_{z,-}^t)) \sum_{f \in \mathcal{F}} \frac{w_{f,z,+}^t}{\phi_{z,+}^t} \cdot \ell_{f,z,+}^t \\ &\leq \max_t \{q_{z,+}^t + c \cdot (q_{z,-}^t)\} ((1 + \eta)L_{f,z,+} + \frac{\ln d}{\eta}) \end{aligned}$$

Similarly,

$$\hat{L}_{z,-} \leq \max_t \{q_{z,-}^t + c \cdot q_{z,+}^t\} ((1 + \eta)L_{f,z,-} + \frac{\ln d}{\eta})$$

Let $q^{max} = \max_t \{q_{z,+}^t + c \cdot (q_{z,-}^t)\}$ and $p^{max} = \max_t \{q_{z,-}^t + c \cdot q_{z,+}^t\}$ and

$$\hat{L}_z \leq \max\{q^{max}, p^{max}\} ((1 + \eta)L_{f,z} + \frac{\ln d}{\eta})$$

If we know μ_z , we have:

$$\mathbb{E}[L_{z,+}] \leq (\mu_z + c - c \cdot \mu_z) ((1 + \eta)L_{f,z,+} + \frac{\ln d}{\eta})$$

and the expected total errors on group z is:

$$\mathbb{E}[L_z] \leq \max\{\mu_z + c(1 - \mu_z), c\mu_z + (1 - \mu_z)\} ((1 + \eta)L_{f,z} + \frac{\ln d}{\eta})$$

7.2 Proof of Lemma 2

Using the same process for the upper bound, we have:

$$\begin{aligned}
\Phi_{z,+}^{t+1} &= \sum_{f \in \mathcal{F}} w_{f,z,+}^{t+1} \\
&= \sum_{f \in \mathcal{F}} w_{f,z,+}^t (1 - \eta)^{\ell_f^t \mathbf{1}\{z^t=z\} \mathbf{1}\{y^t=+\}} \\
&\geq \sum_{f \in \mathcal{F}} w_{f,z,+}^t (1 - \eta(1 + \eta))^{\ell_f^t \mathbf{1}\{z^t=z\} \mathbf{1}\{y^t=+\}} \\
&= \sum_{f \in \mathcal{F}} w_{f,z,+}^t - \eta(1 + \eta) \sum_{f \in \mathcal{F}} w_{f,z,+}^t \ell_{f,z,+}^t \\
&= \Phi_{z,+}^t (1 - \eta(1 + \eta)) \sum_{f \in \mathcal{F}} \frac{w_{f,z,+}^t}{\phi_{z,+}^t} \cdot \ell_{f,z,+}^t
\end{aligned}$$

Thus by the recursive function, we have

$$\begin{aligned}
\Phi_{z,+}^{T+1} &\geq \Phi_{z,+}^1 \prod_{t=1}^T (1 - \eta(1 + \eta)) \sum_{f \in \mathcal{F}} \frac{w_{f,z,+}^t}{\phi_{z,+}^t} \cdot \ell_{f,z,+}^t \\
&= d \prod_{t=1}^T (1 - \eta(1 + \eta)) \sum_{f \in \mathcal{F}} \frac{w_{f,z,+}^t}{\phi_{z,+}^t} \cdot \ell_{f,z,+}^t
\end{aligned}$$

Let f^* be the best expert in hindsight in terms of achieving lowest false positives, we have

$$\begin{aligned}
\Phi_{z,+}^t &= \sum_{f \in \mathcal{F}} w_{f,z,+}^t \\
&\leq d \cdot \max_{f \in \mathcal{F}} w_{f,z,+}^t \\
&= d \cdot w_{f^*,z,+}^t \\
&= d \cdot \max_{f \in \mathcal{F}} (1 - \eta)^{\sum_{i=1}^t \ell_f^i \cdot \mathbf{1}\{z^i=z\} \mathbf{1}\{y^i=1\}} \\
&= d \cdot (1 - \eta)^{\sum_{i=1}^t \ell_{f^*}^i \cdot \mathbf{1}\{z^i=z\} \mathbf{1}\{y^i=1\}}
\end{aligned}$$

Therefore we have:

$$d \cdot (1 - \eta)^{\sum_{i=1}^T \ell_{f^*}^i \cdot \mathbf{1}\{z^i=z\} \mathbf{1}\{y^i=1\}} \geq \Phi_{z,+}^T \geq d \cdot \prod_{t=1}^T [1 - \eta(1 + \eta)] \sum_{f \in \mathcal{F}} \frac{w_{f,z,+}^t}{\phi_{z,+}^t} \cdot \ell_{f,z,+}^t$$

Taking the log of both sides we have:

$$\ln(1 - \eta) L_{f^*,z,+} \geq \sum_{t=1}^T \ln \left(1 - \eta(1 + \eta) \sum_{f \in \mathcal{F}} \frac{w_{f,z,+}^t}{\phi_{z,+}^t} \cdot \ell_{f,z,+}^t \right) \quad (9)$$

$$\ln(1 - \eta) L_{f^*,z,+} \geq \ln(1 - \eta(1 + \eta)) \sum_{t=1}^T \sum_{f \in \mathcal{F}} \frac{w_{f,z,+}^t}{\phi_{z,+}^t} \cdot \ell_{f,z,+}^t \quad (10)$$

$$\sum_{t=1}^T \sum_{f \in \mathcal{F}} \frac{w_{f,z,+}^t}{\phi_{z,+}^t} \cdot \ell_{f,z,+}^t \geq \gamma(\eta) L_{f^*,z,+} \quad (11)$$

Where $\gamma(\eta)$ is defined as:

$$\gamma(\eta) = \frac{\ln(1 - \eta)}{\ln(1 - \eta(1 + \eta))}$$

We have, in the best case, $\sum_{f \in \mathcal{F}} \frac{w_{f,z,-}^t}{\phi_{z,-}^t} \cdot \ell_{f,z,+}^t = 0$, thus:

$$\begin{aligned} \mathbb{E}[L_{z,+}] &= \sum_{t=1}^T (q_{z,+}^t \sum_{f \in \mathcal{F}} \frac{w_{f,z,+}^t}{\phi_{z,+}^t} \cdot \ell_{f,z,+}^t + q_{z,-}^t \sum_{f \in \mathcal{F}} \frac{w_{f,z,-}^t}{\phi_{z,-}^t} \cdot \ell_{f,z,+}^t) \\ &\geq q_+^{\min} \gamma(\eta) L_{f^*,z,+} \end{aligned}$$

7.3 Fairness Bound

Proof We assume group z arrives with probability p, group B arrives with probability 1-p, that is, $\mathbb{P}(Z = z) = p$. The expected mean label of group A is defined as $\mu_{A,+} = \mathbb{P}(Y = + | Z = A)$ and mean label of group B is defined as $\mu_B = \mathbb{P}(Y = + | Z = B)$. We assume each individual classifier is fair individually, thus:

$$\left| \mathbb{E}_{x,y,z} \left[\frac{L_{f,A,-}}{\sum_{t=1}^T 1\{y^t = -\} 1\{z^t = A\}} \right] - \mathbb{E}_{x,y,z} \left[\frac{L_{f,B,-}}{\sum_{t=1}^T 1\{y^t = -\} 1\{z^t = B\}} \right] \right| \leq \epsilon. \quad (12)$$

The absolute difference of FPR between group z and group B is:

$$\begin{aligned} |\mathbb{E}_{x,y,z} [FPR_A - FPR_B]| &= \\ &= \left| \mathbb{E}_{x,y,z} \left[\frac{\hat{L}_{A,-}}{\sum_{t=1}^T 1\{y^t = -\} 1\{z^t = A\}} - \frac{\hat{L}_{B,-}}{\sum_{t=1}^T 1\{y^t = -\} 1\{z^t = B\}} \right] \right| \end{aligned} \quad (13)$$

For the sake of notation we define

$$C_{A,-} = \sum_{t=1}^T 1\{y^t = -\} 1\{z^t = A\} \quad \text{and} \quad C_{B,-} = \sum_{t=1}^T 1\{y^t = -\} 1\{z^t = B\} \quad \text{and} \quad q_A^{\max} = \max_t \{q_{A,+}^t + c \cdot (1 - q_{A,+}^t)\}.$$

Using Lemmas 4.1 and 4.3, we have:

$$\begin{aligned} & \left| \mathbb{E}_{x,y,z} \left[\frac{\hat{L}_{A,-}}{C_{A,-}} - \frac{\hat{L}_{B,-}}{C_{B,-}} \right] \right| \\ & \leq \left| \mathbb{E}_{x,y,z} \left[\frac{(1 + \eta) q_A^{\max} L_{f,A,-}}{C_{A,-}} + \frac{q_A^{\max} \frac{\ln d}{\eta}}{C_{A,-}} - \frac{\gamma(\eta) L_{f^*,B,-}}{C_{B,-}} \right] \right| \\ & = \left| (1 + \eta) q_A^{\max} \mathbb{E}_{x,y,z} \left[\frac{L_{f^*,A,-}}{C_{A,-}} \right] - \gamma(\eta) \mathbb{E}_{x,y,z} \left[\frac{L_{f^*,B,-}}{C_{B,-}} \right] + \mathbb{E}_{x,y,z} \left[\frac{q_A^{\max} \frac{\ln d}{\eta}}{C_{A,-}} \right] \right| \end{aligned} \quad (14)$$

Without loss of generality we assume that f^* makes the smallest average loss on group B. Thus by individual fairness, we have:

$$\mathbb{E}_{x,y,z} \left[\frac{L_{f^*,A,-}}{C_{A,-}} \right] = \mathbb{E}_{x,y,z} \left[\frac{L_{f^*,B,-}}{C_{B,-}} \right] + \epsilon$$

Thus, equation (15) becomes:

$$\begin{aligned}
&\leq \left| (1 + \eta)q_A^{max} \left(\mathbb{E}_{x,y,z} \left[\frac{L_{f^*,B,-}}{C_{B,-}} \right] + \epsilon \right) - \gamma(\eta) \mathbb{E}_{x,y,z} \left[\frac{L_{f^*,B,-}}{C_{B,-}} \right] + \mathbb{E}_{x,y,z} \left[\frac{q_A^{max} \ln d}{C_{A,-}} \right] \right| \\
&\leq \left| ((1 + \eta)q_A^{max} - \gamma(\eta)) \mathbb{E}_{x,y,z} \left[\frac{L_{f^*,B,-}}{C_{B,-}} \right] + \epsilon(1 + \eta)q_A^{max} + \mathbb{E}_{x,y,z} \left[\frac{q_A^{max} \ln d}{C_{A,-}} \right] \right| \\
&\leq \left| ((1 + \eta)q_A^{max} - \gamma(\eta)) + \epsilon(1 + \eta)q_A^{max} + \mathbb{E}_{x,y,z} \left[\frac{q_A^{max} \ln d}{C_{A,-}} \right] \right| \\
&\leq \left| ((1 + \eta)q_A^{max} - \gamma(\eta)) + \epsilon(1 + \eta)q_A^{max} + \frac{q_A^{max} \ln d}{p(1 - \mu_{A,+})T} \right| \\
&\leq \left| q_A^{max}((1 + \eta) + \epsilon(1 + \eta) + \frac{\ln d}{\eta p(1 - \mu_{A,+})T}) - \gamma(\eta) \right| \quad (15)
\end{aligned}$$