

# The Strengths and Behavioral Quirks of Java Bytecode Decompilers

Nicolas Harrand, César Soto-Valero, Martin Monperrus, and Benoit Baudry  
*KTH Royal Institute of Technology, Stockholm, Sweden*

Email: {harrand, cesarsv, baudry}@kth.se, martin.monperrus@csc.kth.se

**Abstract**—During compilation from Java source code to bytecode, some information is irreversibly lost. In other words, compilation and decompilation of Java code is not symmetric. Consequently, the decompilation process, which aims at producing source code from bytecode, must establish some strategies to reconstruct the information that has been lost. Modern Java decompilers tend to use distinct strategies to achieve proper decompilation. In this work, we hypothesize that the diverse ways in which bytecode can be decompiled has a direct impact on the quality of the source code produced by decompilers.

We study the effectiveness of eight Java decompilers with respect to three quality indicators: syntactic correctness, syntactic distortion and semantic equivalence modulo inputs. This study relies on a benchmark set of 14 real-world open-source software projects to be decompiled (2041 classes in total).

Our results show that no single modern decompiler is able to correctly handle the variety of bytecode structures coming from real-world programs. Even the highest ranking decompiler in this study produces syntactically correct output for 84% of classes of our dataset and semantically equivalent code output for 78% of classes.

**Index Terms**—Java bytecode, decompilation, reverse engineering, source code analysis

## I. INTRODUCTION

In the Java programming language, source code is compiled into an intermediate stack-based representation known as bytecode, which is interpreted by the Java Virtual Machine (JVM). In the process of translating source code to bytecode, the compiler performs various analyses. Even if most optimizations are typically performed at runtime by the just-in-time (JIT) compiler, several pieces of information residing in the original source code are already not present in the bytecode anymore due to compiler optimization [1]. For example the structure of loops is altered and local variable names may be modified [2].

Decompilation is the inverse process, it consists in transforming the bytecode instructions into source code [3]. Decompilation can be done with several goals in mind. First, it can be used to help developers understand the code of the libraries they use. This is why Java IDEs such as IntelliJ and Eclipse include built-in decompilers to help developers analyze the third-party classes for which the source code is not available. In this case, the readability of the decompiled code is paramount. Second, decompilation may be a preliminary step before another compilation pass, for example with a different compiler. In this case, the main goal is that the decompiled code is syntactically and grammatically correct and can be

recompiled. Some other applications of decompilation with slightly different criteria include clone detection [4], malware analysis [5], [6] and software archaeology [7].

Overall, the ideal decompiler is one that transforms all inputs into source code that faithfully reflects the original code: the decompiled code 1) can be recompiled with a Java compiler and 2) behaves the same as the original program. However, previous studies having compared Java decompilers [8], [9] found that this ideal Java decompiler does not exist, because of the irreversible data loss that happens during compilation. Yet, the experimental scale of this previous work is rather small to fully understand the state of decompilation for Java. There is a fundamental reason for this: this previous work relies on manual analysis to assess the semantic correctness of the decompiled code.

In this paper, we solve this problem by proposing a fully automated approach to study Java decompilation, based on *equivalence modulo inputs* (EMI) [10]. The idea is to automatically check that decompiled code behaves the same as the original code, using inputs provided by existing application test suites. In short, the decompiled code of any arbitrary class  $x$  should pass all the tests that exercise  $x$ . To our knowledge, this is the first usage of EMI in the context of decompilation. With that instrument, we perform a comprehensive assessment of three aspects of decompilation: the syntactic correctness of the decompiled code (the decompiled code can recompile); the semantic equivalence modulo input with the original source (the decompiled code passes all tests); the syntactic similarity to the original source (the decompiled source looks like the original). To our knowledge, this is the first deep study of those three aspects together.

Our study is based on 14 open-source projects totaling 2041 Java classes. We evaluate eight recent and notable decompilers on code produced by two different compilers. This study is at least one order of magnitude larger than the related work [8], [9]. Our results are important for different people: 1) for all users of decompilation, our paper shows significant differences between decompilers and provide well-founded empirical evidence to choose the best ones; 2) for researchers in decompilation, our results shows that the problem is not solved, and we isolate a subset of 157 Java classes that no state-of-the-art decompiler can correctly handle; 3) for authors of decompilers, our experiments have identified bugs in their decompilers (2 have already been fixed, and counting) and our methodology of semantic equivalence modulo inputs can be

```

1 class Utils {
2     private static final int RADIX = 16;
3     static int digit16(final byte b) throws
4         DecoderException {
5         final int i = Character.digit((char) b, RADIX);
6         if (i == -1) {
7             throw new DecoderException("Invalid URL
8                 encoding: not a valid digit (radix " +
9                 RADIX + "): " + b);
10        }
11        return i;
12    }
13 }

```

Listing 1. Source code of `org.apache.commons.codec.net.Utils`.

embedded in the QA process of all decompilers in the world.

In summary, this paper makes the following contributions:

- an adaptation of equivalence modulo inputs [10] in the context of decompiler validation;
- a fully automated pipeline to assess the syntactic and semantic quality of source code generated by Java decompilers;
- an empirical comparison of eight Java decompilers based on 2041 real-world Java classes, tested by 25019 test cases, identifying the key strengths and limitations of bytecode decompilation.
- a tool and a dataset, publicly available for future research on Java decompilers.<sup>1</sup>

## II. MOTIVATING EXAMPLE

In this section, we present an example drawn from the Apache commons-codec library. We wish to illustrate information loss during compilation of Java source code, as well as the different strategies that bytecode decompilers adopt to cope with this loss when they generate source code. Listing 1 shows the original source code of the utility class `org.apache.commons.codec.net.Utils`, while Listing 2 shows an excerpt of the bytecode produced by the standard `javac` compiler.<sup>2</sup> Here, we omit the constant pool as well as the table of local variables and replace references towards these tables with comments to save space and make the bytecode more human readable.

As mentioned, the key challenge of decompilation resides in the many ways in which information is lost during compilation. Consequently, Java decompilers need to make several assumptions when interpreting bytecode instructions, which can also be generated in different ways. To illustrate this phenomenon, Listing 3 and Listing 4 show the Java sources produced by the Fernflower and Dava decompilers when interpreting the bytecode of Listing 2. In both cases, the decompilation produces correct Java code (i.e., recompilable) with the same functionality than the input bytecode. Notice that Fernflower guesses that the series of `StringBuilder` (bytecode instruction 23 to 27) calls is the compiler’s way of translating string concatenation and is able to revert it.

<sup>1</sup><https://github.com/castor-software/decompilercmp>

<sup>2</sup>There are various Java compilers available, notably Oracle `javac` and Eclipse `ecj`, which can produce different bytecode for the same Java input.

```

1 class org.apache.commons.codec.net.Utils {
2     static int digit16(byte) throws
3         org.apache.commons.codec.DecoderException;
4         0: ILOAD_0 //Parameter byte b
5         1: I2C
6         2: BIPUSH 16
7         4: INVOKESTATIC #19 //Character.digit:(CI)I
8         7: ISTORE_1 //Variable int i
9         8: ILOAD_1
10        9: ICONST_m1
11        10: IF_ICMPNE 37
12        //org/apache/commons/codec/DecoderException
13        13: NEW #17
14        16: DUP
15        17: NEW #25 //java/lang/StringBuilder
16        20: DUP
17        // "Invalid URL encoding: not a valid digit (radix 16):"
18        21: LDC #27
19        //StringBuilder.<init>:(Ljava/lang/String;)V
20        23: INVOKESPECIAL #29
21        26: ILOAD_0
22        //StringBuilder.append:(I)Ljava/lang/StringBuilder;
23        27: INVOKEVIRTUAL #32
24        //StringBuilder.toString:()Ljava/lang/String;
25        30: INVOKESPECIAL #36
26        //DecoderException.<init>:(Ljava/lang/String;)V
27        33: INVOKESPECIAL #40
28        36: ATHROW
29        37: ILOAD_1
30        38: IRETURN
31    }

```

Listing 2. Excerpt of disassembled bytecode from code in Listing 1.

```

1 class Utils {
2     private static final int RADIX = 16;
3     static int digit16(byte b) throws DecoderException {
4         int i = Character.digit((char)b, 16);
5         if(i == -1) {
6             throw new DecoderException("Invalid URL
7                 encoding: not a valid digit (radix 16): " +
8                 b);
9         } else {
10            return i;
11        }
12    }
13 }

```

Listing 3. Decompilation result of Listing 2 with Fernflower.

On the contrary, the Dava decompiler does not reverse this transformation. As we can notice, the decompiled sources are different from the original in at least three points:

- In the original sources, the local variable `i` was `final`, but `javac` lost this information during compilation.
- The `if` statement had originally no `else` clause. Indeed, when an exception is thrown in a method that do not catch it, the execution of the method is interrupted. Therefore, leaving the `return` statement outside of the `if` is equivalent to putting it inside an `else` clause.
- In the original code the String "Invalid URL encoding: not a valid digit (radix 16): " was actually computed with "Invalid URL encoding: not a valid digit (radix " + `URLConnection.RADIX` + "): ". In this case, `URLConnection.RADIX` is actually a final static field that always contains the value 16 and cannot be changed. Thus it is safe for the compiler to perform this

```

1 class Utils
2 {
3     static int digit16(byte b)
4         throws DecoderException
5     {
6         int i = Character.digit((char)b, 16);
7         if(i == -1)
8             throw new DecoderException((new
9                 StringBuilder()).append("Invalid URL
10                encoding: not a valid digit (radix 16):
11                ").append(b).toString());
12         else
13             return i;
14     }
15     private static final int RADIX = 16;
16 }

```

Listing 4. Decompilation result of Listing 2 with Dava.

optimization, but the information is lost in the bytecode.

Besides, this does not include the different formatting choices made by the decompilers such as new lines placement and brackets usage for single instructions such as `if` and `else`.

### III. METHODOLOGY

In this section, we introduce definitions, metrics and research questions. Next, we detail the framework to compare decompilers and we describe the Java projects that form the set of case studies for this work.

#### A. Definitions and Metrics

The value of the results produced by decompilation varies greatly depending on the intended use of the generated source code. In this work, we evaluate the decompilers capacity to produce a faithful retranscription of the original sources. Therefore, we collect the following metrics.

**Definition 1. Syntactic correctness.** *The output of a decompiler is syntactically correct if it contains a valid Java program, i.e. a Java program that is recompilable with a Java compiler without any error.*

When a bytecode decompiler generates source code that can be recompiled, this source code can still be syntactically different from the original. We introduce a metric to measure the scale of such a difference according to the abstract syntax tree (AST) dissimilarity [11] between the original and the decompiled results. This metric, called *syntactic distortion*, allows to measure the differences that goes beyond variable names. The description of the metric is as follows:

**Definition 2. Syntactic distortion.** *Minimum number of atomic edits required to transform the AST of the original source code of a program into the AST of the corresponding decompiled version of it.*

In the general case, determining if two program are semantically equivalent is undecidable. For some cases, the decompiled sources can be recompiled into bytecode that is equivalent to the original, modulo reordering of the constant pool. We call these cases *strictly equivalent* programs. We

measure this equivalence with a bytecode comparison tool named Jardiff.<sup>3</sup>

Inspired by the work of [10] and [12], we check if the decompiled and recompiled program is semantically equivalent modulo inputs. This means that for a given set of inputs, the two program produce equivalent outputs. In our case, we select the set of relevant inputs and assess equivalence based on the existing test suite of the original program.

**Definition 3. Semantic equivalence modulo inputs.** *We call a decompiled program semantically equivalent modulo inputs to the original if it passes the set of tests from the original test suite.*

In the case where the decompiled and recompiled program produce non-equivalent outputs, that demonstrates that the sources generated by the decompiler express a different behavior than the original. As explained by Hamilton and colleagues [8], this is particularly problematic as it can mislead decompiler users in their attempt to understand the original behavior of the program. We refer to these cases as *deceptive decompilation* results.

**Definition 4. Deceptive decompilation:** *Decompiler output that is syntactically correct but not semantically equivalent to the original input.*

#### B. Research Questions

We elaborated five research questions to guide our study on the characteristics of modern Java decompilers.

**RQ1: To what extent is decompiled Java code syntactically correct?**

In this research question, we investigate the effectiveness of decompilers for producing syntactically correct and hence recompilable source code from bytecode produced by the *javac* and *ecj* compilers.

**RQ2: To what extent is decompiled Java code semantically equivalent modulo inputs?**

In this research question, we investigate on the semantic differences between the original source code and the outputs of the decompilers.

**RQ3: To what extent do decompilers produce deceptive decompilation results?**

Le and colleagues [10] propose to use equivalence modulo inputs assessment as a way to test transformations that are meant to be semantic preserving (in particular compilation). In this research question, we adapt this concept in the context of decompilation testing. In this paper we rely on the existing test suite instead of generating inputs.

**RQ4: What is the syntactic distortion of decompiled code?**

Even if decompiled bytecode is ensured to be syntactically and semantically correct, syntactic differences may remain as an issue when the purpose of decompilation is human understanding. Keeping the decompiled source code free of syntactic distortions is essential during program comprehension, as many decompilers can produce human unreadable

<sup>3</sup><https://github.com/scala/jardiff>

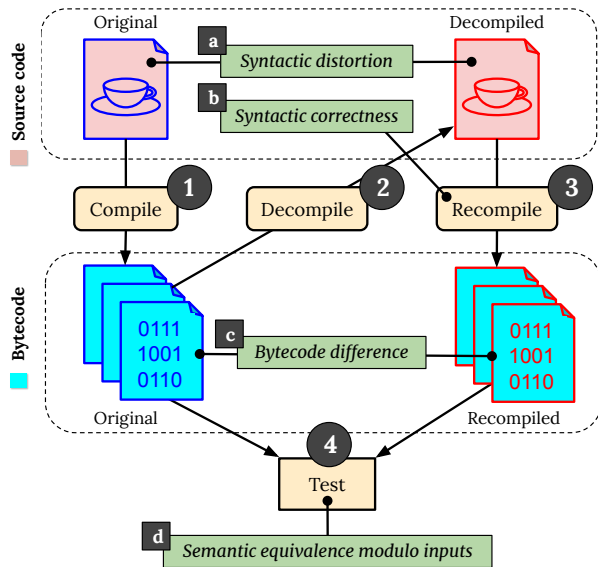


Fig. 1. Java decompiler assessment pipeline with four evaluation layers: syntactic distortion, bytecode difference, syntactic correctness, and semantic equivalence modulo input.

code structures. In this research question, we compare the syntactic distortions produced by decompilers.

**RQ5: To what extent the behavioral diversity of decompilers can be leveraged to improve the decompilation of Java bytecode?** As we observed during their comparison, each decompiler have their pros and cons. We evaluate if this diversity of features can be leveraged to boost the overall decompilation results.

### C. Study Protocol

Figure 1 represents the pipeline of operations conducted on every Java source file in our dataset. For each triplet  $\langle \text{decompiler}, \text{compiler}, \text{project} \rangle$ , we perform the following:

- 1) Compile the source files with a given compiler
- 2) Decompile each class file with a decompiler (there might be several classes if the source defines internal classes). If the decompiler does not return any error, we mark the source file as decompilable. Then, (a) we measure syntactic distortion by comparing the AST of the original source with the AST of the decompiled source.
- 3) Recompile the class files with the given compiler. If the compilation is successful, we know that the decompiler produces (b) syntactically correct code. Then, we measure (c) the difference between the original and the recompiled bytecode.
- 4) Run the test cases on the recompiled bytecode. If the tests are successful, we mark the source as *passTests* for the given triplet, showing that the decompiler produces (d) semantically equivalent code modulo inputs.

If one of these steps fails we do not perform the following steps and consider all the resulting metrics as not available. As decompilation can sometime produce a program that does not stop, we set a 20 minutes timeout on the test execution (the

TABLE I  
CHARACTERISTICS OF THE STUDIED DECOMPILERS

DECOMPILER	VERSION	STATUS	#COMMITTS	#LOC
CFR [13]	0.141	Active	1433	52098
Dava [14]	3.3.0	Updated 2018-06-15	14	22884
Fernflower [15]	NA*	Active	453	52118
JADX [16]	0.9.0	Active	970	55335
JD-Core [17]	1.0.0	Active	NA**	36730
Jode [18]	1.1.2-pre1	Updated 2004-02-25	NA**	30161
Krakatau [19]	NA*	Updated 2018-05-13	512	11301
Procyon [20]	0.5.34	Active	1080	122147

\* Not following any versioning scheme.

\*\* CVS not available at the date of the present study.

original test suites run under a minute on the hardware used for this experiment, a Core i5-6600K with 16Go of RAM).

The tests used to assess the semantic equivalence modulo inputs are those of the original project that cover the given Java file.<sup>4</sup> We manually excluded the tests that fail on the original project (either flaky or because versioning issue). The list of excluded tests is available as part of our experiments.

### D. Study Subjects

**Decompilers.** Table I shows the set of decompilers under study. We have selected Java decompilers that are (i) freely available, and (ii) have been active in the last two years. We add Jode in order to compare our results with a legacy decompiler, and because the previous survey by Hamilton and colleagues<sup>5</sup> considers it to be one of the best decompilers [8].

The column VERSION shows the version used (some decompilers do not follow any versioning scheme). We choose the latest release if one exist, if note the last commit available the 09-05-2019. The column #COMMITTS represents the number of commits in the decompiler project, in cases where the decompiler is a submodule of a bigger project (e.g., Dava and Fernflower) we count only commits affecting the submodule. The column #LOC is the number of line of code in all Java files (and Python files for Krakatau) of the decompiler, including sources, test sources and resources counted with *cloc*.<sup>5</sup>

**Projects.** In order to get a set of real world Java projects to evaluate the eight decompilers, we reuse the set of projects of Pawlak and colleagues [21]. To these 13 projects we added a fourteenth one named DcTest made out of examples collected from previous decompiler evaluations [8], [9].<sup>6</sup> Table II shows a summary of this dataset: the Java version in which they are written, the number of Java source files, the number of unit tests as reported by Apache Maven, and the number of Java lines of code in their sources.

As different java compilers may translate the same sources into different bytecode representations,<sup>7</sup> we employed the two most used Java compilers: *javac* and *ecj* (we use versions 1.8.0\_17 and 13.13.100, respectively). We compiled all the 14 projects with both compilers (except `commons-lang` that

<sup>4</sup>Coverage was assessed using yajta <https://github.com/castor-software/yajta>

<sup>5</sup><http://cloc.sourceforge.net/>

<sup>6</sup><http://www.program-transformation.org/Transform/JavaDecompilerTests>

<sup>7</sup><https://www.benf.org/other/cfr/eclipse-differences.html>

TABLE II  
CHARACTERISTICS OF THE PROJECTS USED TO EVALUATE DECOMPILERS

PROJECT NAME	JAVA VERSION	#CLASSES	#TESTS	#LOC
Bukkit	1.6	642	906	60800
Commons-codec	1.6	59	644	15087
Commons-collections	1.5	301	15067	62077
Commons-imaging	1.5	329	94	47396
Commons-lang	1.8	154	2581	79509
DiskLruCache	1.5	3	61	1206
JavaPoet*	1.6	2	60	934
Joda time	1.5	165	4133	70027
Jsoup	1.5	54	430	14801
JUnit4	1.5	195	867	17167
Minecraft	1.6	4	14	523
Scribe Java	1.5	89	99	4294
Spark	1.8	34	54	4089
DCTest**	1.5 – 1.8	10	9	211
<b>TOTAL</b>		<b>2041</b>	<b>25019</b>	<b>378121</b>

(\*) Formerly named JavaWriter.

(\*\*) Examples collected from previous decompilers evaluation.

we failed to build it with *ecj*). This represents 1887 class files for each compiler that we use to evaluate syntactic correctness of decompiler outputs in RQ1 and syntactic distortion in RQ4. We select only those that contain code executed by tests (2397 grouping files generated by the two compilers) to evaluate semantic correctness in RQ2 and RQ3.

#### IV. EXPERIMENTAL RESULTS

A. **RQ1: (syntactic correctness)** To what extent is decompiled Java code syntactically correct?

This research question investigates to what extent the source code produced by the different decompilers is syntactically correct, meaning that the decompiled code compiles. We also investigate the effect of the compiler that produces the bytecode on the decompilation results.

Figure 2 shows the ratio of decompiled classes that are syntactically correct per pair of compiler and decompiler. The horizontal axis shows the ratio of syntactically correct output in green, the ratio of syntactically incorrect output in blue, and the ratio of empty output in red (an empty output occurs, e.g. when the decompiler crashes). The vertical axis shows the compiler on the left and decompiler on the right. For example, **Procyon**, shown in the last row, is able to produce a syntactically correct source code for 1609 (85.3%) class files compiled with *javac*, and produce a non empty syntactically incorrect output for 278 (14.7%) of them. On the other hand, when sources are compiled with *ecj*, Procyon generates syntactically correct sources for 1532 (82.2%) of the class files and syntactically incorrect for 355 (18.8%) sources. In other words, **Procyon** is slightly more effective when used against code compiled with *javac*. It is interesting to notice that not all decompiler authors have decided to handle error the same way. Both **Procyon** and **Jode**'s developers have decided to always return source files, even if incomplete (for our dataset). Additionally, when **CFR** and **Procyon** detect a method that they cannot decompile properly, they may replace the body of the method by a single throw statement and comment explaining the error. This leads to syntactically correct code, but not semantically equivalent.

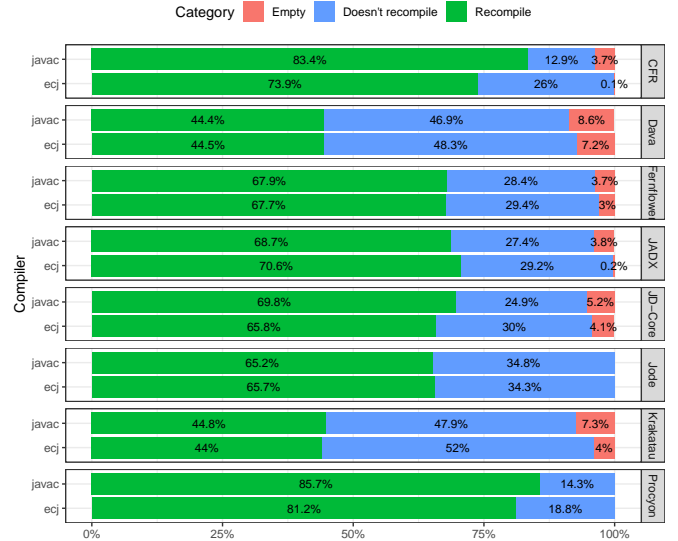


Fig. 2. Successful recompilation ratio after decompilation for all considered decompilers.

The ratio of syntactically correct decompiled code ranges from 85.7% for **Procyon** on *javac* inputs (the best), down to 44% for **Krakatau** on *ecj* (the worst). Overall, no decompiler is capable of correctly handling the complete dataset. This illustrates the challenges of Java bytecode decompilation, even for bytecode that has not been obfuscated, as in the case of our experiments.

We note that syntactically incorrect decompilation can still be useful for reverse engineering. However, an empty output is useless: the ratio of class files for which the decompilation completely fails is never higher than 8.6% for **Dava** on *javac* bytecode.

Intuitively, it seems that the compiler has an impact on decompilation effectiveness. To verify this, we use a  $\chi^2$  test on the ratio of classfile decompiled into syntactically correct source code depending on the used compiler, *javac* versus *ecj*. The compiler variable has an impact for three decompilers and no impact for the remaining five at 99% confidence level. The test rejects that the compiler has no impact on the decompilation syntactic correctness ratio for **CFR**, **Procyon** and **JD-Core** (p-value  $10^{-14}$ , 0.00027 and 0.006444). For the five other decompilers we do not observe a significant difference between *javac* and *ecj* (p-values: **Dava** 0.15, **Fernflower** 0.47, **JADX** 0.17, **Jode** 0.50, and **Krakatau** 0.09). Note that beyond syntactic correctness, the compiler may impact the correctness of the decompiled code, this will be discussed in more details in Section IV-C.

To sum up, **Procyon** and **CFR** are the decompilers that score the highest on syntactic correctness. The three decompilers ranking the lowest are **Jode**, **Krakatau** and **Dava**. It is interesting to note that those three are no longer actively maintained.

```

1  IFEQ L2
2  IFNE L2
3  GOTO L0
4  L2
5  ALOAD 5
6  INVOKESTATIC Lang$LangRule.access$100
   (LLang$LangRule;)Z
7  IFEQ L3
8  ALOAD 3
9  ALOAD 5
10 INVOKESTATIC Lang$LangRule.access$200
   (Lang$LangRule;)Ljava/util/Set;
11 INVOKEINTERFACE Set.retainAll (LCollection;)Z
12 INVOKEVIRTUAL HashSet.retainAll (LCollection;)Z
13 (itf)
14 POP
15 GOTO L2
16 GOTO L0

```

Listing 5. Excerpt of `org/apache/commons/codec/language/bm/Lang.class` bytecode compiled with `javac` and decompiled with CFR: Lines in red are in the original byte code, while lines in green are from the recompiled sources.

**Answer to RQ1:** No single decompiler is able to produce syntactically correct sources for more than 85.7% of class files in our dataset. The implication for decompiler users is that decompilation of Java bytecode cannot be blindly applied and do require some additional manual effort. Only few cases make all decompiler fail, which suggest that using several decompilers in conjunction could help to achieve better results.

**B. RQ2: (semantic equivalence)** To what extent is decompiled Java code semantically equivalent modulo inputs?

To answer this research question, we focus on the 2397 class files that are covered by at least one test case. When decompilers produce sources that compile, we investigate the semantic equivalence of the decompiled source and their original. To do so, we split recompilable outputs in three categories: (i) *semantically equivalent*: the code is recompiled into bytecode that is strictly identical to the original (modulo reordering of constant pool, as explained in Section III-A), (ii) *semantically equivalent modulo inputs*: the output is recompilable and passes the original project test suite (i.e. we cannot prove that the decompiled code is semantically different), and (iii) *semantically different*: the output is recompilable but it does not pass the original test suite (deceptive decompilation, as explained in Definition 4).

Let us first discuss an interesting example of semantic equivalence of decompiled code. Listing 5 shows an example of bytecode that is different when decompiled-recompiled but equivalent modulo inputs to the original. Indeed, we can spot two differences: the control flow blocks are not written in the same order (L2 becomes L0) and the condition evaluated is reversed (IFEQ becomes IFNEQ), which leads to an equivalent control flow graph. The second difference is that the type of a variable originally typed as a `Set` and instantiated with an `HashSet` has been transformed into a variable typed as an `HashSet`, hence once `retainAll` is invoked on the variable `INVOKEINTERFACE` becomes directly `INVOKEVIRTUAL`. This is still equivalent code.

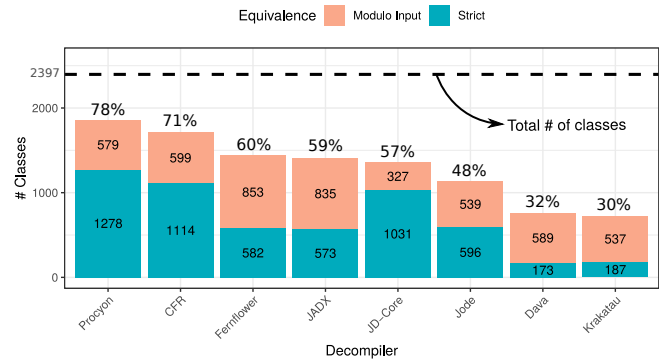


Fig. 3. Equivalence results for each decompiler on all the classes of the studied projects covered by at least one test.

Now we discuss the results globally. Figure 3 shows the recompilation outcomes of decompilation regarding semantic equivalence for the 2397 classes under study. The horizontal axis shows the eight different decompilers. The vertical axis shows the number of classes decompiled successfully. Strictly equivalent output are shown in blue, equivalent classes modulo input classes are shown in orange. For example, CFR (second bar) is able to decompile correctly 1713 out of 2397 classes (71%), including 1114 classes that are recompilable into strictly equivalent bytecode, and 599 that are recompilable into equivalent bytecode modulo inputs.

The three decompilers that are not actively maintained anymore (Jode, Dava and Krakatau) handle less than 50% of the cases correctly (recompilable and pass tests). On the other hand, Procyon and CFR have the highest ratio of equivalence modulo inputs of 78% and 71%, respectively.

**Answer to RQ2:** The number of classes for which the decompiler produces EMI semantically equivalent varies a lot from one decompiler to another. The source code generated by the decompilers is usually not strictly identical to the original, still many of the decompiled classes are semantically equivalent modulo inputs. For end users, it means that the state of the art of Java decompilation does not guarantee semantically correct decompilation, and care must be taken not to blindly trust in the decompiled code.

**C. RQ3: (bug finding)** To what extent do decompilers produce deceptive decompilation results?

As explained by Hamilton and colleagues [8], while a syntactically incorrect decompilation output may still be useful to the user, syntactically correct but semantically different output is more problematic. Indeed, this may mislead the user by making her believe in a different behavior than the original program. We call this case *deceptive decompilation* (as explained in Definition 4). When such cases occur, since the decompiler produces an output that is semantically different from what is expected, they may be considered as decompilation bugs.

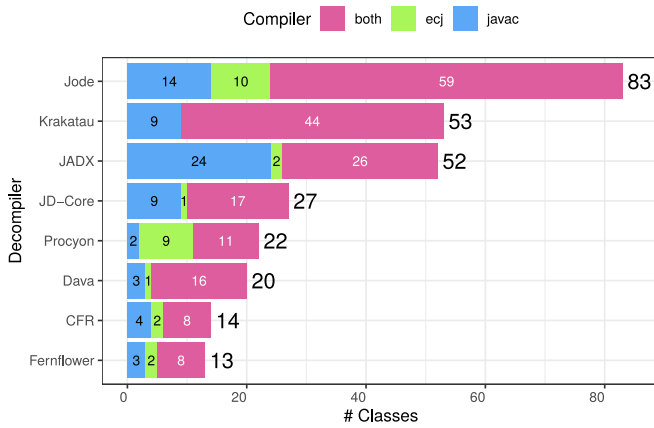


Fig. 4. Deceptive decompilations per decompiler.

Figure 4 shows the distribution of bytecode classes that are deceptively decompiled. Each horizontal bar groups deceptive decompilation per decompiler. The color indicates which compiler was used to produce the class file triggering the error. In blue is the number of classes leading to a decompilation error only when compiled with *javac*, in green only when compiled with *ecj*, and in pink it is the number of classes triggering a decompilation error with both compilers. The sum of these classes is indicated by the total on the right side of each bar. Note that the bars in Figure 4 represents the number of bug manifestations, which are not necessarily distinct bugs: the same decompiler bug can be triggered by different class files from our benchmark.

Overall, *Jode* is the least reliable decompiler, with 83 decompilation bug instances in our benchmark. While *Fernflower* produces the least deceptive decompilations on our benchmark (13), it is interesting to note that *CFR* produces only one more deceptive decompilation (14) but that correspond to less bugs per successful decompilation. This makes *CFR* the most reliable decompiler on our benchmark.

We manually inspected 10 of these bug manifestations. 2 of them were already reported by other users. We reported the other 8 of them to the authors of decompilers.<sup>8</sup> The sources of errors include incorrect cast operation, incorrect control-flow restitution, auto unboxing errors, and incorrect reference resolution. Below we detail two of these bugs.

1) *Case study: incorrect reference resolution:* We analyze the class `org.bukkit.Bukkit` from the *Bukkit* project. An excerpt of the original Java source code is given in Listing 6. The method `setServer` implements a setter of the static field `Bukkit.server`. This is an implementation of the common Singleton design pattern. In the context of method `setServer`, `server` refers to the parameter of the method, while `Bukkit.server` refers to the static field of the class `Bukkit`.

When this source file is compiled with *javac*, it produces a file `org/bukkit/Bukkit.class` containing the bytecode

```

1 public final class Bukkit {
2     private static Server server;
3     [...]
4     public static void setServer(Server server) {
5         if (Bukkit.server != null) {
6             if (server != null) {
7                 throw new UnsupportedOperationException(
8                     "Cannot redefine singleton Server");
9             }
10            Bukkit.server = server;
11            server = server;
12            [...]
13        }

```

Listing 6. Excerpt of differences in `org/bukkit/Bukkit.java:63` original (in red) and decompiled with *JADX* sources (in green).

```

1 public static setServer(Lorg/bukkit/Server;)V
2     GETSTATIC org/bukkit/Bukkit.server :
3     Lorg/bukkit/Server;
4     ALOAD 0
5     IFNULL L0
6     NEW java/lang/UnsupportedOperationException
7     DUP
8     ATHROW
9     L0
10    ALOAD 0
11    PUTSTATIC org/bukkit/Bukkit.server :
12    Lorg/bukkit/Server;
13    ASTORE 0
14    ALOAD 0
15    INVOKEINTERFACE org/bukkit/Server.getLogger
16    ()Ljava/util/logging/Logger; (itf)
17    NEW java/lang/StringBuilder

```

Listing 7. Excerpt of `org/bukkit/Bukkit.class` bytecode compiled with *javac*. Lines in red are in the original byte code, while lines in green are from the recompiled sources (decompiled with *JADX*).

translation of the original source. Listing 7 shows an excerpt of this bytecode corresponding to the `setServer` method (including lines are filled in red, while excluding lines are filled in green)

When using the *JADX* decompiler on `org/bukkit/Bukkit.class` it produces decompiled, with an excerpt shown in Listing 6 In this example, the decompiled code is not semantically equivalent to the original version. Indeed, inside the `setServer` method the references to the static field `Bukkit.server` have been simplified into `server` which is incorrect in this scope as the parameter `server` overrides the local scope. In the bytecode of the recompiled version (Listing 7, including lines are filled in green), we can observe that instructions accessing and writing the static field (`GETSTATIC`, `PUTSTATIC`) have been replaced by instructions accessing and writing the local variable instead (`ALOAD`, `ASTORE`).

When the test suite of *Bukkit* runs on the recompiled bytecode, the 11 test cases covering this code fail, as the first access to `setServer` will throw an exception instead of normally initializing the static field `Bukkit.server`. This is clearly a bug in *JADX*.

2) *Case study: Down cast error:* Listing 8 illustrates the differences between the original sources of `org/apache/commons/lang3/time/FastDatePrinter` and the decompiled sources produced by *Procyon*. The line in red is part of the original, while the line in green is from the

<sup>8</sup><https://github.com/castor-software/decompilercmp/tree/master/funfacts>

```

1   protected StringBuffer applyRules(final Calendar
      calendar, final StringBuffer buf) {
2       return (StringBuffer) applyRules(calendar,
3                                       (Appendable) buf);
4       return this.applyRules(calendar, buf);
5   }
6
7   private <B extends Appendable> B applyRules(final
      Calendar calendar, final B buf) {...}

```

Listing 8. Excerpt of differences in FastDatePrinter original (in red) and decompiled with Procyon sources (in green).

decompiled version. In this example, method `applyRules` is overloaded, i.e. it has two implementations: one for a `StringBuffer` parameter and one for a generic `Appendable` parameter (`Appendable` is an interface that `StringBuffer` implements). The implementation for `StringBuffer` down casts `buf` into `Appendable`, calls the method handling `Appendable` and casts the result back to `StringBuffer`. In a non ambiguous context, it is perfectly valid to call a method which takes `Appendable` arguments on an instance of a class that implements that interface. But in this context, without the down cast to `Appendable`, the Java compiler will resolve the method call `applyRules` to the most concrete method. In this case, this will lead `applyRules` for `StringBuffer` to call itself instead of the other method. When executed this will lead to an infinite recursion ending in a `StackOverflowError`. Therefore, in this example, Procyon changes the behavior of the decompiled program and introduces a bug in it.

**Answer to RQ3:** Our empirical results indicate that no decompiler is free of deceptive decompilation bugs. The developers of decompilers may benefit from the equivalent modulo input concept to find bugs in the wild and extend their test base. Two bugs found during our study have already been fixed by the decompiler authors, and three other have been acknowledged.

**D. RQ4: (ASTs difference)** What is the syntactic distortion of decompiled code?

The quality of decompilation depends not only on its syntactic compilability and semantic equivalence but also on how well a human can understand the behavior of the decompiler program. The code produced by a decompiler may be syntactically and semantically correct but yet hard to read for a human. In this research question, we evaluate how far the decompiled sources are from the original code. We measure the syntactic distortion between the original and the decompiled sources as captured by AST differences (Definition 2).

Figure 5 shows the distribution of syntactic distortion present in syntactically correct decompiled code, with one violin plot per decompiler. The green diamond marks the average syntactic distortion. For example, the syntactic distortion values of the `Jode` decompiler have a median of 0.05, average of 0.09, 1st-Q and 3rd-Q of 0.01 and 0.11, respectively. In this figure, lower is better: a lower syntactic distortion means that the decompiled sources are more similar to their original counterparts.

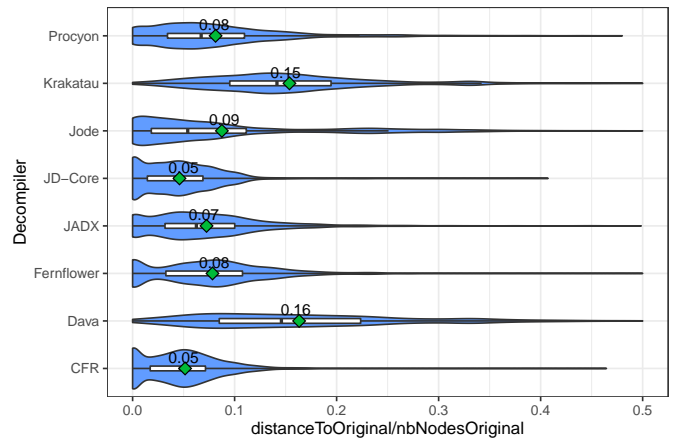


Fig. 5. Distribution of ASTs differences between the original and the decompiled source code. Green diamonds indicate average.

CFR and JD-Core introduce the least syntactic distortion, with high proportion of cases with no syntactic distortion at all (as we exclude renaming). Their median and average syntactic distortion are close to 0.05, which correspond to 5 edits every 100 nodes in the AST of the source program. On the other extreme, Dava and Krakatau introduce the most syntactic distortion with average of 16 edit per 100 nodes (and resp. 15). They also have almost no cases for which they produce sources with no syntactic distortion. It is interesting to note that Dava makes no assumption on the provenance of the bytecode [22]. This partly explains the choice of its author to not reverse some of the optimization made by Java compilers (See example introduced in section II.).

Listing 9 shows the differences on the resulting source code after decompiling the `Foo` class from `DcTest` with `Fernflower`. As we can observe, both Java program represent a semantically equivalent program. Yet, their ASTs contain substantial differences. For this example, the edit distance is 3/104 as it contains three tree edits: MOVE the return node, and DELETE the break node and the continue node (the original source's AST contained 104 nodes).

Note that some decompilers perform some transformations on the sources they produce on purpose to increase readability. Therefore, it is perfectly normal to observe some minimal syntactic distortion, even for decompilers producing readable sources. But as our benchmark is composed of non obfuscated sources, it is expected that a readable output will not fall too far from the original.

**Answer to RQ4:** All decompilers present various degrees of syntactic distortion between the original source code and the decompiled bytecode. This reveals that all decompilers adopt different strategies to craft source code from bytecode. Our results suggest that syntactic distortion can be used by decompiler developers to improve the alignment between the decompiled sources and the original. Also, decompiler users can use this analysis when deciding which decompiler to employ.



```

1 public class Foo {
2   public int foo(int i, int j) {
3     while (true) {
4       try {
5         while (i < j) i = j++ / i;
6         return j;
7       } catch (RuntimeException re) {
8         i = 10;
9         continue;
10      }
11      break;
12    }
13    return j;
14  }
15 }

```

Listing 9. Excerpt of differences in Foo original and decompiled with Fernflower sources.

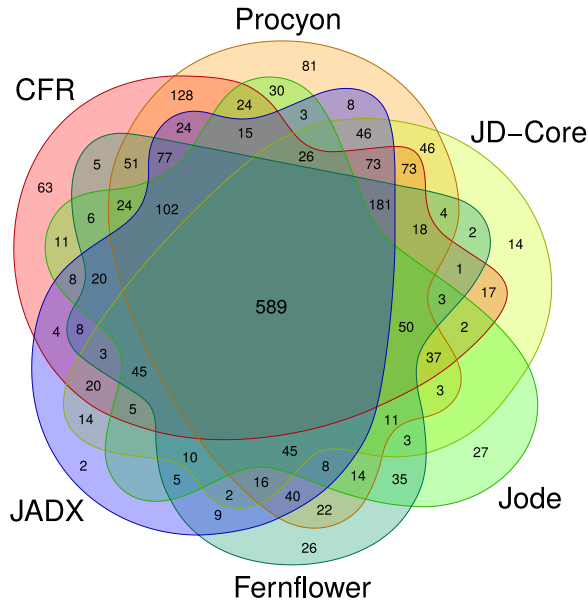


Fig. 6. Venn diagram of syntactically and semantically equivalent modulo inputs decompilation results.

**E. RQ5: (Multi-decompiler evaluation)** *To what extent the behavioral diversity of decompilers can be leveraged to improve the decompilation of Java bytecode?*

In the previous research questions, we observe that different decompilers produce source code that varies in terms of syntactic correctness, semantic equivalence and syntactic distortion. As no decompiler can perfectly perform the decompilation task regarding all these aspects, developers may use several decompilers.<sup>9</sup> In this section, we investigate what can be gained by joining the forces of multiple decompilers.

Figure 6 shows a Venn Diagram of syntactically and semantically equivalent classes modulo input for decompiled/recompiled classes. We exclude Dava and Krakatau because they do not handle correctly any unique class file. Indeed, 6/8 decompilers have cases for which they are the only decompiler able to handle it properly. These cases represent 276/2397 classes. Only 589/2397 classes are handled correctly by all of

<sup>9</sup>The website <http://www.javadecompilers.com> indeed proposes to leverage this multiplicity of decompilers.

TABLE III  
SUMMARY RESULTS OF THE STUDIED DECOMPILERS PLUS MULTI-DC

DECOMPILER	#RECOMPILABLE	#PASSTEST	#DECEPTIVE	ASTDIFF
CFR	3097 (0.79)	1713 (0.71)	22	0.05
Dava	1747 (0.44)	762 (0.32)	36	0.17
Fernflower	2663 (0.68)	1435 (0.60)	21	0.08
JADX	2736 (0.70)	1408 (0.59)	78	0.07
JD-Core	2726 (0.69)	1375 (0.57)	82	0.06
Jode	2569 (0.65)	1161 (0.48)	142	0.09
Krakatau	1746 (0.44)	724 (0.30)	97	0.20
Procyon	3281 (0.84)	1869 (0.78)	33	0.08
Multi-DC	3734 (0.95)	2174 (0.91)	45	0.08

these 6 decompilers. Furthermore, 157/2397 classes are not correctly handled by any of the considered decompilers.

To assess the benefit of using multiple decompilers instead of one, we have implemented a naive Multi-DC that uses each decompiler one by one until it finds a syntactically correct decompilation result. The order of decompiler tried follows a ranking by decreasing success rate according to the six most successful decompilers in terms of semantic equivalence modulo inputs rates. In this manner, we can compare the effectiveness of this naive meta-decompiler with respect to the other decompilers taken in isolation.

Table III summarizes the quantitative results obtained from the previous research questions, and adds the effectiveness of the Multi-DC as the last row. Each line corresponds to a decompiler. Column #Recompilable shows the number of cases (and ratio) for which the decompiler produced a recompilable output; column #Passtest shows the number of cases where the decompiled code passes those tests; column #Deceptive indicate the number of cases that were recompilable but did not pass the test suite (i.e. a decompilation bug); column #ASTDist indicate the average syntactic distortion among successfully decompiled cases.

Overall, the naive Multi-DC implementation performs the best in terms of both syntactically correct and semantically equivalent modulo inputs criteria. However, it is not the best in #Deceptive, because it accumulates all bugs from Procyon and bugs from other decompilers that affect cases not handled by Procyon. Note that an user ready to give up performance could reorganize the order of decompilers tried by the Multi-DC in order to optimize either #Deceptive or #ASTDist (with no impact on the number of syntactically correct cases). This shows that a decompiler user who would use the Multi-DC approach would obtain syntactically correct sources more frequently by 11 points and semantically equivalent modulo inputs sources by 13 points.

As observed, the decompilation of Java is a non trivial task with no clear systematic solution. In order to produce useful results, decompiler developers make various assumptions about the source code that produced the bytecode, or about the compiler. For example Dava does not assume that the bytecode was produced from Java sources [22]. CFR does not trust information contained in the Local Variable Type Table,<sup>10</sup> as an obfuscation tool could change it without altering the behavior of the program. All these assumptions, and various

<sup>10</sup><https://www.benf.org/other/cfr/faq.html>

strategies implemented by the decompilers lead to a situation where the collection of implementations successfully covers significantly more input cases than any individual implementation.

**Answer to RQ5:** By leveraging the diversity of features present in existing decompilers, the naive Multi-DC decompiler outperforms the other decompilers in terms of syntactic correctness (by 11 percentage points compared to the best) and semantic equivalence modulo inputs (by 13 percentage points). This quantitatively illustrates the benefit for decompiler users to try different decompiler instead of a single one. It also suggests research opportunities to approach the decompilation problem with a set of various decompilation strategies instead of a single one.

## V. THREATS TO VALIDITY

In this section, we report about internal, external and reliability threats against the validity of our results.

*a) Internal validity:* The internal threats are related to the metrics employed, especially those used to compare the syntactic distortion and semantic equivalence modulo inputs between the original and decompiled source code. Moreover, the coverage and quality of the test suite of the projects under study influences our observations about the semantic equivalence of the decompiled bytecode. To mitigate this threat, we select a set of mature open-source projects with good test suites as study subjects, and rely on state-of-the-art AST and bytecode differencing tools.

*b) External validity:* The external threats refer to what extend the results obtained with the studied decompilers can be generalized to other Java projects. To mitigate this threat, we reuse an existing dataset of Java programs which we believe is representative of the Java world. Moreover, we added a hand-made project which is a collection of classes used in previous decompilers evaluations as a baseline for further comparisons.

*c) Reliability validity:* Our results are reproducible, the experimental pipeline presented in this study is publicly available online. We provide all necessary code to replicate our analysis, including AST metric calculations and statistical analysis via R notebooks.<sup>11</sup>

## VI. RELATED WORK

This paper is related to previous works on bytecode analysis, decompilation and program transformations. In this section, we present the related work on Java bytecode decompilers along these lines.

The evaluation of decompilers is closely related to the assessment of compilers. In particular, Le et al. [10] introduce the concept of semantic equivalence modulo inputs to validate compilers by analyzing the interplay between dynamic execution on a subset of inputs and statically compiling a program to work on all kind of inputs. Naeem et al. [23] propose a set of software quality metrics aimed at measuring

the effectiveness of decompilers and obfuscators. In 2009, Hamilton et al. [8] show that decompilation is possible for Java, though not perfect. In 2017, Kostelansky et al. [9] perform a similar study on updated decompilers. In 2018, Gusarovs [24] performed a study on five Java decompilers by analyzing their performance according to different handcrafted test cases. All those works demonstrate that fully Java bytecode decompilation is far from perfect.

The objectives of decompilers are similar to disassemblers. However, instead of translating machine language into assembly language for different architectures [25], [26], decompilers work at the high level of source code [27]–[29]. Miecznikowski and Hendren [22] report about the problems and solutions found during the development of the Dava decompiler. They highlight particular issues related to expression evaluation on the Java stack, exceptions and synchronized blocks and type assignments. Disassemblers can sometimes be much more effective than decompilers, especially when the decompilation process goes wrong [26].

Recently, Katz et al. [30] present a technique for decompiling binary code snippets using a model based on Recurrent Neural Networks, which produces source code that is more similar to human-written code and therefore more easy for humans to understand. This is a remarkable attempt of driving decompilation to a specific goal. Schulte et al. [31] use evolutionary search to improve and recombine a large population of candidate decompilations by applying source-to-source transformations gathered from a database of human-written sources. As an example of multi-tool that exploits diversity, Chen et al. [32] rely on various fuzzers to build an ensemble based fuzzer that gets better performance and generalization ability than that of any constituent fuzzer alone.

## VII. CONCLUSION

Java bytecode decompilation is used for multiple purposes, ranging from reverse engineering to source recovery and understanding. In this work we proposed a fully automated pipeline to evaluate the Java bytecode decompilers' capacity to produce compilable, semantically equivalent and readable code. We proposed to use the concept of semantic equivalence modulo inputs to compare decompiled sources to their original counterpart. We applied this approach on 8 available decompilers through a set of 2041 classes from 14 open-source projects compiled with 2 different decompilers. The results of our analysis show that bytecode decompilation is a non trivial task that still requires human work. Indeed, even the highest ranking decompiler in this study produces syntactically correct output for 84% of classes of our dataset and semantically equivalent modulo inputs output for 78%. Meanwhile the diversity of implementation of these decompiler allow an user to combine several of them with significantly better results than by using a single one. In future work, we will explore the possibility to exploit this diversity of decompiler implementation automatically by merging the results of different decompilers via source code analysis and manipulations.

<sup>11</sup><https://github.com/castor-software/decompilercmp/tree/master/notebooks>

## ACKNOWLEDGMENTS

This work has been partially supported by the Wallenberg Autonomous Systems and Software Program (WASP) funded by Knut and Alice Wallenberg Foundation and by the TrustFull project financed by the Swedish Foundation for Strategic Research.

## REFERENCES

- [1] T. Lindholm, F. Yellin, G. Bracha, and A. Buckley, *The Java Virtual Machine Specification*. Pearson Education, 2014.
- [2] A. Jaffe, J. Lacomis, E. J. Schwartz, C. L. Goues, and B. Vasilescu, “Meaningful Variable Names for Decompiled Code: A Machine Translation Approach,” in *26th Conference on Program Comprehension (ICPC)*, (New York, NY, USA), pp. 20–30, ACM, 2018.
- [3] G. Nolan, *Decompiler Design*, pp. 121–157. Berkeley, CA: Apress, 2004.
- [4] C. Ragkhitwetsagul and J. Krinke, “Using Compilation/Decompilation to Enhance Clone Detection,” in *11th International Workshop on Software Clones (IWSC)*, pp. 1–7, Feb 2017.
- [5] K. Yakdan, S. Dechand, E. Gerhards-Padilla, and M. Smith, “Helping Johnny to Analyze Malware: A Usability-Optimized Decompiler and Malware Analysis User Study,” in *IEEE Symposium on Security and Privacy (SP)*, pp. 158–177, May 2016.
- [6] L. Āurfina, J. Křoustek, and P. Zemek, “PsybOt Malware: A Step-By-Step Decompilation Case Study,” in *20th Working Conference on Reverse Engineering (WCRE)*, pp. 449–456, Oct 2013.
- [7] G. Robles, J. M. Gonzalez-Barahona, and I. Herraiz, “An Empirical Approach to Software Archaeology,” in *21st International Conference on Software Maintenance (ICSM)*, pp. 47–50, 2005.
- [8] J. Hamilton and S. Danicic, “An Evaluation of Current Java Bytecode Decompilers,” in *9th IEEE International Working Conference on Source Code Analysis and Manipulation (SCAM)*, pp. 129–136, Sep. 2009.
- [9] J. Kostelanský and L. Dederá, “An Evaluation of Output from Current Java Bytecode Decompilers: Is it Android Which is Responsible for Such Quality Boost?,” in *Communication and Information Technologies (KIT)*, pp. 1–6, Oct 2017.
- [10] V. Le, M. Afshari, and Z. Su, “Compiler Validation via Equivalence Modulo Inputs,” in *35th Conference on Programming Language Design and Implementation (PLDI)*, (New York, NY, USA), pp. 216–226, ACM, 2014.
- [11] J.-R. Falleri, F. Morandat, X. Blanc, M. Martinez, and M. Monperrus, “Fine-grained and Accurate Source Code Differencing,” in *29th International Conference on Automated Software Engineering (ASE)*, (New York, NY, USA), pp. 313–324, ACM, 2014.
- [12] Y. Yang, Y. Zhou, H. Sun, Z. Su, Z. Zuo, L. Xu, and B. Xu, “Hunting for Bugs in Code Coverage Tools via Randomized Differential Testing,” in *41st International Conference on Software Engineering (ICSE)*, ACM, 2019.
- [13] L. Benfield, “CFR.” <https://www.benfg.org/other/cfr/>, 2019. [Online; accessed 19-July-2019].
- [14] L. J. H. Jerome Miecznikowski, Nomair A. Naeem, “Dava.” <http://www.sable.mcgill.ca/dava/>, 2019. [Online; accessed 19-July-2019].
- [15] “Fernflower.” <https://github.com/JetBrains/intellij-community/tree/master/plugins/java-decompiler/engine>, 2019. [Online; accessed 19-July-2019].
- [16] skylot, “JADX.” <https://github.com/skylot/jadx>, 2019. [Online; accessed 19-July-2019].
- [17] E. Dupuy, “Java Decompiler.” <https://http://java-decompiler.github.io/>, 2019. [Online; accessed 19-July-2019].
- [18] J. Hoenicke, “JODE.” <http://jode.sourceforge.net/>, 2019. [Online; accessed 19-July-2019].
- [19] Storyyeller, “Krakatau.” <https://github.com/Storyyeller/Krakatau>, 2019. [Online; accessed 19-July-2019].
- [20] M. Strobel, “Procyon.” <https://bitbucket.org/mstrobel/procyon>, 2019. [Online; accessed 19-July-2019].
- [21] R. Pawlak, M. Monperrus, N. Petitprez, C. Noguera, and L. Seinturier, “Spoon: A Library for Implementing Analyses and Transformations of Java Source Code,” *Software: Practice and Experience*, vol. 46, pp. 1155–1179, 2015.
- [22] J. Miecznikowski and L. Hendren, “Decompiling Java Bytecode: Problems, Traps and Pitfalls,” in *Compiler Construction* (R. N. Horspool, ed.), (Berlin, Heidelberg), pp. 111–127, Springer Berlin Heidelberg, 2002.
- [23] N. A. Naeem, M. Batchelder, and L. Hendren, “Metrics for Measuring the Effectiveness of Decompilers and Obfuscators,” in *15th IEEE International Conference on Program Comprehension (ICPC)*, pp. 253–258, June 2007.
- [24] K. Gusarovs, “An Analysis on Java Programming Language Decompiler Capabilities,” *Applied Computer Systems*, vol. 23, no. 2, pp. 109–117, 2018.
- [25] L. Vinciguerra, L. Wills, N. Kejriwal, P. Martino, and R. Vinciguerra, “An Experimentation Framework for Evaluating Disassembly and Decompilation Tools for C++ and Java,” in *10th Working Conference on Reverse Engineering (WCRE)*, (Washington, DC, USA), pp. 14–, IEEE Computer Society, 2003.
- [26] M. A. B. Khadra, D. Stoffel, and W. Kunz, “Speculative disassembly of binary code,” in *International Conference on Compilers, Architectures, and Synthesis of Embedded Systems (CASES)*, pp. 1–10, Oct 2016.
- [27] O. Katz, Y. Olshaker, Y. Goldberg, and E. Yahav, “Towards Neural Decompilation,” *arXiv e-prints*, p. arXiv:1905.08325, May 2019.
- [28] K. Troshina, Y. Derevenets, and A. Chernov, “Reconstruction of Composite Types for Decompilation,” in *10th IEEE Working Conference on Source Code Analysis and Manipulation (SCAM)*, pp. 179–188, Sep. 2010.
- [29] M. J. Van Emmerik, *Static Single Assignment for Decompilation*. University of Queensland, 2007.
- [30] D. S. Katz, J. Ruchti, and E. Schulte, “Using Recurrent Neural Networks for Decompilation,” in *25th International Conference on Software Analysis, Evolution and Reengineering (SANER)*, pp. 346–356, March 2018.
- [31] E. Schulte, J. Ruchti, M. Noonan, D. Ciarletta, and A. Loginov, “Evolving exact decompilation,” in *Workshop on Binary Analysis Research* (Y. Shoshitaishvili and R. F. Wang, eds.), (San Diego, CA, USA), Feb. 18–21 2018.
- [32] Y. Chen, Y. Jiang, F. Ma, J. Liang, M. Wang, C. Zhou, Z. Su, and X. Jiao, “EnFuzz: Ensemble Fuzzing with Seed Synchronization among Diverse Fuzzers,” *arXiv e-prints*, p. arXiv:1807.00182, Jun 2018.