

Non-strange quark stars from NJL model with proper-time regularisation

Qingwu Wang,^{1,*} Chao Shi,^{2,†} and Hong-Shi Zong^{3,4,‡}

¹College of physics, Sichuan University, Chengdu 610064, China

²College of Material Science and Technology, Nanjing University of Aeronautics and Astronautics, Nanjing 210016, China;

³Department of Physics, Nanjing University, Nanjing 210093, China

⁴Joint Center for Particle, Nuclear Physics and Cosmology, Nanjing 210093, China

The structure of light quark star is studied within a new two-flavor NJL model. By retaining the contribution from the vector term in the Fierz-transformed Lagrangian, a two-solar-mass pure quark star is achieved. To overcome the disadvantage of three-momentum truncation in the regularisation procedure, we introduce the proper-time regularisation. We also employ the newly proposed definition of vacuum pressure [29], in which the quasi-Wigner vacuum (corresponding to the quasi-Wigner solution of the gap equation) is used as the reference ground state. Free parameter includes only a mixing constant α which weighs contribution from Fierz-transformed Lagrangian. We constrain α to be around 0.9 by the observed mass of pulsars *PSRJ0348+0432* and *PSRJ1614-2230*. We find the calculated surface energy density meets the requirement ($> 2.80 \times 10^{14} \text{g/cm}^3$) [28]. Besides, for a 1.4 solar mass star, the tidal Love number k_2 and deformability Λ are calculated which satisfies the constrain $200 < \Lambda < 800$ [31, 35, 41].

I. INTRODUCTION

Investigations of the dense matter is an important part of studying strong interactions. The experimental data on the ground tells us that the ground state of the strong interacting baryon at zero density is nucleon. At non-zero density, when the quark chemical potential is higher than the strange quark mass, the strange quark matter may be the ground state. Therefore, the observed pulsars may be quark star rather than a traditional neutron star. After the discovery of two solar-mass pulsars [1–4], many theoretical models about non-strange star were excluded because they lead to equations of state (EOSs) that were too soft. Considering the EOS of strange baryon (hyperon), the maximum pulsar mass is still lower than $2 M_\odot$. Note that the EOS can also be corrected by considering theory of correcting gravity [5, 6], introducing a strong electromagnetic field [7–9], or introducing a high-speed rotation effect [10–12]. However, recently one literature indicates that a stable hadron matter can be a non-strange quark state when the baryon number is greater than a certain minimum value [13]. Quark matter with only u - d quarks can be ground state of baryonic matter other than the u - d - s strange quark matter [14, 15]. Therefore, if the observed pulsar is a non-strange quark star and regardless of all other corrections, a suitable EOS becomes necessary.

Studying the EOS at extreme environment usually resorts to effective field theories, and the NJL model is one of them. With a few parameters fitted to the low energy experimental data, the NJL model and its many generalizations provided much information on both hadron physics and QCD matter at finite temperature and density [16, 17]. We note within the NJL model, there are two equivalent descriptions, i.e., the original Lagrangian density L_{NJL} and its Fierz transformation L_{Fierz} . After doing the mean field approximation, $\langle L_{NJL} \rangle$ con-

tains only the Hartree term, while $\langle L_{Fierz} \rangle$ contains only the Fock term. When calculating the quark condensation, the parameters are calibrated to reproduce the physical pion meson mass and decay constant. In this way, the two descriptions are equivalent. However, when considering finite density matter, the effective chemical potentials given by the two Lagrangians are different at mean field approximation level: the effective potential from the Fierz transformed Lagrangian has contribution from quark vector density $\langle \psi^\dagger \psi \rangle$. Actually, without the Fierz transformation, the standard mean field approximation approach is considered to be not self-consistent theoretically [18]. We therefore propose a self-consistent treatment that combines the $\langle L_{NJL} \rangle$ and $\langle L_{Fierz} \rangle$ linearly with a weighting parameter α and study its implication on QCD matter at finite density [19]. Based on this, our previous study [20, 21] has shown that two-flavor quark matter could be more stable than the three-flavor quark matter, unlike Witten's prediction based on MIT bag model [15]. As stated in the Ref. [19], the parameter α used to reflect the weight of different interaction channels can not be given in advance by the mean field theory. It must be determined by related experimental data of high density strong interacting matter. The neutron star provides such a laboratory. One motivation of this paper is to determine the α through current astronomical observations on neutron stars.

In this paper, we will extend our study in several new aspects. We first employ the proper-time regularisation rather than the three-momentum cutoff scheme, since the later limits the value of $\alpha < 0.9$ and hence considered to be less reliable [21]. Note that for a non-renormalizable theory, regularization scheme could play an important role in making physical predictions. Testing with different regularization schemes therefore provides a qualitative check for consistency. Secondly, when calculating the EOS, there is a free parameter, i.e., the bag constant B . The bag constant B gives the pressure of quark matter at zero temperature and zero density. Usually, it is treated as a phenomenological parameter and determined by experimental requirements [20–25]. It has a great influence on the EOS and consequently the mass-radius relation of the neutron star. We should be more careful in choosing its value. Experimental requirements [26–28] suggest a typical

*Electronic address: qw.wang@scu.edu.cn

†Electronic address: shichao0820@gmail.com

‡Electronic address: zonghs@nju.edu.cn

value about $(120 \text{ MeV})^4$, but it's also calculable in effective theories. A traditional treatment is to subtract the thermodynamic potential of the current quark from the thermodynamic potential corresponding to the Nambu-Goldstone solution, i.e., $B = \Omega(m_{\text{current}}) - \Omega(M_{\text{Nambu}})$ [16]. But the current quark is not the solution to the gap equation. We therefore use a recently proposed definition $B = \Omega(M_{\text{Wigner}}) - \Omega(M_{\text{Nambu}})$ [25, 29, 30], i.e., to subtract from the thermodynamic potential corresponding to the Wigner-Weyl solution. Such a definition is more theoretically self-consistent since the Wigner-Weyl solution is another (although unphysical) solution to the quark gap equation in NJL model. The bag constant is now the pressure difference between the Nambu and Wigner phases. It is an intrinsic quantity within the NJL model, instead of an input parameter as was in [21]. Finally, we determine the weighting factor α from the experimental data. Besides the observations of the pulsars mass, the tidal deformability measurement from the neutron star merger GW170817 [31–35] has also been used to constrain the stiffness of the EOS. We will check if our predictions agree with other current observations on, e.g., radius and surface energy of star.

This paper is organized as follows: In Sec. II, we introduce the NJL model and its Fierz transformation. The weighting factor α is introduced here and its effects on the quark mass and quark number density are presented. In Sec. III, The EOS, the mass-radius relation and tidal deformability of the stars are calculated. The effect of α on the EOS is presented. In the end, a short summary is given.

II. THE NJL MODEL AND ITS FIERZ TRANSFORMATION

The standard NJL model is a model of QCD with four quark interaction [16, 17]. Beyond the chiral limit, the two-flavor Lagrangian is

$$\mathcal{L}_{\text{NJL}} = \bar{\psi}(i\cancel{\partial} - m)\psi + G[(\bar{\psi}\psi)^2 + (\bar{\psi}i\gamma^5\vec{\tau}\psi)^2] + \mu\psi^\dagger\psi. \quad (1)$$

In the mean field approximation,

$$\mathcal{L}_1 = \bar{\psi}(i\cancel{\partial} - m_q)\psi + 2G\sigma_1\bar{\psi}\psi + \mu\psi^\dagger\psi, \quad (2)$$

where m_q is the current quark mass of flavor q and G is the four-quark effective coupling. The two-quark condensate is denoted as σ_1 . In the limit of exact isospin symmetry, $m_u = m_d = m$.

The effective quark mass is defined as

$$M = m - 2G\sigma_1 \quad (3)$$

with the two-quark condensate defined as

$$\sigma_1 = \langle \bar{\psi}\psi \rangle = - \int \frac{d^4p}{(2\pi)^4} \text{Tr}[S(p)], \quad (4)$$

where $S(p)$ is the dressed quark propagator and the trace is

taken in color, flavor and Dirac spaces. The integration is divergent and a cut-off Λ on the momentum is usually used. In this case, the chemical potential μ must be less than the cut-off Λ so as to get a reliable result, setting an upper limit for the weighting parameter α [21]. To circumvent this defect, we introduce the proper-time regularization here. The key equation is a replacement

$$\frac{1}{A(p^2)^n} \rightarrow \frac{1}{(n-1)!} \int_{\tau_{UV}}^{\infty} d\tau \tau^{n-1} e^{-\tau A(p^2)}, \quad (5)$$

where τ_{UV} is introduced to regularize the ultra-violet divergent.

Beyond the chiral limit, three parameters (τ_{UV} , G , m) need to be fixed by requirements such as two-quark condensate derived from QCD sum rules or lattice QCD, pion decay constant or pion mass which are the results of chiral symmetry breaking. Since the Gell-Mann–Oakes–Renner (GMOR) relation is satisfied in low energy, it also can be used to calibrate these parameters. Fixing $m = 5.0 \text{ MeV}$, with $G = 3.086 \times 10^{-6} \text{ MeV}^{-2}$, and $\tau_{UV} = 1092 \text{ MeV}$, it gives $f_\pi = 93 \text{ MeV}$ and $m_\pi = 135 \text{ MeV}$. At zero temperature, the condensate is

$$\begin{aligned} \langle \bar{\psi}\psi \rangle &= -2N_c \sum_{u,d} \int \frac{d^3p}{(2\pi)^3} \frac{M}{E_p} (1 - \theta(\mu - E_p)) \quad (6) \\ &= -2N_c \sum_{u,d} \left(\int \frac{d^3p}{(2\pi)^3} \int_{\tau_{UV}}^{\infty} d\tau \frac{e^{-\tau E^2}}{\sqrt{\pi\tau}} \right. \\ &\quad \left. - \int \frac{d^3p}{(2\pi)^3} \frac{M}{E_p} \theta(\mu - E_p) \right), \end{aligned}$$

with $E_p = \sqrt{\vec{p}^2 + M^2}$.

As a purely technical device to examine the effect of a rearrangement of fermion field operators, the Fierz transformation of \mathcal{L}_{NJL} is:

$$\begin{aligned} \mathcal{L}_{\text{Fierz}} &= \bar{\psi}(i\cancel{\partial} - m)\psi + G \frac{1}{8N_c} [2(\bar{\psi}\psi)^2 + 2(\bar{\psi}i\gamma^5\tau\psi)^2 \\ &\quad - 2(\bar{\psi}\tau\psi)^2 - 2(\bar{\psi}i\gamma^5\psi)^2 - 4(\bar{\psi}\gamma^\mu\psi)^2 \\ &\quad - 4(\bar{\psi}\gamma^\mu\gamma^5\psi)^2 + (\bar{\psi}\sigma^{\mu\nu}\psi)^2 - (\bar{\psi}\sigma^{\mu\nu}\tau\psi)^2]. \end{aligned} \quad (7)$$

And the mean-field-approximation result is

$$\begin{aligned} \mathcal{L}_2 &= \bar{\psi}(i\cancel{\partial} - m)\psi + \frac{G}{2N_c} \sigma_1 \bar{\psi}\psi + G\sigma_1^2 \\ &\quad + \mu\psi^\dagger\psi - \frac{G}{N_c} \sigma_2 \psi^\dagger\psi + \frac{G}{2N_c} \sigma_2^2 \end{aligned} \quad (8)$$

with $\sigma_2 = \langle \psi^\dagger\psi \rangle$. Apparently, the effective quark mass and chemical potential in the Fierz-transformed Lagrangian can be

defined as:

$$M = m - \frac{G}{2N_c} \sigma_1, \quad (9)$$

$$\mu_r = \mu - \frac{G}{N_c} \sigma_2. \quad (10)$$

Although the two formulas Eq. (3) and Eq. (9) look different, in fact, when the parameters are recalibrated with different values of coupling G , they get the same result of quark mass. If the NJL Lagrangian and its Fierz transformation are combined according to the literature [17], the second item in Eq. (9) is only equivalent to the next-to-leading-order term of large N_c expansion. And the amending in the effective chemical potential almost can also be neglected.

However, the equivalence of L_{NJL} and L_{Fierz} means their linear combination with any complex α , and in the mean field approximation it reads :

$$\mathcal{L}_C = (1 - \alpha) \mathcal{L}_1 + \alpha \mathcal{L}_2. \quad (11)$$

With this combination, the effective mass and chemical potential are:

$$M = m - 2\left(1 - \alpha + \frac{\alpha}{4N_c}\right)G\sigma_1, \quad (12)$$

$$\mu_r = \mu - \frac{\alpha G}{N_c} \sigma_2. \quad (13)$$

Since the coefficient $(1 - \alpha + \frac{\alpha}{4N_c})G$ in Eq. (12) requires fitting low energy data, we can redefine the effective coupling as

$$G' = \left(1 - \alpha + \frac{\alpha}{4N_c}\right)G. \quad (14)$$

Thus, the quark mass and chemical potential are rewritten as

$$M = m - 2G'\sigma_1, \quad (15)$$

$$\mu_r = \mu - \frac{G'}{N_c} \frac{\alpha}{1 - \alpha + \frac{\alpha}{4N_c}} \sigma_2. \quad (16)$$

For $\alpha < 1$, this is mathematically equivalent to adding a vector-isoscalar channel in the L_{NJL} . By introducing a positive value of α one counts in more terms that may be ignored in the mean field approximation with only L_{NJL} . So, in this sense, the two approaches are different.

At zero temperature, the quark number density is given by:

$$\rho_{u,d} = 2N_c \int \frac{d^3 p}{(2\pi)^3} \theta(\mu_r - E). \quad (17)$$

The α -dependence of effective quark mass and quark number density are shown in Fig. 1 and Fig. 2 respectively. The

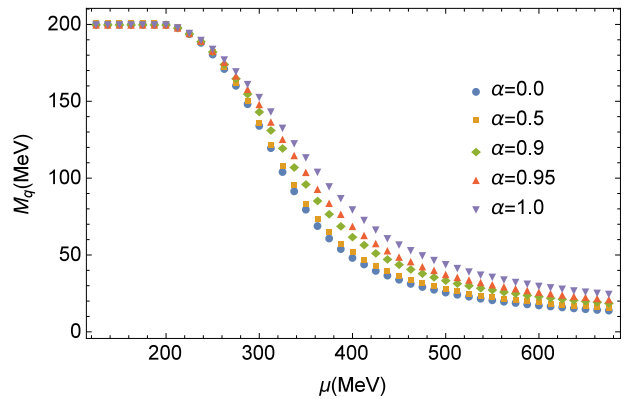


FIG. 1: The quark mass as a function of μ is presented. It is the standard NJL model result with $\alpha = 0$, and the Fierz-transformed result with $\alpha = 1$. With $\alpha = 0.5$, it is the result of taking into account the next-to-leading order in large N_c expansion which has little impact on effective quark mass.

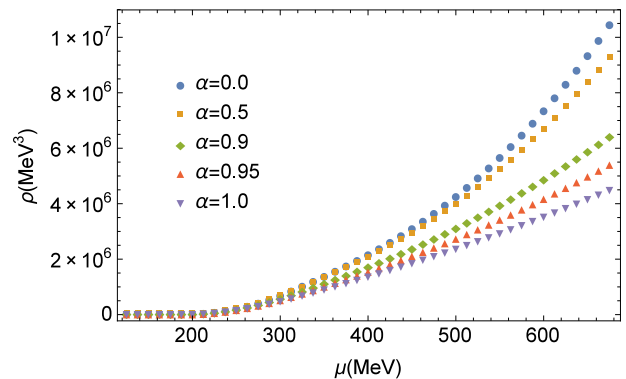


FIG. 2: The quark number density as a function of μ is presented. When $\mu < M_q$, the quark number density $\rho(\mu)$ is zero. Also $\rho(\mu)$ decreases as α increases and dramatically as $\alpha > 0.5$ at large μ .

quark mass decreases as chemical potential increases. α has an impact on the effective quark mass. When α is greater than 0.9, dependence of quark mass on α is obvious. The quark number density increases as chemical potential increases. At fixed chemical potential, the quark number density decreases as α increases. At low chemical potential (less than 500 MeV), the results confirm that the next-to-leading order term in large N_c expansion that from Fierz-transformation can be neglected.

III. THE QUARK STAR STRUCTURES

A. The equation of state

The EOS is the key to calculating the mass-radius relation and tidal formability Λ . The tidal formability measures the star's quadrupole deformation in response to the companion's

perturbing tidal field during the merger of two stars.

The model-independent equations of state of strong interaction matter at finite μ and zero T are [36, 37]:

$$P(\mu_u, \mu_d) = P(\mu = 0) + \sum_{u,d} \int_0^{\mu_r} d\mu \rho(\mu), \quad (18)$$

$$\varepsilon(\mu_u, \mu_d) = -P(\mu_u, \mu_d) + \sum_{u,d} \mu \rho(\mu). \quad (19)$$

Here, $P(\mu = 0)$ represents the vacuum pressure density at $\mu = 0$. In some works $-P(\mu = 0)$ takes as a free parameter corresponding to the bag constant in the MIT bag model. In the standard NJL model, it is sometimes defined at zero chemical potential as the pressure difference between results from Nambu solution and bare quark propagator:

$$P(\mu = 0) = P(M_N) - P(m), \quad (20)$$

where M_N denotes the Nambu solution of the quark gap equation at $\mu = 0$ and m is the current quark mass. In this definition, the vacuum pressure density is $P(\mu = 0) = -(129.71 \text{ MeV})^4$. However, m is not a solution of the gap equation. A consistent definition is to take the difference between two solutions in analogy to the BCS theory. As suggested in Refs. [25, 29, 30] the vacuum pressure density in use is:

$$P(\mu = 0) = P(M_N) - P(M_W) \quad (21)$$

with M_W the quasi-Wigner solution of the gap equation. In this case, the vacuum pressure density is $P(\mu = 0) = -(131.75 \text{ MeV})^4$.

We have only considered pressure form quarks above. For a non-strange quark star, we need electron to keep electric charge neutrality ($2\rho_u - \rho_d - 3\rho_e = 0$). Then the pressure and energy density are

$$P_{tot} = P(\mu_u, \mu_d) + \frac{\mu_e^4}{12\pi^2}, \quad (22)$$

$$\varepsilon_{tot} = \varepsilon(\mu_u, \mu_d) + \frac{\mu_e^4}{4\pi^2}, \quad (23)$$

respectively. Here μ_e is the electron charge chemical potential and the electron density is given by $\rho_e = \mu_e^3/(3\pi^2)$. We have to take into account baryon number and electric charge conservation in weak decay $d \leftrightarrow u + e + \bar{\nu}_e$. Then the chemical potential equilibrium gives $\mu_d = \mu_u + \mu_e$. Consequently, the EOS could be obtained. The EOSs with different α 's are plotted in Fig. 3. With a fixed negative pressure of vacuum, the stiffness of EOS increases along with α .

We are now ready to investigate the structure of a quark star using the Tolman-Oppenheimer-Volkoff equations (in units $G = c = 1$)

$$\frac{dP(r)}{dr} = -\frac{(\varepsilon + P)(M + 4\pi r^3 P)}{r(r - 2M)}, \quad (24)$$

$$\frac{dM(r)}{dr} = 4\pi r^2 \varepsilon, \quad (25)$$

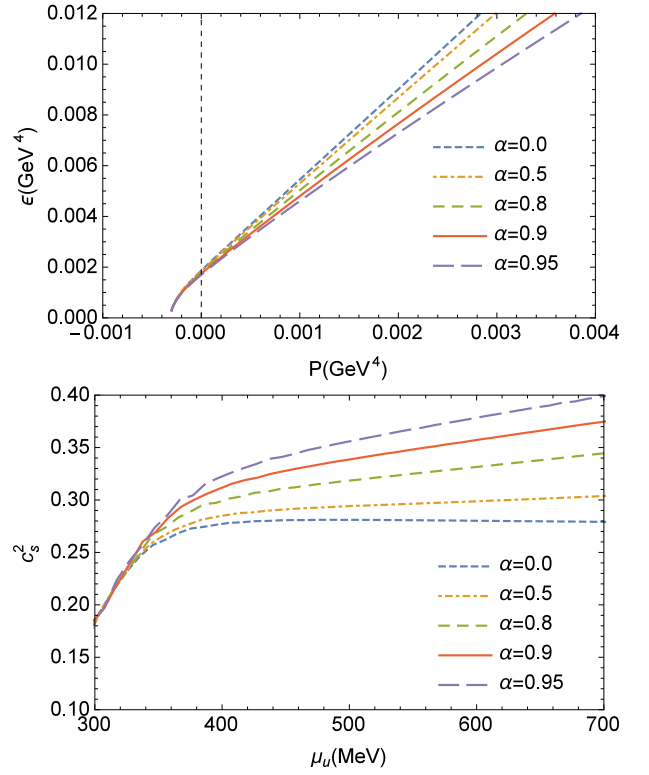


FIG. 3: The EOSs for different α are presented. The up plane shows energy density ε as function of pressure density P . The down plane shows the velocity of sound (defined as $\frac{dP}{d\varepsilon}$) as function of u quark chemical potential μ_u . Zero energy density and negative pressure density appear as $\mu_u < M_q$, and this part of plot is not shown in the figure. Different α shows different result only when μ_u is greater than 300 MeV. Both plots show that the EOS for smaller α becomes softer than the one for larger α .

which give the mass-radius relation. We have calculated quark stars with Eq. (11) with different α 's. The mass-radius relation is presented in Fig. 4.

We first notice that as $\alpha > 0.9$, the maximum mass (denoted as M_{TOV}) can be larger than 2.0 solar masses. This matches the observed pulsars mass of PSR J1614 – 2230 ($M = 1.928 \pm 0.017 M_\odot$) [2] and PSR J0348 + 0432 ($M = 2.01 \pm 0.04 M_\odot$) [3]. We have also listed the surface energy density ε_0 in Tab. I which satisfy the constrain that ε_0 should be larger than $2.80 \times 10^{14} \text{ g/cm}^3$. Secondly, the upper limit on the radius of a 1.4-solar-mass star from recent three works are $R \leq 13.76 \text{ km}$, $R \leq 13.6 \text{ km}$ and $8.9 \text{ km} \leq R \leq 13.76 \text{ km}$ respectively [38–40]. We see in Fig. 4 that the upper limits of radius are all larger than our maximum radii and thus the radii of 1.4-solar-mass star. The lower limit of the radius from reference [35] on a 1.6-solar-mass neutron star is 10.7 km. The radii from our parameters $\alpha \geq 0.5$ satisfies this constrain. Therefore in studying QCD matter at high density, Lagrangian without Fierz transformation ($\alpha = 0$) is incomplete at the level of mean field approximation, while Eq. (11) provides a more realistic description.

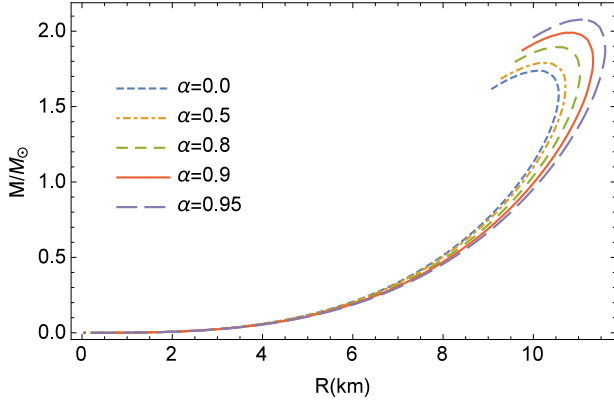


FIG. 4: The mass-radius relation of quark star is presented. The maximum mass increases with α . The maximum radii are less than 12km. When $\alpha = 0.9$ the maximum mass is close to $2M_{\odot}$ with a star radius 10.87km. When $\alpha = 0.95$, the maximum mass is larger than $2.05M_{\odot}$. Only for the case $\alpha \geq 0.5$ The radii of stars with mass of $1.6M_{\odot}$ are larger than 10.7 km.

TABLE I: properties of ud quark star, including the maximum mass M_{TOV} and the corresponding radius R and surface energy density ϵ_0 . The radii of 1.6 solar mass star are also listed. It is obvious that the maximum mass increases as α increases.

α	$M_{TOV}(M_{\odot})$	R (km)	$R_{1.6}(\text{km})$	$\epsilon_0(10^{14}\text{g/cm}^3)$
0.00	1.7376	10.17	10.56	4.3252
0.50	1.7896	10.33	10.71	4.2647
0.80	1.8949	10.50	10.98	4.1532
0.90	1.9903	10.87	11.19	4.0412
0.95	2.0773	11.14	11.37	3.9416

B. The tidal deformability

During the merger of two stars, it is reasonable to think about the magnetic breaking during the merger evolution. Love number measures the distortion of the shape of the surface of a star by an external tidal field. The tidal deformability is related to the $l = 2$ dimensionless tidal Love number k_2 . In units $G = c = 1$, it is

$$k_2 = \frac{3}{2}\Lambda\left(\frac{M}{R}\right)^5. \quad (26)$$

The tidal deformability Λ for a $1.4 M_{\odot}$ is restricted to less than 800 (1400) for low (high) –spin prior case [31, 41].

In matching the interior and exterior solutions across the star surface, the $l = 2$ tidal Love number k_2 for the internal

TABLE II: properties of our 1.4 solar mass quark star, including the compactness M/R , the Love number k_2 and the tidal deformability Λ . Since the radius increases as α increases, the compactness decreases as α increase. And the tidal deformability increases as α increases.

α	M/R	k_2	Λ
0.00	0.1980	0.1435	314.26
0.50	0.1962	0.1481	339.93
0.80	0.1925	0.1570	395.06
0.90	0.1895	0.1645	448.98
0.95	0.1869	0.1708	499.37

solution is given by [42]

$$k_2 = \frac{8}{5}C^5(1-2C)^2[2+2C(y-1)-y] \times \{2C[6-3y+3C(5y-8)] + 4C^3[13-11y+C(3y-2)+2C^2(1+y)] + 3(1-2C)^2[2-y+2C(y-1)]\text{Ln}(1-2C)\}^{-1}, \quad (27)$$

where $C = M/R$ defines the compactness of the star and y is related to the metric variable H and surface energy density ϵ_0

$$y = \frac{R\beta(R)}{H(R)} - \frac{4\pi R^3\epsilon_0}{M}. \quad (28)$$

For some neutron star model the surface energy density is zero. But in our NJL model with negative vacuum pressure, the surface energy ϵ_0 is nonzero as shown in Fig. 3.

The metric variable H related to the EOS can be obtained by integrating two differential equations

$$\begin{aligned} \frac{dH(r)}{dr} &= \beta, \quad (29) \\ \frac{d\beta(r)}{dr} &= 2gH\{-2\pi[5\epsilon+9P+f(\epsilon+P)] \\ &\quad + \frac{3}{r^2} + 2g\left(\frac{M}{r^2} + 4\pi rP\right)^2\} + \\ &\quad 2g\frac{\beta}{r}\left[-1 + \frac{M}{r} + 2\pi r^2(\epsilon-P)\right], \quad (30) \end{aligned}$$

where $g = (1-2M/r)^{-1}$ and $f = d\epsilon/dP$. The iteration start from the center at $r = 0$ via expansions $H(r) = a_0r^2$ and $\beta(r) = 2a_0r$ with constant a_0 . As can be seen from Eq. (28), we only concern the ratio β/H . So a_0 can be arbitrarily chosen in numerical calculation. The love number k_2 and tidal deformability Λ for different α 's are calculated and presented in Tab. II. They increase as α increase. For $1.4 M_{\odot}$ star, all the calculated tidal deformabilities lie within a reasonable range, i.e., less than the upper limit of low-spin star and large than the lower limits $\Lambda_{1.4} > 200$ [35].

IV. SUMMARY

Using a recently proposed generalised NJL model Eq. (11) with a new parameter α incorporating different interaction channels [19], we studied the structure of light quark stars in this work. We find the EOS of star gets harder with a larger α , namely, with more contribution from the Fierz-transformed term L_{Fierz} . We use proper-time regularization to treat the ultra-divergence so there is no upper limit for the choice of α . This improves upon the momentum cutoff regularization scheme used in [21]. The weighting parameter α is the only free parameter. Other than to set the vacuum pressure to be a free parameter or to define the vacuum pressure with current quark as in Eq. (20), our vacuum pressure is fixed to be the difference between pressures from Nambu solution and quasi-Wigner solution [29]. Then the corresponding bag constant is obtained to be $B^{1/4} = 131.75$ MeV.

From the TOV equations the mass-radius relation and tidal deformability are calculated for different α 's. As $\alpha > 0.9$, the 2.0-solar-mass can be yielded, which matches the masses of PSR J1614 – 2230 ($M = 1.928 \pm 0.017 M_{\odot}$) and PSR J0348 + 0432 ($M = 2.01 \pm 0.04 M_{\odot}$). Our results of surface

energy density are larger than $2.80 \times 10^{14} \text{g/cm}^3$ and the radii for a 1.4-solar-mass star satisfy the constraints $R \leq 13.76$ km and $R \leq 13.6$ km [38, 39]. The lower limit 10.7 km of a 1.6-solar-mass neutron star is satisfied for $\alpha \geq 0.5$. This suggests that the Fierz-transformed Lagrangian must be included in the combined Lagrangian. We have also calculated the tidal love number k_2 and the tidal deformability Λ . The tidal deformability Λ calculated for 1.4 solar mass star increases with α and is within the interval $200 < \Lambda < 800$ from data of GW170817 and work of [35]. Admitting the non-strange quark, our improved NJL model therefore provides a consistent explanation to a variety of astronomical observations.

Acknowledgments

This work is supported in part by the National Natural Science Foundation of China (under Grants No. 11475085, No. 11535005, No. 11690030, and No.11873030, and No. 11905104), the National Major state Basic Research and Development of China (Grant No. 2016YFE0129300).

-
- [1] P. Demorest, T. Pennucci, S. M. Ransom, M. S. E. Roberts, and J. W. T. Hessels, *Nature* **467**, 1081-3 (2010).
 - [2] E. Fonseca, T. T. Pennucci, J. A. Ellis, I. H. Stairs, D. J. Nice, S. M. nsom, P. B. Demorest, Z. Arzoumanian, K. Crowter, T. Dolch, R. D. Ferdman, M. Gonzalez, G. Jones, M. L. Jones, M. T. Lam, L. Levin, M. A. McLaughlin, K. oval, J. K. Swiggum, and W. Zhu, *Astrophys. J.* **832**, 167 (2016).
 - [3] J. Antoniadis et al, *Science* **340**, 1233232 (2013).
 - [4] H. Thankful Cromartie et al, arXiv:1904.06759.
 - [5] A. Dobado, F. J. Llanes-Estrada, J. A. Oller, *Phys. Re. C* **85**, 012801 (2012).
 - [6] E. Babichev, and D. Langlois, *Phys. Rev. D* **81**, 124051 (2010).
 - [7] S. Ray, A. L. Espindola, M. Malheiro, J. P. S. Lemos, and V. T. Zanchin *Phys. Rev. D* **68**, 084004 (2003).
 - [8] C. R. Ghezzi, *Phys. Rev. D* **72**, 104017(2005).
 - [9] R. P. Negreiros, and F. Weber, M. Malheiro, and V. Usov *Phys. Rev. D* **80**, 083006 (2009).
 - [10] G. B. Cook, S. L. Shapiro, and S. A. Teukolsky, *Astrophys. J.* **422**, 273(1994).
 - [11] N. Stergioulas, and J. L. Friedman, *Astrophys. J.* **444**, 306 (1995).
 - [12] P. G. Krastev, B. A. Li, and A. Worley, *Astrophys. J.* **676**, 1170 (2008).
 - [13] B. Holdom, J. Ren, and C. Zhang, *Phys. Rev. Lett.* **120**, 222001 (2018).
 - [14] A. R. Bodmer, *Phys. Rev. D* **4**, 1601 (1971).
 - [15] E. Witten, *Phys. Rev. D* **30**, 272 (1984).
 - [16] M. Buballa, *Phys. Rep.* **407**, 205 (2005).
 - [17] S. P. Klevansky, *Rev. Mod. Phys.* **64**, 649 (1992).
 - [18] T. Kunihiro and R. Hatsuda, *Prog. Theor. Phys.* **74**, 765 (1985).
 - [19] F. Wang, Y. Cao, and H. Zong, *Chin. Phys. C* **43**, 084102 (2019).
 - [20] Q. Y. Wang, T. Zhao, and H. S. Zong, arXiv:1908.01325 (2019).
 - [21] T. Zhao, W. Zheng, F. Wang, C. M. Li, Y. Yan, Y. F. Huang, and H. S. Zong, arXiv:1904.09744 (2019).
 - [22] Y. Yan, J. Cao, X. L. Luo, W. M. Sun, and H. Zong, *Phys. Rev. D* **86**, 114028 (2012).
 - [23] A. Chodos, R. L. Jaffe, K. Johnson, C. B. Thorn, and V. F. Weisskopf, *Phys. Rev. D* **9**, 3471 (1974).
 - [24] C. Alcock, E. Farhi, and A. Olinto, *Astrophys. J.* **310**, 261 (1986).
 - [25] C.-M. Li, P.-L. Yin, and H.-S. Zong, *Phys. Rev. D* **99**, 076006 (2019).
 - [26] M. Alford, M. Braby, M. Paris, and S. Reddy, *Astrophys. J.* **629**, 969 (2005).
 - [27] E.-P. Zhou, X. Zhou, and A. Li, *Phys. Rev. D* **97**, 083015 (2018).
 - [28] B. -L. Li, Z. -F. Cui, Z. -H. Yu, Y. Yan, S. An, and H. -S. Zong, *Phys. Rev. D* **99**, 043001 (2019).
 - [29] S.-S. Xu, Z.-F. Cui, A. Sun, and H.-S. Zong, *J. Phys. G* **45**, 105001 (2018).
 - [30] Z.-F. Cui, S.-S. Xu, B.-L. Li, A. Sun, J.-B. Zhang, and H.-S. Zong, *Eur. Phys. J. C* **78**, 770 (2018).
 - [31] B. P. Abbott, R. Abbott, T. D. Abbott, F. Acernese, K. Ackley, C. Adams, T. Adams, P. Addesso et al. (LIGO Scientific Collaboration and Virgo Collaborations), *Phys. Rev. Lett.* **119**, 161101 (2017).
 - [32] H. Gao, Z. Cao, S. Ai, and B. Zhang, *Astrophys. J. Lett.* **851**, L45 (2017).
 - [33] A. Bauswein, O. Just, H.-T. Janka, and N. Stergioulas, *Astrophys. J. Lett.* **850**, L34 (2017).
 - [34] J. E. Christian, A. Zacchi, and J. Schaffner-Bielich, *Phys. Rev. D* **99**, 023009 (2019).
 - [35] A. Bauswein, *AIP Conf. Proc.* **2127**, 020013 (2019) ; arXiv:1904.01306.
 - [36] H.-S. Zong and W.-M. Sun, *Phys. Rev. D* **78**, 054001 (2008).
 - [37] H.-S. Zong and W.-M. Sun, *Int. J. Mod. Phys. A* **23**, 3591 (2008).
 - [38] F. J. Fattoyev, J. Piekarewicz, and C. J. Horowitz, *Phys. Rev. Lett.* **120**, 172702 (2018).
 - [39] E. Annala, T. Gorda, A. Kurkela, and A. Vuorinen, *Phys. Rev.*

- Lett. **120**, 172703 (2018).
- [40] S. De, D. Finstad, J. M. Lattimer, D. A. Brown, E. Berger, and C. M. Biwer, Phys. Rev. Lett. **121**, 091102 (2018).
- [41] B. Margalit and B. D. Metzger, Astrophys. J. Lett. **850**, L19(2017).
- [42] T. Damour and A. Nagar, Phys. Rev. D **80**, 084035 (2009).