

Comparison-Based Indexing From First Principles

Magnus Lie Hetland

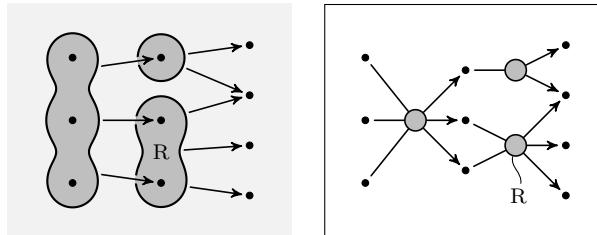
Abstract

Basic assumptions about comparison-based indexing are laid down and a general design space is derived from these. An index structure spanning this design space (the *sprawl*) is described, along with an associated family of partitioning predicates, or regions (the *ambits*), as well as algorithms for search and, to some extent, construction. The *sprawl of ambits* forms a unification and generalization of current indexing methods, and a jumping-off point for future designs.

1 Introduction

To speed up search operations, it is common to preprocess data by constructing an index structure. In many cases, access to the data is limited to some form of comparison, such as orders or similarity measures. The index then represents possible incremental explorations, with comparisons performed along the way. Similarity search has been a particularly fertile ground for such structures, with a great variety appearing over the last few decades. These indices are based on a range of disparate ideas, with few overarching organizing principles, possibly leading to missed opportunities for intermediate, hybrid or variant structures. My aim is to map out a design space that springs from a handful of basic assumptions, covering all existing methods, as well as countless new variations, combinations and extensions. To describe this design space, I introduce the *sprawl*, a fully general yet fully implementable comparison-based index in the form of a region-labeled hyperdigraph, along with a new family of regions, the *ambits*, a common generalization of currently used comparison-based regions, and of weighted polyellipses, polytopes and metaballs (see Fig. 1).¹ This work opens up two avenues of further exploration in the search for new and better methods: Either one may accept my explicitly stated assumptions and examines the resulting design space, or one may explicitly depart from them, and thus have a jumping-off point for wholly new designs.

Figure 1: A sprawl of ambits. The regions act as hyperedges—gatekeepers for their targets, defined in part by their sources.³ In a realistic setting, the regions would typically contain their target points.



As a side-effect, it also introduces a new query modality for existing similarity-based search, where one may search for *weighted combinations* of sample objects, possibly including negative weights for contrasting objects (cf. 3.2.1).

1.1 Scope, Organization and Contributions

The scope of this paper is defined formally in Sect. 1.2, but intuitively my focus is on indexing methods that rely on comparing pairs of objects using some black-box oracle. That is, performing computations directly on the objects themselves, as in most hashing-based methods, is out of scope. Also, I only consider exact search, where false positives are permitted, but false negatives are not. Metric indexing [69] is a prototypical example, and one of the main motivations behind this work.*

The basic definitions and axioms are laid out in Sect. 1.2. Following that, there are two main parts to the paper. The first part, Sect. 2, defines the sprawl data structure (Def. 2.0.1), and shows how it follows from a bare-bones conception of traversal and exploration (Theorem 2.2.4). A full search algorithm is presented (Alg. 2.2.2), along with several results on sprawl correctness (Sect. 2.3). Finally, a stepwise procedure is presented for transforming an arbitrary comparison-based index structure into a sprawl with the same behavior (Sect. 2.4).

The sprawl is a directed hypergraph at heart, and its hyperedges are each labeled with one or more *regions* of some sort. The second part of the paper, Sect. 3, defines the ambit region type, which may be used for this purpose. Metaphorically, the ambit extends some ways from the hyperedge sources, also known as the region *foci*. Focal comparisons are combined in some manner to become a measure of *remoteness*, which is capped at a *radius*.

The manner in which comparisons are combined into remoteness is of central importance; to be useful, this remoteness map must preserve some properties of the comparisons. The idea is to take axioms and theories originally designed for the comparison function, and to apply them to some other domain, which contains the image of the remoteness map. This permits us to reuse existing region definitions, and to introduce the choice of remoteness map as an additional parameter, greatly increasing the flexibility of our regions: Rather than restricting ourselves to the formal language of the original domain, we broaden our horizon to include the meta-language of structure-preserving functions.

Linear remoteness in particular is examined in some detail, including conditions for overlap (Sect. 3.1), ways of emulating the regions of existing methods (Sect. 3.2), optimizing a region's shape (Sect. 3.3) and the choice of its foci (Sect. 3.4). I also sketch out ways to work with non-linear remoteness (Sect. 3.5) as well as highly general families of comparisons and their properties, along with possible remoteness maps (Sect. 3.6).

1.2 Basic Definitions

During the exploration of an index structure, we incrementally accumulate information of some sort. Specifically, in a comparison-based index, this comes in the form of comparisons between objects. The following definitions clarify what this means.

* I include here also the less common *quasi-metric* indexing [see, e.g., 54].

1.2.1 Definition. Given a *universe* U , a *workload* in U is a family $\langle Q_i \rangle_i$ of sets $Q \subseteq U$ known as *queries*. For a given *ground set* $V \subseteq U$, the workload is *atomistic* if, for every query Q , the elements $v \in Q \cap V$ form valid queries $\{v\}$.

This definition of a workload similar to that of Pestov and Stojmirović [54], who define it as consisting of the universe (the *domain*), the ground set (*dataset* or *instance*) and the queries.

1.2.2 Definition. Given a *universe* U and a set K of *comparison values*, a *comparison function* on U is any binary function of the form $\delta : U \times U \rightarrow K$.

1.2.3 Examples. (a) Partial orders may be represented by binary Boolean functions, but we might also have a more informative codomain $K := \{0, 1, 2, 3\}$, with the values signifying, in order, that u is equal to, less than, greater than or incomparable to v , yielding a form of *asymmetric distance* [47].

(b) More generally, distances and similarity functions correspond to real-valued comparisons, usually non-negative, i.e., $\delta : U \times U \rightarrow [0, \infty]$. Distances ordinarily reserve zero for identical objects. If they also satisfy the triangle inequality, for example, they are called *quasimetrics* (see Sect. 3.1).

(c) Generalizing further, we may have an *L-fuzzy relation* $\delta : U \times U \rightarrow L$, for some poset L , usually a complete lattice [33]. If, in addition, L admits a binary operation, δ may be one of several forms of *generalized metrics* [17, 21, 28, 59].

1.2.4 On symmetry. In metric indexing, symmetry is assumed, and this means that one comparison suffices between any two objects. For quasimetrics and more general comparisons, we do not necessarily have symmetry, but we may have a kind of *generalized skew symmetry*, where for any distinct objects u and v , there exists a function $\delta(u, v) \mapsto \delta(v, u)$. This is true of linear and partial orders, for example. If are able to determine object equality by some separate mechanism, this again means that we need only compare in one direction.

1.2.5 On totality. The comparison function need not be total; an undefined comparison may simply be treated as one that has not been performed during a given search, thereby blocking any decisions depending on it.

Resolving a query against an index structure involves incrementally exploring some of its objects, or nodes, with the goal being to examine all relevant ones and avoiding most of those that are irrelevant.⁴ The behavior of such a search procedure could be characterized by listing the explored objects. The index structure itself might permit several such behaviors, with any non-determinism being resolved by some heuristic. This repertoire of behaviors could then be described by a set of sequences, or *language*.

1.2.6 Definition. For a finite, non-empty *ground set* V , let V^* be the set of finite sequences $\langle x_1, \dots, x_k \rangle$ of elements $x_i \in V$, including the empty sequence ε . A *language* is a pair $\langle V, \mathcal{L} \rangle$ where $\mathcal{L} \subseteq V^*$. For any $\alpha := \langle x_1, \dots, x_k \rangle$, let $\alpha x = \langle x_1, \dots, x_k, x \rangle$ and $\tilde{\alpha} = \{x_1, \dots, x_k\}$. If $\alpha x \in \mathcal{L}$ then x is a *feasible continuation* of α in $\langle V, \mathcal{L} \rangle$. Sequences without feasible continuations are *maximal*.

Regardless of whether we are performing a comparison-based search or some

other, more general exploration, there are certain properties common to any kind of such traversal—properties I intend to capture in the axioms of Def. 1.2.7. Most fundamentally, nodes are visited one by one, and no node is explored more than once, as captured by axioms T₁ to T₃. Axiom T₄ states that nodes are discovered and eliminated at most once, and that current availability depends on which nodes have been traversed so far, regardless of order.

1.2.7 Definition. A *traversal repertoire* is a language $\langle V, \mathcal{L} \rangle$ satisfying the following *traversal axioms* for all $\alpha, \tau, \omega \in V^*$ and $x \in V$, where $\tilde{\alpha} \subseteq \tilde{\tau} \subseteq \tilde{\omega}$:

[T₁] $\varepsilon \in \mathcal{L}$; (*non-emptiness*)

[T₂] If $\tau x \in \mathcal{L}$ then $x \notin \tilde{\tau}$; (*simplicity*)

[T₃] If $\tau x \in \mathcal{L}$ then $\tau \in \mathcal{L}$; (*heredity*)

[T₄] If $\tau \in \mathcal{L}$ and $\alpha x, \omega x \in \mathcal{L}$ then $\tau x \in \mathcal{L}$. (*interval property*)

The elements of V are called *nodes* and the sequences in \mathcal{L} are called *traversals*.

1.2.8 Remark. See Appendix B for notes on kinship to *greedoids*.

1.2.9 Example. The possible sequences of nodes visited when traversing a graph $\langle V, E \rangle$ from a given start node $s \in V$ form a traversal repertoire $\langle V, \mathcal{L} \rangle$. The contents of the traversal queue, or *fringe*, after traversing nodes $\langle x_1, \dots, x_k \rangle =: \alpha$ are exactly the feasible continuations of α . These are the nodes that have been discovered but not yet traversed, and that therefore are *open* or *available*. Any choice of priority, such as *depth-first* or *breadth-first*, yields one specific traversal.

A traversal repertoire describes possible traversals of the index *for one given query*. A more complete description of the index structure requires a mapping from queries to traversal repertoires, as described in the following definition. An important class of such behaviors is characterized by Axiom T₅, which says that narrowing the query should not lead to additional nodes becoming available.

1.2.10 Definition. Given a workload $\langle Q_i \rangle_{i \in I}$ in universe U , a *traversal scheme* with ground set $V \subseteq U$ is a family $\langle \langle V, \mathcal{L}_i \rangle \rangle_{i \in I}$ of traversal repertoires. It is *monotonic* if it satisfies the following axiom for all $i, j \in I$:

[T₅] If $Q_i \subseteq Q_j$ then $\mathcal{L}_i \subseteq \mathcal{L}_j$. (*monotonicity*)

A scheme is *correct* if $Q_i \cap V \subseteq \tilde{\tau}$ for all $i \in I$ and each maximal traversal $\tau \in \mathcal{L}_i$.

1.2.11 Example. A procedure that traverses a graph $\langle V, E \rangle$ from a fixed starting node, searching for any nodes in Q , yields a traversal scheme. This includes some *single-pair shortest path* algorithms and querying any kind of search tree.

1.2.12 Definition. Given a comparison function $\delta : U \times U \rightarrow K$ and a tuple $p = p_1, \dots, p_m$ of *sources* in U , the comparisons between u and p are the *comparison-based features* of u . That is, p defines a *feature map*

$$\phi : u \rightarrow K^m \times K^m : u \mapsto \langle x, y \rangle,$$

where $x_i = \delta(p_i, u)$ and $y_i = \delta(u, p_i)$. We call x and y the *forward* and *backward feature vectors* of u , respectively. If δ is symmetric, we omit the redundant comparisons, and get $\phi : U \rightarrow K^m : u \mapsto x$, with feature space K^m .

1.2.13 Example. If $\langle U, \delta \rangle$ is a metric space, then x and y are both equal to $\Psi(u)$, where $\Psi : U \rightarrow [0, \infty]^m$ is the pivot mapping of metric indexing, which produces a vector of the distances from u to each of the pivots p_1, \dots, p_m [69]. In this case, we let $\phi = \Psi$.

1.2.14 Definition. Given a universe U and comparison function $\delta : U \times U \rightarrow K$, a *comparison-based region* $C[p, S]$ is the preimage of S along the comparison-based feature map $\phi : U \rightarrow K^m \times K^m$ with sources $p := \langle p_1, \dots, p_m \rangle$, i.e.,

$$C[p, S] := \phi^{-1}[S] = \{u \in U : \phi(u) \in S\},$$

for some region S in the feature space $K^m \times K^m$ or (if δ is symmetric) K^m .

1.2.15 Examples. (a) For an ordering relation, intervals like (p_1, p_2) and $[p_1, p_2]$ may be specified using $S := \{1001\}, \{1001, 1101\}$. Intervals of partial orders work similarly. For example, axis-orthogonal hyperrectangles in \mathbb{R}^k are intervals between two opposing corners.

(b) If $\langle U, \delta \rangle$ is a metric space, $m = 1$, and we specify the S by an upper endpoint or *radius*, we get a metric ball $B[p, r] := C[p, [0, r]]$. If we provide $S := [\ell, r]$ with a positive lower endpoint (i.e., an *inner radius*) ℓ , we get a shell region, and with multiple sources, an intersection of several such shells, corresponding to axis-orthogonal hyperrectangles in feature space.

(c) If $\langle U, \delta \rangle$ is an asymmetric distance space, there is both a *forward* ball $B^+[p, r]$ and a *backward* ball $B^-[p, r]$ for every center p and radius r , where $\delta(p, u)$ and $\delta(u, p)$, respectively, falls below r for any member u [47]. These correspond to S having upper limits $\langle r, \infty \rangle$ and $\langle \infty, r \rangle$, respectively.

(d) For an L-fuzzy relation, the comparison-based regions are crisp level sets containing objects that are related to the sources to certain degrees.

1.2.16 Remark. In an actual data structure, we would not store the full extension of any region, of course, but rather the parameters of some intensional definition—a *formal* region. A formal closed ball, for example, is simply a pair $\langle p, r \rangle$ of a center and a radius, corresponding to the actual closed ball $B[p, r]$, while a formal closed interval consists of two endpoints p_1 and p_2 . In fact, as long as we have the information needed to detect overlap with any valid query, we might not even need to be able to reconstruct the region (or the query) at all.

2 The Sprawl Data Structure

Conceptually, a *sprawl* is a network of regions and points. The regions tell us where we might find points of interest: If we determine that a region might contain something interesting, it indicates which points to examine next. Conversely, the points help us stake out the regions: In order to determine whether a region contains something of interest, we must first examine its source points, or *foci*.

The traversal of a sprawl has an *and-or* nature. We may traverse a region once *all* its sources are traversed, or we wouldn't have the necessary information. This is not true of points, however; we may traverse them as soon as any regions have pointed us in their direction. This is exactly how directed hypergraphs are traversed, and so it makes sense to base the definition of sprawls on them:*

2.0.1 Definition. A *sprawl* $\langle V, E, P, N \rangle$ in a universe U consists of:

- (i) A directed hypergraph $\langle V, E \rangle$, with ground set $V \subseteq U$; and
- (ii) Two edge labelings $P, N : E \rightarrow 2^{2^U}$.

Each label $P(e)$ or $N(e)$ is a family of sets $R \subseteq U$ called the *positive* or *negative regions of e* , respectively. A sprawl is *finite* if each label is finite. If a sprawl has explicitly specified root nodes (as in Def. C.1.2), any implicit root edge e is assumed to have $P(e), N(e) = \emptyset$.

Note that the nodes of the sprawl are points from the same universe as where the regions are located.

Sprawl traversal is discussed in more detail in sects. 2.1 and 2.2, and is defined by Alg. 2.2.2. That definition, however, is spread over several constructions and subroutines, so for reader convenience, the steps of the algorithm have been collected here, in Alg. 2.0.2.⁵ (For some pointers on implementation, see Appendix C.1.) Recall that each edge $e \in E$ has a *target* $\text{tgt}(e) \in V$ and a set of *sources* $\text{src}(e) \subseteq V$ (cf. Def. C.1.1).

2.0.2 Algorithm. For a query Q , the sprawl $\langle V, E, P, N \rangle$ is *traversed* as follows:

- 1 initially, no nodes are *available*, *traversed* or *eliminated*
- 2 initially, no edges are *active* or have been *used*
- 3 **repeat**
- 4 *unused* edges whose sources have all been *traversed* become *active*
- 5 **for** each *active* edge e
- 6 **if** the target of e is neither *traversed* nor *eliminated*
- 7 **if** Q is disjoint from some region in $N(e)$
- 8 the target of e is *eliminated* and no longer *available*
- 9 **else if** Q intersects all regions in $P(e)$
- 10 the target of e is *discovered* and is now *available*
- 11 e has now been *used* and is no longer *active*
- 12 **if** there are nodes *available*
- 13 heuristically select and examine an *available* node v
- 14 v has now been *traversed* and is no longer *available*
- 15 **until** no nodes are *available*

Every node that is examined and found to belong to Q is included in the search result. The only way for an edge e to be activated in line 2.0.2 during the first iteration is for $\text{src}(e)$ to be empty; its target $\text{tgt}(e)$ then becomes a *starting node* or *root*. As a shorthand, we may simply declare such roots, in which case we

* For more on hypergraphs, see Appendix C.1.

assume an incoming sourceless, regionless edge for each. That is, for each root v , we assume an edge e with $\text{tgt}(e) = v$ and $\text{src}(e), P(e), N(e) = \emptyset$, so that when we get to line 2.0.2 in the first iteration, v is guaranteed to have been discovered (though not necessarily available, as it may have been eliminated by some other sourceless edge).

The heuristic choice in line 2.0.2 may be managed by some form of priority queue. The priority of a node v may be modified whenever we examine an edge e with $\text{tgt}(e) = v$, i.e., whenever v is discovered or fails to be eliminated (i.e., whenever line 2.0.2 is executed).

2.0.3 Remark. An edge without regions leads to unconditional discovery. To have an edge lead to unconditional *elimination* once its sources have been traversed, we can let $N(e) = \{\emptyset\}$, which will necessarily satisfy the condition in line 2.0.2. If you would like to have exactly one region for each edge (cf. Rem. 2.3.12), you could use $P(e) = \{U\}$ for the positive case. Although this would *not* lead to discovery if $Q = \emptyset$, the correct (empty) search result would still be guaranteed.

2.0.4 On k NN. I'm assuming that we have a fixed, formal description of the set Q , which we use to determine intersection with the various regions. For *relative* kinds of queries, however, such as finding the k nearest neighbors to some query point, our description of Q might get more precise as the search progresses. For example, we may maintain the k nearest points found *so far*, as well as a bounding radius for them, giving us a ball that is certain to *contain* Q , but that isn't a precise description of Q itself [see, e.g., 35]. While I don't explore such updates further, they could be accommodated simply by modifying the description of Q along with the priorities used in the heuristic, as discussed in the main text, above.

2.0.5 Examples. Three examples are given in Fig. 2. We say that a sprawl edge e is *positive* if $N(e)$ is empty (it can only lead to discovery) and *negative* if $P(e)$ contains the empty set (it can only lead to elimination). The black and red edges in the diagrams are positive and negative, respectively. Also, each edge has exactly one (nonempty) region.⁶ As alluded to in the figure, hyperdigraphs may be implemented using bipartite digraphs, and a natural optimization is then to permit each hyperedge to have multiple targets, as in Fig. 2a, and to combine edges with identical sources and regions, as has been done in Fig. 2c.⁷

2.0.6 Remark. The *laziness* in Fig. 2 is not strictly necessary; it is primarily an optimization intended to prevent premature work in eliminating points that are never discovered to begin with (cf. 2.4.2).

In order to emulate all traversal behaviors (cf. Theorem 2.2.4), simple hyperdigraph traversal is not sufficient; we also need to be able to *eliminate* points that are found to be irrelevant, as indicated in Alg. 2.0.2. So, before we take a more in-depth look at sprawls proper, I'll make a slight detour and introduce a new form of traversal that extends to *signed* hyperdigraphs.

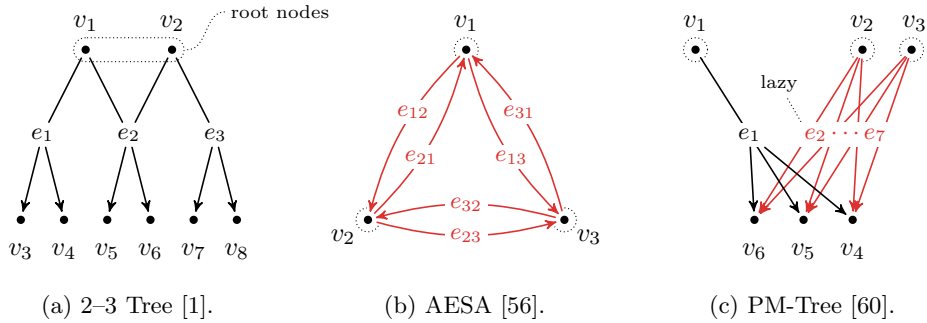


Figure 2: In a sorted search tree (a), the nodes are linearly ordered, with interval regions between them, and the topmost nodes available at the outset. For metric pivot filtering (b), all points are known initially, and they use negative regions to eliminate each other. Some structures, such as the PM-Tree (c), use both kinds of regions, with the negative regions implemented *lazily*, used only if we discover their children.

2.1 Signed Directed Hypergraph Traversal

The established traversal algorithm for directed hypergraphs (Alg. C.1.5) may be augmented with the idea that *negative edges inhibit traversal*. That is, while positive edges lead to discovery, negative edges lead to the *elimination* of their targets, as in the added third step of the following algorithm.

2.1.1 Algorithm. A signed hyperdigraph $\langle V, E, \sigma \rangle$ is *traversed* by *discovering*, *traversing* and *eliminating* nodes, as described in the following. Nodes are *available* if they have been discovered but not traversed or eliminated. Edges are *active* once their sources have been traversed. The following steps are repeated, starting with the second step in the first iteration:

Step 1. One of the available nodes is selected and traversed.

Step 2. The targets of active positive edges are discovered.

Step 3. The targets of active negative edges are eliminated.

The steps are repeated as long as there are nodes available. When there are several nodes available, the choice is made using a *traversal heuristic*.

2.1.2 Definition. Any given traversal heuristic will make Alg. 2.1.1 traverse one specific sequence of nodes, for any given signed hyperdigraph G . The *traversal repertoire* of G is the set of traversals attainable by varying the heuristic.

Note that for the traversal of an unsigned hyperdigraph, any traversal order will end up traversing the same set of nodes, i.e., all those that are reachable. With elimination, however, this is no longer true—different traversal heuristics may lead to completely different results.

2.1.3 Remark. See Appendix B for notes on *forward chaining*.

Algorithm 2.1.1 is a straightforward generalization of directed graph traversal, where (i) edges may have multiple sources that must be traversed, and (ii) negative edges trigger the elimination, rather than discovery, of their targets. As it turns out, this generalization is all that is needed to exactly capture the concept of a traversal repertoire, as shown in the following.

2.1.4 Construction. Given a traversal repertoire $\langle V, \mathcal{L}_1 \rangle$, let $\langle V, E, \sigma \rangle$ be a signed hyperdigraph where the set E of edges is the smallest set satisfying the following axioms, for all $x \in V, \alpha, \omega \in \mathcal{L}$, where $\tilde{\alpha} \subsetneq \tilde{\omega}$, and $x \notin \tilde{\omega}$.

[E₁] If $\alpha x \in \mathcal{L}$ then there is a positive edge $\tilde{\alpha} \rightarrow x$ in E .

[E₂] If $\alpha x \in \mathcal{L}, \omega x \notin \mathcal{L}$ then there is a negative edge $\tilde{\omega} \rightarrow x$ in E .

Let $\langle V, \mathcal{L}_2 \rangle$ be the traversal repertoire of $\langle V, E, \sigma \rangle$.

2.1.5 Theorem. The following statements are equivalent:

(i) $\langle V, \mathcal{L} \rangle$ is a traversal repertoire.

(ii) $\langle V, \mathcal{L} \rangle$ is the traversal repertoire of some signed hyperdigraph $\langle V, E, \sigma \rangle$.

In particular, any traversal repertoire is the traversal repertoire of the corresponding signed hyperdigraph produced by Con. 2.1.4.

Proof. See Appendix A. □

2.1.6 Remark. See Appendix B for notes on kinship to *antimatroids*.

Traversal repertoires are only the first step, however; to capture index structure behavior in general, we need to implement traversal *schemes*, where each query yields its own traversal repertoire. That is where the *sprawl* comes in.

2.2 Sprawl Traversal

Let's say we have an index structure whose behavior corresponds to a traversal scheme $\langle V, \mathcal{L}_i \rangle_{i \in I}$, with workload $\langle Q_i \rangle_{i \in I}$. For any query Q_i , then, we have a repertoire $\langle V, \mathcal{L}_i \rangle$, which we know we can implement with a signed dihypergraph. In order to implement the entire scheme, we would need to map each query to one of several signed dihypergraphs, all of which have the same ground set V . We can consolidate all these into a single hypergraph, and simply add predicates to the edges indicating their presence and sign.⁸

At this point we have what we could call a *generalized sprawl*. Similarly to the generalized search trees of Hellerstein, Naughton, and Pfeffer [34], such a generalized sprawl could have arbitrary predicates attached to its edges. However, as we shall see (cf. Theorem 2.1.5), the assumption of monotonicity [T₅] lets us restrict our attention to *regions* and *region intersection*, yielding Def. 2.0.1. As alluded to initially, the regions are used to determine the presence and sign of each edge in the presence of a query, reducing the search to a signed dihypergraph traversal. In the following, I describe this reduction in more detail, and show that it is indeed sufficient for implementing any monotone traversal scheme.

2.2.1 Construction. Given a sprawl $\langle V, E, P, N \rangle$ in U and a *query* $Q \subseteq U$, we produce a signed hyperdigraph $\langle V, E', \sigma \rangle$ as follows. Let E' be the set of edges $e \in E$ for which either

- (i) Q intersects every region in $P(e)$ and $N(e)$, in which case $\sigma(e) = +1$; or
- (ii) Q does not intersect every region in $N(e)$, in which case $\sigma(e) = -1$.

2.2.2 Algorithm. For a given query $Q \subseteq U$, a sprawl $\langle V, E, P, N \rangle$ in U is traversed by traversing the corresponding signed hyperdigraph $\langle V, E', \sigma \rangle$ of Con. 2.2.1.

For a more explicit listing of the steps involved, see Alg. 2.0.2, which describes the same algorithm.

2.2.3 Definition. Let $\langle V, E, P, N \rangle$ be a sprawl and $\langle Q_i \rangle_{i \in I}$ a workload, both in universe U . The corresponding *traversal scheme of the sprawl* is the collection $\langle \langle V, \mathcal{L}_i \rangle \rangle_{i \in I}$, where each language $\langle V, \mathcal{L}_i \rangle$ is the repertoire of traversals attainable by Alg. 2.2.2 for the query Q_i , i.e., the repertoire of the signed hyperdigraph of Con. 2.2.1. The sprawl is *correct* for this workload if its scheme is correct.

2.2.4 Theorem. For a workload $\langle Q_i \rangle_{i \in I}$ in U , these statements are equivalent:

- (i) $\langle \langle V, \mathcal{L}_i \rangle \rangle_{i \in I}$ is a monotone traversal scheme with ground set $V \subseteq U$.
- (ii) $\langle \langle V, \mathcal{L}_i \rangle \rangle_{i \in I}$ is the traversal scheme of some sprawl $\langle V, E, P, N \rangle$ in U .

In particular, any monotone traversal scheme is the traversal scheme of the corresponding sprawl produced by Con. A.1, for any appropriate universe.

Proof. See Appendix A. □

In other words, *the sprawl exactly maps out the design space of monotone traversal schemes*. This, however, also includes *incorrect* traversal schemes; to be of any use, we need to ensure that our sprawl is *correct*.

2.3 Ensuring Correctness

Correctness is defined in Defs. 1.2.10 and 2.2.3. Intuitively, we seek to determine whether we, for any query Q_i , are *guaranteed* to traverse any nodes in V that are specified by Q_i , regardless of our choice of priority heuristic. As it turns out, making this determination is quite hard in the general case.

2.3.1 Problem. The SPRAWL CORRECTNESS problem is defined as follows.

Instance: A sprawl $\langle V, E, P, N \rangle$ and a workload $\langle Q_i \rangle_i$, both in universe U .

Question: Is the sprawl correct for this workload?

2.3.2 Theorem. SPRAWL CORRECTNESS is strongly coNP-complete.

Proof. Sprawl *incorrectness* is polytime-verifiable with an incorrect maximal traversal as certificate, so the problem is in coNP. Given that it is not a number problem [32], we can show strong coNP-hardness by polytime reduction from

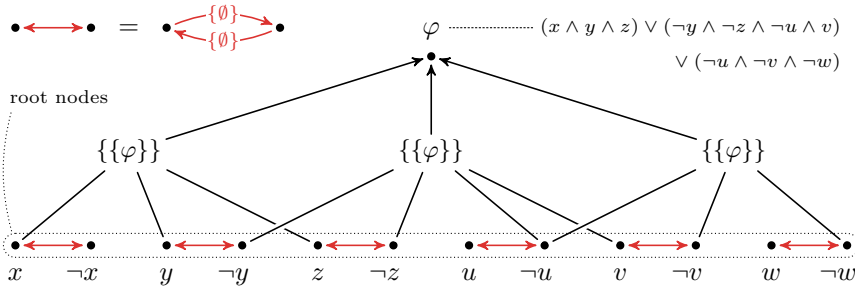


Figure 3: A DNF formula represented by a sprawl, with $\{\varphi\}$ as the only possible query. The traversed bottom-row nodes form an arbitrary truth assignment, and we are guaranteed to traverse the node representing φ iff the formula is a tautology.

DNF TAUTOLOGY. Given a DNF formula φ , we first construct a root node representing a positive and negative literal for each variable in φ , and add unconditionally negative edges (i.e., with $N(e) = \{\emptyset\}$; cf. Rem. 2.0.3) between them. These nodes are available at the outset, and as long as any additional edges in the sprawl are positive (i.e., with $N(e) = \emptyset$), the subset of these nodes traversed corresponds to a valid truth assignment for the variables; that is, for each variable x , we traverse exactly one of the nodes representing x and $\neg x$.⁹

For each clause $x \wedge y \wedge \dots \wedge z$ in φ , we add an edge $\{x, y, \dots, z\} \rightarrow \varphi$ with no negative regions and a single positive region $\{\varphi\}$, as shown in Fig. 3. Each of these edges will trigger the discovery of φ just in case its sources are traversed and φ is relevant, and thus φ will be traversed exactly when at least one of the clauses of φ is true for the given truth assignment given by the roots.¹⁰ Finally, we let the only query be $\{\varphi\}$, so that we are not required to traverse any specific roots. The sprawl will be correct for this query if and only if for every possible subset of literal nodes (i.e., without contradictory literals) that is traversed, we also traverse φ . This holds exactly when φ is true for every possible truth assignment, i.e., when it is a tautology. \square

2.3.3 Remark. Note that the hardness proof requires only purely positive and negative edges, and uses at most a single (nonempty) region per edge. The result also holds if, say, we must permit queries containing arbitrary subsets of V , because we may use negative regions containing the targets (rather than empty ones) to protect relevant roots from elimination. (Otherwise, incorrectness would be trivial to detect.) In this case, the original proof still holds for the query where φ is the only relevant node, and for any other queries, we only risk *additional* roots being traversed, and so φ is still safe. Thus the sprawl is still correct just in case the formula is a tautology.

Despite the previous hardness result, we are, of course, able to determine the correctness of existing index structures with ease. This is in part because of their limited structure (many have only positive regions, and are simply trees, for example), but perhaps even more importantly, they are restricted by a natural rule: *The regions map out parts of the index structure itself.* For example, a region associated with a subtree contains all points in that subtree.

This simple interpretation of what a region should be can be generalized

to what I call *responsibility*, where each edge e is *responsible* for a set $\text{res}(e)$ of nodes, and it is up to the regions of e to fulfill that responsibility. In the simplest cases, this might merely mean that the regions must contain the nodes, as for search trees. More generally, however, we only require that some hyperpath Π_v is necessarily traversed for a query Q whenever $v \in Q$. More precisely (though perhaps a bit opaquely—see also Obs. 2.3.10):

2.3.4 Definition. For a given workload, a sprawl $\langle V, E, P, N \rangle$ is *responsible* if, for every node $v \in V$ and every query Q with $v \in Q$, there is a hyperpath Π_v in $\langle V, E \rangle$ from \emptyset to v , with node set $V' \subseteq V$, such that for all edges $e, e' \in E$ and all regions $R \in P(e), R' \in N(e')$, the following axioms hold.

[R₁] If $e \in \tilde{\Pi}_v$ then Q and R intersect; (*discovery*)

[R₂] If $\text{tgt}(e') \in V'$ then Q and R' intersect. (*non-elimination*)

The smallest binary relation $\text{res} \subseteq E \times V$ where $\tilde{\Pi}_v \subseteq \text{res}^{-1}(v)$ for every path Π_v as described above, is called a *responsibility assignment*, under which any edge $e \in E$ is *responsible* for each node $v \in \text{res}(e)$. As a shorthand, we also assign responsibilities to any *node* v , as follows:

$$\text{res}(v) = \{v\} \cup \bigcup_{e: v \in \text{src}(e)} \text{res}(e) \quad (2.1)$$

That is, nodes are responsible for themselves, and share the responsibilities of outgoing edges. Thus the nodes responsible for v are exactly those in some Π_v .

2.3.5 Remark. An irresponsible sprawl has no responsibility assignments.

2.3.6 Remark. Replacing a region with a superset preserves responsibility.

Informally, existing index structures are easily verified to be responsible. This follows naturally from the interpretation of regions as a partitioning or coarsening of the data set [cf. 14, 34], and thus containing the points for which they are responsible. This might not be the only reason, however: Most current index structures are based purely on discovery, and for *irresponsible* sprawls, correctness relies crucially on *elimination*:

2.3.7 Observation. For any given sprawl and workload, the following holds:

- (i) If the sprawl is responsible, then it is correct;
- (ii) If the sprawl is correct, then Axiom R₁ holds.

Thus, a correct sprawl with no negative regions is responsible.

Proof. If the sprawl is responsible, then for every $v \in Q$, it is easily shown by induction over Π_v that the targets of every edge $e \in \tilde{\Pi}_v$, including v itself, are discovered but not eliminated, and so the sprawl is correct. Conversely, in a correct sprawl, any node $v \in Q$ is reachable via positive edges in the hypergraph from Con. 2.2.1, and so there must be a path Π_v satisfying Axiom R₁. \square

Intuitively, the reason Axiom R_2 does not follow directly from correctness is that incorrect elimination may be prevented even when R_2 does *not* hold, by blocking the traversal of one of the sources of an edge with a negative region. This must be achieved either by eliminating the source or by not discovering it in the first place, resulting in such Goldbergian contraptions as those underlying Theorem 2.3.2. If there is no way to make such a guarantee (as is the case in, e.g., Fig. 2), the sprawl must necessarily be responsible in order to be correct.

Beyond being responsible, all existing index structures are, to my knowledge, *acyclic* in the following sense.

2.3.8 Definition. A hyperdigraph is *acyclic* if its nodes may be strictly ordered so that $u < v$ whenever $u \in S$ for some edge $S \rightarrow v$ [31, p. 195]. A sprawl is acyclic if its edges with positive regions form an acyclic hyperdigraph.

This definition is motivated by the fact that *discovering* a node depends on having traversed certain nodes, while in a responsible sprawl, *not eliminating* a node does not, so purely negative edges cannot introduce cyclic dependencies.¹¹

2.3.9 Remark. Not only do existing index structures seem to all be acyclic; the vast majority are, in fact, tree-structured, disregarding negative edges. The em-VP-forest and the D-Index [24, 67] are two exceptions, both structured as *forests*, the nodes of one tree having an extra edge to the root of the next.

We are now poised to set up a simplified, *local* characterization of responsibility.

2.3.10 Observation. Given a sprawl $\langle V, E, P, N \rangle$ and an atomistic workload, let v be any node and let $\{e_1, \dots, e_k\}$ be the edges with $\text{tgt}(e_i) = v$. If res is a responsibility assignment, then for any $e := e_i$ and $R \in P(e), R' \in N(e)$:

- [L₁] $\text{res}(e) \subseteq R$;
- [L₂] $\text{res}(v) \subseteq R'$;
- [L₃] $\text{res}(v) \subseteq \text{res}(e_1) \cup \dots \cup \text{res}(e_k)$.

If the sprawl is *acyclic* and every node is the target of *at least one edge*, then axioms L₁ to L₃, using the shorthand (2.1), are necessary *and sufficient* conditions for any relation $\text{res} \subseteq E \times V$ to be a responsibility assignment.

Proof. See Appendix A. □

In other words, positive and negative regions contain edge and target responsibilities, respectively, and edges with a common target jointly share its responsibilities.

2.3.11 On false positives. Intuitively, $R \setminus \text{res}(e)$ is a waste of space: A query Q intersecting R without intersecting $\text{res}(e)$ leads to the superfluous discovery of $v := \text{tgt}(e)$, even though the traversal would be correct without it. We would expect that shrinking R or Q to avoid such a false positive would lead to improved performance, in general, but this might not be the case! Although discovering v is not necessary for correctness, it could lead us to negative regions that eliminate much of the data set. Such behavior is akin to that of correct, irresponsible

sprawls, and although I do not deal with the issue formally, I shall generally assume that *reducing the number of false positives is desirable*. That is, the reason to discover and not eliminate a node v is that we are looking for some of the nodes in $\text{res}(v)$. If there are no negative regions, this will always be the case. Otherwise, the implication is, informally, that the sources of negative regions are readily available when needed (and not contingent on some false positive).

2.3.12 Remark. Assuming we are trying to limit false positives (cf. 2.3.11), for responsible sprawls with atomistic workloads, edge labels might as well be single regions. From Obs. 2.3.10, we know that $\text{res}(e) \subseteq \cap P(e)$, so any query intersecting each $R \in P(e)$ but not $\cap P(e)$ will be disjoint from $\text{res}(e)$, leading only to superfluous traversal. Similarly, intersecting every $R' \in N(e)$ but not $\cap N(e)$ will needlessly protect $\text{tgt}(e)$ from elimination.

2.4 Emulating Existing Indexes

In many cases, the correspondence between an index structure and a sprawl may be obvious; otherwise, one can start out by describing the index behavior as a traversal scheme, and then construct a sprawl from that. A formal construction is given in Con. A.1; what follows is a less formal (and less redundant) version.

Step 1. For every $t \in V$ and any minimal $S \subseteq V$ whose traversal leads to the discovery or elimination of t for some query, add an edge $e : S \rightarrow t$.

Step 2. For every edge $e : S \rightarrow t$ and any maximal query Q for which traversing S does *not* lead to the discovery of t , add $U \setminus Q$ to $P(e)$.

Step 3. For every edge $e : S \rightarrow t$ and any maximal query Q for which traversing S leads to the elimination of t , add $U \setminus Q$ to $N(e)$.

In the first step, S need not be minimal—the formal construction has no such requirement. However, any non-minimal sets are entirely redundant.*

Following these steps will generally produce an infinite number of regions. For the ubiquitous case where the index corresponds to a responsible sprawl and the workload is atomistic, one might instead maintain their intersection (cf. Rem. 2.3.12). A more practical approach would be to simplify the last two steps, as follows, considering only individual nodes as queries, and using a single region per label:

Step 2'. For every edge $e : S \rightarrow t$ and any query $\{v\} \subseteq V$ for which traversing S leads to the discovery of t , add v to the single region in $P(e)$.

Step 3'. For every edge $e : S \rightarrow t$ and any query $\{v\} \subseteq V$ for which traversing S does *not* lead to the elimination of t , add v to the single region in $N(e)$.

Here, the single regions are, most likely, members of some parameterized family of regions (as discussed in Sect. 3), and adding a point v means adjusting the region to accommodate v (e.g., increasing a radius). While this modified procedure *will* preserve correctness, it is not guaranteed to emulate the original behavior perfectly. It may, however, be a useful approach in practice, subject to subsequent verification.

* For an explanation of why the steps work, see the proof of Theorem 2.2.4 in Appendix A.

2.4.1 Examples. Consider how one might arrive at the first two sprawls of Ex. 2.0.5, starting with the behaviors of the emulated index structures. (a) In the 2–3 Tree [1], there is no elimination in step 1, and the minimal sets that would lead to the discovery of a node (step 1) consist of the the two endpoints of the interval containing a subtree. This interval becomes the sole (positive) region of the edge (step 2). Step 3 becomes irrelevant.

(b) In AESA [56], there is no discovery in step 1 (also making step 2 irrelevant)—all nodes are roots. Each node may be eliminated by any other (alone), leading to a complete, directed graph. The regions become metric shells (cf. Sect. 3.2) around the source, containing the target. In both cases, we will also have a root edge e targeting each root, with no sources or regions. These root edges fall out of the procedure, as the minimal set S whose traversal would lead to the discovery of a root is empty (step 1), and there are no maximal queries Q that prevent discovery or cause elimination initially, so steps 2 and 3 will not add any regions to these root edges.

2.4.2 On laziness. Some structures, such as the PM-Tree [60], have points that are the sources of a large number of negative edges, whose targets *may never be discovered*. In such cases, one may wish to perform elimination *lazily*, i.e., at some point *after* the point has been discovered. The traversal scheme does not differentiate between these approaches, so to emulate such behavior, one would have to introduce extra points. However, this would not be true laziness, as we would still have to maintain the state of every out-edge when examining a point (see p. 39). In an implementation, we would probably wish to have a separate kind of lazy or *inverted* edge, which is referenced by its target and references its sources, rather than in the other direction. Then at the very last moment before traversing the target, we can follow the lazy edge in reverse to determine if its sources have been traversed, and if its negative regions intersect the query.

2.4.3 On sublinear discovery. Another optimization is to process multiple positive edges as at the same time, determining which of them to activate in sub-linear time. For example, in B-Trees [4], children are generally ordered, so one may use bisection to determine which of them are discovered. In theory, this bisection may itself be instantiated as further edges, in the form of a binary search tree, but in practice simply using binary search on an array of edges is much more efficient. Spaghettis [13] use this idea on the comparison values (i.e., distances) themselves. Going further, the D-Index [24] selects among an *exponential* number of children using what amounts to a simple hashing scheme, where the edges are looked up directly by patterns of overlap. Such optimizations are not directly present in the sprawl, of course, and they do not affect the traversal behavior, only the efficiency of its implementation.

3 The Ambit Region Type

Until now, we have assumed very little about the queries Q and regions R , at least explicitly. Implicitly, however, it has been clear all along that these sets are comparison-based, in the sense of Def. 1.2.14, and that we must have some descriptions that let us reason about them. The assumption underlying the ambit construction is that *such descriptions are scarce*, so we wish to leverage

each description to define *multiple regions*.

Having a single description ψ refer to more than one region is a matter of *reinterpretation*, i.e., interpreting ψ in a different mathematical structure \mathfrak{B} . In isolation, this tactic gives us unlimited variability, but we cannot simply create regions that are completely detached from our initial domain of discourse \mathfrak{A} , as they could then no longer be used as part of our search procedure. The solution is to employ some *structure-preserving map* taking any given objects or parameters from \mathfrak{A} to \mathfrak{B} . In general, the only way to ensure that we preserve correctness is to use an *isomorphism*, but this would buy us nothing, as we would end up with the exact same range of regions. Instead, we must preserve *some* properties, while forsaking others. For arbitrary sprawls, this is not really feasible; however, if we assume our sprawls are *responsible* (Def. 2.3.4), we can ensure that *overlap* is preserved, while *non-overlap* may not be, and search would still be correct (cf. Rem. 2.3.6).

This strategy is discussed in broader terms in Sect. 3.6. For now, we can make three simplifying assumptions. The first is that our map takes the form

$$[\text{id}, f] \circ \Delta_m : \mathfrak{A} \rightarrow \mathfrak{B} \quad (3.1)$$

for some function $f : K^m \rightarrow L$, where id is the identity function $x \mapsto x$ and Δ_m is the diagonal embedding $x \mapsto \langle x, \dots, x \rangle$. The notation $[\text{id}, f]$ indicates a coproduct, where id is applied to object tuples and f is applied to tuples of comparison values, i.e., feature vectors. This kind of mapping lets us multiply the number of foci our description can accommodate. For example, if ψ is a unifocal description, this construction gives us an m -focal one.

Though any number of descriptions could be pursued, the second simplifying assumption is a defining one for the ambit in particular, and the source of its name, namely that it is defined by its *extent*, in some sense, as determined by the comparisons (e.g., distances) to its foci.* A motivation for this is making the common practice of incremental construction feasible: Inserting an additional object simply requires increasing this extent, or *radius*, to cover the object. An ambit, then, is *the preimage of a ball*, along some structure-preserving map.†

3.0.1 Definition. An *ambit of degree m* in a universe U with symmetric comparison function $\delta : U \times U \rightarrow K$ is a comparison-based region

$$B[p, r; f] := C[p, \{x : f(x) \leq r\}], \quad (3.2)$$

as defined by

- (i) a tuple p of sources or *foci* $p_1, \dots, p_m \in U$;
- (ii) a *radius* $r \in L$; and
- (iii) a *remoteness map* $f : K^m \rightarrow L$, with L partially ordered.

The features x_i of u are called its *radients*, and $f(x)$ is its *remoteness*.¹² If δ is asymmetric, we distinguish between *forward* and *backward* ambits $B^+[p, r; f]$ and $B^-[p, r; f]$, applying f to x and y , respectively, where $x, y = \phi(u)$.

* Recall that we use the edge sources as the foci of the edge regions.

† For a visual presentation of an ambit in \mathfrak{A} corresponding to a ball in \mathfrak{B} , see Fig. 9, whose details are explained in Ex. 3.6.3.

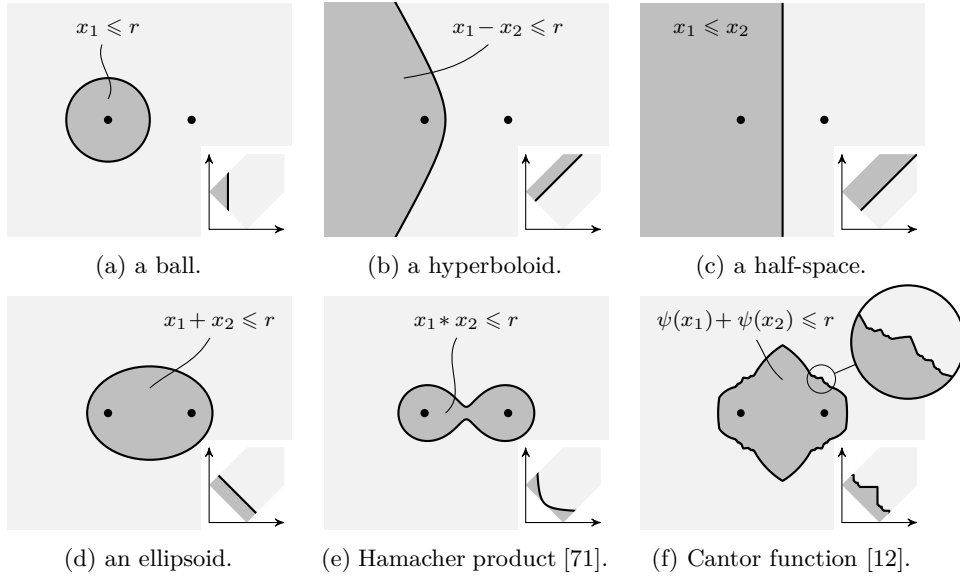


Figure 4: Bifocal ambits with linear (a–d), non-linear (e) and fractal (f) remoteness usable in metric spaces. All but the Hamacher product preserve the triangle inequality.

3.0.2 Remarks. (a) Both δ^m and $f \circ \delta^m$ are comparison functions on m -tuples from U , with codomains K^m and L , respectively. Each may retain some of the properties of the original comparison function δ . The ambit is thus a preimage of the ball $B[p, r]$ in the space $\langle U^m, f \circ \delta^m \rangle$, as discussed in Sect. 3.6.

(b) It would also be possible to define ambits with mixtures of forward and backward comparisons, rather than just the two mentioned here. I do not pursue this option further.

Figure 4 shows a handful of sample bifocal ambits in the euclidean plane. Each inset shows the corresponding defining region S in the feature space K^m , i.e., the feature vectors x for which $f(x) \leq r$.

The third simplifying assumption is a temporary one, for sects. 3.1 to 3.4, namely that the remoteness map f is *linear*. We refer to the resulting regions as *linear ambits*. For a linear ambit with remoteness map $f(x) = Ax$, where A is a $d \times m$ matrix, we may simply write $B[p, r; A]$, as no confusion is likely to arise. I discuss the more general case in sects. 3.5 and 3.6, but choosing the specific case of linearity affords us the opportunity to go into more detail. It also seems to cover the region types used in existing indexing method (cf. Sect. 3.2).

For one thing, using linear remoteness means K^m and L are ordered modules; I'll simply use \mathbb{R}^m and \mathbb{R}^d , for some d . For another, structure preservation simply amounts to linearity, so that is what we have to work with in our axioms for \mathfrak{A} and \mathfrak{B} . In \mathfrak{B} we are working with balls (cf. Rem. 3.0.2a), and so we might wish to have overlap between regions in \mathfrak{A} to imply overlap between balls in \mathfrak{B} , meaning we'd need a linear inequality expressing a necessary condition for the overlap of two balls $B[p, r]$ and $B[q, s]$ in terms of the comparison, δ . The obvious choice for such a condition is

$$r + s \geq \delta(p, q) \tag{3.3}$$

which is equivalent to the (oriented) triangle inequality of *metric and quasimetric spaces*.¹³ More generally, it is equivalent to any composition law [41], including the transitivity of partial orders, which is used to detect overlap between intervals, for example.¹⁴

3.1 Linear Ambit Overlap in Quasimetric Space

A linear ambit $B[p, r; A] = C[p, S]$ is determined by an arbitrary polyhedron

$$S := \{x \in \mathbb{R}^m : Ax \leq r\}$$

in the feature space, so deciding whether two linear ambits $C[p, S_1]$ and $C[p, S_2]$ intersect is equivalent to deciding whether two arbitrary polyhedra $S_1, S_2 \subseteq \mathbb{R}^m$ intersect. The intersection is also an arbitrary polyhedron, so we can reduce from the problem of linear program feasibility. Such a check may be time-consuming, and becomes unwieldy when generalizing to ambits with differing foci.

Instead, I will examine the uniradial case ($d = 1$), and handle the multiradial case ($d > 1$) by performing intersection checks for each defining half-space of the polyhedron S individually. If some other region P is disjoint from any of these half-spaces, it cannot intersect S , so this approach will incur no false negatives. In principle, however, it is possible for P to intersect every defining half-space of S , and yet not intersect S itself, producing a false positive.¹⁵

Alternatively, rather than viewing this as an approximation, it can be seen as merely a compact way of representing multiple uniradial ambits sharing a set of foci, where we require intersection with each ambit; this is exactly what is required in sprawl traversal (Sect. 2.2), meaning that each edge label (Def. 2.0.1) may be represented by a single augmented matrix $(A \mid r)$, and be treated as a single multiradial ambit using the overlap check described here.

We'll be examining two uniradial ambits $R := B[p, r; a]$ and $Q := B[q, s; c]$, where a and c are row vectors of *focal weights*, one of which is non-negative (i.e., $a \geq 0$ or $c \geq 0$).¹⁶ For arbitrary comparisons, we have no way of relating the two regions; this is exactly why we are assuming a quasimetric space. Specifically, for foci p_i and q_j , and some other object u , the *oriented triangle inequality* holds:

$$\delta(p_i, u) + \delta(u, q_j) \geq \delta(p_i, q_j) \quad (3.4)$$

We can create what amounts to a weighted sum of such triangles, as in the following lemma.*

3.1.1 Lemma. For a quasimetric space $\langle U, \delta \rangle$, let $x_i = \delta(p_i, u)$, $y_j = \delta(u, q_j)$ and $z_{ij} = \delta(p_i, q_j)$, where $p_i, q_j, u \in U$, for $i = 1 \dots m, j = 1 \dots k$. Then

$$\|c\|_1 ax + \|a\|_1 cy \geq aZc^t, \quad (3.5)$$

whenever $a \in \mathbb{R}^{1,m}$, $c \in \mathbb{R}^{1,k}$ and either a or c is non-negative.

Proof. We want to show that the inequality

$$|c_j|a_i x_i + |a_i|c_j y_j \geq a_i c_j z_{ij} \quad (3.6)$$

* Here $\|-\|_1$ is the 1-norm, which for the non-negative coefficient vector is simply a sum.

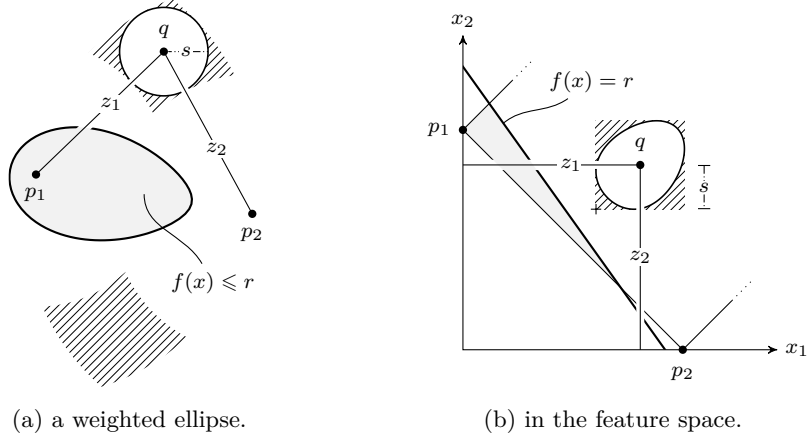


Figure 5: For an unknown metric, any point in the hatched box could be relevant. The shaded region could only be of interest if the lower left corner $z - s$ falls within it. This happens when $f(z - s) \leq r$ or, equivalently, $f(z) - f(\Delta(s)) \leq r$. These two conditions generalize, though differently, to some nonlinear cases, as discussed in sects. 3.5 and 3.6.

holds for any indices i and j ; summing then produces (3.5). Assume (WLOG) that c is the non-negative one. If $a_i \geq 0$, (3.6) follows directly. If $a_i < 0$, we have

$$\begin{aligned} a_i c_j x_i &\geq a_i c_j y_j + a_i c_j z_{ij} \\ a_i c_j x_i - a_i c_j y_j &\geq a_i c_j z_{ij}, \end{aligned}$$

which again yields (3.6). \square

This yields our desired linear ambit overlap check for quasimetric spaces:

3.1.2 Theorem. Let $R := B^+[p, r; a]$ and $Q := B^-[q, s; c]$ be linear ambits for a quasimetric δ , with either a or c non-negative and $\|a\|_1, \|c\|_1 = 1$. If R and Q intersect, then

$$r + s \geq aZc^t, \quad (3.7)$$

where z_{ij} is the distance $\delta(p_i, q_j)$ between focus p_i of R and focus q_j of Q .

Proof. Follows from Lemma 3.1.1, given that $ax \leq r$ and $cy \leq s$. \square

The requirement $\|a\|_1, \|c\|_1 = 1$ is easily enforced by scaling the radii; it simplifies the check, but is not crucial. An intuition for the more general overlap check is given in Fig. 5, for the case where Q is a ball. (See also Fig. 9.)

3.1.3 Remark. In the euclidean plane, linear ambits correspond to weighted polyellipses, which were described already by James Clerk Maxwell [46].

3.2 Emulating Existing Regions

The intervals, hyperrectangles and other polytopes of ordered and spatial indexing are quite easily implemented using linear ambits, by introducing one

Region type	Ref.	A	r
Ball	37, 63	± 1	$\pm r$
Sphere	56, 49	$[1, -1]^t$	$[r, -r]^t$
Shell	9, 60	$[1, -1]^t$	$[r', -r]^t$
Plane	64, 10	$[1, -1]$	0
Ellipse	63, 25	$[1, 1]$	r
Hyperbola	25, 42	$[1, -1]$	r
Voronoi cell	52, 51	$[\mathbf{1}, -\mathbf{I}]$	0
Cut region	60, 43	$[\mathbf{I}, -\mathbf{I}]^t$	\vec{r}

Table 1: Some existing region types viewed as ambits. The radii r and r' are non-negative scalars, while \vec{r} is a vector with m positive and m negative elements; $\mathbf{1}$ is an all-ones column vector and \mathbf{I} is the identity matrix. Some region types (e.g., balls) are very common, while others (e.g., hyperbolas and ellipses) are quite rare. The references are somewhat arbitrary examples of their use.

pseudo-focus for each dimension, and using projection as the comparison, i.e., $\delta(x, i) = x_i$. Then the linear ambit devolves to a convex polyhedron in the space being indexed. For non-convex polyhedra, one could simply use the union of several ambits, each belonging to a separate sprawl edge. Of more interest, perhaps, is the case where δ is actually a quasimetric or metric, using the overlap check of Sect. 3.1.

Existing methods for indexing metric spaces are quite varied, and, as Lokoč et al. put it, “After two decades of research, the techniques for efficient similarity search in metric spaces have combined virtually all the available tricks” [43]. These “tricks” have been available from the beginning. When Novak, Batko, and Zezula use “practically all known principles of metric space partitioning, pruning, and filtering” in their method [53], they are still essentially referring to the balls, spheres and planes introduced by Fukunaga and Narendra, Ruiz, and Uhlmann [30, 56, 64]. And in metric indexing in general, the query (for range search) or its inclusion-wise upper bound (for k NN, cf. 2.0.4) is simply a ball.¹⁷

These regions are, of course, simple special cases of the linear ambit, all with coefficients of 1 or -1 . Table 1 provides an overview of the main region types. The ball is sometimes used as a bisector between inside and outside; the complemented ball can be represented by negating the coefficient and radius.¹⁸ A sphere is essentially the intersection of a ball and its (closed) complement, and this is reflected in the coefficients and radii. The technique of using sphere regions is generally known as *pivot filtering*. A shell simply lets the two radii of a sphere vary independently. The plane (or *generalized hyperplane*), ellipse and hyperbola are metric equivalents of the corresponding conics, and the Voronoi cells (or Dirichlet domains) and cut regions are intersections of plane and shell regions, respectively.¹⁹

It can be instructive to see how the linear ambit overlap check (3.7) reduces to the commonly used conditions in metric indexing when instantiated with the parameters from Table 1. These overlap checks assume that Q is a ball, which simplifies the check to

$$r + \|a\|_1 s \geq az, \tag{3.8}$$

if we don’t require normalized coefficients. This check then applies individually to each facet of the polyhedron (i.e., each row of A and r).²⁰ For example, for

the three staples ball, sphere and plane, we get the respective conditions

$$r + s \geq z \qquad \begin{array}{l} r + s \geq z \\ -r + s \geq -z \end{array} \qquad 0 + 2s \geq z_1 - z_2,$$

or the perhaps more familiar

$$s \geq z - r \qquad s \geq |z - r| \qquad s \geq \frac{z_1 - z_2}{2},$$

precisely as expected. The other overlap checks described by Zezula et al. [69, § 7], for example, may be derived similarly. Note, though, that I am focusing on *necessary* conditions for relevance; bounds providing *sufficient* conditions are a separate matter, but could be dealt with in a similar fashion. Some structures use weakened versions of the filtering criteria, where a pivot-based bound is substituted for z [e.g., 48, 68]. The result is still linear, and is easily emulated by letting the pivots be parents of the region as well, increasing the number of radii as appropriate.

3.2.1 Ambits as queries. If the regions of existing index structures are simply reinterpreted as linear ambits, one is free to query any current such data structure using a linear ambit *as the query*. For example, rather than querying an M-Tree [68] or the like using a single object, one could use a weighted sum of *multiple* objects, some of which could even act as contrasts to be avoided, using negative weights. In these cases, one could also use the common k NN approach of updating the query radius during the search, thus returning the k points with the lowest query remoteness.

3.3 Finding Optimal Coefficients

Rather than fixing the ambit coefficients arbitrarily, we might wish to determine their optimal values, based on the given data. An obvious goal in setting the coefficients is to minimize the probability of query overlap, which in turn will reduce the number discoveries and increase the number of eliminations, improving the running time overall.* Assume that the foci and responsibilities are given, but that the number of radii is unconstrained. If intersection of the feature polyhedron and another fixed set is what determines overlap, the following proposition provides an optimal solution, regardless of any probability distributions involved. The constants hidden by the asymptotic notation depend on m , which is fixed.

3.3.1 Proposition. Given a set of m foci, an inclusion-wise minimum linear ambit can be found with worst-case running time $O(n \log n + n^{\lfloor m/2 \rfloor})$, as a function of the number of responsibilities, n . This running time is optimal for metric spaces.

Proof. The task is to determine the coefficients A that make the defining polyhedron $\{x : Ax \leq r\}$ an inclusion-wise minimum. This minimum is simply the convex hull (in \mathbb{R}^m) of the n responsibility feature vectors, which can be found

* Note, though, that in theory spurious overlaps could improve performance (cf. 2.3.11)!

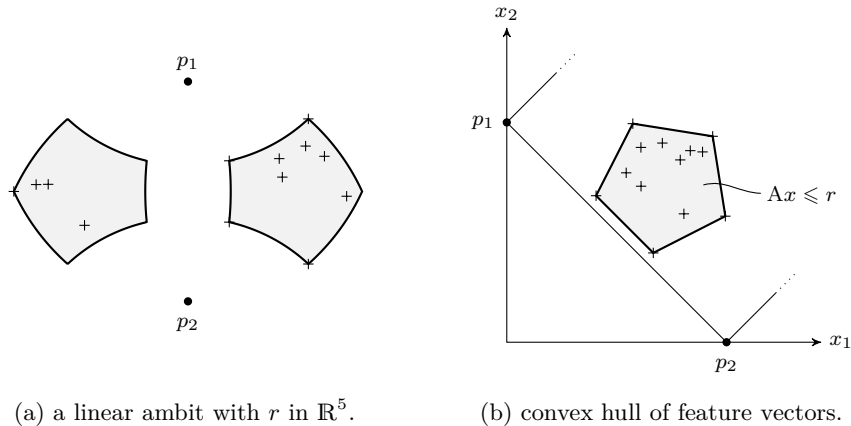


Figure 6: The optimal linear ambit is given by a convex hull in the feature space.

with the stated running time [15]. Each facet of the hull then corresponds to one row of A and one component of r .

That the running time is optimal can be shown by reduction from the general convex hull problem, for which the given running time is optimal [15, Th. 3.5]. That is, for any instance of the general convex hull problem, we construct points in a metric space for which the optimal linear ambit would provide us with the original convex hull. Let $X := \{x_{ij}\}$ be an $m \times n$ -matrix whose column vectors are the input points to the convex hull problem. Introduce two non-overlapping, arbitrary sets of foci and responsibilities p_i and u_j , and some large value ω , such as $\|X\|_\infty + \varepsilon$ ($\varepsilon > 0$). Let self-distances be zero, let the distance between foci and between responsibilities be ω , and let

$$\delta(u_j, p_i) = \delta(p_i, u_j) = x_{ij} + \omega.$$

Finding an inclusion-wise minimum linear ambit will produce a convex hull for $X + \omega$, whose vertices may be shifted by $-\omega$ to produce the final result. It is easily verified that δ is a metric: Self-distances are zero, and all other distances are symmetric and strictly positive; because they are all in the range $[\omega, 2\omega]$, they also satisfy the triangle inequality. The running time of this reduction is linear in n , for any given m , which means that the worst-case bound of $\Omega(n \log n + n^{\lfloor m/2 \rfloor})$ carries over from the convex hull problem. \square

For an example of an ambit corresponding to the convex hull of the responsibility feature vectors, see Fig. 6. Note that if we have fewer restrictions on δ (e.g., if it is only a quasimetric), the optimality of Prop. 3.3.1 would still hold; this would merely simplify the reduction. Other constraints may also be accommodated in a similar manner.

While this result provides us with a method of finding optimal linear ambits, it is not entirely practical, in that we might end up with $\Theta(n^{\lfloor m/2 \rfloor})$ radii, which is unacceptable in any actual implementation.²¹ Let's consider, instead, the case where we restrict ourselves to a single facet—a hyperplane in the feature space.

In the following, let $z = Zc^t$. For unifocal queries with $c = 1$, z retains its interpretation as the feature vector of the query center q . In general, the overlap condition from Theorem 3.1.2 becomes $r + s \geq az$, and we wish to minimize the

probability of this being true. Absent a probability distribution for s and z , we resign ourselves to maximizing the expected filtering lower bound ℓ , that is,

$$\ell_{\text{opt}} := \max_{a,r} \mathbb{E}[az - r] \quad \text{s.t.} \quad \|a\|_1 = 1, \quad \forall x \quad ax \leq r, \quad (3.9)$$

where x ranges over the feature vectors of the ambit's responsibilities. This expectation is, of course, a heuristic proxy for the actual overlap probability, though not an unreasonable one, and not one without precedent in metric indexing.²² If $\ell_{\text{opt}} \leq 0$, we say the corresponding ambit is *degenerate*.

In the following, let $\mathbf{1} = [1 \dots 1]^t$ be an all-ones column vector and let $X := \{x_{ij}\}$ be a non-negative $m \times n$ matrix whose columns are the responsibility feature vectors. Let $\hat{z} = \mathbb{E}[z]$, in practice estimated by the average of z over a set of *training queries* [26]. We can efficiently determine the optimal coefficients for a non-degenerate ambit using the following linear program.

$$\begin{aligned} \ell'_{\text{opt}} := \max_{u,v,r} \quad & u\hat{z} - v\hat{z} - r \\ \text{s.t.} \quad & u\mathbf{1} + v\mathbf{1} = 1, \\ & uX - vX - r \leq 0, \\ \& \quad & u, \quad v \geq 0. \end{aligned} \quad (3.10)$$

3.3.2 Proposition. $\ell'_{\text{opt}} = \max\{\ell_{\text{opt}}, 0\}$, with $a = u - v$ if ℓ_{opt} is positive.

Proof. Given an arbitrary feasible solution to (3.9), let

$$u_i = \max\{a_i, 0\} \quad \text{and} \quad v_i = -\min\{a_i, 0\},$$

for all i , so $a = u - v$ and $|a_i| = u_i + v_i$, where $u_i, v_i \geq 0$. By construction, the objective value is preserved. Furthermore, $(u + v)\mathbf{1} = \|a\|_1 = 1$, and, for each column vector x of X , we have $(u - v)x = ax \leq r$, so the solution is feasible for (3.10). Of course, this holds *a fortiori* for positive optimal solutions to (3.9).

Now assume a positive optimal solution to (3.10), and let $a = u - v$. The objective value is then preserved in (3.9), and the radius r remains valid; we need only show that $\|a\|_1 = 1$, or more specifically, that $|u_i - v_i| = u_i + v_i$ for each i . Assume, for the sake of contradiction, that for some i we have $|u_i - v_i| < u_i + v_i$. We can then reduce $u_i + v_i$ by subtracting $\min\{u_i, v_i\}$ from both variables, preserving the objective value and the second constraint. Let ξ be the resulting value of $(u + v)\mathbf{1}$. The optimum is positive, meaning $u \neq v$, so even if $u_i = v_i$, we have $\xi > 0$. We can therefore restore the first constraint by dividing all variables by ξ , and because $\xi < 1$ and the objective is positive, this increases the objective value. As we started with the optimum, this is a contradiction.

In other words, for every positive optimal solution to either problem, there is an equivalent feasible solution to the other, where $a = u - v$. Thus if either optimum is positive, the two are identical, and so for this case, the proposition holds. A solution where $u = v$ and $r = 0$ is always feasible for (3.10), which means that $\ell'_{\text{opt}} \geq 0$. Consequently, if $\ell_{\text{opt}} \leq 0$, the only value available to ℓ'_{opt} is 0, proving the remaining case. \square

If $\ell'_{\text{opt}} = 0$, the ambit is degenerate, and can never be eliminated, so restructuring the sprawl is probably a better strategy than determining the optimal

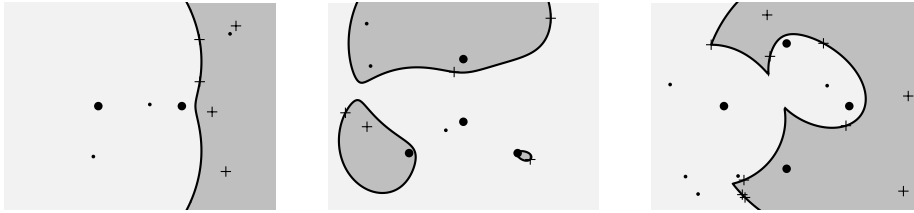


Figure 7: Optimal ambits with fixed facet counts. The first two have one facet, while the last one has three, with queries (small dots) assigned to each by k -means clustering.

coefficients for the given foci and responsibilities. See Fig. 7 for some ambits constructed using (3.10).

While the (primal) formulation of (3.10) was motivated by maximizing the expected filtering bound, the *dual* problem has an interesting interpretation in its own right.* It is equivalent to a form of regression problem, where the feasible region is the convex hull of the feature vectors, and we are attempting to approximate \hat{z} . That is, the goal is to construct a convex combination $X\beta$ that minimizes the Chebyshev error $\|X\beta - \hat{z}\|_\infty$. As the optimal error is equal to the optimal lower bound, however, we would hope that a good fit is impossible; a perfect fit would indicate a degenerate ambit.

3.3.3 Proposition. If $\hat{z}_i > \max_j x_{ij}$, then $a_i \geq 0$ in every optimal solution.

Proof. We can restate our problem as maximizing

$$\ell = \left(\sum_i a_i \hat{z}_i - \max_j \sum_i a_i x_{ij} \right) / \|a\|_1, \quad (3.11)$$

subject to $\|a\|_1 \neq 0$. Assume that for an optimal solution, we have $a_i < 0$. We may then increase a_i by some positive amount $\varepsilon < |a_i|$, decreasing the denominator by ε . Let k be an index that attains the maximum in (3.11) after this increase. Then $\max_j \sum_i a_i x_{ij}$ has increased by εx_{ik} , or possibly less if k did not attain the maximum before this change. The numerator, therefore, has increased by at least $\varepsilon \hat{z}_i - \varepsilon x_{ik}$, which is positive because $\hat{z}_i > x_{ik}$. The objective ℓ will increase, and this contradicts optimality. Consequently, $a_i \geq 0$. \square

In other words, as one might very well intuit, a negative focal weight indicates that the focus acts as a *contrast*, a prototypical *non-member*; if the foci are more representative of the responsibilities than they are of the queries, the focal weights will all be non-negative.²³ If we assume or determine that this is the case, (3.10) can be simplified by eliminating the column associated with v , and letting $a = u$. If we do not have access to training queries, and have no prior weighting of the foci, the problem reduces to limiting the maximum remoteness, i.e., minimizing the radius. We can safely assume (and easily check) that the foci are distinct, which means X will have no all-zero columns, so the radius is

* With dual variables ε and $\beta_1, \dots, \beta_n \geq 0$, minimize ε s.t. $-\varepsilon \leq X\beta - \hat{z} \leq \varepsilon$ and $\mathbf{1}^t \beta = 1$.

non-zero.²⁴ We can then find the optimal radius as follows.

$$r_{\text{opt}} := \min_{a, r \geq 0} r \quad \text{s.t. } a\mathbf{1} = 1, \quad aX \leq r \quad (3.12a)$$

$$= \min_{a \geq 0} 1/a\mathbf{1} \quad \text{s.t. } a\mathbf{1} \neq 0, \quad aX \leq 1. \quad (3.12b)$$

The linear program in (3.12a) is a direct formulation of the problem. The reformulation in (3.12b) is justified by the following proposition.

3.3.4 Proposition. Optimization problems (3.12a) and (3.12b) are equivalent.

Proof. As noted, the definition of X implies $r > 0$. Let a, r and \hat{a} be solutions to (3.12a) and (3.12b), respectively. If a and r are feasible, $\hat{a} := a/r$ is feasible, with the same objective value. Conversely, if \hat{a} is feasible, $a := \hat{a}/\hat{a}\mathbf{1}$ and $r = 1/\hat{a}\mathbf{1}$ are feasible, with the same objective value. Hence the problems are equivalent, and yield the same minimum. \square

The second formulation is simply the inverse of the problem*

$$1/r_{\text{opt}} := \max_{a \geq 0} a\mathbf{1} \quad \text{s.t. } aX \leq 1, \quad (3.12c)$$

which is a positive linear program—a so-called *packing* LP, a class of optimization problems for which specialized algorithms exist [e.g., 39]. One could even use simple algorithms such as *multiplicative weights update* to approximate the optimum [2].

Between the two extremes of permitting an arbitrary number of facets (Prop. 3.3.1) and limiting ourselves to a single facet (Prop. 3.3.2), we could use the following heuristic procedure as a compromise:

- 1 cluster the z -vectors to get k centroids
- 2 **for** $i = 1$ **to** k
- 3 $\hat{z} \leftarrow$ centroid i
- 4 compute r_i and row i of A using (3.10) or (3.12c)

See the last panel of Fig. 7 for an example ambit constructed in this way. This approach reduces the choice of facet construction heuristic to the choice of a suitable clustering algorithm, of which there are many—even those that could cluster the queries in the original metric space, with feature centroids computed afterward [5, 66]. Each facet is optimized to separate or *defend* the ambit from queries in one of the clusters. The number of facets (i.e., clusters) may be fixed, or may be a result of the clustering.

3.4 The Complexity of Focus Selection

If we are constructing an ambit with n responsibilities and m pre-designated foci, using a set of k sample queries, we can now efficiently find optimal focal weights. However, if we aren't told which foci to use, things get trickier. If a sprawl is built incrementally, as many index structures are, the foci will be determined ahead of the set of responsibilities, so finding an optimal focal set is

* The definition of X means $a = 0$ could never be optimal, so the constraint $a\mathbf{1} \neq 0$, which served to keep the objective in (3.12b) well-defined, is now superfluous.

never an option. Still, the problem does merit some investigation, as it would be relevant in rebuilding or bulk loading, for example. Let the *metric linear focus selection problem*, or FOCUS SELECTION, be defined as selecting m foci from among $m + n$ points in a metric space, with $m \leq n$, leaving the remaining n points as responsibilities, so that $\max\{\ell_{\text{opt}}, 0\}$ is maximized, where ℓ_{opt} is defined by (3.9) and $\mathbb{E}[z]$ is estimated as the average over a set of k training queries. When seen as a parameterized problem, we use m as the parameter.²⁵ This problem is *slice-wise polynomial* (XP), as an optimal solution can be found by solving $O(n^m)$ instances of the linear program (3.10), each using one m -subset of the $n + m$ points as foci. It is highly unlikely, however, that we will find a *fixed-parameter tractable* algorithm, i.e., with a running time of $f(m) \cdot n^{O(1)}$ for some computable function f . This is true even if all we want is an *approximation* of the optimum to within some factor $\alpha(n)$, as the following theorem shows.²⁶

3.4.1 Theorem. Approximating FOCUS SELECTION is W[2]-hard.

Proof. By parameterized reduction from DOMINATING SET [20]. We are given a graph $G = (V, E)$, and wish to determine whether it has a dominating set with at most m nodes. We define a metric space $\langle U, \delta \rangle$, with $U = V \cup \{q\}$ for some new object $q \notin V$, and

$$\delta(u, v) = \begin{cases} 0 & \text{if } u = v; \\ 2 & \text{if } \{u, v\} \in E; \\ 3 & \text{if } \{u, v\} \in [V]^2 \setminus E; \text{ and} \\ 3 + \varepsilon & \text{otherwise, i.e., if } q \in \{u, v\}, \end{cases}$$

where $0 < \varepsilon \leq 1$, and $[V]^2$ is the set of 2-subsets of V . This distance satisfies the metric axioms. Consider a set of m optimal foci from V with the training query q in the metric space $\langle U, \delta \rangle$. We know that $\hat{z}_i = 3 + \varepsilon > x_{ij}$ for all i and j . By Prop. 3.3.3, it follows that $a \geq 0$, and since $\|a\|_1 = 1$, $a\hat{z}$ is constant. This leaves us with the restricted radius minimization problem of (3.12a).

Recall that all nodes are, by definition, adjacent to at least one node in any dominating set. Assume that there is a dominating set $D \subseteq V$ of size at most m . If we use D as our foci, each point will have at least one focal distance of 2, i.e., each column j of X contains an entry $x_{ij} = 2$. One feasible solution has $a_i = 1/m$ for each i , yielding an r_{opt} of at most $3 - 1/m$, and thus an ℓ_{opt} of at least $\varepsilon + 1/m$. If, however, G does *not* have a dominating set of size at most m , then for any set $D \subseteq G$ of m foci, there will always be at least one point whose focal distances are all 3, as it is not adjacent to any of the corresponding nodes. In this case, $r_{\text{opt}} = 3$, and $\ell_{\text{opt}} = \varepsilon$. To discern between the two values, we need $\alpha(n) \cdot (\varepsilon + 1/m)$ to be strictly greater than ε . For the inexact case, this means making ε strictly less than

$$\frac{\alpha(n)}{m \cdot (1 - \alpha(n))},$$

ensuring that any $\alpha(n)$ -approximation will be greater than ε if and only if G has a dominating set of at most m nodes, completing the reduction. \square

As previously discussed, the choice to maximize the lower bound is somewhat heuristic, and altering the problem slightly could make it more tractable. For

example, let SIMPLE FOCUS SELECTION be the problem of finding foci minimizing r_{opt} , as defined by (3.12a), still with δ being a metric. The reduction in Theorem 3.4.1 applies, so this simplified problem is also W[2]-hard; however, given that $a \geq 0$, the radius turns out to be an easier objective to approximate, as the following theorem shows. Recall from Def. 1.2.12 that for a given tuple p of foci, $\phi(u) = [\delta(u, p)]_{i=1}^m$.

3.4.2 Observation. If $\|a_1\| = 1$ and $a \geq 0$ then $\delta(u, v) \leq a\phi(u) + a\phi(v)$. \square

3.4.3 Theorem. SIMPLE FOCUS SELECTION has an $O(mn)$ 2-approximation.

Proof. For any input point u , its k -radius, the minimum radius of a ball containing k other points u , can be found in linear time.²⁷ Let p^* be the optimal focal tuple, whose minimal radius is r_{opt}^* , and let u and v be any non-focal points. By the definition of a radius, we have $a\phi(u), a\phi(v) \leq r_{\text{opt}}^*$ and from Obs. 3.4.2 it follows that $\delta(u, v) \leq 2r_{\text{opt}}^*$. Also, because $a\phi(u) \leq r_{\text{opt}}^*$, $a \geq 0$ and $\|a\|_1 = 1$, there must be at least one p_i^* for which $\delta(u, p_i^*) \leq r_{\text{opt}}^*$. Since each of the n non-focal points would be within a distance of r_{opt}^* of at least one focus, and within a distance of $2r_{\text{opt}}^*$ of the other $n - 1$ nonfocal points, it follows that there must be at least n points with n -radius at most $2r_{\text{opt}}^*$. To select one such point p_1 as the first focus, among all the $n + m$ points, simply use a point whose n -radius is no greater than that of at least m others, for a running time of $O(mn)$. All but $m - 1$ points fall within $2r_{\text{opt}}^*$ of p_1 , and the furthest $m - 1$ points become p_2, \dots, p_m . Even for $a_1 = 1$, we have a 2-approximation, so $r_{\text{opt}} \leq 2r_{\text{opt}}^*$. \square

Though a 2-approximation is a positive result, it seems likely that a radius doubling would drastically increase the overlap probability. For many approximation algorithms, one does of course see better results in practice, but as a heuristic, the algorithm of Theorem 3.4.3 is somewhat unsatisfying: It approximates the optimal m -ambit by a *ball*, and then picks up the $m - 1$ potential stragglers that fall outside it, giving them a free pass by promoting them to foci. There is no expectation that they will actually perform any work in this capacity. One natural alternative, which works for full FOCAL SELECTION and which seems to yield acceptable results in practice, is the following two-round or *runoff* heuristic:

- 1 use a large candidate set of foci, and solve (3.10)
- 2 use only the m candidates p_i with highest $|a_i|$ as foci, and re-solve (3.10)

For example, one could in the first round let all the responsibilities, or a random sample, act as candidate foci, while at the same time acting as responsibilities. In the second round, the selected foci are no longer responsibilities, and so do not constrain the radius. The value of m could either be fixed, or determined by a threshold for $|a_i|$. Alternatively, one could have both such a threshold *and* a cap on m , and run multiple rounds using the threshold, until the number of foci falls below m .

For the case where the set of candidate foci is separate from the responsibilities, the rationale is that rounding down low-magnitude coefficients to zero will have limited impact on the objective. Selecting foci from among the responsibilities could be more risky, as the constraints on the radius will change between the rounds. The number of changes will typically be low, as $m \ll n$, but even

a single dropped responsibility could change the nature of the problem, leading to another set of foci outperforming those originally selected. Even so, if the objective value of the first round is good, there may be reason to believe it will be in the second round as well: The original rationale still applies to the objective function itself, and dropping constraints can only improve the optimum.

3.5 Non-Linear Metric-Preserving Remoteness

As hinted at in the introduction to Sect. 3, we now leave the assumption of linearity behind, while remaining in the realm of metric spaces. In other words, for $m = 1$, the structure-preserving map $f : \mathbb{R}_+ \rightarrow \mathbb{R}_+$ will now be an arbitrary *metric-preserving function*, or *metric transform* which takes any metric δ to another metric $f \circ \delta$. The image of \mathfrak{A} in \mathfrak{B} will be a metric space, even though \mathfrak{B} need not be. Deza and Deza provide an extensive list of such functions [21, ch. 4], while Doboš [22, 23] and Corazza [18] deal with the topic in more depth. The Cantor function (see Fig. 4f) is a rather forbidding example, but there are many quite straightforward metric-preserving functions such as $x/(1+x)$ or x^α , for $\alpha \in [0, 1]$.

Metric transforms of multiple parameters also exist, giving us the desired remoteness $f : \mathbb{R}_+^m \rightarrow \mathbb{R}_+$ for $m > 1$. One could use any isotone norm, for example [8, 21, 23]. Vector-valued transforms can, in turn, be viewed as ensembles of scalar-valued ones, as in $f(x) := [f_1(x) \dots f_d(x)]^t$, making $f \circ \delta^m$ a vector-valued metric, which lets us use multiple radii as in the linear case.

Metric-preserving functions must start at the origin,* they must be subadditive (e.g., concave), and any such function that is non-decreasing is, in fact, a metric-preserving function [23, p. 9]. A metric-preserving function need not be monotone; to preserve relevance, however, our map must be. If, rather than non-increasing subadditive, f is non-increasing super-additive, our target inequality could be

$$f(x) - f(y) \geq f(z) \quad \text{instead of} \quad f(x) + f(y) \geq f(z),$$

where $x_i = \delta(u, p_i)$, $y_i = \delta(u, q)$ and $z_i = \delta(p_i, q)$. This follows from the fact that $x \leq y + z$. The general overlap check becomes

$$r \pm f(s, \dots, s) \geq f(z),$$

using $+f(-)$ to transform s for the non-decreasing case, and $-f(-)$ for the non-increasing case.

There are many ways to construct monotone metric-preserving functions. We have already used the fact that the negation of a non-increasing super-additive function is non-decreasing subadditive. If we are faced with a non-decreasing superadditive or non-increasing subadditive function, we could negate their parameters as well; if $f(x)$ is non-decreasing superadditive, for example, $g(x) = -f(-x)$ is non-decreasing subadditive. Indeed, we can compose non-increasing or non-decreasing sub- or super-additive function in various ways, with predictable results.²⁸

A practical approach to non-linear ambits might be to construct single-parameter scalar transforms for each focal distance, and then combining those

* Strictly speaking, they must have $f^{-1}(0) = \{0\}$.

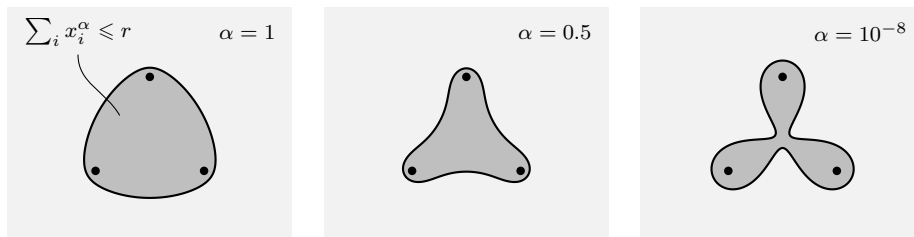


Figure 8: Ambits of varying blobbiness, using the power transform as bump function.

with a single multiparameter function. One particularly manageable version of this would be a linear combination of some transform that is shared by all focal distances. For example, with the well-known metric-preserving power transform [21, p. 81], the remoteness map becomes

$$f(x) = \sum_{i=1}^m a_i x_i^\alpha, \quad (3.13)$$

with the overlap check $r + \|a\|_1 s^\alpha \geq f(z)$, where $\alpha \in [0, 1]$. We could easily have a separate α_i or even some other transform for each x_i (applying them individually to s). Perhaps less obviously, we could have ambits in the form of Blinn-style metaballs [6], using Blinn’s original density function (inverted, to get remoteness, $a, b > 0$):

$$f(x) = \sum_{i=1}^m (1 - b_i e^{-a_i x_i}) \quad (3.14)$$

This is the kind of ambit seen in Fig. 1.

3.5.1 Observation. The remoteness map in (3.14) is metric-preserving.

Proof. It is easily verified that $f^{-1}(0) = \{0\}$, so a sufficient condition would be for f to be non-decreasing subadditive, which in turn may be ensured by its summands having this property. The property obviously holds for the constant summands 1. The exponential e^x is non-decreasing superadditive (indeed, convex) and so $-e^{-x}$ is non-decreasing subadditive (concave), as is $-be^{-ax}$ (for $a, b > 0$). \square

If we use a linear combination such as the one in (3.13) or (3.14) as a tool for function approximation, i.e., adapting the region shape to the layout of its responsibilities, it can be interpreted as a *radial basis function network* [44], generalized from euclidean to arbitrary metric spaces, but restricted to non-decreasing subadditive radial basis functions. Alternatively, if we view ambits as generalized metaballs, the transform would correspond to the metaball *bump function*; different parameter values would vary what Blinn calls *blobbiness* (see Fig. 8 for an illustration). The blobbiness could be adjusted to maximize the lower bound—for example, one could use some heuristic optimization procedure to set α , where the objective function is calculated in each iteration, as follows:

- 1 for each focal distance x_i , calculate x_i^α
- 2 using the transformed focal distances, calculate ℓ'_{opt} using (3.10)
- 3 **return** $(\ell'_{\text{opt}})^{1/\alpha}$

The reason for the inverse transformation in the last line is that the lower bound computed by our linear program is for $\delta(q, u)^\alpha$, and in order for the objective values to be comparable for different values of α , we instead want the lower bound for $\delta(q, u)$. There is a link here to the optimization of power transforms used by Skopal for approximate search using metrics or almost metric distances [61]. Other transforms could be used in the same manner, as long as they are invertible. Preliminary experiments indicate that such an approach may yield improvements over a purely linear remoteness.

3.6 Repurposing Region Definitions More Generally

Consider a query and a region respectively defined as

$$Q = \{x : \varphi(x)\} \quad \text{and} \quad R = \{x : \psi(x)\}, \quad (3.15)$$

where $\varphi(x)$ and $\psi(x)$ are logical formulas with their non-logical symbols drawn from some signature Σ .^{*} We wish to know whether Q and R intersect, and even though we might not be able to determine this perfectly, for correctness we must *detect* it (cf. Rem. 2.3.6), i.e., we have some *necessary condition* β , so that

$$\forall x (\varphi(x) \rightarrow \psi(x) \rightarrow \beta). \quad (3.16)$$

In other words, if Q and R intersect then β must be true.

We would like to repurpose the region definition ψ to extend our supply of regions, while still being able to use our overlap detector β . We do this by *reinterpreting* ψ in a manner that preserves the implication expressed by (3.16). Let \mathfrak{A} be the Σ -structure underlying our formulas, i.e., our actual domain of discourse. Our region R is then the set $\psi(\mathfrak{A})$ of objects in $\text{dom } \mathfrak{A}$ that satisfy ψ . Now consider a map $h : \mathfrak{A} \rightarrow \mathfrak{B}$ to some *other* Σ -structure \mathfrak{B} . Because \mathfrak{B} has the same signature as \mathfrak{A} , we can reuse our definition to produce a new set $\psi(\mathfrak{B})$. The *preimage* $h^{-1}[\psi(\mathfrak{B})]$ will be a new region in \mathfrak{A} , so if we have several maps such as h , we end up with several new regions, all described by the original ψ .

Even a single map h can yield multiple new regions, however. Chances are, the region definition is *parameterized*, and \mathfrak{B} may offer new objects we can use as parameters. For example, we may start out with $\psi(\mathfrak{A}, a)$, for some a in $\text{dom } \mathfrak{A}$. Then h yields one new region $h^{-1}[\psi(\mathfrak{B}, b)]$ for *every applicable* b in $\text{dom } \mathfrak{B}$. Given that $\text{dom } \mathfrak{B}$ might be much larger than $\text{dom } \mathfrak{A}$, this could increase our options considerably. This might be true even if our parameter originates in \mathfrak{A} , as it could be specified by *multiple* \mathfrak{A} -objects a_1, \dots, a_m , producing regions of the form $h^{-1}[\psi(\mathfrak{B}, f(a_1, \dots, a_m))]$, for some map $f : \mathfrak{A}^m \rightarrow \mathfrak{B}$.

As long as we use appropriate *structure-preserving* maps, a reinterpreted version of β , presumably with the same parameters as ψ , will still work in \mathfrak{B} . The following theorem describes some general conditions under which this is the case. For simplicity, I assume a single parameter originating in each of \mathfrak{A} and \mathfrak{B} , though the result generalizes to multiple parameters in the obvious way.[†] (See Ex. 3.6.3 for an application of the theorem.)

^{*} See Appendix C.2 for relevant terminology.

[†] Recall that $\Delta_m(a) = \langle a, \dots, a \rangle$.

3.6.1 Theorem. Let \mathfrak{A} and \mathfrak{B} be structures with signature Σ , which contains some unary relation symbol S , and let φ , ψ , α and β be Σ -formulas. Let

$$Q = \varphi(\mathfrak{A}) \quad \text{and} \quad R = h^{-1}[\psi(\mathfrak{B}, f(a_1, \dots, a_m), b)], \quad (3.17)$$

where $h = f \circ \Delta_m$, for some homomorphism $f : \mathfrak{A}^m \rightarrow \mathfrak{B}$, and $a_1, \dots, a_m \in S^{\mathfrak{A}}$. Suppose that $T_{\mathfrak{A}}$ and $T_{\mathfrak{B}}$ are theories true in \mathfrak{A} and \mathfrak{B} , respectively, where

[A₁] $T_{\mathfrak{A}}$ is Horn, φ existential, and α positive existential;

[A₂] $T_{\mathfrak{A}}$ entails $\forall xy (S(y) \rightarrow \varphi(x) \rightarrow \alpha(x, y))$;

[A₃] $T_{\mathfrak{B}}$ entails $\forall xyz (S(y) \rightarrow \alpha(x, y) \rightarrow \psi(x, y, z) \rightarrow \beta(y, z))$.

Then β is true of $f(a_1, \dots, a_m)$ and b in \mathfrak{B} whenever Q and R intersect.

Proof. Assume that there is some element a that lies in both Q and R . Let $\bar{a} = \langle a_1, \dots, a_m \rangle$. Because S is true of each of a_1, \dots, a_m in \mathfrak{A} , $S(\bar{a})$ is true in \mathfrak{A}^m and, because f is a homomorphism, $S(f(\bar{a}))$ is true in \mathfrak{B} . Because $T_{\mathfrak{A}}$ is Horn, it is preserved in products [36, Cor. 9.1.6(a)], and is consequently true in \mathfrak{A}^m ; φ is existential, and therefore preserved by embeddings [36, Thm. 2.4.1], including the diagonal Δ_m (cf. Ex. C.2.9c). By assumption, $a \in Q$, so by definition $\varphi(a)$ is true in \mathfrak{A} , and therefore $\varphi(\Delta_m(a))$ is true in \mathfrak{A}^m . From Axiom A₂ it follows that $\alpha(\Delta_m(a), \bar{a})$ is true in \mathfrak{A}^m . Because α is positive existential, it is preserved by the homomorphism f [36, Thm. 2.4.3], and thus $\alpha(h(a), f(\bar{a}))$ is true in \mathfrak{B} . Because $a \in R$, $\psi(h(a), f(\bar{a}), b)$ is true in \mathfrak{B} *by definition*. From Axiom A₃, we conclude that $\beta(f(\bar{a}), b)$ is true in \mathfrak{B} . \square

3.6.2 Remarks. (a) The role of S is to restrict the quantification of y , for cases where there are effectively different sorts of objects (cf. Rem. C.2.2b). Presumably, φ and ψ have whatever such restrictions they need, but if α is to be positive, it cannot contain an implication, and so this predicate is extracted.

(b) Values or parameters that figure in the formulas, beyond x , y and z , such as any used in φ , may be handled by adding constants to Σ [cf. 36, 1.4].

(c) The details may be varied using other preservation results from model theory. For example, if f is surjective, α need only be positive [36, Thm. 2.4.3]. If f is a *strong* homomorphism, then α could be any quantifier-free formula without equality; if f is also injective (an embedding) or surjective, respectively, the restrictions on equality and quantification could be removed [27, p.96]. An isomorphism (a bijective strong homomorphism) would preserve *all* formulas; in that case, R would simply be an intersection, isomorphic to $\bigcap_{i=1}^m \psi(\mathfrak{A}, a_i, h^{-1}(b))$.

3.6.3 Example. Consider metric or quasimetric spaces in light of Theorem 3.6.1. A signature for these might be $\Sigma := \{\delta, +, \leq, U, K\}$, where δ is a binary function symbol representing the distance function, $+$ and \leq represent addition and ordering of the distances, and U and K are unary relation symbols used for restricting the values of variables to points and distances (comparison values), respectively. The triangle inequality, for example, could be expressed as follows:

$$\forall xyz (U(x) \wedge U(y) \wedge U(z) \rightarrow \delta(x, z) \leq \delta(x, y) + \delta(y, z)),$$

In the same manner we could, if we wished, represent all the metric axioms, though probably without fully axiomatizing the real numbers. (Indeed, we

might not even be using real-valued distances; cf. Ex. 1.2.3c.) With some care, the result, including the axioms for ordering and addition, may be formulated as a Horn theory,* so it could play the role of $T_{\mathfrak{A}}$.

Now consider two metric balls R and Q with centers p and q and radii r and s , respectively. If these intersect, we have $\delta(p, q) \leq r + s$. We can dissect and repurpose this overlap check using Theorem 3.6.1, as follows. Let φ , ψ , α , and β be defined as:

$$\begin{aligned} \varphi(x) &= U(x) \wedge \delta(x, q) \leq s & \alpha(x, y) &= \delta(y, q) \leq \delta(y, x) + s \\ \psi(x, y, z) &= U(x) \wedge K(z) \wedge \delta(y, x) \leq z & \beta(y, z) &= \delta(y, q) \leq z + s \end{aligned}$$

The first formula, $\varphi(x)$, represents a query ball Q with center q and radius s , where both q and s are treated as constants, drawn from Σ . It is easy to verify that the second formula, $\alpha(x, y)$, is entailed by $T_{\mathfrak{A}}$ (i.e., the metric axioms) and $\varphi(x)$, for any point y , i.e., any object for which $U(y)$ is true. If we use U instead of S in Theorem 3.6.1, we need not make this last caveat an explicit part of φ . The region R is described by $\psi(x, y, z)$, where x is the potential member, y is the center point and z is the radius. We explicitly constrain x and z , but y is already constrained in Axiom A_3 . Finally, combining $\alpha(x, y)$, $\psi(x, y, z)$ and some basic axioms $T_{\mathfrak{B}}$ describing ordering and addition of comparisons (e.g., those of an ordered monoid), we can derive $\beta(y, z)$, as required.

We can recreate the original overlap check between two balls by setting m to 1 and letting f be the identity on \mathfrak{A} . If, however, $m \geq 2$ and $\mathfrak{A} \neq \mathfrak{B}$, our region R will have *multiple* points p_i in $U^{\mathfrak{A}}$, collectively corresponding to its center, and the radius r will be drawn from $K^{\mathfrak{B}}$. The overlap check then becomes

$$\delta^{\mathfrak{B}}(f(p_1, \dots, p_m), f(q, \dots, q)) \leq r + f(s, \dots, s). \quad (3.18)$$

Because f is a homomorphism and because δ acts elementwise in \mathfrak{A}^m (see Defs. C.2.3 and C.2.8), we can rewrite this as

$$f(\delta^{\mathfrak{A}}(p_1, q), \dots, \delta^{\mathfrak{A}}(p_m, q)) \leq r + f(s, \dots, s). \quad (3.19)$$

As an example, take the *eggliipse*, a trifocal relative of the ellipse (and, indeed, an example of a linear ambit). To repurpose our overlap check, we set m to 3 and let f sum the distances,²⁹ yielding

$$\delta^{\mathfrak{A}}(p_1, q) + \delta^{\mathfrak{A}}(p_2, q) + \delta^{\mathfrak{A}}(p_3, q) \leq r + 3s. \quad (3.20)$$

as illustrated in Fig. 9. Note that we are actually defining a ball in the new metric space \mathfrak{B} , whose points are triples of \mathfrak{A} -points and whose distance is the sum of elementwise \mathfrak{A} -distances.

3.6.4 Remarks. (a) For the ordered vector spaces of sects. 3.1 to 3.4, homomorphisms are non-decreasing linear maps, which cannot have negative coefficients. We got around this limitation by exploiting the properties of linearity, constructing an overlap check that permitted some components of the ordering to be reversed. The bottom line, however, is that, except in the non-negative case of (3.12a), our remoteness was *not* a homomorphism, so it would seem that

* E.g., turning $U(x) \wedge U(y) \rightarrow (\delta(x, y) = 0 \rightarrow x = y)$ into $U(x) \wedge U(y) \wedge \delta(x, y) = 0 \rightarrow x = y$.

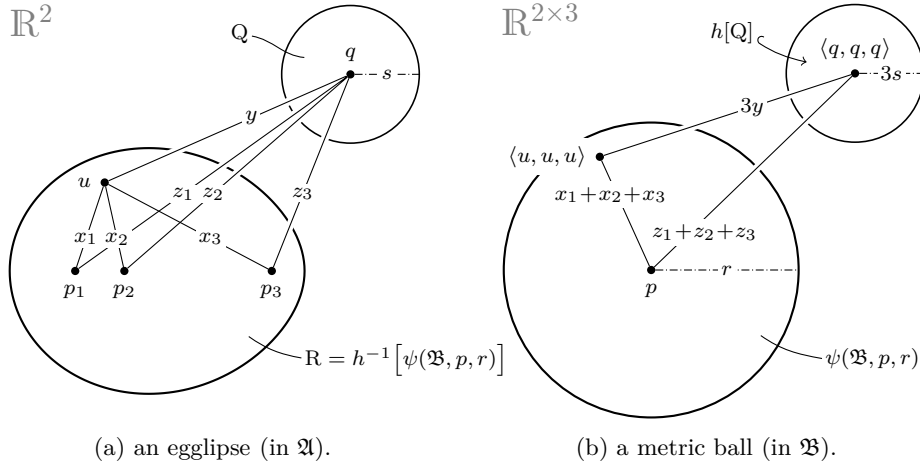


Figure 9: The ambit construction, as it applies to an eggellipse [57]. The foci form a central tuple $p := \langle p_1, p_2, p_3 \rangle$, while any other point u is mapped to $\langle u, u, u \rangle$. The sum of elementwise distances is the metric in \mathfrak{B} , where the eggellipse interior becomes a ball. More generally, an m -focal polyellipse could only intersect Q if $z_1 + \dots + z_m \leq r + ms$.

there is use in casting our net more widely than in Theorem 3.6.1. Take, for example, the Hamacher product, as used in Fig. 4e.³⁰ It is not structure-preserving in any obviously useful way, but may still be used to define a metric ambit. Consider the situation in the feature space: The metric axioms let us circumscribe a query Q with a hypercube, and the image of the ambit is concave (see inset of Fig. 4e); the only way there can be overlap is if a query corner is inside the region image, and because f is non-decreasing, it suffices to examine the corner $z - s$, so $f(z - s) \leq r$ is a valid overlap check (cf. Fig. 5b). Similar lines of reasoning about the geometry of the feature space could lead to overlap checks for other axioms or other maps, whether they are homomorphisms or not.

(b) There are ways of generalizing explicit structure preservation as well, by relaxing how our map preserves functions. For example, if we for each source symbol F have some other target symbol G , and vice versa, we could relate $F^{\mathfrak{A}}$ to $G^{\mathfrak{B}}$ rather than to $F^{\mathfrak{B}}$, as in so-called *weak* homomorphisms [58]. For our purposes, this could be achieved for homomorphisms as well, with a simple renaming of the functions in \mathfrak{B} , such as using a different function for comparison. We may also weaken the *equality* requirement of Def. C.2.8, yielding

$$[H'_2] f(F^{\mathfrak{A}}(a_1, \dots, a_n)) \approx_{\mathfrak{B}} F^{\mathfrak{B}}(f(a_1), \dots, f(a_n))$$

for some relation symbol \approx .³¹ This is a form of abstraction found in so-called *quasi*-homomorphisms. Instead of equality, they require *approximate* equality, where the difference between the two values (as measured by some metric on \mathfrak{B}) is bounded [29]. However, even if our only requirement is that $\approx_{\mathfrak{B}}$ be *transitive*, we will preserve formulas of the form $x_0 \approx \delta(x_1, \dots, x_n)$.³²

4 Applicability, Limitations and Future Work

As discussed initially, the framework presented in this work delineates a design space intended to contain current indexing methods, as well as countless variations and combinations, ripe for exploration and experimentation. If one stays within the bounds of this design space, by conforming to the necessary axioms, the various correctness results apply. However, these axioms also specify very precisely the applicability of these results, and possible jumping-off points for new indexing approaches. Deciding to break with one or more of the assumptions laid down will necessarily make some of my results inapplicable, but will also create opportunities for wholly new designs.

Of course, the work presented here is limited in its scope to a *theoretical* study of sprawls and ambits. Some tentative experiments have been performed, e.g., to verify that there are indeed cases where non-linear ambits will outperform their linear counterparts (cf. Sect. 3.5), and that the heuristic facet and focus selection procedures of sects. 3.3 and 3.4 do indeed seem to yield reasonable results. However, proper experimentation is still needed to arrive at any definitive conclusions. Beyond basic implementation and benchmarking work, actually exploring the design space in a systematic, perhaps even automated, fashion might also be an interesting topic for further research.

Acknowledgements

The author wishes to thank Ole Edsberg and Jon Marius Venstad for highly fruitful discussions, and André Philipp, Joakim Skarding and Odd Magnus Trondrud for their preliminary empirical work based on the ideas presented here.

A Proofs of Selected Theorems

2.1.5 Theorem. The following statements are equivalent:

- (i) $\langle V, \mathcal{L} \rangle$ is a traversal repertoire.
- (ii) $\langle V, \mathcal{L} \rangle$ is the traversal repertoire of some signed hyperdigraph $\langle V, E, \sigma \rangle$.

In particular, any traversal repertoire is the traversal repertoire of the corresponding signed hyperdigraph produced by Con. 2.1.4.

Proof. ($i \Rightarrow ii$) Assume that $\langle V, \mathcal{L}_1 \rangle$ is a traversal repertoire. Let (V, E) and \mathcal{L}_2 be as defined by Con. 2.1.4. What remains is to show that $\mathcal{L}_2 = \mathcal{L}_1$, i.e., that a sequence γ is a member of \mathcal{L}_1 if and only if it is a traversal of $\langle V, E \rangle$.

By assumption, $\langle V, \mathcal{L}_1 \rangle$ obeys the traversal axioms; by the reverse implication ($ii \Rightarrow i$, proven below), so does $\langle V, \mathcal{L}_2 \rangle$. We proceed by induction on sequence length, with the inductive step proven by exhaustion. First, the base case.

Case 1: $\gamma = \varepsilon$. In this case, γ is in both \mathcal{L}_1 and \mathcal{L}_2 , as guaranteed by Axiom T₁.

The remaining cases cover the inductive step, where we let $\gamma = \tau x$, with $x \in V$.

Case 2: $\tau \notin \mathcal{L}_1$. By the inductive hypothesis, we have $\tau \notin \mathcal{L}_2$ and Axiom T₃ immediately yields the inductive step, with τx absent from both languages.

Now assume τ is present in both languages, but that τx is not. Our goal is to show that once Alg. 2.1.1 produces the traversal τ , x either has been eliminated or remains undiscovered, as covered by the next two cases.

Case 3: $\tau \in \mathcal{L}_1$, $\tau x \notin \mathcal{L}_1$, but $\alpha x \in \mathcal{L}_1$ for some $\alpha \in V^*$ where $\tilde{\alpha} \subsetneq \tilde{\tau}$. If $x \in \tilde{\tau}$, Alg. 2.1.1 will not traverse x again. Otherwise, by Axiom E₂, there is a negative edge $\tilde{\tau} \rightarrow x$ in E. Either way, we have $\tau x \notin \mathcal{L}_2$, as desired.

Case 4: $\tau \in \mathcal{L}_1$ and $\alpha x \notin \mathcal{L}_1$ for every $\alpha \in V^*$ where $\tilde{\alpha} \subseteq \tilde{\tau}$. The condition in Axiom E₁ will never apply to any such $\tilde{\alpha}$, so x can not have been discovered.

Finally, assume that τx (and therefore τ) is in \mathcal{L}_1 . We then wish to show that x is available after traversing τ in $\langle V, E, \sigma \rangle$, i.e., that it has been discovered but not eliminated.

Case 5: $\tau x \in \mathcal{L}_1$. Because τx is in \mathcal{L}_1 , Axiom E₁ mandates a positive edge $\tilde{\tau} \rightarrow x$ in E, and Axiom T₂ forbids $x \in \tilde{\tau}$, so the only obstacle to availability in $\langle V, E, \sigma \rangle$ would be elimination. Assume there is a negative edge $\tilde{\omega} \rightarrow x$ in E, for some $\tilde{\omega} \subseteq \tilde{\tau}$, meaning that for some $\omega \in \mathcal{L}_1$, we have $\omega x \notin \mathcal{L}_1$. If Axiom E₂ is to apply, there must then be some α with $\tilde{\alpha} \subsetneq \tilde{\omega}$ for which $\alpha x \in \mathcal{L}_1$. However, by the interval property [T₄], because $\tilde{\alpha} \subseteq \tilde{\omega} \subseteq \tilde{\tau}$ and $\omega, \alpha x, \tau x \in \mathcal{L}_1$, we have $\omega x \in \mathcal{L}_1$, which is a contradiction. Therefore there can be no such edge, and consequently $\tau x \in \mathcal{L}_2$.

These cases are exhaustive, and in each case $\tau x \in \mathcal{L}_1$ if and only if $\tau x \in \mathcal{L}_2$, which proves the inductive step. This, in turn, means that $\mathcal{L}_1 = \mathcal{L}_2$, which proves the implication from (i) to (ii).

(ii \Rightarrow i) We need to show that the traversals of Alg. 2.1.1 satisfy the traversal axioms: Before the first iteration, the traversal is empty [T₁]; after this, each node is traversed at most once [T₂], one at a time [T₃], provided they have been discovered but not eliminated [T₄]. In particular, discovery and elimination depend only on the *set* of nodes traversed, so the interval property holds for $\tilde{\alpha} \subseteq \tilde{\tau} \subseteq \tilde{\omega}$, even if α and τ are not prefixes of ω . \square

A.1 Construction. From a monotone traversal scheme $\langle\langle V, \mathcal{L}_i \rangle\rangle_i$ with workload $\langle Q_i \rangle_i$, in some universe U, we produce a sprawl $\langle V, E, P, N \rangle$. Let $\langle\langle V, E_i, \sigma_i \rangle\rangle_i$ be the results of Con. 2.1.4 for the corresponding traversal repertoires, with extra edges as mandated by the following axiom, for all Q_i, Q_j :

$$[E_3] \text{ If } e \in E_j, \sigma_j(e) = -1 \text{ and } Q_i \subseteq Q_j \text{ then } e \in E_i \text{ and } \sigma_i(e) = -1.$$

Let E be the union of all the edge sets. For each edge $e \in E$,

- (i) Let $\langle Q_i \rangle_{i \in I'}$ be the maximal queries for which $\sigma_i(e) = -1$ or $e \notin E_i$; and
- (ii) Let $\langle Q_i \rangle_{i \in I''}$ be the maximal queries for which $\sigma_i(e) = -1$.

Finally, let P(e) and N(e) be the families $\langle U \setminus Q_i \rangle_i$ for i in I' and I'' , respectively.

The addition of negative edges in the previous construction is a form of normalization, to prevent the somewhat arbitrary transition from non-discovery to elimination whenever an expanding query introduces a traversal α that activates Axiom E₂. This makes non-elimination monotone in the query (under

inclusion), just like discovery—a property that is needed in the proof of Theorem 2.2.4. This normalization is harmless, as the following observation attests.

A.2 Observation. Each signed hyperdigraph $\langle V, E_i, \sigma_i \rangle$ in Con. A.1 has the corresponding language $\langle V, \mathcal{L}_i \rangle$ as its traversal repertoire.

Proof. If $\sigma_j(\tilde{\tau}, x) = -1$, then any traversal τ that is an ordering of $\tilde{\tau}$ will result in the elimination of x . By Theorem 2.1.5, this means that $\tau x \notin \mathcal{L}_j$. Because $Q_i \subseteq Q_j$, Axiom T₅ requires $\mathcal{L}_i \subseteq \mathcal{L}_j$, and so we also have $\tau x \notin \mathcal{L}_i$ for every such τ , and adding $e : \tilde{\tau} \rightarrow x$ to E_i with $\sigma_i(e) = -1$, if absent, does no harm. \square

2.2.4 Theorem. For a workload $\langle Q_i \rangle_{i \in I}$ in U , these statements are equivalent:

- (i) $\langle \langle V, \mathcal{L}_i \rangle \rangle_{i \in I}$ is a monotone traversal scheme with ground set $V \subseteq U$.
- (ii) $\langle \langle V, \mathcal{L}_i \rangle \rangle_{i \in I}$ is the traversal scheme of some sprawl $\langle V, E, P, N \rangle$ in U .

In particular, any monotone traversal scheme is the traversal scheme of the corresponding sprawl produced by Con. A.1, for any appropriate universe.

Proof. ($i \Rightarrow ii$) Let U be any appropriate universe, i.e., with $V, Q_i \subseteq U$, for $i \in I$, and let $\langle V, E, P, N \rangle$ be the sprawl produced by Con. A.1. Let Q_i be any of the queries; we need to show that resolving Q_i on our sprawl produces the traversal repertoire $\langle V, \mathcal{L}_i \rangle$. More specifically, we can show that the signed hyperdigraph $\langle V, E', \sigma \rangle$ resulting from applying Q_i to the sprawl (as described by Con. 2.2.1) is the same as $\langle V, E_i, \sigma_i \rangle$, which has $\langle V, \mathcal{L}_i \rangle$ as its repertoire (cf. Obs. A.2). We proceed by cases for an arbitrary edge $e : \tilde{\tau} \rightarrow x$ in E .

Case 1: $\sigma_i(e) = +1$. We need to show that $\sigma(e) = +1$, and per Con. 2.2.1, the condition for this is that Q_i intersect all sets in the families $P(e)$ and $N(e)$. For any region R_j in $P(e)$ or $N(e)$, its complement $Q_j := U \setminus R_j$ is, by construction, a query for we do *not* have $\sigma_j(e) = +1$, which, by Axiom E₁, means that for no ordering τ of $\tilde{\tau}$ do we have $\tau x \in \mathcal{L}_j$. By Axiom T₅, this is true for any subset of Q_j as well. This undercuts the only way in which Con. 2.1.4 could mandate $\sigma_i(e) = +1$, and so $Q_i \not\subseteq Q_j$, and consequently Q_i must intersect R_j .

Case 2: $\sigma_i(e) = -1$. We need to show that there is some region $R \in N(e)$ that does not intersect Q_i . Let Q_j be a maximal query for which $\sigma_j(e) = -1$, and where $Q_i \subseteq Q_j$. Q_i cannot intersect R_j , and, by construction, we have $R_j \in N(e)$.

Case 3: $e \notin E_i$. We need to show that Q_i intersects every region in $N(e)$, but not every region in $P(e)$. First, Let Q_j be some query where $Q_i \subseteq Q_j$. Because of Axiom E₃ of Con. A.1, it can not be the case that $\sigma_j(e) = -1$, and so $R_j \notin N(e)$, meaning that Q_i intersects all regions in $N(e)$. Second, because $e \notin E_i$, by Con. A.1(i), there is some $j \in I'$ with $Q_i \subseteq Q_j$ and $R_j \in P(e)$, so there is at least one region in $P(e)$ that does not intersect Q_i .

($ii \Rightarrow i$) By definition, each language in the traversal scheme of a sprawl is the traversal repertoire of some signed hyperdigraph (Con. 2.2.1, Alg. 2.2.2 and Def. 2.2.3), and therefore an actual traversal repertoire (Theorem 2.1.5). Extending some query Q_i to some superset Q_j will never cause Con. 2.2.1 to

remove positive edges or add negative ones, and so any traversal present in \mathcal{L}_i must still be present in \mathcal{L}_j , satisfying Axiom T₅, making $\langle\langle V, \mathcal{L}_i \rangle\rangle_{i \in I}$ a monotone traversal scheme. \square

2.3.10 Observation. Given a sprawl $\langle V, E, P, N \rangle$ and an atomistic workload, let v be any node and let $\{e_1, \dots, e_k\}$ be the edges with $\text{tgt}(e_i) = v$. If res is a responsibility assignment, then for any $e := e_i$ and $R \in P(e), R' \in N(e)$:

- [L₁] $\text{res}(e) \subseteq R$;
- [L₂] $\text{res}(v) \subseteq R'$;
- [L₃] $\text{res}(v) \subseteq \text{res}(e_1) \cup \dots \cup \text{res}(e_k)$.

If the sprawl is *acyclic* and every node is the target of *at least one edge*, then axioms L₁ to L₃, using the shorthand (2.1), are necessary *and sufficient* conditions for any relation $\text{res} \subseteq E \times V$ to be a responsibility assignment.

Proof. First, assume that res is a responsibility assignment. For any query $\{u\}$, intersecting R means $u \in R$; thus, by Axiom R₁, there must be a path Π_u where $u \in R$ for every $R \in P(e), e \in \tilde{\Pi}_u$. The responsibilities $\text{res}(e)$ are, by definition, exactly the nodes u for which this situation obtains, and thus Axiom L₁ holds. Any edge e' with target v in such a path Π_u would, by Axiom R₂, have $u \in R'$, for every $R' \in N(e')$. The node v would either be the source of some edge $e \in \tilde{\Pi}_u$ (i.e., $u \in \text{res}(e)$) or the target of the last edge (i.e., $v = u$). The nodes u for which this is the case are, by (2.1), exactly the responsibilities $\text{res}(v)$, and so Axiom L₂ holds. Finally, consider any node $u \in \text{res}(v)$. Whether $u = v$ or not, v must be the target of some edge in Π_u , and so $e_i \in \tilde{\Pi}_u$, for at least one of its incoming edges e_i . This means that $u \in \text{res}(e_i)$, which implies Axiom L₃.

Conversely, assume that the sprawl is acyclic and that every node is the target of at least one edge, and consider any relation $\text{res} \subseteq E \times V$ satisfying axioms L₁ to L₃, using the shorthand from (2.1). Let u be any node and Q be any query, with $u \in Q$. We can now show that there is a hyperpath Π_v satisfying axioms R₁ and R₂ from \emptyset to any node $v \in V$ for which $u \in \text{res}(v)$, with $u = v$ being the special case we care about. Because the sprawl is acyclic, we may order the nodes v_1, \dots, v_n so that if $v_i = \text{tgt}(e)$ and $v_j \in \text{src}(e)$, then $j < i$, for any edge e with at least one positive region. We proceed by induction on i . By Axiom L₃ there is at least one edge e with $\text{tgt}(e) = v$ and $u \in \text{res}(e)$, and thereby, by Axiom L₁, $u \in R$, for each $R \in P(e)$.³³ By assumption, we already have the requisite paths to each node in $\text{src}(e)$, and so we have established Axiom R₁. All that remains in order to establish Axiom R₂ is to consider any edges e' with $\text{tgt}(e') = v$. For any region $R' \in N(e')$, Axiom L₂ tells us $u \in R'$, which yields the desired result. \square

B Additional Remarks

1.2.8 Remark. A *greedoid* is a non-empty, simple, hereditary language $\langle V, \mathcal{L} \rangle$ that satisfies the following *greedoid exchange property*, for all $\alpha, \beta \in V^*$ [38]:

- [G₁] If $\alpha, \beta \in \mathcal{L}$ and $|\alpha| > |\beta|$ then $\beta x \in \mathcal{L}$ for some $x \in \tilde{\alpha}$.

Interval greedoids satisfy the interval property $[T_4]$, and are thus exactly the traversal repertoires that satisfy the greedoid exchange property $[G_1]$.³⁴ It is not hard to verify that if Axiom T_4 is strengthened by removing the upper bound ωx , the resulting traversal repertoires satisfy the following *stronger* property:

[U₁] If $\alpha, \beta \in \mathcal{L}$ and $\tilde{\alpha} \not\subseteq \tilde{\beta}$ then $\beta x \in \mathcal{L}$ for some $x \in \tilde{\alpha}$.

These are precisely the so-called *upper interval greedoids*, or *antimatroids*,³⁵ and they represent traversals without elimination, such as the graph traversal of Ex. 1.2.9 [cf. 38, III.2.11]. If the lower bound αx is removed instead, we get traversals without discovery, where reachable nodes are available initially, but may be eliminated. (These might *not* be *lower interval greedoids*, i.e., *matroids*.)

2.1.3 Remark. Alg. 2.1.1 may be seen as an application of the generalized forward chaining construction of Marek, Nerode, and Remmel [45] to the following general logic program, built from the hypergraph $\langle V, E \rangle$:

$$\begin{aligned} \tau_v &\leftarrow \alpha_v, \neg\omega_v && \text{for all } v \in V; && (*) \\ \alpha_v &\leftarrow \langle \tau_u : u \in \text{src } e \rangle && \text{for all positive } e \in E \text{ where } v = \text{tgt } e; \\ \omega_v &\leftarrow \langle \tau_u : u \in \text{src } e \rangle, \neg\tau_v && \text{for all negative } e \in E \text{ where } v = \text{tgt } e. && (\dagger) \end{aligned}$$

The variables τ_v , α_v and ω_v indicate that v has been traversed, discovered and eliminated, respectively.³⁶ The required well-ordering of the non-monotonic (i.e., non-Horn) clauses [45, §3.1] would place all elimination rules (\dagger) first, and then order the traversal rules $(*)$ by the traversal heuristic. In the absence of negative edges, we may simply use a definite logic program of Horn clauses such as $\tau_v \leftarrow \langle \tau_u : u \in \text{src } e \rangle$, where $v = \text{tgt } e$, resulting in ordinary forward chaining [19, §6.4.2]. This is equivalent to ordinary digraph or hyperdigraph traversal, under the hyperpath definition of, e.g., Ausiello et al. [3].

2.1.6 Remark. As mentioned in Rem. 1.2.8, if our repertoire features only discovery, it is in fact an antimatroid. The hyperdigraph resulting from Con. 2.1.4 will then have only positive edges, and the source sets correspond exactly to the *alternative precedence constraints* of these targets, as used in one of several equivalent definitions of antimatroids [38, Thm. 1.4].

C Auxiliary Definitions

C.1 Directed Hypergraphs

C.1.1 Definition. A *directed hypergraph* or *hyperdigraph* is a generalization of a directed graph, where each edge may have multiple sources. Specifically a directed hypergraph $\langle V, E \rangle$ consists of a finite, nonempty set V of *nodes* and a finite set E of edges with *sources* $\text{src}(e) \subseteq V$ and *target* $\text{tgt}(e) \in V$. A *signed hyperdigraph* $\langle V, E, \sigma \rangle$ consists of a hyperdigraph $\langle V, E \rangle$ and a sign function $\sigma : E \rightarrow \{-1, +1\}$. An edge $e \in E$ is said to be *positive* (resp., *negative*) if $\sigma(e)$ is positive (resp., negative). To indicate that $S = \text{src}(e)$ and $t = \text{tgt}(e)$, we may use the shorthand $e : S \rightarrow t$. If we need not name the edge, we write $S \rightarrow t$. Note, however, that we may have $e_1, e_2 : S \rightarrow t$ with $e_1 \neq e_2$.

C.1.2 Definition. The target of a sourceless positive edge is called a *root node* or simply a *root*. A hyperdigraph may be specified by giving a set V of nodes, a set E of edges, and a set $V_0 \subseteq V$ of roots. Each root $v_i \in V_0$ implicitly defines a sourceless edge $e_i \notin E$ with $\text{tgt}(e_i) := v_i$, and the hyperdigraph thus specified is $\langle V, E \cup \{e_i : v_i \in V_0\} \rangle$.

C.1.3 Definition. Given a signed hyperdigraph $\langle V, E \rangle$, a *directed hyperpath* or simply *path* from $S \subseteq V$ to $t \in V$ is a set $\tilde{\Pi} \subseteq E$ that may be ordered into a sequence $\Pi := \langle e_1, \dots, e_k \rangle$ of distinct edges subject to the following, for $i = 1, \dots, k$:

$$[P_1] \text{src}(e_i) \subseteq S \cup \{\text{tgt}(e_j) : j < i\}.$$

$$[P_2] t = \text{tgt}(e_k).$$

$$[P_3] \text{No strict subset of } \tilde{\Pi} \text{ is a path from } S \text{ to } t \text{ in } \langle V, E \rangle.$$

The *node set* of Π is the set of all sources and targets of its edges.

C.1.4 Remark. The previous definition is essentially equivalent to that given by Ausiello, Franciosa, and Frigioni [3], except their requiring $S \neq \emptyset$ and defining the path to be a subhypergraph.

C.1.5 Algorithm. An unsigned hyperdigraph $\langle V, E \rangle$ is *traversed by discovering* and *traversing* nodes, as described in the following. Nodes are *available* if they has been discovered but not traversed. Edges are *active* once their sources have been traversed. The following steps are repeated, starting with the second step in the first iteration:

Step 1. One of the available nodes is selected and traversed.

Step 2. The targets of active edges are discovered.

The steps are repeated as long as there are nodes available. When there are several nodes available in the first step, the choice is made using a *traversal heuristic*.

In a practical implementation, available nodes will typically be kept in a priority queue, with the traversal heuristic defining the priority. Activation of edges can be handled efficiently by tracking their number of traversed sources. Any such state information could be reset between traversals in constant time without increasing asymptotic space usage [see, e.g., 50]. The priority of a node may be updated, for example, whenever it is rediscovered in the first step.

C.1.6 Remark. The version of hyperdigraph traversal described in Alg. C.1.5 does not take a set of starting nodes as a parameter. If it did, these would simply be available from the beginning, i.e., added to the priority queue before the main loop. This behavior may be emulated, however, by treating the starting nodes as roots (cf. Def. C.1.2), and traversing the resulting hyperdigraph.

C.1.7 Example. Directed graphs correspond to the special case where each edge has exactly one source. The signed hyperdigraph traversal described in Alg. C.1.5 corresponds to ordinary graph traversal in this case.

C.2 Basic Model Theory

C.2.1 Definition. A *signature* is a set Σ of *function* and *relation symbols*, each with non-negative *arity*. A Σ -*structure* has the following data:

- (i) A non-empty set $A := \text{dom } \mathfrak{A}$, known as the *domain* of \mathfrak{A} ; and
- (ii) A family $\langle S^{\mathfrak{A}} \rangle_{S \in \Sigma}$ of functions and relations on A .

These data obey the following axioms:

- [S₁] $S^{\mathfrak{A}} : A^n \rightarrow A$ if S is an n -ary function symbol; and
- [S₂] $S^{\mathfrak{A}} \subseteq A^n$ if S is an n -ary relation symbol.

We refer to $S^{\mathfrak{A}}$ as the \mathfrak{A} -*interpretation* of S .

C.2.2 Remarks. (a) It is common to permit only arities $n \geq 1$, and to have a separate class of *constants* S , with $S^{\mathfrak{A}} \in A$. Nullary function symbols essentially correspond to such constants [62], and nullary relations to truth values [55].

(b) It is possible to define *many-sorted* logical languages and structures, where each term and each argument position is assigned a *sort*, and these correspond to a partition of A [62, p. 5]. Each sort i is also assigned its quantifier \forall_i , but if we introduce a predicate S_i that uniquely picks out the subset of A corresponding to sort i , we may replace any quantification $\forall_i x \varphi(x)$ with $\forall x S_i(x) \rightarrow \varphi(x)$, translating many-sorted formulas to equivalent single-sorted ones.³⁷ When transforming a many-sorted structure to a single-sorted one, relations remain intact, but functions must be (arbitrarily) extended so each argument may be drawn from all of A [27, Sect. 4.3]

C.2.3 Definition. We define the *Cartesian product* of structures \mathfrak{A} and \mathfrak{B} as the structure $\mathfrak{A} \times \mathfrak{B}$ with

$$\text{dom}(\mathfrak{A} \times \mathfrak{B}) := (\text{dom } \mathfrak{A}) \times (\text{dom } \mathfrak{B}),$$

where functions and relations act elementwise: $F^{\mathfrak{A} \times \mathfrak{B}}$ produces a pair of the results from $F^{\mathfrak{A}}$ and $F^{\mathfrak{B}}$, and $R^{\mathfrak{A} \times \mathfrak{B}}$ holds iff both $R^{\mathfrak{A}}$ and $R^{\mathfrak{B}}$ do. Powers and products of multiple structures are defined in the obvious manner.

C.2.4 Examples. (a) A partially ordered set P may be seen as a structure \mathfrak{P} with domain P and a single binary relation symbol \leq , representing the partial order relation $\leq^{\mathfrak{P}}$ on P . Let $\mathfrak{M} = \mathfrak{P}^m$. Then $\text{dom } \mathfrak{M}$ consists of m -tuples from $\text{dom } \mathfrak{P}$, and $\langle x_1, \dots, x_m \rangle \leq^{\mathfrak{M}} \langle y_1, \dots, y_m \rangle$ holds iff $x_i \leq^{\mathfrak{P}} y_i$ for $i = 1, \dots, m$.

(b) A *vector space* V over a field F of scalars may be seen as a structure \mathfrak{V} with domain V and signature $\{+, 0\} \cup F$, where the binary function symbol $+$ represents the vector addition $+^{\mathfrak{V}}$, the constant symbol 0 represents the vector space origin $0^{\mathfrak{V}}$, and each $a \in F$ is used as a unary function symbol representing the operation $a^{\mathfrak{V}} : V \rightarrow V$ of scalar multiplication by a .

C.2.5 Definition. A string constructed using Σ along with variables, quantifiers and Boolean operators, respecting arities and the syntax of first-order logic, is called a *formula*. A formula whose variables are all bound by quantifiers (i.e., one without *free variables*) is a *sentence*. Such a sentence φ is interpreted

recursively in a structure \mathfrak{A} of signature Σ , by treating each non-logical symbol as its \mathfrak{A} -interpretation, and giving the logical symbols their canonical meaning. If the resulting statement is true, we write $\mathfrak{A} \models \varphi$, or say that φ is *true in* \mathfrak{A} .

C.2.6 Example. If \mathfrak{P} represents any poset with order symbol R , then:

$$\mathfrak{P} \models \forall xyz \ R(x, y) \wedge R(y, z) \rightarrow R(x, z)$$

That is, for all $x, y, z \in \text{dom } \mathfrak{A}$, if $\langle x, y \rangle, \langle y, z \rangle \in R^{\mathfrak{P}}$ then $\langle x, z \rangle \in R^{\mathfrak{P}}$.

C.2.7 Remark. Let \mathfrak{A} be a many-sorted structure, and φ a sentence in the corresponding many-sorted language; let \mathfrak{A}^* and φ^* be the corresponding translations, as described in Rem. C.2.2b. Then $\mathfrak{A} \models \varphi$ if and only if $\mathfrak{A}^* \models \varphi^*$.

C.2.8 Definition. For any two structures \mathfrak{A} and \mathfrak{B} with the same signature Σ , a map $f : \mathfrak{A} \rightarrow \mathfrak{B}$ is a function from $\text{dom } \mathfrak{A}$ to $\text{dom } \mathfrak{B}$. A *homomorphism* is a map $f : \mathfrak{A} \rightarrow \mathfrak{B}$ that satisfies the following axioms for all function and relation symbols F and R in Σ , of any arity $n \geq 0$, and all $a_1, \dots, a_n \in \text{dom } \mathfrak{A}$:

$$[H_1] \ R^{\mathfrak{A}}(a_1, \dots, a_n) \Rightarrow R^{\mathfrak{B}}(f(a_1), \dots, f(a_n));$$

$$[H_2] \ f(F^{\mathfrak{A}}(a_1, \dots, a_n)) = F^{\mathfrak{B}}(f(a_1), \dots, f(a_n)).$$

An *embedding* is an injective homomorphism for which H_1 is biconditional, and an *isomorphism* is a surjective (and, consequently, bijective) embedding.

C.2.9 Examples. (a) For posets \mathfrak{P}_0 and \mathfrak{P}_1 , the homomorphisms $f : \mathfrak{P}_0 \rightarrow \mathfrak{P}_1$ are exactly the nondecreasing maps from \mathfrak{P}_0 to \mathfrak{P}_1 .

(b) For vector spaces \mathfrak{V}_0 and \mathfrak{V}_1 , represented as in C.2.4b, the homomorphisms $f : \mathfrak{V}_0 \rightarrow \mathfrak{V}_1$ are exactly the linear maps from \mathfrak{V}_0 to \mathfrak{V}_1 .

(c) For any structure \mathfrak{A} , the diagonal embedding $\Delta_m : \mathfrak{A} \rightarrow \mathfrak{A}^m$ is, as its name implies, an embedding.

C.2.10 Definition. A formula φ with free variables x_1, \dots, x_n is *true of* a_1, \dots, a_n in \mathfrak{A} , written $\mathfrak{A} \models \varphi(a_1, \dots, a_n)$, if φ is true in \mathfrak{A} when each x_i is seen as a name for $a_i \in \mathfrak{A}$. For two structures \mathfrak{A} and \mathfrak{B} with the same signature, a map $f : \mathfrak{A} \rightarrow \mathfrak{B}$ *preserves* a formula φ with n free variables if

$$\mathfrak{A} \models \varphi(a_1, \dots, a_n) \implies \mathfrak{B} \models \varphi(f(a_1), \dots, f(a_n)),$$

for all $a_1, \dots, a_n \in \mathfrak{A}$. If φ has $n + 1$ free variables, then, given n parameters $b_i \in \mathfrak{A}$, we write $\varphi(\mathfrak{A}, b_1, \dots, b_n)$ for the set $\{a \in \text{dom } \mathfrak{A} : \mathfrak{A} \models \varphi(a, b_1, \dots, b_n)\}$.

C.2.11 Definition. Formulas are *existential* if they combine quantifier-free formulas using \wedge , \vee and \exists . They are *positive* if they do not contain negation (or, by extension, implication). A *basic Horn formula* has the form $\varphi_1 \wedge \dots \wedge \varphi_n \rightarrow \psi$, where each φ_i is an atomic formula (i.e., without logical operators) and ψ is either an atomic formula or \perp (false). A *Horn formula* is built from basic Horn formulas using \wedge , \exists and \forall .

Notes

1. The etymology of the new terms is straightforward. In existing usage, *sprawl* can mean (i) an aggregation or network of regions, as in an *urban sprawl*, or (ii) to spread in a rambling and irregular way, while *ambit* is another word for *extent*, *reach*, or *sphere of influence*.
2. The figure simplifies things, by having a one-to-one correspondence between regions and hyperedges. In general, each hyperedge could have multiple regions, though in many cases this would not be necessary (cf. Rem. 2.3.12).
3. The figure simplifies things, by having a one-to-one correspondence between regions and hyperedges. In general, each hyperedge could have multiple regions, though in many cases this would not be necessary (cf. Rem. 2.3.12).
4. In some rare cases, one may be able to deduce relevance without explicit examination, but the performance gains this provides are generally quite modest.
5. In other words, Alg. 2.2.2 and Alg. 2.0.2 are descriptions of the same algorithm.
6. That is, $|P(e)| = 1$ for positive edges and $|N(e)| = 1$ for negative edges
7. Some definitions of directed hypergraphs do permit multiple targets; the *sprawl* definition could easily have been rewritten to accommodate that, or to use a bipartite digraph of nodes and signed regions.
8. Edges with the same sources and target may be identified, so the resulting dihypergraph will have a finite number of edges, even if the workload is infinite.
9. For notational convenience, I use φ and the literals as names also of the nodes in the *sprawl*.
10. Note that it does not matter to the truth value if some of the roots are traversed *after* φ .
11. For irresponsible *sprawls*, this is no longer the case, as traversing a node may trigger an elimination that in turn is instrumental in preventing *another* elimination.
12. This meaning of the term “radiant” is taken from Maxwell [46].
13. The triangle inequality may be derived from ball overlap and vice versa.
14. For quasimetric spaces, the balls should have opposite direction. The triangle inequality immediately implies Eq. (3.3), but the converse also holds: For any u , let $r = \delta(p, u)$ and $s = \delta(u, q)$, and triangularity follows.
15. Note that for the existing regions emulated in Sect. 3.2, overlap checks with ball queries will *not* add any false positives, as all defining hyperplanes are axis-orthogonal.
16. In older text on weighted polyellipses, the weight is also referred to as the *power* of the focus.
17. One notable exception is Uhlmann [63], who briefly discusses half-plane queries.
18. Note that in some existing methods, the complemented ball is defined by a strict inequality.
19. As originally described, one of the components of a cut region is a ball. This corresponds to dropping the last row of the coefficient matrix.
20. The feature polyhedra of these regions are all axis-orthogonal, so checking one facet at a time will *not* produce additional false positives.
21. The worst case is $f_{m-1}(C_m(n)) = \binom{n - \lceil m/2 \rceil}{\lfloor m/2 \rfloor} + \binom{n-1 - \lceil (m-1)/2 \rceil}{\lfloor (m-1)/2 \rfloor}$ facets [70, p. 25 & § 8.4].
22. For example, Bustos, Navarro, and Chávez [11] use the same heuristic for pivot selection.
23. A weight of zero eliminates the focus, so only positive weights will actually be used.
24. A focus will usually not be a responsibility, so we could even assume $X > 0$.
25. For more on parameterization, see, e.g., the book by Cygan et al. [20].
26. For more on approximation, see, e.g., the book by Williamson and Shmoys [65].
27. For example, using Chazelle’s soft heaps [16], or the classic algorithm of Blum et al. [7].
28. See, e.g., Theorem 7.2.1 of Kuczma [40]. He discusses concave and convex functions in particular, but the results generalize.
29. For non-distance arguments, f may simply act as the identity.
30. $f(x_1, x_2) := x_1 x_2 / (x_1 + x_2 - x_1 x_2)$ with $x_i \in [0, 1]$ and $f(0, 0) := 0$.
31. We might also use a relation not named in our signature, as long as it’s defined on \mathfrak{B} .
32. We have $a_0 \approx_{\mathfrak{A}} F^{\mathfrak{A}}(a) \Rightarrow f(a_0) \approx_{\mathfrak{B}} f(F^{\mathfrak{A}}(a)) \approx_{\mathfrak{B}} F^{\mathfrak{B}}(fa) \Rightarrow f(a_0) \approx_{\mathfrak{B}} F^{\mathfrak{B}}(fa)$, where a is the tuple $\langle a_1, \dots, a_n \rangle$ and fa is the standard shorthand for $\langle f(a_1), \dots, f(a_n) \rangle$.
33. Note that there may be no such regions, which is perfectly fine.

34. Korte, Lovász, and Schrader [38] include non-emptiness in their definition of heredity [p. 5]. They also explicitly include every prefix in the heredity axiom, i.e., $\alpha\beta \in \mathcal{L} \Rightarrow \alpha \in \mathcal{L}$, which is equivalent to my Axiom T₃. Finally, they define the interval property only for families of sets [p. 48], but my axiom coincides with theirs when applied to greedoids. The proof is quite straightforward using Lemma I.1.1 of Korte et al.
35. Some definitions of antimatroids also require them to be *normal*, i.e., that every element in V occur in some sequence in \mathcal{L} .
36. More precisely, ω_v means that v has been eliminated *in time to prevent traversal*. Without this proviso, some eliminations would be forbidden by the forward chaining construction, because they would contradict previous traversals.
37. The common definition is used for existential quantification, i.e., $\exists x \varphi(x) = \neg \forall x \neg \varphi(x)$; the single-sorted translation becomes $\exists x S_i(x) \wedge \varphi(x)$.

References

- [1] A. V. Aho, J. E. Hopcroft, and J. D. Ullman. “The Design and Analysis of Computer Algorithms”. *Addison-Wesley* (1974).
- [2] S. Arora, E. Hazan, and S. Kale. “The Multiplicative Weights Update Method: A Meta-Algorithm and Applications”. *Theory of Computing* 8 (2012).
- [3] G. Ausiello, P. G. Franciosa, and D. Frigioni. “Directed hypergraphs: Problems, Algorithmic Results, and a Novel Decremental Approach”. *Theoretical Computer Science*. Vol. 2202. Lecture Notes in Computer Science. Springer, 2001, pp. 312–328.
- [4] R. Bayer and E. McCreight. “Organization and maintenance of large ordered indexes”. *Acta Informatica* 1.3 (1972), pp. 173–189.
- [5] P. Berkhin. “A survey of clustering data mining techniques”. *Grouping Multidimensional Data*. Springer, 2006, pp. 25–71.
- [6] J. F. Blinn. “A Generalization of Algebraic Surface Drawing”. *ACM Trans. Graph.* 1.3 (1982), pp. 235–256.
- [7] M. Blum et al. “Time bounds for selection”. *Journal of Computer and System Sciences* 7.4 (1973), pp. 448–461.
- [8] J. Borsík and J. Doboš. “On a Product of Metric Spaces”. *Mathematica Slovaca* 31.2 (1981), pp. 193–205.
- [9] S. Brin. “Near Neighbor Search in Large Metric Spaces”. *Proceedings of 21th International Conference on Very Large Data Bases*. Ed. by U. Dayal, P. M. D. Gray, and S. Nishio. Morgan Kaufmann, 1995, pp. 574–584.
- [10] E. Bugnion et al. “Approximate multiple string matching using spatial indexes”. *Proceedings of the 1st South American Workshop on String Processing*. 1993, pp. 43–54.
- [11] B. Bustos, G. Navarro, and E. Chávez. “Pivot Selection Techniques for Proximity Searching in Metric Spaces”. *Pattern Recognition Letters* 24.14 (2003), pp. 2357–2366.
- [12] G. Cantor. “De la puissance des ensembles parfaits de points”. *Acta Mathematica* 4.1 (1884), pp. 381–392.
- [13] E. Chávez, J. L. Marroquín, and R. Baeza-Yates. “Spaghettis: An Array Based Algorithm for Similarity Queries in Metric Spaces”. *Proceedings of the String Processing and Information Retrieval Symposium & International Workshop on Groupware (SPIRE)*. IEEE Computer Society, 1999, pp. 38–46.
- [14] E. Chávez et al. “Searching in metric spaces”. *ACM Computing Surveys* 33.3 (2001), pp. 273–321.
- [15] B. Chazelle. “An optimal convex hull algorithm in any fixed dimension”. *Discrete & Computational Geometry* 10.4 (1993), pp. 377–409.
- [16] B. Chazelle. “The soft heap: An approximate priority queue with optimal error rate”. *Journal of the ACM (JACM)* 47.6 (2000), pp. 1012–1027.
- [17] G. Conant. *Extending partial isometries of generalized metric spaces*. 2016. arXiv: 1509.04950v3 [math.LO].

- [18] P. Corazza. “Introduction to Metric-Preserving Functions”. *The American Mathematical Monthly* 106.4 (1999), pp. 309–323.
- [19] Y. Crama and P. L. Hammer. *Boolean Functions: Theory, Algorithms, and Applications*. Vol. 142. Encyclopedia of Mathematics and its Applications. Cambridge University Press, 2011.
- [20] M. Cygan et al. *Parameterized Algorithms*. Springer, 2015.
- [21] M. M. Deza and E. Deza. *Encyclopedia of Distances*. Springer, 2013.
- [22] J. Doboš. “A survey of metric preserving functions”. *Questions and Answers in General Topology* 13.2 (1995), pp. 129–134.
- [23] J. Doboš. *Metric Preserving Functions*. Štrobffek, 1998.
- [24] V. Dohnal. “An Access Structure for Similarity Search in Metric Spaces”. *EDBT Workshops*. Ed. by W. Lindner et al. Vol. 3268. Lecture Notes In Computer Science. Springer, 2004, pp. 133–143.
- [25] V. Dohnal et al. “Separable Splits of Metric Data Sets”. *Proceedings of the Nono Convegno Nazionale Sistemi Evoluti per Basi di Dati*. 2001.
- [26] O. Edsberg and M. L. Hetland. “Indexing inexact proximity search with distance regression in pivot space”. *Proceedings of the Third International Conference on Similarity Search and Applications*. ACM. 2010, pp. 51–58.
- [27] H. B. Enderton. *A Mathematical Introduction to Logic*. Harcourt Academic Press, 2001.
- [28] A.-D. Filip and A. Petrusel. “Fixed point theorems on spaces endowed with vector-valued metrics”. *Fixed Point Theory and Applications* 2010.1 (2010).
- [29] K. Fujiwara and M. Kapovich. “On quasihomomorphisms with noncommutative targets”. *Geometric and Functional Analysis* (2016), pp. 1–42.
- [30] K. Fukunaga and P. M. Narendra. “A branch and bound algorithm for computing k -nearest neighbors”. *IEEE Transactions on Computers* 100.7 (1975), pp. 750–753.
- [31] G. Gallo, G. Longo, and S. Pallottino. “Directed hypergraphs and applications”. *Discrete Applied Mathematics* 42.2 (1993), pp. 177–201.
- [32] M. R. Garey and D. S. Johnson. *Computers and Intractability: A Guide to the Theory of NP-Completeness*. W. H. Freeman and Company, 1979.
- [33] J. A. Goguen. “L-fuzzy sets”. *Journal of Mathematical Analysis and Applications* 18.1 (1967), pp. 145–174.
- [34] J. M. Hellerstein, J. F. Naughton, and A. Pfeffer. “Generalized Search Trees for Database Systems”. *Proceedings of the 21st International Conference on Very Large Data Bases*. 1995, pp. 562–573.
- [35] G. R. Hjaltason and H. Samet. “Index-driven similarity search in metric spaces”. *ACM Transactions on Database Systems, TODS* 28.4 (2003), pp. 517–580.
- [36] W. Hodges. *Model Theory*. Vol. 42. Encyclopedia of Mathematics and its Applications. Cambridge University Press, 1993.
- [37] I. Kalantari and G. McDonald. “A Data Structure and an Algorithm for the Nearest Point Problem”. *IEEE Transactions on Software Engineering* 9.5 (1983), pp. 631–634.
- [38] B. Korte, L. Lovász, and R. Schrader. *Greedoids*. Vol. 4. Algorithms and Combinatorics. Springer, 1991.
- [39] C. Koufogiannakis and N. E. Young. “A nearly linear-time PTAS for explicit fractional packing and covering linear programs”. *Algorithmica* 70.4 (2014), pp. 648–674.
- [40] M. Kuczma. *An Introduction to the Theory of Functional Equations and Inequalities : Cauchy’s Equation and Jensen’s Inequality*. Second. Birkhäuser, 2009.
- [41] F. W. Lawvere. “Metric spaces, generalized logic, and closed categories”. *Rendiconti del seminario matematico e fisico di Milano* 43.1 (1973), pp. 135–166.
- [42] J. Lokoč and T. Skopal. “On applications of parameterized hyperplane partitioning”. *Proceedings of the Third International Conference on Similarity Search and Applications*. ACM. 2010, pp. 131–132.
- [43] J. Lokoč et al. “On indexing metric spaces using cut-regions”. *Information Systems* 43 (2014), pp. 1–19.

- [44] D. Lowe and D. Broomhead. “Multivariable functional interpolation and adaptive networks”. *Complex Syst* 2 (1988), pp. 321–355.
- [45] V. W. Marek, A. Nerode, and J. B. Remmel. “Logic programs, well-orderings, and forward chaining”. *Annals of Pure and Applied Logic* 96 (1999), pp. 231–276.
- [46] J. C. Maxwell. “On the Description of Oval Curves, and those having a plurality of Foci: with remarks by Professor Forbes”. *Proceedings of the Royal Society of Edinburgh* 2 (1851), pp. 89–91. Comm. by J. Forbes.
- [47] A. C. G. Mennucci. “On asymmetric distances”. *Analysis and Geometry in Metric Spaces* 1 (2013), pp. 200–231.
- [48] L. Micó, J. Oncina, and R. C. Carrasco. “A fast branch & bound nearest neighbour classifier in metric spaces”. *Pattern Recognition Letters* 17.7 (1996), pp. 731–739.
- [49] M. L. Micó, J. Oncina, and E. Vidal. “A new version of the nearest-neighbour approximating and eliminating search algorithm (AESA) with linear preprocessing time and memory requirements”. *Pattern Recognition Letters* 15.1 (1994), pp. 9–17.
- [50] G. Navarro. “Constant-time array initialization in little space”. *Proceedings of the 31st International Conference of the Chilean Computer Science Society*. IEEE CS Press, 2012.
- [51] G. Navarro. “Searching in metric spaces by spatial approximation”. *The VLDB Journal* 11.1 (2002), pp. 28–46.
- [52] G. Navarro and N. Reyes. “Dynamic Spatial Approximation Trees”. *Proceedings of the XXI Conference of the Chilean Computer Science Society*. 2001, pp. 213–222.
- [53] D. Novak, M. Batko, and P. Zezula. “Metric index: An efficient and scalable solution for precise and approximate similarity search”. *Information Systems* 36.4 (2011), pp. 721–733.
- [54] V. Pestov and A. Stojmirović. “Indexing schemes for similarity search: An illustrated paradigm”. *Fundamenta Informaticae* 70.4 (2006), pp. 367–385.
- [55] B. Poizat. *A Course in Model Theory: An Introduction to Contemporary Mathematical Logic*. Springer, 2000.
- [56] E. V. Ruiz. “An algorithm for finding nearest neighbours in (approximately) constant average time”. *Pattern Recognition Letters* 4.3 (1986), pp. 145–157.
- [57] P. V. Sahadevana. “The theory of the eggipse: A new curve with three focal points”. *International Journal of Mathematical Education in Science and Technology* 18.1 (1987), pp. 29–39.
- [58] F. M. Schneider. “Weak homomorphisms between functorial algebras”. *Demonstratio Mathematica* 44.4 (2011), pp. 801–818.
- [59] B. Schweizer and A. Sklar. *Probabilistic Metric Spaces*. Elsevier, 1983.
- [60] T. Skopal. “Pivoting M-tree: A Metric Access Method for Efficient Similarity Search”. *Proceedings of the Annual International Workshop on Databases, Texts, Specifications and Objects*. Ed. by V. Snášel, J. Pokorný, and K. Richta. Vol. 98. Technical University of Aachen, 2004.
- [61] T. Skopal. “Unified framework for fast exact and approximate search in dissimilarity spaces”. *ACM Transactions on Database Systems (TODS)* 32.4 (2007), p. 29.
- [62] K. Tent and M. Ziegler. *A Course in Model Theory*. Cambridge University Press, 2012.
- [63] J. K. Uhlmann. “Metric trees”. *Applied Mathematics Letters* 4.5 (1991), pp. 61–62.
- [64] J. K. Uhlmann. “Satisfying general proximity/similarity queries with metric trees”. *Information Processing Letters* 40.4 (1991), pp. 175–179.
- [65] D. P. Williamson and D. B. Shmoys. *The Design of Approximation Algorithms*. Cambridge University Press, 2011.
- [66] D. Xu and Y. Tian. “A Comprehensive Survey of Clustering Algorithms”. *Annals of Data Science* 2.2 (2015), pp. 165–193.
- [67] P. N. Yianilos. *Excluded Middle Vantage Point Forests for Nearest Neighbor Search*. Tech. rep. NEC Research Institute, 1999.

- [68] P. Zezula, P. Ciaccia, and F. Rabitti. *M-tree: A Dynamic Index for Similarity Queries in Multimedia Databases*. Technical Report 7. HERMES ESPRIT LTR Project, 1996.
- [69] P. Zezula et al. *Similarity Search: The Metric Space Approach*. Springer, 2006.
- [70] G. M. Ziegler. *Lectures on Polytopes*. Vol. 152. Graduate Texts in Mathematics. Springer, 1995.
- [71] H.-J. Zimmermann. *Fuzzy set theory and its applications*. Springer, 2001.