

Hard but Robust, Easy but Sensitive: How Encoder and Decoder Perform in Neural Machine Translation

Tianyu He^{*1}, Xu Tan² and Tao Qin²

¹University of Science and Technology of China

²Microsoft Research

hetianyu@mail.ustc.edu.cn, {xuta, taoqin}@microsoft.com

Abstract

Neural machine translation (NMT) typically adopts the encoder-decoder framework. A good understanding of the characteristics and functionalities of the encoder and decoder can help to explain the pros and cons of the framework, and design better models for NMT. In this work, we conduct an empirical study on the encoder and the decoder in NMT, taking Transformer as an example. We find that 1) the decoder handles an easier task than the encoder in NMT, 2) the decoder is more sensitive to the input noise than the encoder, and 3) the preceding words/tokens in the decoder provide strong conditional information, which accounts for the two observations above. We hope those observations can shed light on the characteristics of the encoder and decoder and inspire future research on NMT.

1 Introduction

The encoder-decoder based framework (Sutskever et al., 2014; Bahdanau et al., 2015; Luong et al., 2015) is the dominant approach for neural machine translation (NMT) (Vaswani et al., 2017; Hassan et al., 2018). Although the encoder and decoder usually adopt the same model structure (RNN (Wu et al., 2016), CNN (Gehring et al., 2017) or self-attention (Vaswani et al., 2017; He et al., 2018)) and the same number of layers, they perform different functionalities: the encoder extracts the hidden representations of the source sentence, and the decoder generates target tokens conditioned on the source hidden representations as well as the previous generated tokens.

While most existing works focus on the design and improvement of encoder-decoder framework for NMT (Kaiser et al., 2018; Gehring et al., 2017; Vaswani et al., 2017; Dehghani et al., 2019) as well as its detailed analyses (Ding et al., 2017;

Ghader and Monz, 2017; Domhan, 2018; Tang et al., 2018), few works concentrate on the characteristics and functionalities of the encoder and the decoder, which are valuable to understand this popular framework and improve its performance in NMT. Therefore, in this paper, we conduct a study and aim to understand the characteristics of the encoder and the decoder in NMT. We observe some interesting phenomena:

- The decoder handles an easier task than the encoder. 1) We find that adding more layers to the encoder achieves larger improvements than adding more layers to the decoder. 2) We also compare the training time of the encoder and decoder by fixing the parameters of a well-trained decoder (encoder), and just update the parameters of the encoder (decoder). We found that the decoder converges faster than the encoder. These two results suggest that the decoder handles an easier task than the encoder in NMT.
- The decoder is more sensitive to the input noise than the encoder. We randomly add different level of noise to the input of the encoder and decoder respectively during inference, and find that adding noise to the input of the decoder leads to better accuracy drop than that of the encoder.
- We further analyze why the decoder is more sensitive by masking the previous tokens, and comparing autoregressive NMT with the non-autoregressive counterpart. We find that the preceding tokens in the decoder provide strong conditional information, which partially explain the previous two observations on the decoder.

We believe our studies on the different characteristics of the encoder and decoder will inspire the

* The work was conducted at Microsoft Research Asia.

following research on the encoder-decoder framework as well as improve the performance on NMT and other encoder-decoder based tasks.

2 Related Work

In this section, we mainly review the work on the analysis of encoder-decoder framework in the field of NMT. [Ding et al. \(2017\)](#) analyzed how NMT works based on the encoder-decoder framework and explained the translation errors with the proposed layer-wise relevance propagation. [Belinkov et al. \(2017\)](#) focused on the representation of different layers of the encoder in NMT. [Belinkov and Bisk \(2018\)](#) concluded that NMT systems are brittle. In the view of attention mechanism, [Ghader and Monz \(2017\)](#) studied the encoder-decoder attention and provided detailed analysis of what is being learned by the attention mechanism in NMT model. [Song et al. \(2018\)](#) studied the effectiveness of hybrid attention in neural machine translation. [Shen et al. \(2018\)](#) introduced dense connection in encoder-decoder attention. [Tang et al. \(2018\)](#) analyzed the encoder-decoder attention mechanisms in the case of word sense disambiguation. For model architecture, [Britz et al. \(2017\)](#) provided early study on RNN-based architectural hyperparameters. [Song et al. \(2019\)](#) proposed to pre-train the encoder-attention-decoder framework jointly. [Domhan \(2018\)](#) conducted fine-grained analyses on various modules and made comparisons between RNN, CNN and self-attention. While the works above provide a better understanding of NMT model from the perspective of attention mechanism, network architecture and language modeling, few of them focus on the comparison of the characteristics for the encoder and the decoder in NMT. This is exactly what we focus in this paper.

3 Hard for Encoder, Easy for Decoder

In general, the encoder and decoder perform different functionalities in an NMT model. In this section, we compare the characteristics between the encoder and decoder by analyzing the difficulty of the corresponding task they handle in NMT. We investigate the task difficulty by comparing the training effort of the encoder and decoder from two perspectives: the number of layers and the convergence speed for the encoder and decoder respectively.

We train the Transformer ([Vaswani et al.,](#)

[2017](#))¹ on IWSLT14 German \leftrightarrow English (De \leftrightarrow En) and Romanian \leftrightarrow English (Ro \leftrightarrow En) translation. The translation quality is measured by BLEU score. More details on datasets, model configurations and evaluation metrics can be found in the supplementary materials (Section 1.1).

3.1 Deeper Encoder Brings More Gains Than Deeper Decoder

We vary the number of layers for the encoder and decoder respectively, to investigate which can achieve more gains with deeper layers. Deeper encoder (decoder) with more gains can indicate the task that encoder (decoder) handles needs more representation capability, which is harder to learn.

We consider two different strategies when varying the number of layers: 1) increasing the number of layers for the encoder and decoder respectively based on a baseline model with a 2-layer encoder and a 2-layer decoder; 2) adjusting the number of layers for the encoder and decoder under the constraint that the total number of layers for encoder and decoder is fixed (totally 12 layers in our experiments).

The results are demonstrated in [Figure 1a](#) and [1b](#). We have two observations: 1) adding more layers to the encoder brings more gain than the decoder ([Figure 1a](#)); 2) the model with a shallow encoder typically performs worse than the model with a shallow decoder ([Figure 1b](#)).

3.2 Encoder Converges Slower than Decoder

We further investigate the difficulty of the task for the encoder and decoder by comparing their convergence speed. Encoder (decoder) that needs more training time indicates the task that encoder (decoder) handles is more difficult.

We evaluate the convergence speed for the encoder by initializing the model with the parameters of a well-trained decoder and fixing them during training, and initializing other components with random variables. We follow the opposite practice when evaluating the convergence speed for the decoder. We show the BLEU scores along the training process on all the four datasets in [Figure 1c](#), which demonstrates that the decoder converges faster than the encoder.

¹We choose Transformer as the basic model structure since it achieves the state-of-the-art performance and becomes the most popular structure for recent NMT research.

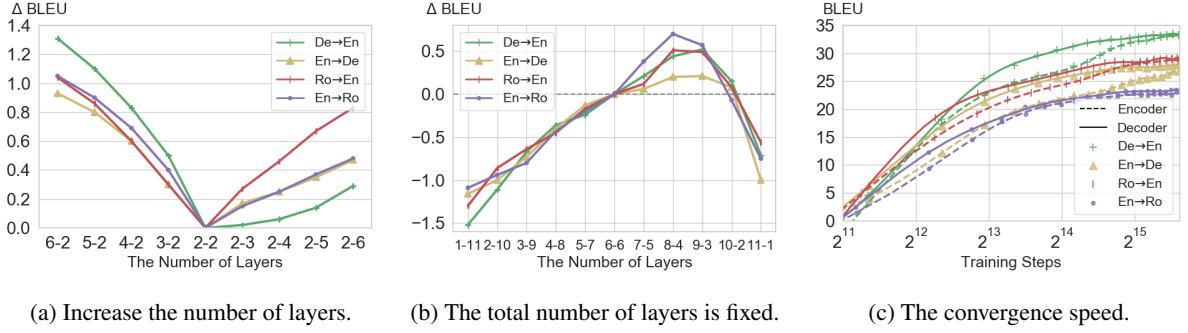


Figure 1: Experimental results for analyzing the training effort for the encoder and decoder. X-axes in Figure 1a and 1b indicate the number of layers for encoder and decoder respectively (Encoder-Decoder). Y-axes in Figure 1a and 1b indicate the delta BLEU to the 2-2 layer model (Figure 1a) and the 6-6 layer model (Figure 1b).

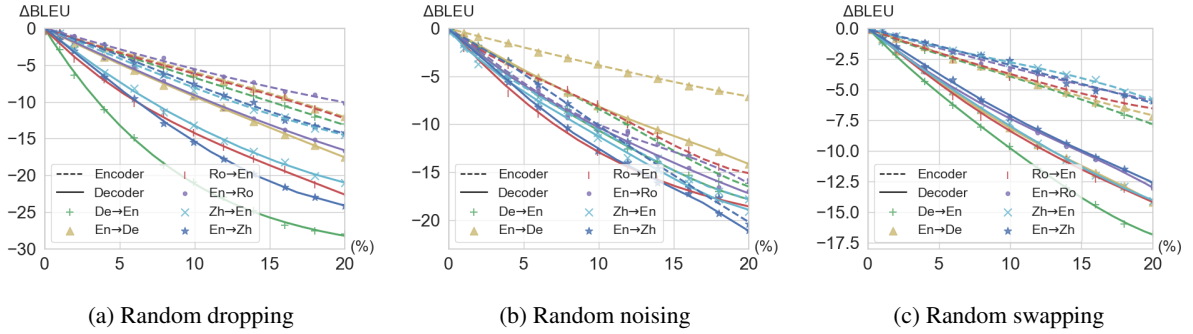


Figure 2: The accuracy drop (compared to the model with no input noise) when adding noise to the input tokens of the encoder and decoder. X-axis indicates the perturbation rate (%), i.e., the ratio of tokens being perturbed by noise.

Discussion From the analyses in the last two subsections, it can be seen that increasing the layer of encoder brings more gains than increasing the layer of the decoder, and encoder needs more training time than the decoder, which demonstrate that the encoder of the NMT model handles a more difficult task than the decoder.

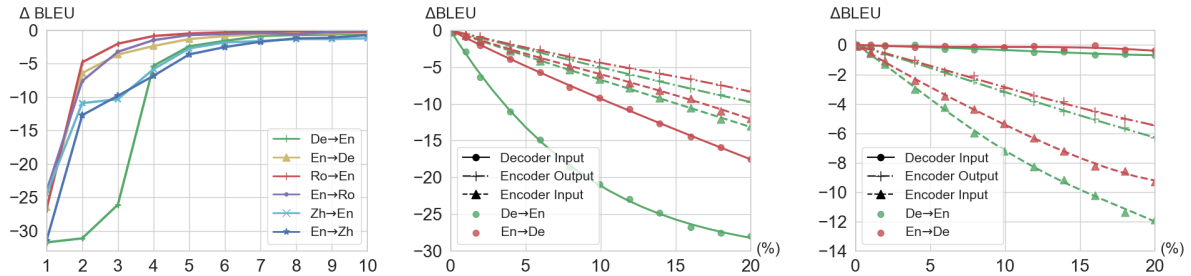
4 Robust Encoder, Sensitive Decoder

In this section, we compare the characteristics between the encoder and decoder by analyzing their robustness according to the input noise in the inference phase. We simulate the input noise with three typical operations (Artetxe et al., 2018; Lample et al., 2018): 1) random dropping: we randomly drop the input tokens of encoder and decoder respectively with different drop rates; 2) random noising: we randomly select tokens and replace its embedding with random noise; 3) random swapping: we randomly reverse the order for the adjacent tokens. The decoder in NMT model typically generates the current token one-by-one conditioned on the previous generated tokens, which suffers from error propagation (Bengio et al., 2015): if a token is incorrectly predicted

by the decoder, it will affect the prediction of the following tokens. Adding input noise to the decoder will further enhance the effect of error propagation, and thus influence our analysis. To eliminate the influence of error propagation, we apply teacher forcing (Williams and Zipser, 1989) in the inference phase by feeding the previous ground-truth target tokens instead of the previously generated target tokens, following Wu et al. (2018).

We evaluate our model on IWSLT14 $De \leftrightarrow En$, IWSLT14 $Ro \leftrightarrow En$ and WMT17 Chinese \leftrightarrow English ($Zh \leftrightarrow En$) translation tasks. More details on experimental configurations are described in supplementary materials (Section 1.2). The results are demonstrated in Figure 2. It can be seen that as the perturbation rate increases, adding different types of noise to the decoder input consistently achieves lower translation quality than adding noise to the encoder input.

Discussion The consistent observations above suggest that the decoder is much more sensitive to the input noise than the encoder. Intuitively, the encoder aims at extracting abstract representations of the source sentence instead of depending



(a) The translation quality sharply declines when dropping nearby tokens. (b) Randomly drop tokens from the three places for autoregressive NMT. (c) Randomly drop tokens from the three places for non-autoregressive NMT.

Figure 3: Further analyses on characteristics of the encoder and decoder. X-axis in Figure 3a indicates the distance between the dropped token and the current predicted token. X-axes in Figure 3b and 3c indicate the perturbation rate (%). See text for the detailed description.

on certain input tokens for prediction as the decoder does, demonstrating that the encoder is more robust than the decoder.

5 Further Analysis

Given the observations in Section 3 and 4, we find that the decoder is more sensitive to the input tokens compared with the encoder, and the task that decoder handles is easier. In this section, we give an explanation on this phenomenon. More details on experimental configurations are described in supplementary materials (Section 1.3). Besides, we also investigate which kind of input tokens the encoder and decoder are more sensitive to, from the perspective of Part-Of-Speech (POS), and show the results in the supplementary materials (Section 2) due to space limitation.

Why Decoder is Easier and More Sensitive

The decoder in NMT model typically acts as a conditional language model, which generates tokens highly depending on the previous tokens, like the standard language model (Khandelwal et al., 2018). We guess the conditional information (especially the tokens right before the predicted token) is too strong for the decoder. Therefore, we study the impact of the previous tokens as follows.

For each predicted token w_t , where t is the position in the target sentence, we drop its previous token w_{t-n} from the decoder input and watch the performance changes, where $n \in [1, t]$ is the distance between the dropping token and the current predicted token². Note that the experiments are conducted in the inference phase and evaluated with teacher forcing. As shown in Figure 3a, when dropping the token close to the predicted token,

²We drop the same number of tokens for each n .

the accuracy declines more heavily than dropping the token far away, which indicates the decoder depends more on the nearby tokens.

Comparison with Non-Autoregressive NMT

Since an autoregressive decoding process highly depends on previous tokens, we further investigate the characteristics of non-autoregressive decoding in NMT (Gu et al., 2018; Guo et al., 2018), where each target token is generated in parallel, without dependence on previous tokens. We compare the accuracy with different dropping rates for the encoder input, encoder output (the input of the encoder-decoder attention) and decoder input respectively, both for autoregressive NMT and non-autoregressive NMT, and illustrate the results in Figure 3b and 3c. It can be observed that for autoregressive NMT, the model is more sensitive to the decoder input, and then the encoder input, and less sensitive to the encoder output. While for non-autoregressive NMT, the sensitivity is opposite to the autoregressive counterpart: the model is more sensitive to the encoder input, then encoder output, but less sensitive to the decoder input, due to the nature of non-autoregressive NMT that the decoder has to relying more on the source sentence.

6 Conclusions and Future Work

In this paper, we conducted a series of experiments to compare the characteristics of the encoder and decoder in NMT. We found that the decoder handles an easier task than the encoder, and the decoder is more sensitive to the input noise than the encoder. We further investigated why the decoder is more sensitive and the task it handles is easier, by analyzing the dependence of the decoder, and comparing the sensitivity to the input with non-

autoregressive NMT. We hope our analyses inspire future research on NMT.

For future work, we will study the encoder-decoder framework in other machine learning tasks, such as text summarization, question answering and image captioning.

References

- Mikel Artetxe, Gorka Labaka, Eneko Agirre, and Kyunghyun Cho. 2018. Unsupervised neural machine translation. In *International Conference on Learning Representations*.
- Dzmitry Bahdanau, Philemon Brakel, Kelvin Xu, Anirudh Goyal, Ryan Lowe, Joelle Pineau, Aaron Courville, and Yoshua Bengio. 2017. An actor-critic algorithm for sequence prediction. *ICLR*.
- Dzmitry Bahdanau, Kyunghyun Cho, and Yoshua Bengio. 2015. Neural machine translation by jointly learning to align and translate. In *International Conference on Learning Representations*.
- Yonatan Belinkov and Yonatan Bisk. 2018. Synthetic and natural noise both break neural machine translation. In *International Conference on Learning Representations*.
- Yonatan Belinkov, Lluís Màrquez, Hassan Sajjad, Nadir Durrani, Fahim Dalvi, and James Glass. 2017. Evaluating layers of representation in neural machine translation on part-of-speech and semantic tagging tasks. In *Proceedings of the Eighth International Joint Conference on Natural Language Processing (Volume 1: Long Papers)*, volume 1, pages 1–10.
- Samy Bengio, Oriol Vinyals, Navdeep Jaitly, and Noam Shazeer. 2015. Scheduled sampling for sequence prediction with recurrent neural networks. In *Advances in Neural Information Processing Systems*, pages 1171–1179.
- Denny Britz, Anna Goldie, Minh-Thang Luong, and Quoc Le. 2017. Massive exploration of neural machine translation architectures. In *Proceedings of the 2017 Conference on Empirical Methods in Natural Language Processing*, pages 1442–1451.
- Mostafa Dehghani, Stephan Gouws, Oriol Vinyals, Jakob Uszkoreit, and Lukasz Kaiser. 2019. Universal transformers. In *International Conference on Learning Representations*.
- Yanzhuo Ding, Yang Liu, Huanbo Luan, and Maosong Sun. 2017. Visualizing and understanding neural machine translation. In *Proceedings of the 55th Annual Meeting of the Association for Computational Linguistics (Volume 1: Long Papers)*, volume 1, pages 1150–1159.
- Tobias Domhan. 2018. How much attention do you need? a granular analysis of neural machine translation architectures. In *Proceedings of the 56th Annual Meeting of the Association for Computational Linguistics (Volume 1: Long Papers)*, volume 1, pages 1799–1808.
- Sergey Edunov, Myle Ott, Michael Auli, David Grangier, et al. 2018. Classical structured prediction losses for sequence to sequence learning. In *Proceedings of the 2018 Conference of the North American Chapter of the Association for Computational Linguistics: Human Language Technologies, Volume 1 (Long Papers)*, volume 1, pages 355–364.
- Jonas Gehring, Michael Auli, David Grangier, Denis Yarats, and Yann N Dauphin. 2017. Convolutional sequence to sequence learning. In *Proceedings of the 34th International Conference on Machine Learning-Volume 70*, pages 1243–1252. JMLR. org.
- Hamidreza Ghader and Christof Monz. 2017. What does attention in neural machine translation pay attention to? In *Proceedings of the Eighth International Joint Conference on Natural Language Processing (Volume 1: Long Papers)*, volume 1, pages 30–39.
- Jiatao Gu, James Bradbury, Caiming Xiong, Victor OK Li, and Richard Socher. 2017. Non-autoregressive neural machine translation. *arXiv preprint arXiv:1711.02281*.
- Jiatao Gu, James Bradbury, Caiming Xiong, Victor O.K. Li, and Richard Socher. 2018. Non-autoregressive neural machine translation. In *International Conference on Learning Representations*.
- Junliang Guo, Xu Tan, Di He, Tao Qin, Linli Xu, and Tie-Yan Liu. 2018. Non-autoregressive neural machine translation with enhanced decoder input. *arXiv preprint arXiv:1812.09664*.
- Hany Hassan, Anthony Aue, Chang Chen, Vishal Chowdhary, Jonathan Clark, Christian Federmann, Xuedong Huang, Marcin Junczys-Dowmunt, William Lewis, Mu Li, et al. 2018. Achieving human parity on automatic chinese to english news translation. *arXiv preprint arXiv:1803.05567*.
- Tianyu He, Xu Tan, Yingce Xia, Di He, Tao Qin, Zhibo Chen, and Tie-Yan Liu. 2018. Layer-wise coordination between encoder and decoder for neural machine translation. In *Advances in Neural Information Processing Systems*, pages 7944–7954.
- Lukasz Kaiser, Aidan N. Gomez, and Francois Chollet. 2018. Depthwise separable convolutions for neural machine translation. In *International Conference on Learning Representations*.
- Urvashi Khandelwal, He He, Peng Qi, and Dan Jurafsky. 2018. Sharp nearby, fuzzy far away: How neural language models use context. In *Proceedings of the 56th Annual Meeting of the Association for Computational Linguistics (Volume 1: Long Papers)*, volume 1, pages 284–294.

- Guillaume Lample, Alexis Conneau, Ludovic Denoyer, and Marc’Aurelio Ranzato. 2018. Unsupervised machine translation using monolingual corpora only. In *International Conference on Learning Representations*.
- Thang Luong, Hieu Pham, and Christopher D Manning. 2015. Effective approaches to attention-based neural machine translation. In *Proceedings of the 2015 Conference on Empirical Methods in Natural Language Processing*, pages 1412–1421.
- Kishore Papineni, Salim Roukos, Todd Ward, and Wei-Jing Zhu. 2002. Bleu: a method for automatic evaluation of machine translation. In *Proceedings of the 40th annual meeting on association for computational linguistics*, pages 311–318. Association for Computational Linguistics.
- Marc’Aurelio Ranzato, Sumit Chopra, Michael Auli, and Wojciech Zaremba. 2015. Sequence level training with recurrent neural networks. *arXiv preprint arXiv:1511.06732*.
- Rico Sennrich, Barry Haddow, and Alexandra Birch. 2016. Neural machine translation of rare words with subword units. In *Proceedings of the 54th Annual Meeting of the Association for Computational Linguistics (Volume 1: Long Papers)*, volume 1, pages 1715–1725.
- Yanyao Shen, Xu Tan, Di He, Tao Qin, and Tie-Yan Liu. 2018. Dense information flow for neural machine translation. *arXiv preprint arXiv:1806.00722*.
- Kaitao Song, Xu Tan, Tao Qin, Jianfeng Lu, and Tie-Yan Liu. 2019. Mass: Masked sequence to sequence pre-training for language generation. *arXiv preprint arXiv:1905.02450*.
- Kaitao Song, Tan Xu, Furong Peng, and Jianfeng Lu. 2018. Hybrid self-attention network for machine translation. *arXiv preprint arXiv:1811.00253*.
- Ilya Sutskever, Oriol Vinyals, and Quoc V Le. 2014. Sequence to sequence learning with neural networks. In *Advances in neural information processing systems*, pages 3104–3112.
- Gongbo Tang, Rico Sennrich, and Joakim Nivre. 2018. An analysis of attention mechanisms: The case of word sense disambiguation in neural machine translation. In *Proceedings of the Third Conference on Machine Translation*, pages 26–35.
- Ashish Vaswani, Noam Shazeer, Niki Parmar, Jakob Uszkoreit, Llion Jones, Aidan N Gomez, Łukasz Kaiser, and Illia Polosukhin. 2017. Attention is all you need. In *Advances in Neural Information Processing Systems*, pages 5998–6008.
- Ronald J Williams and David Zipser. 1989. A learning algorithm for continually running fully recurrent neural networks. *Neural computation*, 1(2):270–280.
- Lijun Wu, Xu Tan, Di He, Fei Tian, Tao Qin, Jianhuang Lai, and Tie-Yan Liu. 2018. Beyond error propagation in neural machine translation: Characteristics of language also matter. In *Proceedings of the 2018 Conference on Empirical Methods in Natural Language Processing*, pages 3602–3611.
- Yonghui Wu, Mike Schuster, Zhifeng Chen, Quoc V Le, Mohammad Norouzi, Wolfgang Macherey, Maxim Krikun, Yuan Cao, Qin Gao, Klaus Macherey, et al. 2016. Google’s neural machine translation system: Bridging the gap between human and machine translation. *arXiv preprint arXiv:1609.08144*.

A Supplemental Material

A.1 Detailed Experimental Settings

In this section, we give detailed descriptions on all the experimental settings in this work.

A.1.1 Experimental Settings for Section 3

We train the Transformer model (Vaswani et al., 2017)³ with different number of layers on IWSLT14 German↔English (De↔En) translation task and Romanian↔English (Ro↔En) translation task.

Datasets The training sets of IWSLT14 De↔En and IWSLT14 Ro↔En contain 153K and 182K sentence pairs respectively⁴. We use IWSLT14.TED.tst2013 as the validation set and IWSLT14.TED.tst2014 as the test set. For De→En translation, to be consistent with the previous work (Edunov et al., 2018; Ranzato et al., 2015; Bahdanau et al., 2017), we use the same validation and test sets as those used in Edunov et al. (2018), which consists of 7K and 7K sentences respectively, and follow the common practice to lowercase all words. All the datasets are preprocessed into workpieces following Wu et al. (2016).

Model Configurations Our experiments are based on *transformer_small* setting except for the number of layers. The model hidden size, feed-forward hidden size and the number of head are set to 256, 1024 and 4 respectively. We train each model on one NVIDIA GTX1080Ti GPU until convergence and the mini-batch size is fixed as 4096 tokens. We choose the Adam optimizer with

³We choose Transformer as the basic model structure since it achieves the state-of-the-art performance and becomes the most popular structure for recent NMT research.

⁴Data can be found at <https://wit3.fbk.eu/archive/2014-01/texts>

$\beta_1 = 0.9$, $\beta_2 = 0.98$ and $\varepsilon = 10^{-9}$. The learning rate schedule is consistent with Vaswani et al. (2017).

Evaluation We measure our translation quality by tokenized case-sensitive BLEU (Papineni et al., 2002) with `multi-bleu.pl`⁵ for De↔En and `sacreBLEU`⁶ for Ro↔En, which is consistent with previous methods. During inference, we generate target tokens autoregressively and use beam search with `beam = 6` and length penalty $\alpha = 1.1$. Larger BLEU score indicate better translation quality.

Model Adaption We investigate the task difficulty by comparing the training effort of the encoder and decoder from two perspectives in the paper: 1) We vary the number of layers for the encoder and decoder respectively. All models are trained with the same configuration as described before except for the number of layers. 2) For training the encoder side, we initialize the decoder side with the parameters of a well-trained decoder, and initialize other components with random variable. For training decoder side, we follow the opposite operation.

A.1.2 Experimental Settings for Section 4

In Section 4, we do not train models from scratch and only evaluate well-trained models with different kind of perturbation to explore the robustness of the encoder and decoder.

Datasets For IWSLT14 De↔En and IWSLT14 Ro↔En, we use the same validation and test sets as before. For WMT17 Chinese↔English (Zh↔En)⁷, there are 24M sentence pairs for training, 2K for both validation and test set. Sentences are encoded using sub-word types based on Byte-Pair-Encoding (BPE) (Sennrich et al., 2016)⁸, which has 40K BPE tokens for the source vocabulary and 37K BPE tokens for the target vocabulary. We use `newsdev2017` and `newstest2017` as validation and test sets respectively.

Model Configuration For IWSLT14 De↔En and IWSLT14 Ro↔En, we use the same model configurations as before. The number of layers for the encoder and decoder are both fixed

⁵<https://github.com/moses-smt/mosesdecoder/blob/master/scripts/generic/multi-bleu.perl>

⁶<https://github.com/aws-labs/sockeye/tree/master/contrib/sacrebleu>

⁷<http://www.statmt.org/wmt17/translation-task.html>

⁸<https://github.com/rsennrich/subword-nmt>

to 6. For WMT17 Zh↔En translation, we use `transformer_big` setting. The model hidden size, feed-forward hidden size and the number of head are set to 1024, 4096 and 16 respectively. We train the model for Zh↔En on 8 NVIDIA TESLA P40 GPUs until convergence. The optimizer and learning rate schedule is consistent with IWSLT14 translation tasks.

Evaluation For IWSLT14 De↔En and IWSLT14 Ro↔En, we use the same evaluation metrics as before. For WMT17 Zh↔En translation, we calculate the detokenized BLEU score by `sacreBLEU`. As described in the paper, to eliminate the influence of error propagation, we apply teacher forcing (Williams and Zipser, 1989) in the inference phase by feeding the previous ground-truth target tokens instead of the previously generated tokens. Therefore, we just add the noise to the ground-truth target tokens when adding noise to the decoder input. We use greedy inference for all settings and length penalty $\alpha = 1.1$.

Model Adaption For consistency, we use the same well-trained model for each translation task and simulate the input noise with three typical operations to explore the characteristics for the encoder and decoder. In Table 1, we demonstrate the BLEU scores of all the models we used in Section 4 of the paper.

Table 1: The BLEU scores of the models we used on various translation tasks. All models are evaluated with greedy inference and $\alpha = 1.1$. TF indicates the model equipped with teacher forcing. (N) indicates the results from non-autoregressive NMT model.

	Transformer	TF
De→En	32.98	34.79
En→De	27.25	29.95
Ro→En	28.84	29.98
En→Ro	23.10	26.52
Zh→En	23.20	29.10
En→Zh	35.10	38.50
De→En (N)	24.06	-
En→De (N)	16.86	-

A.1.3 Experimental Settings for Section 5

We give an explanation on why decoder is easier and sensitive in Section 5 of the paper. We additionally train a non-autoregressive NMT model for comparison.

Datasets We use the same validation and test sets as before for IWSLT14 translation tasks.

Model Configuration We use the same model configurations as before for autoregressive model. As to non-autoregressive counterpart, we use the same network architecture as in NART (Gu et al., 2017). Both autoregressive and non-autoregressive model are based on *transformer_small* setting and the number of layers for the encoder and decoder are fixed to 6. The model hidden size, feed-forward hidden size and the number of head are set to 256, 1024 and 4 respectively. We train non-autoregressive NMT model on one NVIDIA GTX1080Ti GPU until convergence. The optimizer and learning rate schedule is the same as before.

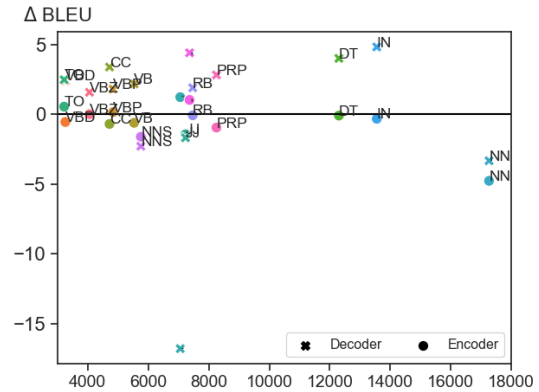
Evaluation We use the same evaluation metrics for autoregressive model and non-autoregressive model. We evaluate both models with greedy inference and $\alpha = 1.1$. The BLEU scores are demonstrated in Table 1.

Model Adaption In section 5 of the paper, we study the importance of previous tokens by dropping the input tokens w_{t-n} for the decoder, where w_t is the current token in target sentence and $n \in [1, t]$ is the distance to the token dropped. We drop the same number of tokens for each n . We also compare the autoregressive model with non-autoregressive counterpart by randomly dropping the tokens from the encoder input, encoder output and decoder input. The dropping operation is consistent with Section 4 of the paper.

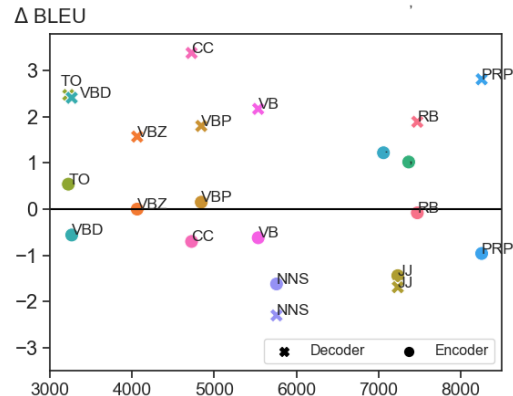
A.2 How POS Influences the Encoder and Decoder

Different kinds of Part-Of-Speech (POS) play different roles in a sentence. For example, nouns typically represents objects and verbs typically conveys actions. To study the impact of POS on the encoder and decoder in NMT, we drop the tokens belongs to each kind of POS and observe the accuracy changes on different kinds of POS.

Due to the definition of POS varies among different languages, we focus on our analysis on English for simplicity and evaluate our trained model on both De→En and En→De for fair comparison, i.e., we drop the input tokens of the encoder for En→De translation, and drop the input tokens of the decoder for De→En translation.



(a) The overall results on main POS types.



(b) Detailed results.

Figure 4: The sensitivity of different kinds of POS for the encoder and the decoder. X-axis represents the number of dropped tokens. Y-axis represents the delta BLEU between dropping different kinds of POS and the null baseline. Negative Δ BLEU score represents that dropping a certain type of POS results in worse accuracy than the null baseline, which indicates the encoder or the decoder is more sensitive to this kind of POS, and vice versa.

We show the results of the popular POS types (the POS that covers more than 3000 tokens in the test set) in Figure 4. Since different POS cover different number of tokens in the test set, the direct comparison between different POS is unfair. We introduce a null baseline by randomly dropping different number of tokens and observe the accuracy changes. Based on this data, we fit the curve between the translation accuracy and the number of dropping tokens. We compare each POS with the null baseline by computing the delta BLEU between the accuracy when dropping this kind of POS and the accuracy when dropping tokens randomly. If the delta BLEU is less than 0 (dropping a certain POS achieves lower BLEU score than the

null baseline), the model is supposed to be more sensitive to this kind of POS.

The results are shown in Figure 4. It can be seen that both the encoder and decoder are more sensitive to noun (NN) and adjective (JJ). However, compared with the encoder, the decoder is less sensitive to preposition (IN), determiner (DT), pronoun (PRP), adverb (RB), verb (VB) and coordinating conjunction (CC) but much more sensitive to EOS, which is used to determine the end of a sentence.