

Orthogonality Sampling Method for the Electromagnetic Inverse Scattering Problem

Isaac Harris*

Dinh-Liem Nguyen[†]

Abstract

This paper is concerned with the electromagnetic inverse scattering problem that aims to determine the location and shape of anisotropic scatterers from far field data (at a fixed frequency). We study the orthogonality sampling method which is a simple, fast and robust imaging method for solving the electromagnetic inverse shape problem. We first provide a theoretical foundation for the sampling method and a resolution analysis of its imaging functional. We then establish an equivalent relation between the orthogonality sampling method and direct sampling method as well as resolution analysis for the latter. The analysis used to justify the Factorization method for the far field operator plays an important role in the justifications. Finally, we present some numerical examples to validate the performance of the sampling methods for anisotropic scatterers in three dimensions.

Keywords. orthogonality sampling method, inverse electromagnetic scattering, direct sampling method, Maxwell's equations, anisotropic media

AMS subject classification. 35R30, 35R09, 65R20

1 Introduction

In this paper, we consider the inverse shape problem that is derived from the time-harmonic electromagnetic scattering of an inhomogeneous anisotropic medium. In many physical applications such as non-destructive testing and medical imaging one wishes to infer the shape and/or material properties of the scatterer from measured electromagnetic data. We assume that the far field measurements are known and we

*Department of Mathematics, Purdue University, West Lafayette, IN 47907; (harri814@purdue.edu)

[†]Department of Mathematics, Kansas State University, Manhattan, KS 66506; (dlnghuyen@ksu.edu)

wish to analyze two sampling methods for recovering the scatterer. Sampling methods generally fall under the category of qualitative (otherwise known as non-iterative or direct) reconstruction techniques. These methods are advantageous to use since they require little a-prior information to implement and are computationally simple. Qualitative methods have been used to solve multiple inverse shape problems as well as parameter identification in electromagnetic scattering (see for e.g. [5, 16] and the references therein). These methods have also been extended to inverse problems in the time domain. In [11] the linear sampling method is applied to an inverse shape problem for heat conduction and in [7] the MUSIC algorithm is studied for recovering small volume scatterers for the time-dependent acoustic scattering problem. Here we rigorously analyze both the orthogonality sampling method (OSM) and direct sampling method (DSM) for recovering a penetrable inhomogeneous anisotropic medium from electromagnetic far field data.

In general, sampling methods allow one to recover the scatterer by connecting the scatterer to the solution of a linear ill-posed equation involving the far field operator. Roughly speaking, the linear sampling method gives that the so-called far field equation $\mathcal{F}g = \phi_{\mathbf{y}_s}$ is only solvable (via a regularization strategy) provided the sampling point is contained in the scatterer. Here the righthand side $\phi_{\mathbf{y}_s}$ is known and depends on the sampling point $\mathbf{y}_s \in \mathbb{R}^3$. This allows one to define an imaging functional that is the reciprocal of the norm of the solution to the far field equation which should only be non-zero as the regularization tends to zero for sampling points in the scatterer. See [5] for the analysis of the linear sampling method for the electromagnetic scattering problem. The Factorization method gives that $\phi_{\mathbf{y}_s}$ is in the range of a positive self-adjoint compact operator defined by the far field operator if and only if the sampling point is in the scatterer. By appealing to Picard's criteria one can derive an imaging functional using the spectral decomposition of the far field operator see [16].

The OSM was first introduced in [21] for the inverse acoustic scattering from sound soft scatterers. Comparing with classical sampling methods the OSM is simpler to implement, can image (small) scatterers with only one incident field, and its stability can be easily justified. However, its mathematical foundation was only partly known. For the Helmholtz equation case, the method was rigorously justified in [21] for small scatterers and in [18] for scatterers with arbitrary shape using multi-static data. It was also proved in [18] that the OSM is equivalent to the DSM studied in this cited paper. Recently, in [10, 17] this DSM was studied in connection to the spectral decomposition of the far field operator. We also refer to [9] for the analysis of a multifrequency OSM. The OSM for Maxwell's equations and its analysis for the case of small scatterers have been recently established in [20]. Motivated by these recent works we study in this paper the OSM for anisotropic Maxwell's equations and provide a theoretical foundation of the method for scatterers with arbitrary shape as well as a resolution analysis for its imaging functional. Furthermore, we establish an equivalent relation between the OSM and the DSM as well as resolution analysis for the latter. The factorization analysis for the far field operator as well as the Funk-Hecke formula play an important role in our

theory. We also provide numerical results for three-dimensional anisotropic scatterers to validate the efficiency of the sampling methods. Finally we want to mention that the DSM in [18] was extended to the electromagnetic case in [1]. This extension relies on the Factorization method analysis in [16] for an isotropic medium and the decay rate of the imaging functional was not established. Another DSM which is related to the OSM was studied in [13] for small electromagnetic scatterers.

We end this section by introducing some basic notations for the paper. Let $\mathcal{O} \subset \mathbb{R}^3$ be a domain (connected and open) with Lipschitz boundary, we indistinctly denote by (\cdot, \cdot) the inner product of $L^2(\mathcal{O})$ or $L^2(\mathcal{O})^3$ and by $\|\cdot\|$ the associated norms. We further denote

$$\begin{aligned} H(\text{curl}, \mathcal{O}) &= \{\mathbf{v} \in L^2(\mathcal{O})^3 : \text{curl } \mathbf{v} \in L^2(\mathcal{O})^3\}, \\ H_{\text{loc}}(\text{curl}, \mathbb{R}^3) &= \{\mathbf{v} : \mathbb{R}^3 \rightarrow \mathbb{C}^3 : \mathbf{v}|_B \in H(\text{curl}, B) \text{ for all ball } B \subset \mathbb{R}^3\}, \end{aligned}$$

where $H(\text{curl}, \mathcal{O})$ is equipped by usual inner product

$$(\cdot, \cdot)_{H(\text{curl}, \mathcal{O})} = (\text{curl } \cdot, \text{curl } \cdot) + (\cdot, \cdot).$$

For the following sections we will study the far field operator corresponding to the time-harmonic electromagnetic scattering of an anisotropic penetrable media. First we will rigorously formulate the direct and inverse problem under consideration. We will then analyze the factorization of the far field operator to validate the OSM and DSM. In our analysis we will show that these sampling methods are equivalent. Lastly, numerical examples are given where we reconstruct bounded anisotropic scatterers in \mathbb{R}^3 using the electromagnetic far field data. We see that the sampling methods are robust reconstruction methods that can recover scatterers of many different shapes and sizes.

2 Direct and inverse problem formulation

We consider the scattering of time-harmonic electromagnetic waves at positive frequency ω from a non-magnetic inhomogeneous medium. Suppose that there is no free charge and current density. Then, the $H_{\text{loc}}(\text{curl}, \mathbb{R}^3)$ electric field \mathbf{E} and the magnetic field \mathbf{H} satisfy the Maxwell's equations

$$\text{curl } \mathbf{E} - i\omega\mu_0\mathbf{H} = 0 \quad \text{and} \quad \text{curl } \mathbf{H} + i\omega\varepsilon\mathbf{E} = 0 \quad \text{in } \mathbb{R}^3. \quad (1)$$

Here we assume that ε is the electric permittivity and μ_0 (positive constant) is the magnetic permeability of the medium. The permittivity ε is assumed to be a bounded matrix-valued function. Let Ω be a bounded domain occupied by the non-magnetic inhomogeneous medium. The medium outside of Ω is assumed to be homogeneous. This means that there is a positive constant ε_0 such that $\varepsilon = \varepsilon_0$ outside of Ω . We defined the relative material parameter and the wave number as

$$\varepsilon_r = \varepsilon/\varepsilon_0, \quad k = \omega\sqrt{\varepsilon_0\mu_0}.$$

Eliminating magnetic field \mathbf{H} from (1) we obtain

$$\operatorname{curl} \operatorname{curl} \mathbf{E} - k^2 \varepsilon_r \mathbf{E} = 0, \quad \text{in } \mathbb{R}^3. \quad (2)$$

The transmission conditions across the boundary of Ω are given by

$$\nu \times \mathbf{E}_+ = \nu \times \mathbf{E}_- \quad \text{and} \quad \nu \times \operatorname{curl} \mathbf{E}_+ = \nu \times \operatorname{curl} \mathbf{E}_-, \quad \text{on } \partial\Omega. \quad (3)$$

We denote by \mathbf{F}_+ and \mathbf{F}_- the traces on $\partial\Omega$ from the exterior and interior of the domain Ω for a vector-valued function \mathbf{F} respectively, and ν is the unit outward normal vector on $\partial\Omega$. Assume that we illuminate the inhomogeneous anisotropic medium with the electric and magnetic incident fields \mathbf{E}_{in} and \mathbf{H}_{in} , respectively, satisfying

$$\operatorname{curl} \mathbf{H}_{\text{in}} + i\omega \varepsilon_0 \mathbf{E}_{\text{in}} = 0 \quad \text{and} \quad \operatorname{curl} \mathbf{E}_{\text{in}} - i\omega \mu_0 \mathbf{H}_{\text{in}} = 0, \quad \text{in } \mathbb{R}^3.$$

Then there arises the scattered electric field \mathbf{u} , defined by $\mathbf{u} := \mathbf{E} - \mathbf{E}_{\text{in}}$. Since the incident field \mathbf{E}_{in} satisfies the homogeneous Maxwell equation with wave number k given by

$$\operatorname{curl} \operatorname{curl} \mathbf{E}_{\text{in}} - k^2 \mathbf{E}_{\text{in}} = 0, \quad \text{in } \mathbb{R}^3$$

subtracting this equation from (2) we can conclude that the scattered field $\mathbf{u} \in H_{\text{loc}}(\operatorname{curl}, \mathbb{R}^3)$ is the solution to

$$\operatorname{curl} \operatorname{curl} \mathbf{u} - k^2 \varepsilon_r \mathbf{u} = k^2 P \mathbf{E}_{\text{in}} \quad \text{in } \mathbb{R}^3, \quad (4)$$

where the contrast P is defined by

$$P := \varepsilon_r - I.$$

with I denoting the 3×3 identity matrix. Therefore, by definition we have that the support of the contrast P is given by Ω . Note that we also have the corresponding transmission conditions for the scattered field \mathbf{u} following from (3). We complete the scattering problem by the Silver-Müller radiation condition for the scattered field \mathbf{u} given by

$$\operatorname{curl} \mathbf{u} \times \frac{\mathbf{x}}{|\mathbf{x}|} - ik\mathbf{u} = \mathcal{O}(|\mathbf{x}|^{-2}) \quad \text{as } |\mathbf{x}| \rightarrow \infty, \quad (5)$$

which is assumed to hold uniformly with respect to \mathbf{x} .

It is known (see for e.g. [19]) that (4)–(5) is well-posed provided that the contrast P is bounded with non-negative real and imaginary parts with support Ω provided that the only solution to the homogeneous problem (i.e. $\mathbf{E}_{\text{in}} = 0$) is trivial. We will assume that the homogeneous scattering problem only admits the trivial solution. This gives that the mapping $\mathbf{E}_{\text{in}} \mapsto \mathbf{u}$ is linear and bounded from $L^2(\Omega)^3$ into $H_{\text{loc}}(\operatorname{curl}, \mathbb{R}^3)$.

Now we can talk about the inverse problem. To this end, we define $\widehat{\mathbf{x}} = \mathbf{x}/|\mathbf{x}|$,

$$\mathbb{S}^2 = \{\mathbf{x} \in \mathbb{R}^3 : |\mathbf{x}| = 1\} \quad \text{and} \quad L_t^2(\mathbb{S}^2) = \{\mathbf{v} \in L^2(\mathbb{S}^2)^3 : \widehat{\mathbf{x}} \cdot \mathbf{v}(\widehat{\mathbf{x}}) = 0, \widehat{\mathbf{x}} \in \mathbb{S}^2\}.$$

We consider the incident plane wave $\mathbf{E}_{\text{in}}(\mathbf{x}, \mathbf{d}, \mathbf{q}) = \mathbf{q}e^{ik\mathbf{x}\cdot\mathbf{d}}$, where the vector $\mathbf{d} \in \mathbb{S}^2$ indicates the direction of the incident propagation and $\mathbf{q} \in \mathbb{R}^3$ is the polarization vector such that $\mathbf{q} \cdot \mathbf{d} = 0$. It's well-known that we can express the corresponding scattered wave in terms of the asymptotic expansion

$$\mathbf{u}(\mathbf{x}, \mathbf{d}, \mathbf{q}) = \frac{e^{ik|\mathbf{x}|}}{|\mathbf{x}|} \left(\mathbf{u}^\infty(\widehat{\mathbf{x}}, \mathbf{d}, \mathbf{q}) + O\left(\frac{1}{|\mathbf{x}|^2}\right) \right) \quad \text{as } |\mathbf{x}| \rightarrow \infty,$$

uniformly in all observation directions $\widehat{\mathbf{x}} \in \mathbb{S}^2$. The function $\mathbf{u}^\infty(\widehat{\mathbf{x}}, \mathbf{d}, \mathbf{q})$ belonging to $L_t^2(\mathbb{S}^2)$ for each incident and observation direction is called the far field pattern.

Inverse problem: Determine the shape and location of the scatterer Ω given the far field pattern $\mathbf{u}^\infty(\widehat{\mathbf{x}}, \mathbf{d}, \mathbf{q})$ for all $\widehat{\mathbf{x}}, \mathbf{d} \in \mathbb{S}^2$ for a single wave number.

3 The far field operator and its factorization analysis

In this section, we will define and analyze the far field operator corresponding to (4)–(5). The analysis in this section will be used to derive sampling methods to solve the inverse shape problem of recovering the scatterer Ω from the far field data. The analysis in this section is motivated by the coercivity result in [2, 12]. It is well-known that the far field pattern $\mathbf{u}^\infty(\widehat{\mathbf{x}}, \mathbf{d}, \mathbf{q})$ is linear in \mathbf{q} and can be written as

$$\mathbf{u}^\infty(\widehat{\mathbf{x}}, \mathbf{d}, \mathbf{q}) = \mathbf{u}^\infty(\widehat{\mathbf{x}}, \mathbf{d})\mathbf{q}$$

where $\mathbf{u}^\infty(\widehat{\mathbf{x}}, \mathbf{d})$ is a 3×3 matrix and $\mathbf{q} \cdot \mathbf{d} = 0$, see [8]. The following reciprocity relation is important in our analysis and its proof can be found in [8, Theorem 6.30].

Theorem 1. *For all $\widehat{\mathbf{x}}, \mathbf{d} \in \mathbb{S}^2$, the far field pattern $\mathbf{u}^\infty(\widehat{\mathbf{x}}, \mathbf{d})$ satisfies a reciprocity relation*

$$\mathbf{u}^\infty(\widehat{\mathbf{x}}, \mathbf{d}) = [\mathbf{u}^\infty(-\mathbf{d}, -\widehat{\mathbf{x}})]^\top.$$

We now define the far field operator $\mathcal{F} : L_t^2(\mathbb{S}^2) \rightarrow L_t^2(\mathbb{S}^2)$ as

$$(\mathcal{F}\mathbf{g})(\widehat{\mathbf{x}}) = \int_{\mathbb{S}^2} \mathbf{u}^\infty(\widehat{\mathbf{x}}, \mathbf{d})\mathbf{g}(\mathbf{d})ds(\mathbf{d}).$$

In order to derive our sampling methods we will need to factorize the far field operator \mathcal{F} . To this end, it has been shown in [15] that the far field operator has the following factorization $\mathcal{F} = GH$. Here the operator

$$H : L_t^2(\mathbb{S}^2) \rightarrow L^2(\Omega)^3 \quad \text{is given by } (H\mathbf{g})(\mathbf{x}) = \int_{\mathbb{S}^2} \mathbf{g}(\mathbf{d})e^{ik\mathbf{x}\cdot\mathbf{d}}ds(\mathbf{d}), \quad \mathbf{x} \in \Omega \quad (6)$$

and is the superposition of incident plane waves. It is easy to see that H is compact and injective. The data to far field pattern operator

$$G : L^2(\Omega)^3 \rightarrow L_t^2(\mathbb{S}^2) \quad \text{is given by} \quad G\mathbf{f} = \mathbf{v}^\infty \quad (7)$$

where $\mathbf{v} \in H_{\text{loc}}(\text{curl}, \mathbb{R}^3)$ is the solution to (4)–(5) with $\mathbf{E}_{\text{in}} = \mathbf{f}$. The adjoint operator H^* of H is given by

$$H^*\mathbf{f}(\mathbf{d}) = \mathbf{d} \times \left(\int_{\Omega} \mathbf{f}(\mathbf{x}) e^{-ik\mathbf{x}\cdot\mathbf{d}} d\mathbf{x} \right) \times \mathbf{d}, \quad \mathbf{d} \in \mathbb{S}^2.$$

From the form of the data to far field pattern operator a factorization of G in [15] gives that $G = H^*T$ with

$$T : L^2(\Omega)^3 \rightarrow L^2(\Omega)^3 \quad \text{is given by} \quad (T\mathbf{f})(\mathbf{x}) = k^2 P(\mathbf{f} + \mathbf{v}) \quad (8)$$

where again $\mathbf{v} \in H_{\text{loc}}(\text{curl}, \mathbb{R}^3)$ is the solution to (4)–(5) with $\mathbf{E}_{\text{in}} = \mathbf{f}$. Due to the well-posedness of the direct problem and the boundedness of P it is clear that T is a bounded linear operator on $L^2(\Omega)^3$, and hence $G = H^*T$ is also a compact operator. This gives that $\mathcal{F} = H^*TH$. This factorization is used to derive the Factorization method for reconstruction Ω in [15]. In order to continue we first make the following assumptions on the domain and coefficients.

Assumption 2. *We will assume that Ω is a simply connected bounded subset of \mathbb{R}^3 with $\partial\Omega$ being class C^2 . The contrast is assumed that $P \in L^\infty(\Omega)^{3 \times 3}$. We lastly assume that the wave number k is not a transmission eigenvalue i.e. the only solution to the homogeneous system in $L^2(\Omega)^3 \times L^2(\Omega)^3$*

$$\text{curl curl } \mathbf{w} - k^2 \varepsilon_r \mathbf{w} = 0 \quad \text{and} \quad \text{curl curl } \boldsymbol{\varphi} - k^2 \boldsymbol{\varphi} = 0 \quad \text{in } \Omega \quad (9)$$

$$\boldsymbol{\nu} \times \mathbf{w} = \boldsymbol{\nu} \times \boldsymbol{\varphi} \quad \text{and} \quad \boldsymbol{\nu} \times \text{curl } \mathbf{w} = \boldsymbol{\nu} \times \text{curl } \boldsymbol{\varphi} \quad \text{on } \partial\Omega \quad (10)$$

is trivial.

It is known that the set of real transmission eigenvalues is at most discrete for a real-valued permittivity and is empty for a complex-valued permittivity. See [6] and the references therein for the analysis of transmission eigenvalue problems. The following results can be found in [15]. These results will be critical in the later section where we study the orthogonality and direct sampling methods.

Theorem 3. *Let the operators H and T be as defined in (6)–(8) and let $\mathbf{p}, \mathbf{y}_s \in \mathbb{R}^3$.*

- a. The operator H is compact and injective.*
- b. The far field operator \mathcal{F} is compact and injective.*
- c. The far field operator has the factorization $\mathcal{F} = GH$ where $G = H^*T$.*

d. Let $\phi_{\mathbf{y}_s}(\mathbf{d}) = (\mathbf{d} \times \mathbf{p}) \times \mathbf{d} e^{-ik\mathbf{d} \cdot \mathbf{y}_s}$ then $\phi_{\mathbf{y}_s} \in \text{Range}(H^*) \iff \mathbf{y}_s \in \Omega$.

The main piece that is missing for developing the sampling methods in the proceeding section is the coercivity of the operator T . We now prove a coercivity result for a real-valued scalar contrast where $P \in L^\infty(\Omega) \cap H_0^1(\Omega)$. For our analysis it is sufficient to prove coercivity on the closure of the $\text{Range}(H)$ which is the space of $L^2(\Omega)^3$ solutions to the homogeneous Maxwell equation with wave number k (see for e.g. [5, 12]) i.e.

$$\varphi \in \overline{\text{Range}(H)} \iff \text{curl curl } \varphi - k^2 \varphi = 0 \quad \text{a.e. in } \Omega.$$

Here the Maxwell equation is understood in the distributional sense where $\varphi \in L^2(\Omega)^3$ is a solution with wave number k if

$$\int_{\Omega} \varphi \cdot (\text{curl curl } \psi - k^2 \psi) \, d\mathbf{x} = 0$$

for every smooth vector field ψ supported in Ω . Also the $L^2(\Omega)^3 \times L^2(\Omega)^3$ solutions to the transmission eigenvalue problem (9)–(10) are understood in the distributional sense. We now recall the global Div-Curl lemma given in [22].

Lemma 4 (global Div-Curl lemma). *Let φ_j and ψ_j be vector-valued sequences that converge weakly in $L^2(\Omega)^3$ to φ and ψ respectively. Assume that*

$$\|\nabla \cdot \varphi_j\| \leq C \quad \text{and} \quad \|\text{curl } \psi_j\| \leq C \quad \text{for every } j \in \mathbb{N}.$$

Further assume that either

$$\varphi_j \cdot \nu = 0 \quad \text{or} \quad \psi_j \times \nu = 0 \quad \text{on } \partial\Omega.$$

Then

$$\int_{\Omega} \varphi_j \cdot \psi_j \, d\mathbf{x} \rightarrow \int_{\Omega} \varphi \cdot \psi \, d\mathbf{x} \quad \text{as } j \rightarrow \infty.$$

With this we are now ready to prove the coercivity estimate for a scalar real valued contrast. This lemma is the key component in our analysis that is what is needed to reduce the regularity assumptions on the contrast in [15].

Theorem 5. *Let the operator T be as defined in (8). If a scalar-valued contrast $P \in L^\infty(\Omega) \cap H_0^1(\Omega)$ is uniformly positive a.e. in Ω and k is not a transmission eigenvalue then T is coercive on $\overline{\text{Range}(H)}$.*

Proof. Notice, that by the definition of T we have that

$$(T\mathbf{f}, \mathbf{f}) = k^2 \int_{\Omega} P(\mathbf{f} + \mathbf{v}) \cdot \bar{\mathbf{f}} \, d\mathbf{x}.$$

By appealing to (4)–(5) one can show with Green's Theorem that (see [15])

$$(T\mathbf{f}, \mathbf{f}) = k^2 \int_{\Omega} P|\mathbf{f} + \mathbf{v}|^2 \, d\mathbf{x} - \int_{\Omega} |\text{curl } \mathbf{v}|^2 - k^2|\mathbf{v}|^2 \, d\mathbf{x} + ik \int_{\mathbb{S}^2} |\mathbf{v}^\infty|^2 ds(\mathbf{d})$$

where \mathbf{v}^∞ is the far field pattern of \mathbf{v} . The integral over \mathbb{S}^2 comes from applying the radiation condition and using the asymptotics of the scattered wave \mathbf{v} with respect to the far field pattern.

Now assume that T is not coercive in $\overline{\text{Range}(H)}$, this implies that there is a sequence $\mathbf{f}_j \in \overline{\text{Range}(H)}$ such that $\|\mathbf{f}_j\| = 1$ for all $j \in \mathbb{N}$ where $|(T\mathbf{f}_j, \mathbf{f}_j)| \rightarrow 0$ as $j \rightarrow \infty$. We have that there is a $\mathbf{f} \in L^2(\Omega)^3$ that satisfies the homogeneous Maxwell equation with wave number k that is the weak limit of \mathbf{f}_j up to a subsequence. Similarly by the well-posedness of (4)–(5) we have that there is a $\mathbf{v} \in H_{\text{loc}}(\text{curl}, \mathbb{R}^3)$ that is the corresponding weak limit of \mathbf{v}_j up to a subsequence. By the compactness of G we can conclude that the far field pattern $\mathbf{v}_j^\infty \rightarrow \mathbf{v}^\infty$ in the $L^2(\mathbb{S}^2)$ norm where \mathbf{v}^∞ is the far field pattern for the limiting solution \mathbf{v} . Since

$$\text{Im}(T\mathbf{f}_j, \mathbf{f}_j) = k \int_{\mathbb{S}^2} |\mathbf{v}_j^\infty|^2 ds(\mathbf{d}) \rightarrow 0 \quad \text{as } j \rightarrow \infty$$

we can conclude that $\mathbf{v}^\infty = 0$ and therefore $\mathbf{v} = 0$ in the exterior of Ω (see for e.g. [5]). This implies that $(\mathbf{v} + \mathbf{f}, \mathbf{f}) \in L^2(\Omega)^3 \times L^2(\Omega)^3$ are a pair of transmission eigenfunctions which implies that $\mathbf{v} = \mathbf{f} = 0$ in Ω since we have assumed that k is not a transmission eigenvalue. We have that \mathbf{v}_j weakly converges to the zero vector and by the well-posedness has a curl that is bounded uniformly with respect to $j \in \mathbb{N}$. We also have that $P\mathbf{f}_j$ weakly converges to the zero vector and that

$$\nabla \cdot (P\mathbf{f}_j) = (\nabla P) \cdot \mathbf{f}_j \quad \text{since} \quad \text{curl curl } \mathbf{f}_j - k^2 \mathbf{f}_j = 0 \quad \text{a.e. in } \Omega.$$

By our assumption that $P \in L^\infty(\Omega) \cap H_0^1(\Omega)$ we conclude that the divergence of $P\mathbf{f}_j$ is bounded uniformly with respect to $j \in \mathbb{N}$ by

$$\|\nabla \cdot (P\mathbf{f}_j)\| \leq \|\nabla P\| \|\mathbf{f}_j\| \leq C \|P\|_{H^1(\Omega)}$$

and $(P\mathbf{f}_j) \cdot \nu = 0$ on $\partial\Omega$ by the zero trace of the contrast. Since the contrast uniformly positive definite a.e. in Ω we have that there is a constant $p_0 > 0$ such that $P \geq p_0$ a.e. in Ω then by the triangle inequality

$$|(T\mathbf{f}_j, \mathbf{f}_j)| \geq k^2 p_0 \int_{\Omega} |\mathbf{f}_j|^2 d\mathbf{x} - k^2 \left| \int_{\Omega} \mathbf{v}_j \cdot P\bar{\mathbf{f}}_j d\mathbf{x} \right|.$$

By appealing to Lemma 4 (global Div-Curl lemma) we have that

$$k^2 p_0 \leq \lim_{j \rightarrow \infty} |(T\mathbf{f}_j, \mathbf{f}_j)| = 0$$

which contradicts the fact the $k^2 p_0$ is positive. The above analysis gives the result. \square

The result given in Theorem 5 will be instrumental to the coming section. Also, this coercivity result requires less regularity than what is needed for the Factorization method. From the remark in section 5 of [15] their restrictions on P excludes the

case of a scalar homogeneous spherical scatterer. Since here we only require a scalar contrast $P \in L^\infty(\Omega) \cap H_0^1(\Omega)$ and strictly positive we have that our sampling methods will be justified of a wide range of scatterers.

Even though we assume that the contrast is given by a scalar function we have that Theorem 3 is valid for a matrix-valued contrast provided that its entries are in $L^\infty(\Omega)$. The above factorization as well as the coercivity of the middle operator T are the crucial components in our analysis of the sampling methods we propose to solve the inverse problem. Therefore, for a matrix valued contrast we refer to [12] for the following coercivity result. This gives that the sampling methods studied here is still valid of a matrix-valued contrast.

Theorem 6. *Let the operator T be as defined in (8). If the matrix-valued contrast $P \in L^\infty(\Omega)^{3 \times 3}$ satisfies either*

1. *The imaginary part $\text{Im}(P)$ is uniformly positive definite or*
2. *There is a constant $\alpha \geq 0$ such that $\text{Re}(P) + \alpha \text{Im}(P)$ is uniformly positive definite and $\text{Im}(P)$ positive semidefinite.*

Then provided that k is not a transmission eigenvalue T is coercive on $\overline{\text{Range}(H)}$.

Proof. See the proof of Theorem 10 in [12] for details. □

4 Orthogonality sampling method

This section is dedicated to studying the OSM for solving the inverse problem. We first define the imaging functional for the OSM and then prove a resolution analysis for the imaging functional which is the main theoretical result of this section. Some of the results in this section will be used to show an equivalence between the imaging functionals of the OSM and the DSM.

The imaging functional. Let \mathbf{y}_s be the sampling points in the imaging process and $\mathbf{p} \in \mathbb{R}^3$ is a fixed vector. We are interested in imaging of the scatterer Ω given the far field pattern $\mathbf{u}^\infty(\hat{\mathbf{x}}, \mathbf{d}, \mathbf{q})$, for all $\hat{\mathbf{x}}, \mathbf{d} \in \mathbb{S}^2$ and polarization vector $\mathbf{q} = (\mathbf{d} \times \mathbf{p}) \times \mathbf{d}$. We define the imaging functional \mathcal{I}_{OSM} for the OSM as

$$\mathcal{I}_{OSM}(\mathbf{y}_s) := \int_{\mathbb{S}^2} \left| \int_{\mathbb{S}^2} \mathbf{u}^\infty(\hat{\mathbf{x}}, \mathbf{d}) (\mathbf{d} \times \mathbf{p}) \times \mathbf{d} \cdot (\hat{\mathbf{x}} \times \mathbf{p}) \times \hat{\mathbf{x}} e^{ik\hat{\mathbf{x}} \cdot \mathbf{y}_s} ds(\hat{\mathbf{x}}) \right|^2 ds(\mathbf{d}). \quad (11)$$

The use of $(\mathbf{d} \times \mathbf{p}) \times \mathbf{d}$ in the imaging functional is useful for the analysis in this section and to have the polarization vector belonging to $L_t^2(\mathbb{S}^2)$ for any choice of $\mathbf{p} \in \mathbb{R}^3$. We now wish to write the imaging functional in terms of the far field operator. This will allow us to study the the imaging functional using the factorization analysis in the previous section.

Lemma 7. *The imaging functional \mathcal{I}_{OSM} satisfies*

$$\mathcal{I}_{OSM}(\mathbf{y}_s) = \|\mathbf{p} \cdot \mathcal{F}\phi_{\mathbf{y}_s}\|_{L^2(\mathbb{S}^2)}^2,$$

where $\phi_{\mathbf{y}_s} \in L_t^2(\mathbb{S}^2)$ is given by

$$\phi_{\mathbf{y}_s}(\mathbf{d}) = (\mathbf{d} \times \mathbf{p}) \times \mathbf{d} e^{-ik\mathbf{d} \cdot \mathbf{y}_s}.$$

Proof. We use the reciprocity relation and interchange the roles of $\hat{\mathbf{x}}$ and \mathbf{d}

$$\begin{aligned} \mathcal{I}_{OSM}(\mathbf{y}_s) &= \int_{\mathbb{S}^2} \left| \int_{\mathbb{S}^2} \mathbf{u}^\infty(\hat{\mathbf{x}}, \mathbf{d}) (\mathbf{d} \times \mathbf{p}) \times \mathbf{d} \cdot (\hat{\mathbf{x}} \times \mathbf{p}) \times \hat{\mathbf{x}} e^{ik\hat{\mathbf{x}} \cdot \mathbf{y}_s} ds(\hat{\mathbf{x}}) \right|^2 ds(\mathbf{d}) \\ &= \int_{\mathbb{S}^2} \left| \int_{\mathbb{S}^2} [\mathbf{u}^\infty(-\mathbf{d}, -\hat{\mathbf{x}})]^\top (\mathbf{d} \times \mathbf{p}) \times \mathbf{d} \cdot (\hat{\mathbf{x}} \times \mathbf{p}) \times \hat{\mathbf{x}} e^{ik\hat{\mathbf{x}} \cdot \mathbf{y}_s} ds(\hat{\mathbf{x}}) \right|^2 ds(\mathbf{d}) \\ &= \int_{\mathbb{S}^2} \left| \int_{\mathbb{S}^2} [\mathbf{u}^\infty(\mathbf{d}, \hat{\mathbf{x}})]^\top (\mathbf{d} \times \mathbf{p}) \times \mathbf{d} \cdot (\hat{\mathbf{x}} \times \mathbf{p}) \times \hat{\mathbf{x}} e^{-ik\hat{\mathbf{x}} \cdot \mathbf{y}_s} ds(\hat{\mathbf{x}}) \right|^2 ds(\mathbf{d}) \\ &= \int_{\mathbb{S}^2} \left| \int_{\mathbb{S}^2} \mathbf{u}^\infty(\mathbf{d}, \hat{\mathbf{x}}) ((\hat{\mathbf{x}} \times \mathbf{p}) \times \hat{\mathbf{x}} e^{-ik\hat{\mathbf{x}} \cdot \mathbf{y}_s}) \cdot (\mathbf{d} \times \mathbf{p}) \times \mathbf{d} ds(\hat{\mathbf{x}}) \right|^2 ds(\mathbf{d}) \\ &= \int_{\mathbb{S}^2} \left| (\hat{\mathbf{x}} \times \mathbf{p}) \times \hat{\mathbf{x}} \cdot \int_{\mathbb{S}^2} \mathbf{u}^\infty(\hat{\mathbf{x}}, \mathbf{d}) (\mathbf{d} \times \mathbf{p}) \times \mathbf{d} e^{-ik\mathbf{d} \cdot \mathbf{y}_s} ds(\mathbf{d}) \right|^2 ds(\hat{\mathbf{x}}) \\ &= \|(\hat{\mathbf{x}} \times \mathbf{p}) \times \hat{\mathbf{x}} \cdot \mathcal{F}\phi_{\mathbf{y}_s}\|_{L^2(\mathbb{S}^2)}^2. \end{aligned}$$

Now using the identity

$$(\hat{\mathbf{x}} \times \mathbf{p}) \times \hat{\mathbf{x}} = \mathbf{p}(\hat{\mathbf{x}} \cdot \hat{\mathbf{x}}) - \hat{\mathbf{x}}(\hat{\mathbf{x}} \cdot \mathbf{p}) = \mathbf{p} - \hat{\mathbf{x}}(\hat{\mathbf{x}} \cdot \mathbf{p}),$$

and the fact that $\mathcal{F}\phi_{\mathbf{y}_s}(\hat{\mathbf{x}}) \cdot \hat{\mathbf{x}} = 0$, proves the claim. \square

We have shown that the imaging functional can be represented in terms of the far field operator. We now turn our attention to studying its properties. Just as in the previous section we will assume that the contrast satisfies the assumptions of Theorem 5 for a scalar contrast or the assumptions of Theorem 6 for a matrix valued contrast. This is to insure the coercivity property of the middle operator T .

Theorem 8. *For every $\mathbf{y}_s \in \Omega$ the imaging functional $\mathcal{I}_{OSM}(\mathbf{y}_s)$ is bounded from below by a positive constant. Moreover, for $\mathbf{y}_s \notin \Omega$ the imaging functional satisfies*

$$\mathcal{I}_{OSM}(\mathbf{y}_s) = O\left(\frac{1}{\text{dist}(\mathbf{y}_s, \Omega)^2}\right), \quad \text{as } \text{dist}(\mathbf{y}_s, \Omega) \rightarrow \infty.$$

Proof. We first observe that using again $\mathcal{F}\phi_{\mathbf{y}_s}(\hat{\mathbf{x}}) \cdot \hat{\mathbf{x}} = 0$ and the identity $(\hat{\mathbf{x}} \times \mathbf{p}) \times \hat{\mathbf{x}} = \mathbf{p} - \hat{\mathbf{x}}(\hat{\mathbf{x}} \cdot \mathbf{p})$ we have

$$\begin{aligned} \langle \mathcal{F}\phi_{\mathbf{y}_s}, \phi_{\mathbf{y}_s} \rangle_{L_t^2(\mathbb{S}^2)} &= \int_{\mathbb{S}^2} \mathcal{F}\phi_{\mathbf{y}_s}(\hat{\mathbf{x}}) \cdot ((\hat{\mathbf{x}} \times \mathbf{p}) \times \hat{\mathbf{x}} e^{ik\hat{\mathbf{x}} \cdot \mathbf{y}_s}) ds(\hat{\mathbf{x}}) \\ &= \int_{\mathbb{S}^2} \mathcal{F}\phi_{\mathbf{y}_s}(\hat{\mathbf{x}}) \cdot \mathbf{p} e^{ik\hat{\mathbf{x}} \cdot \mathbf{y}_s} ds(\hat{\mathbf{x}}). \end{aligned}$$

Therefore, Lemma 7 and Cauchy-Schwarz inequality implies that

$$\left| \langle \mathcal{F}\phi_{\mathbf{y}_s}, \phi_{\mathbf{y}_s} \rangle_{L_t^2(\mathbb{S}^2)} \right|^2 \leq |\mathbb{S}^2|^2 \|\mathbf{p} \cdot \mathcal{F}\phi_{\mathbf{y}_s}\|_{L^2(\mathbb{S}^2)}^2 = |\mathbb{S}^2|^2 \mathcal{I}_{OSM}(\mathbf{y}_s).$$

Here $|\mathbb{S}^2|$ is the surface area of \mathbb{S}^2 . The factorization $\mathcal{F} = H^*TH$ and the coercive property of T implies that

$$\begin{aligned} \mathcal{I}_{OSM}(\mathbf{y}_s) &\geq \frac{1}{|\mathbb{S}^2|^2} \left| \langle H^*TH\phi_{\mathbf{y}_s}, \phi_{\mathbf{y}_s} \rangle_{L_t^2(\mathbb{S}^2)} \right|^2 \\ &= \frac{1}{|\mathbb{S}^2|^2} \left| \langle TH\phi_{\mathbf{y}_s}, H\phi_{\mathbf{y}_s} \rangle_{L_t^2(\mathbb{S}^2)} \right|^2 \\ &\geq C \|H\phi_{\mathbf{y}_s}\|^4, \end{aligned}$$

where C is some positive constant. Now let $\mathbf{y}_s \in \Omega$ then we have that $\phi_{\mathbf{y}_s} \in \text{Range}(H^*)$ by Theorem 3. Therefore, we have $\phi_{\mathbf{y}_s} = H^*\varphi_{\mathbf{y}_s}$ for some $\varphi_{\mathbf{y}_s} \neq 0$, and

$$\begin{aligned} \|H\phi_{\mathbf{y}_s}\| &= \frac{\|H\phi_{\mathbf{y}_s}\| \|\varphi_{\mathbf{y}_s}\|}{\|\varphi_{\mathbf{y}_s}\|} \\ &\geq \frac{\langle H\phi_{\mathbf{y}_s}, \varphi_{\mathbf{y}_s} \rangle}{\|\varphi_{\mathbf{y}_s}\|} \\ &= \frac{\langle \phi_{\mathbf{y}_s}, H^*\varphi_{\mathbf{y}_s} \rangle}{\|\varphi_{\mathbf{y}_s}\|} = \frac{\|\phi_{\mathbf{y}_s}\|^2}{\|\varphi_{\mathbf{y}_s}\|} > 0, \end{aligned}$$

proving the first statement of the theorem.

We now show that the imaging functional decays as $\text{dist}(\mathbf{y}_s, \Omega) \rightarrow \infty$. To do so, we first observe from Lemma 7 and the factorization $\mathcal{F} = GH$ that

$$\mathcal{I}_{OSM}(\mathbf{y}_s) = \|\mathbf{p} \cdot GH\phi_{\mathbf{y}_s}\|_{L^2(\mathbb{S}^2)}^2 \leq |\mathbf{p}|^2 \|G\|^2 \|H\phi_{\mathbf{y}_s}\|^2.$$

Therefore, we can show that $\|H\phi_{\mathbf{y}_s}\|^2$ satisfies the decay property and use the upper bound on the imaging functional given above. Here we let Y_ℓ^m denote the spherical harmonics which form a complete orthonormal system on $L^2(\mathbb{S}^2)$. Now, recall the Funk-Hecke formula (see for e.g. [8])

$$\int_{\mathbb{S}^2} Y_\ell^m(\mathbf{d}) e^{-ik\mathbf{d}\cdot\mathbf{x}} dS(\mathbf{d}) = \frac{4\pi}{i^\ell} Y_\ell^m(\hat{\mathbf{x}}) j_\ell(k|\mathbf{x}|) \quad \text{for } m \in \mathbb{N} \cup \{0\} \text{ and } \ell = -m, \dots, m$$

where j_ℓ is the first kind spherical Bessel function of order ℓ . In particular,

$$Y_0^0 = \frac{1}{\sqrt{4\pi}}, \quad j_0(t) = \frac{\sin(t)}{t}.$$

Just as in recent works [10, 20] we will use the Funk-Hecke formula to show that $\|H\phi_{\mathbf{y}_s}\|^2$ decays as $\text{dist}(\mathbf{y}_s, \Omega) \rightarrow \infty$. Indeed, using the Funk-Hecke formula for $m =$

$\ell = 0$ with the formula $\text{curl}_{\mathbf{z}} \text{curl}_{\mathbf{z}}(\mathbf{p}e^{-ik\mathbf{d}\cdot\mathbf{z}}) = -k^2(\mathbf{d} \times \mathbf{p}) \times \mathbf{d}e^{-ik\mathbf{d}\cdot\mathbf{z}}$ straightforward calculations gives (see [20] for details)

$$\begin{aligned} \int_{\mathbb{S}^2} (\mathbf{d} \times \mathbf{p}) \times \mathbf{d}e^{-ik\mathbf{d}\cdot\mathbf{z}} ds(\mathbf{d}) &= -\frac{1}{k^2} \text{curl}_{\mathbf{z}} \text{curl}_{\mathbf{z}} \int_{\mathbb{S}^2} \mathbf{p}e^{-ik\mathbf{d}\cdot\mathbf{z}} ds(\mathbf{d}) \\ &= -\frac{4\pi}{k^2} \text{curl}_{\mathbf{z}} \text{curl}_{\mathbf{z}}(\mathbf{p}j_0(k|\mathbf{z}|)) = -\frac{4\pi}{k^2} \begin{pmatrix} v_1(\mathbf{z}, \mathbf{p}) \\ v_2(\mathbf{z}, \mathbf{p}) \\ v_3(\mathbf{z}, \mathbf{p}) \end{pmatrix} \end{aligned}$$

where, for $j = 1, 2, 3$,

$$v_j(\mathbf{z}, \mathbf{p}) = k^2 \left(\frac{|\mathbf{z}|^2 - (\mathbf{p} \cdot \mathbf{z})z_j}{|\mathbf{z}|^2} \right) j_0(k|\mathbf{z}|) - 3 \left(\frac{(\mathbf{p} \cdot \mathbf{z})z_j}{|\mathbf{z}|^4} \right) (\cos(k|\mathbf{z}|) - j_0(k|\mathbf{z}|)).$$

It is obvious that $v_j = O(1/|\mathbf{z}|)$ as $|\mathbf{z}| \rightarrow \infty$. Therefore

$$(H\phi_{\mathbf{y}_s})(\mathbf{x}) = \int_{\mathbb{S}^2} (\mathbf{d} \times \mathbf{p}) \times \mathbf{d}e^{-ik\mathbf{d}\cdot(\mathbf{y}_s - \mathbf{x})} ds(\mathbf{d}) = -\frac{4\pi}{k^2} \begin{pmatrix} v_1(\mathbf{y}_s - \mathbf{x}, \mathbf{p}) \\ v_2(\mathbf{y}_s - \mathbf{x}, \mathbf{p}) \\ v_3(\mathbf{y}_s - \mathbf{x}, \mathbf{p}) \end{pmatrix}$$

which leads to

$$\|H\phi_{\mathbf{y}_s}\|^2 = O\left(\frac{1}{\text{dist}(\mathbf{y}_s, \Omega)^2}\right), \quad \text{dist}(\mathbf{y}_s, \Omega) \rightarrow \infty$$

proving the claim. □

This resolution analysis implies the for any sampling points $\mathbf{y}_s \in \Omega$ the imaging functional is strictly positive and will decay as \mathbf{y}_s moves away from the scatterer Ω . Therefore, one can plot $\mathcal{I}_{OSM}(\mathbf{y}_s)$ in order to recover the scatterer. Using the imaging functional $\mathcal{I}_{OSM}(\mathbf{y}_s)$ has the advantage that one does not have to solve an ill-posed equation at each sampling point. Other sampling methods such as the linear sampling method [6] and Factorization method [16] requires one to solve a severely ill-posed equation involving the far field operator at each sampling point. This requires one to compute the singular-value decomposition of the far field operator as well as applying a regularization scheme. Also stability of these methods with respect to noise added to the data is not justified where as the orthogonality sampling method only requires one to compute an inner-product and by the following theorem we see that the imaging functional is stable with respect to noise added to the far field data.

Assume that we only know the far field operator up to a perturbation, that means we have access to its noisy version \mathcal{F}_δ , which satisfies

$$\|\mathcal{F} - \mathcal{F}_\delta\| \leq \delta \|\mathcal{F}\|,$$

for some $\delta > 0$.

Theorem 9 (stability estimate). *Denote by $\mathcal{I}_{OSM,\delta}$ the imaging functional corresponding to noisy far field operator \mathcal{F}_δ . Then*

$$\mathcal{I}_{OSM}(\mathbf{y}_s) - \mathcal{I}_{OSM,\delta}(\mathbf{y}_s) \leq |\mathbf{p}|^2 |\mathbb{S}|^2 \|\mathcal{F}\|^2 (\delta^2 + 2\delta), \quad \text{for all } \mathbf{y}_s \in \mathbb{R}^3,$$

where $|\mathbb{S}^2|$ is again the surface area of \mathbb{S}^2 , and $\mathbf{p} \in \mathbb{R}^3$ is the polarization vector in the definition of the imaging functional (11).

Proof. Using Lemma 7, the triangle inequality and the Cauchy-Schwarz inequality we have

$$\begin{aligned} \mathcal{I}_{OSM}(\mathbf{y}_s) - \mathcal{I}_{OSM,\delta}(\mathbf{y}_s) &= \|\mathbf{p} \cdot \mathcal{F}\phi_{\mathbf{y}_s}\|_{L^2(\mathbb{S}^2)}^2 - \|\mathbf{p} \cdot \mathcal{F}_\delta\phi_{\mathbf{y}_s}\|_{L^2(\mathbb{S}^2)}^2 \\ &\leq \|\mathbf{p} \cdot (\mathcal{F}\phi_{\mathbf{y}_s} - \mathcal{F}_\delta\phi_{\mathbf{y}_s})\|_{L^2(\mathbb{S}^2)} \left(\|\mathbf{p} \cdot \mathcal{F}\phi_{\mathbf{y}_s}\|_{L^2(\mathbb{S}^2)} + \|\mathbf{p} \cdot \mathcal{F}_\delta\phi_{\mathbf{y}_s}\|_{L^2(\mathbb{S}^2)} \right) \\ &\leq |\mathbf{p}| |\mathbb{S}^2| \|\mathcal{F} - \mathcal{F}_\delta\| \left(2\|\mathbf{p} \cdot \mathcal{F}\phi_{\mathbf{y}_s}\|_{L^2(\mathbb{S}^2)} + \|\mathbf{p} \cdot (\mathcal{F}\phi_{\mathbf{y}_s} - \mathcal{F}_\delta\phi_{\mathbf{y}_s})\|_{L^2(\mathbb{S}^2)} \right) \\ &\leq |\mathbf{p}| |\mathbb{S}^2| \|\mathcal{F}\| \delta \left(2|\mathbf{p}| |\mathbb{S}^2| \|\mathcal{F}\| + |\mathbf{p}| |\mathbb{S}^2| \|\mathcal{F}\| \delta \right) \\ &\leq |\mathbf{p}|^2 |\mathbb{S}|^2 \|\mathcal{F}\|^2 (\delta^2 + 2\delta), \end{aligned}$$

proving the theorem. \square

Motivated by the work in [18] we prove that the imaging functionals for the OSM and DSM are equivalent. The DSM was considered in [1] for the far-field operator corresponding to the magnetic field. In their analysis they assume the the contrast is scalar-valued and use the factorization established in [16]. The analysis presented here is valid for a matrix-valued as well as a scalar-valued contrasts. Moreover, we give an explicit decay rate for the imaging function. To this end, we again let the sampling points \mathbf{y}_s and fixed vector $\mathbf{p} \in \mathbb{R}^3$, the imaging functional for the DSM is defined as

$$\mathcal{I}_{DSM}(\mathbf{y}_s) := \left| \int_{\mathbb{S}^2} e^{-ik\mathbf{d}\cdot\mathbf{y}_s} \int_{\mathbb{S}^2} \mathbf{u}^\infty(\widehat{\mathbf{x}}, \mathbf{d})(\mathbf{d} \times \mathbf{p}) \times \mathbf{d} \cdot \overline{\phi_{\mathbf{y}_s}(\widehat{\mathbf{x}})} ds(\widehat{\mathbf{x}}) ds(\mathbf{d}) \right|, \quad (12)$$

where

$$\phi_{\mathbf{y}_s}(\widehat{\mathbf{x}}) = (\widehat{\mathbf{x}} \times \mathbf{p}) \times \widehat{\mathbf{x}} e^{-ik\widehat{\mathbf{x}}\cdot\mathbf{y}_s}.$$

Now, similarly to Theorem 8 we will represent the functional in terms of the far-field operator. This will be used to prove the equivalence with OSM.

Lemma 10. *The imaging functional \mathcal{I}_{DSM} for the DSM satisfies*

$$\mathcal{I}_{DSM}(\mathbf{y}_s) = \left| \langle \mathcal{F}\phi_{\mathbf{y}_s}, \phi_{\mathbf{y}_s} \rangle_{L_t^2(\mathbb{S}^2)} \right|.$$

Proof. We use the reciprocity relation and interchange the roles of $\widehat{\mathbf{x}}$ and \mathbf{d}

$$\begin{aligned} \mathcal{I}_{DSM}(\mathbf{y}_s) &= \left| \int_{\mathbb{S}^2} e^{-ik\mathbf{d}\cdot\mathbf{y}_s} \int_{\mathbb{S}^2} [\mathbf{u}^\infty(-\mathbf{d}, -\widehat{\mathbf{x}})]^\top (\mathbf{d} \times \mathbf{p}) \times \mathbf{d} \cdot (\widehat{\mathbf{x}} \times \mathbf{p}) \times \widehat{\mathbf{x}} e^{ik\widehat{\mathbf{x}}\cdot\mathbf{y}_s} ds(\widehat{\mathbf{x}}) ds(\mathbf{d}) \right| \\ &= \left| \int_{\mathbb{S}^2} \int_{\mathbb{S}^2} \mathbf{u}^\infty(\mathbf{d}, \widehat{\mathbf{x}})(\widehat{\mathbf{x}} \times \mathbf{p}) \times \widehat{\mathbf{x}} e^{-ik\widehat{\mathbf{x}}\cdot\mathbf{y}_s} \cdot (\mathbf{d} \times \mathbf{p}) \times \mathbf{d} e^{ik\mathbf{d}\cdot\mathbf{y}_s} ds(\widehat{\mathbf{x}}) ds(\mathbf{d}) \right| \\ &= \left| \int_{\mathbb{S}^2} \int_{\mathbb{S}^2} \mathbf{u}^\infty(\widehat{\mathbf{x}}, \mathbf{d})(\mathbf{d} \times \mathbf{p}) \times \mathbf{d} e^{-ik\mathbf{d}\cdot\mathbf{y}_s} ds(\mathbf{d}) \cdot (\widehat{\mathbf{x}} \times \mathbf{p}) \times \widehat{\mathbf{x}} e^{ik\widehat{\mathbf{x}}\cdot\mathbf{y}_s} ds(\widehat{\mathbf{x}}) \right| \\ &= \left| \langle \mathcal{F}\phi_{\mathbf{y}_s}, \phi_{\mathbf{y}_s} \rangle_{L_t^2(\mathbb{S}^2)} \right| \end{aligned}$$

proving the claim. \square

From Theorem 8 and 10 we have all we need to derive the equivalence. Again we assume that the contrast satisfies the assumptions of either Theorem 5 or Theorem 6. The equivalence of the two sampling methods is proven in the following result.

Theorem 11. *There exists positive constants c_1 and c_2 such that*

$$c_1 \mathcal{I}_{OSM} \leq \mathcal{I}_{DSM} \leq c_2 \sqrt{\mathcal{I}_{OSM}}.$$

Proof. From Lemma 10, the factorization $\mathcal{F} = H^*TH$ and the coercive property of T we obtain

$$\mathcal{I}_{DSM}(\mathbf{y}_s) \geq C \|H\phi_{\mathbf{y}_s}\|^2$$

where C is some positive constant. The first inequality of the theorem hence follows from the estimate

$$\mathcal{I}_{OSM}(\mathbf{y}_s) = \|\mathbf{p} \cdot GH\phi_{\mathbf{y}_s}\|_{L^2(\mathbb{S}^2)}^2 \leq |\mathbf{p}|^2 \|G\|^2 \|H\phi_{\mathbf{y}_s}\|^2.$$

The following estimate is from the beginning of the proof of Theorem 8

$$|\langle \mathcal{F}\phi_{\mathbf{y}_s}, \phi_{\mathbf{y}_s} \rangle_{L_t^2(\mathbb{S}^2)}|^2 \leq |\mathbb{S}^2|^2 \|\mathbf{p} \cdot \mathcal{F}\phi_{\mathbf{y}_s}\|_{L^2(\mathbb{S}^2)}^2 = |\mathbb{S}^2|^2 \mathcal{I}_{OSM}(\mathbf{y}_s).$$

This estimate and Lemma 10 implies the second inequality of the theorem. \square

Following the method for proving Theorem 8 we can obtain similar resolution analysis for the direct sampling method.

Theorem 12. *For every $\mathbf{y}_s \in \Omega$ the imaging functional $\mathcal{I}_{DSM}(\mathbf{y}_s)$ is bounded from below by a positive constant. Moreover, for $\mathbf{y}_s \notin \Omega$ the imaging functional satisfies*

$$\mathcal{I}_{DSM}(\mathbf{y}_s) = O\left(\frac{1}{\text{dist}(\mathbf{y}_s, \Omega)^2}\right), \quad \text{as } \text{dist}(\mathbf{y}_s, \Omega) \rightarrow \infty.$$

We also have the stability of the DSM that can be proved using the triangle and the Cauchy-Schwarz inequalities. The analysis in this section allows one to solve the inverse shape problem for electromagnetic scattering by plotting either \mathcal{I}_{DSM} or \mathcal{I}_{OSM} . This amounts to a fast yet stable reconstruction method that only relies on the knowledge of the far-field data. Unlike some traditional sampling methods one does not need to minimize a non-linear functional at each sampling point.

5 Numerical examples

We present in this section several numerical examples to validate the performance of the OSM as well as the DSM. The simulations were carried on a Quad Core 3.6 GHz machine with 32GB RAM and the implementation was done using the computing software Matlab. The synthetic data are generated by numerically solving the direct problem with the spectral solver studied in [20]. We solve the direct problem (4)–(5) with incident field

$$\mathbf{E}_{\text{in}}(\mathbf{x}, \mathbf{d}_j, \mathbf{q}) = ik(\mathbf{d}_j \times \mathbf{p}) \times \mathbf{d}_j e^{ik\mathbf{x} \cdot \mathbf{d}_j}, \quad j = 1, 2, \dots, N_{\mathbf{d}}$$

where $\mathbf{p} = (1/\sqrt{3}, -1/\sqrt{3}, 1/\sqrt{3})^\top$ and $N_{\mathbf{d}}$ is the number of directions \mathbf{d}_j that is specified below for each numerical example. Likewise we denote by $N_{\widehat{\mathbf{x}}}$ the number of points $\widehat{\mathbf{x}} \in \mathbb{S}^2$ where the far field pattern data are collected. The points $\widehat{\mathbf{x}}$ and \mathbf{d} that are chosen for generating the scattering data are almost uniformly distributed on \mathbb{S}^2 . Let

$$\mathcal{D}(\widehat{\mathbf{x}}, \mathbf{d}) = \mathbf{u}^\infty(\widehat{\mathbf{x}}, \mathbf{d})(\mathbf{d} \times \mathbf{p}) \times \mathbf{d}$$

be our synthetic far field data that has three components $\mathcal{D}_n, n = 1, 2, 3$, and \mathcal{D}_n can be considered as an $N_{\widehat{\mathbf{x}}} \times N_{\mathbf{d}}$ matrix. To consider noisy data, we add artificial noise to our synthetic data. More precisely, a complex-valued noise matrix \mathcal{N} containing random numbers that are uniformly distributed in the complex square $\{a + ib, |a| \leq 1, |b| \leq 1\} \subset \mathbb{C}$ is added to the data matrix \mathcal{D}_n . Denoting by δ the noise level, the noisy data matrix $\mathcal{D}_{n,\delta}$ is then given by

$$\mathcal{D}_{n,\delta} := \mathcal{D}_n + \delta \frac{\mathcal{N}}{\|\mathcal{N}\|_2} \|\mathcal{D}_n\|_2, \quad n = 1, 2, 3,$$

where $\|\cdot\|_2$ is the matrix 2-norm. To define the anisotropic contrasts for the numerical examples, we need the following diagonal matrix

$$A = \begin{bmatrix} 1 & 0 & 0 \\ 0 & 1.5 & 0 \\ 0 & 0 & 1.2 \end{bmatrix}. \quad (13)$$

5.1 OSM and DSM (Figure 1).

We present in Figure 1 the reconstruction results of the OSM and DSM for an anisotropic scatterer including three different balls. The scatterer is characterized by

smoothly varying contrast $P(\mathbf{x})$ defined by

$$\begin{aligned}
\Omega_1 &= \{\mathbf{x} \in \mathbb{R}^3 : |\mathbf{x} - \mathbf{a}|^2 < 0.3^2, \mathbf{a} = (0.4, 0, -0.45)^\top\} \\
\Omega_2 &= \{\mathbf{x} \in \mathbb{R}^3 : |\mathbf{x} - \mathbf{b}|^2 < 0.35^2, \mathbf{b} = (-0.4, 0, 0)^\top\} \\
\Omega_3 &= \{\mathbf{x} \in \mathbb{R}^3 : |\mathbf{x} - \mathbf{c}|^2 < 0.4^2, \mathbf{c} = (0.4, 0, 0.4)^\top\} \\
P(\mathbf{x}) &= \begin{cases} A \exp\left(1 - \frac{0.3^2}{0.3^2 - |\mathbf{x} - \mathbf{a}|^2}\right), & \mathbf{x} \in \Omega_1 \\ A \exp\left(1 - \frac{0.35^2}{0.35^2 - |\mathbf{x} - \mathbf{b}|^2}\right), & \mathbf{x} \in \Omega_2 \\ A \exp\left(1 - \frac{0.4^2}{0.4^2 - |\mathbf{x} - \mathbf{c}|^2}\right), & \mathbf{x} \in \Omega_3 \\ 0, & \text{else,} \end{cases} \quad (14)
\end{aligned}$$

where A is given by (13).

Here we choose wave number $k = 12$ (the corresponding wavelength is about 0.52) and $N_{\hat{\mathbf{x}}} \times N_{\mathbf{d}} = 325 \times 325$. The far field data are perturbed by 30% noise. In Figure 1 we also present 3D-visualizations of the exact geometry and its reconstructions using isosurface in Matlab. The isovalue for the isosurface plotting is chosen to be 1/3 of the maximal value of the computed imaging functionals \mathcal{I}_{OSM} and \mathcal{I}_{DSM} . It can be seen in Figure 1 that both the OSM and the DSM are robust with noise added to the data and provide reasonable reconstructions of the scatterer. We also observe that the reconstruction from \mathcal{I}_{OSM} is more similar to that from $(\mathcal{I}_{DSM})^2$ rather than the one from \mathcal{I}_{DSM} . This might reflect the estimate $\mathcal{I}_{DSM} \leq c_2 \sqrt{\mathcal{I}_{OSM}}$ from the equivalent relation in Theorem 11.

5.2 OSM for highly noisy data (Figure 2).

The second example is presented in Figure 2 where we focus on performance of the sampling method on data perturbed by high amounts of noise.

Here consider the scatterer as in the previous example (14), $k = 12$ and $N_{\hat{\mathbf{x}}} \times N_{\mathbf{d}} = 325 \times 325$. From Figure 2 we can see that, even there are high levels of noise $\delta = 0.6$ and 0.9 in the far field data, that the OSM is still able to provide reasonable reconstructions. The computed images are not very different for 60% and 90% noise in the data. The solid performance of the method on noisy data can be justified by the stability of the method that is discussed in Theorem 9.

5.3 OSM with less data (Figure 3).

This is the focus of the third example that is to examine the performance of the OSM on a smaller wave number and a smaller set of scattering data. We consider the same scatterer as in the first and second examples (14). The data in this example are perturbed by 30% noise. We can see in Figure 3(b) that for $N_{\hat{\mathbf{x}}} \times N_{\mathbf{d}} = 325 \times 325$ and wave number $k = 6$ (wavelength is about 1.04) the reconstruction is not as good as that

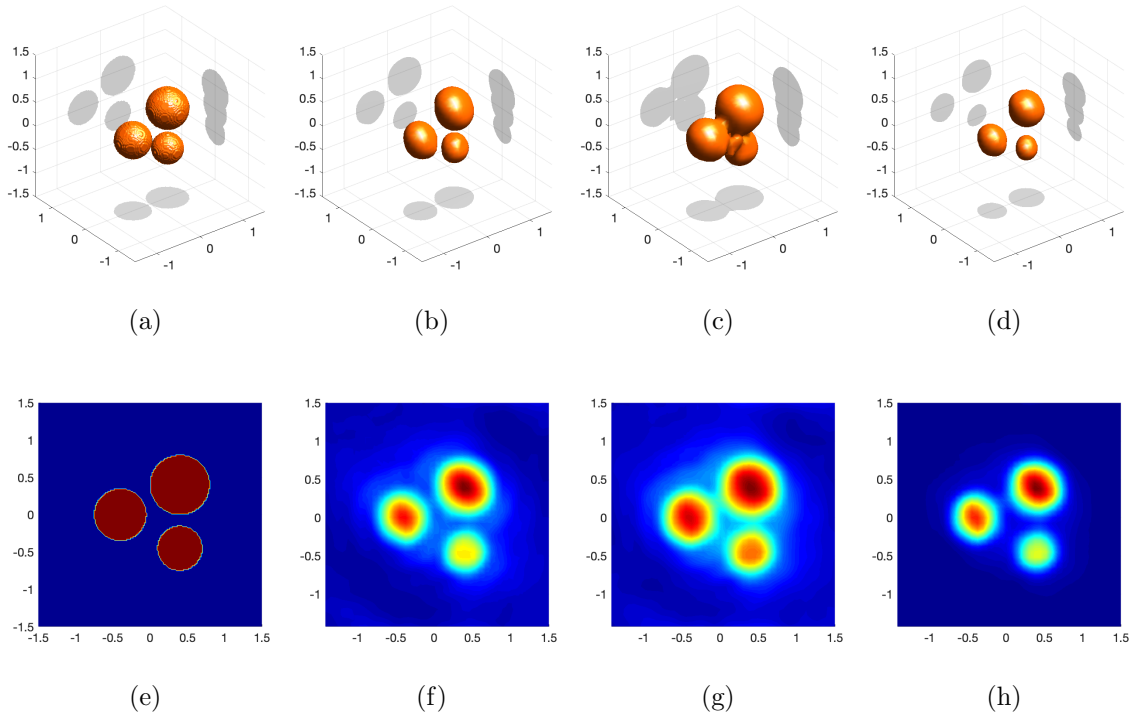


Figure 1: Reconstruction with OSM and DSM for the scatterer including three different balls. $N_{\bar{\mathbf{x}}} \times N_{\mathbf{d}} = 325 \times 325$, wave number $k = 12$. There is 30% noise added to the data. (a) Exact geometry. (b) Reconstruction with \mathcal{I}_{OSM} . (c) Reconstruction with \mathcal{I}_{DSM} . (d) Reconstruction with $(\mathcal{I}_{DSM})^2$. (e) Cross-sectional view of the exact geometry. (f) Cross-sectional view of the computed \mathcal{I}_{OSM} . (g) Cross-sectional view of the computed \mathcal{I}_{DSM} . (h) Cross-sectional view of the computed $(\mathcal{I}_{DSM})^2$. The isovalue in the isosurface plotting is $1/3$ of the maximal value of the computed imaging functionals.

of the case $k = 12$ (Figure 3(c)). Although we can see two components of the scatterers in the reconstruction the shape and locations are not very accurate. The result is even worse if we have less data, see Figure 3(d). More precisely, for $N_{\bar{\mathbf{x}}} \times N_{\mathbf{d}} = 91 \times 91$ and $k = 12$, the reconstruction is no longer reasonable.

5.4 OSM for other types of scatterers (Figure 4).

In this example we present in Figure 4 the reconstruction results for three different types of scatterers. We consider scatterers with more complicated shapes and non-smooth geometries. For the scatterer in Figure 4(a) the anisotropic contrast $P(\mathbf{x})$ is

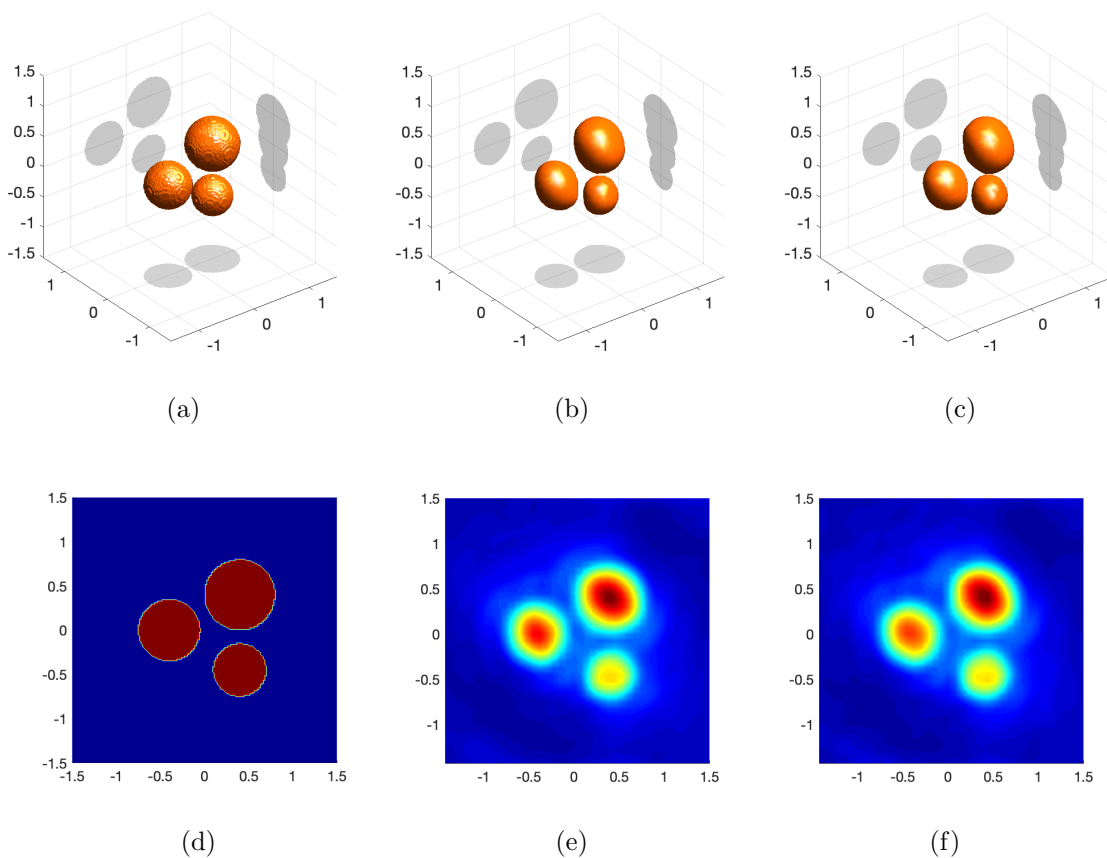


Figure 2: Reconstruction with highly noisy data using OSM. $N_{\hat{\mathbf{x}}} \times N_{\mathbf{d}} = 325 \times 325$, wave number $k = 12$. (a) Exact geometry. (b) Reconstruction for 60% noise. (c) Reconstruction for 90% noise. (d) Cross-sectional view of the exact geometry. (e) Cross-sectional view of the computed \mathcal{I}_{OSM} for 60% noise. (f) Cross-sectional view of the computed \mathcal{I}_{OSM} for 90% noise. The isovalue in the isosurface plotting is $1/3$ of the maximal value of the computed \mathcal{I}_{OSM} .

again a smoothly varying function defined by

$$\begin{aligned}
 D_1 &= \{\mathbf{x} \in \mathbb{R}^3 : |\mathbf{x} - \mathbf{a}|^2 < 0.3^2, \mathbf{a} = (0, 0, 0.4)^\top\} \\
 D_2 &= \{\mathbf{x} \in \mathbb{R}^3 : |\mathbf{x} - \mathbf{b}|^2 < 0.5^2, \mathbf{b} = (0, 0, -0.3)^\top\} \\
 P(\mathbf{x}) &= \begin{cases} \frac{A}{2} \exp\left(1 - \frac{0.3^2}{0.3^2 - |\mathbf{x} - \mathbf{a}|^2}\right), & \mathbf{x} \in D_1 \\ \frac{A}{2} \exp\left(1 - \frac{0.5^2}{0.5^2 - |\mathbf{x} - \mathbf{b}|^2}\right), & \mathbf{x} \in D_2 \\ 0, & \text{else,} \end{cases}
 \end{aligned}$$

where matrix A is given by (13). The contrast $P(\mathbf{x})$ for the scatterers in Figures 4(d) and 4(g) are respectively equal to $A/2$ and $A/4$ in Ω and 0 outside of Ω . Again,

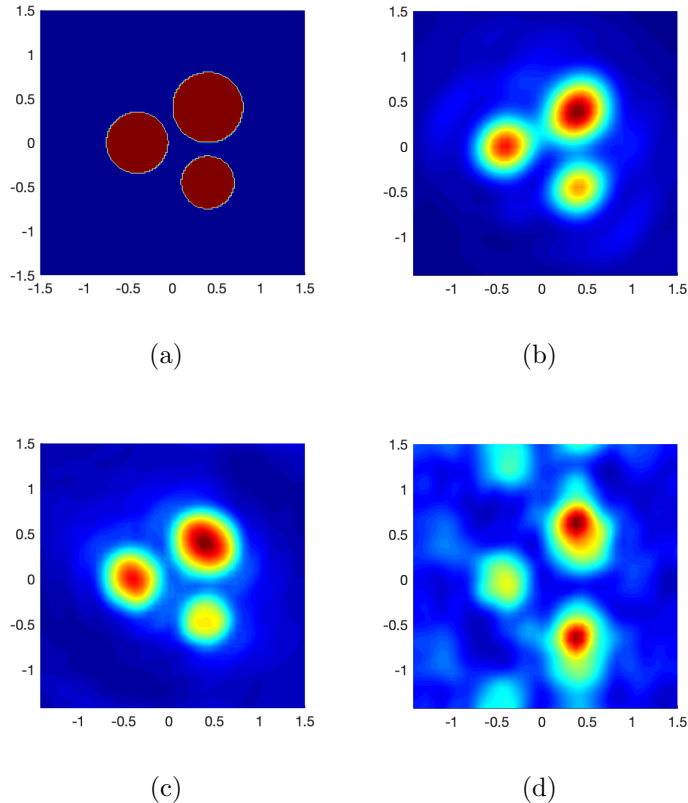


Figure 3: Reconstruction with a smaller wave number and a smaller amount of scattering data in cross-sectional views of the computed \mathcal{I}_{OSM} . There is 30% noise added to the data. (a) Exact geometry. (b) $N_{\bar{x}} \times N_{\mathbf{d}} = 325 \times 325$ and $k = 6$. (c) $N_{\bar{x}} \times N_{\mathbf{d}} = 325 \times 325$ and $k = 12$. (d) $N_{\bar{x}} \times N_{\mathbf{d}} = 91 \times 91$ and $k = 12$.

$N_{\bar{x}} \times N_{\mathbf{d}} = 325 \times 325$, $k = 12$ and the data are perturbed by 30% noise. The pictures show that with the right amount of data the sampling method is able to provide good reconstruction results for scatterers with more complicated shapes. We also observe that for scatterers with non-smooth geometries like in Figures 4(d) and 4(g), the isovalue in the isosurface plotting should be 1/2 of the maximal value of the computed imaging functional \mathcal{I}_{OSM} to give a better three-dimensional image.

6 Summary

We study the OSM for solving the electromagnetic inverse scattering problem for anisotropic media with far field data. We propose an imaging functional for the OSM which is able to compute the location and shape of electromagnetic scatterers in a fast and robust way. Using tools of the Factorization method analysis and the Funk-Hecke formula we are able to establish a rigorous justification and resolution analysis for

the proposed imaging functional. We also prove that this functional is equivalent to that of the DSM and that our resolution analysis for the OSM can be directly applied to the DSM. Numerical results for three-dimensional anisotropic scatterers are presented. Together with our recent work in [20], where the OSM is justified for the electromagnetic inverse scattering with one incident plane wave, we have provided a versatile approach for solving the electromagnetic inverse scattering problem.

Acknowledgement. The work of DLN is partially supported by NSF grant DMS-1812693.

References

- [1] A.-M. Alzaalig, “Direct Sampling Methods for Inverse Scattering Problems”, Ph.D. Thesis, Michigan Technological University (2017).
- [2] L. Audibert and H. Haddar, A generalized formulation of the linear sampling method with exact characterization of targets in terms of far-field measurements, *Inverse Problems* **30** 035011 (2014).
- [3] T. Arens, Why linear sampling method works, *Inverse Problems* **20** 163-173 (2004).
- [4] T. Arens and A. Lechleiter, Indicator Functions for Shape Reconstruction Related to the Linear Sampling Method, *SIAM J. Imaging Sci.* **8** 513-535 (2015) .
- [5] F. Cakoni, D. Colton, and P. Monk, “*The linear Sampling Method in Inverse Electromagnetic Scattering*”, CBMS Series, SIAM Publications 80, (2011).
- [6] F. Cakoni, D. Colton, and H. Haddar, *Inverse Scattering Theory and Transmission Eigenvalues* CBMS-NSF Regional Conference Series in Applied Mathematics, SIAM 2016.
- [7] F. Cakoni and J. Rezac, Direct imaging of small scatterers using reduced time dependent data, *J. Comput. Phys.* **338** 371-387 (2017).
- [8] D. Colton and R. Kress. *Inverse Acoustic and Electromagnetic Scattering Theory*. Springer, New York, 3rd edition, 2013.
- [9] R. Griesmaier, Multi-frequency orthogonality sampling for inverse obstacle scattering problems *Inverse Problems* **27** 085005 (2011).
- [10] I. Harris and A. Kleefeld, Analysis of new direct sampling indicators for Far-field measurements. *Inverse Problems* **35** 054002 (2019)

- [11] H. Heck, G. Nakamura and H. Wang, Linear sampling method for identifying cavities in a heat conductor, *Inverse Problems*, **28** 075014 (2012).
- [12] H. Haddar, Analysis of Some Qualitative Methods for Inverse Electromagnetic Scattering Problems, *Computational electromagnetism*. Notes from the CIME School held in Cetraro, June 9-14, 2014.
- [13] K. Ito, B. Jin and J. Zou, A direct sampling method for inverse electromagnetic medium scattering *Inverse Problems* **29** 095018 (2013)
- [14] X. Ji, X. Liu and Y. Xi, Direct sampling methods for inverse elastic scattering problems, *Inverse Problems* **34** 035008 (2018).
- [15] A. Kirsch, The factorization method for Maxwell's equations, *Inverse Problems* **20** S117–S134 (2004).
- [16] A. Kirsch and N.I. Grinberg. *The Factorization Method for Inverse Problems*. Oxford Lecture Series in Mathematics and its Applications 36. Oxford University Press, 2008.
- [17] K. H. Leem, J. Liu and G. Pelekanos, Two direct factorization methods for inverse scattering problems, *Inverse Problems* **34** 125004 (2018).
- [18] X. Liu, A novel sampling method for multiple multiscale targets from scattering amplitudes at a fixed frequency. *Inverse Problems*, **33** 085011 (2017).
- [19] P. Monk, “*Finite Element Methods for Maxwell's Equations*”, Oxford University Press, 2003.
- [20] D.-L. Nguyen, Direct and Inverse Electromagnetic Scattering Problems for Bi-Anisotropic Media. *Inverse Problems*, <https://doi.org/10.1088/1361-6420/ab382d>, (2019).
- [21] R. Potthast, A study on orthogonality sampling, *Inverse Problems* **26** 074075 (2010).
- [22] B. Schweizer, On Friedrichs Inequality, Helmholtz Decomposition, Vector Potentials, and the div-curl Lemma. *Trends in Applications of Mathematics to Mechanics*. Springer INdAM Series, vol 27. Springer, 2018.

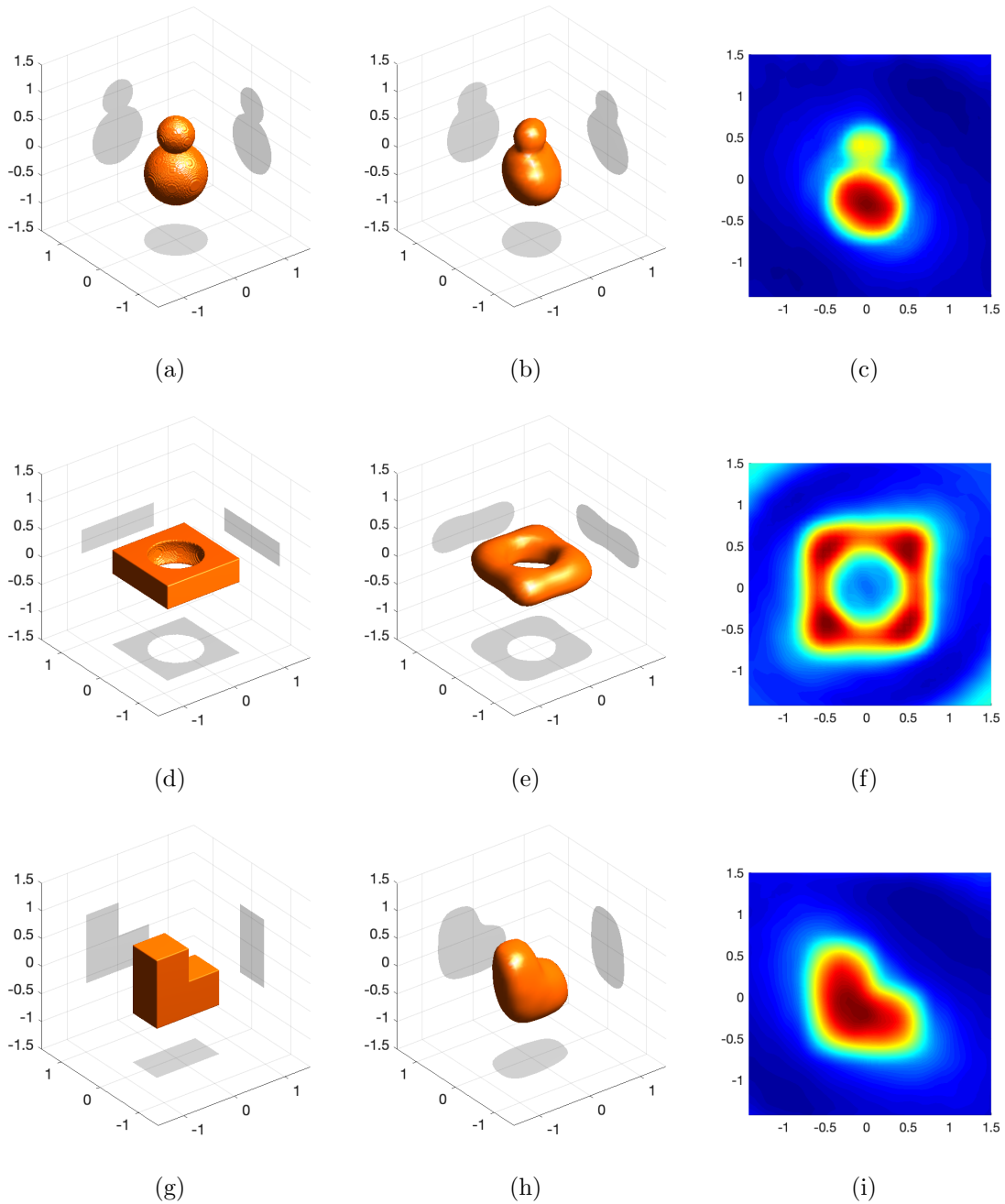


Figure 4: Reconstruction of scatterers with more complicated shapes using OSM. There is 30% noise in the scattering data, $N_{\mathbf{x}} \times N_{\mathbf{d}} = 325 \times 325$ and $k = 12$. The first column is the exact geometries and the second column is the corresponding reconstructions. Cross-sectional views of the computed \mathcal{I}_{OSM} are displayed in the last column. The isovalues in the isosurface plotting are respectively $1/3$ and $1/2$ of the maximal value of the computed \mathcal{I}_{OSM} for (b) and (e, h).