

Improved measurements of the absolute branching fractions of the inclusive decays $D^{+(0)} \rightarrow \phi X$

M. Ablikim¹, M. N. Achasov^{10,d}, P. Adlarson⁵⁹, S. Ahmed¹⁵, M. Albrecht⁴, M. Alekseev^{58A,58C}, A. Amoroso^{58A,58C}, F. F. An¹, Q. An^{55,43}, Y. Bai⁴², O. Bakina²⁷, R. Baldini Ferrolri^{23A}, I. Balossino^{24A}, Y. Ban³⁵, K. Begzsuren²⁵, J. V. Bennett⁵, N. Berger²⁶, M. Bertani^{23A}, D. Bettoni^{24A}, F. Bianchi^{58A,58C}, J. Biernat⁵⁹, J. Bloms⁵², I. Boyko²⁷, R. A. Briere⁵, H. Cai⁶⁰, X. Cai^{1,43}, A. Calcaterra^{23A}, G. F. Cao^{1,47}, N. Cao^{1,47}, S. A. Cetin^{46B}, J. Chai^{58C}, J. F. Chang^{1,43}, W. L. Chang^{1,47}, G. Chelkov^{27,b,c}, D. Y. Chen⁶, G. Chen¹, H. S. Chen^{1,47}, J. C. Chen¹, M. L. Chen^{1,43}, S. J. Chen³³, Y. B. Chen^{1,43}, W. Cheng^{58C}, G. Cibinetto^{24A}, F. Cossio^{58C}, X. F. Cui³⁴, H. L. Dai^{1,43}, J. P. Dai^{38,h}, X. C. Dai^{1,47}, A. Dbeyssi¹⁵, D. Dedovich²⁷, Z. Y. Deng¹, A. Denig²⁶, I. Denysenko²⁷, M. Destefanis^{58A,58C}, F. De Mori^{58A,58C}, Y. Ding³¹, C. Dong³⁴, J. Dong^{1,43}, L. Y. Dong^{1,47}, M. Y. Dong^{1,43,47}, Z. L. Dou³³, S. X. Du⁶³, J. Z. Fan⁴⁵, J. Fang^{1,43}, S. S. Fang^{1,47}, Y. Fang¹, R. Farinelli^{24A,24B}, L. Fava^{58B,58C}, F. Feldbauer⁴, G. Felici^{23A}, C. Q. Feng^{55,43}, M. Fritsch⁴, C. D. Fu¹, Y. Fu¹, Q. Gao¹, X. L. Gao^{55,43}, Y. Gao⁴⁵, Y. Gao⁵⁶, Y. G. Gao⁶, Z. Gao^{55,43}, B. Garillon²⁶, I. Garzia^{24A}, E. M. Gersabeck⁵⁰, A. Gilman⁵¹, K. Goetzen¹¹, L. Gong³⁴, W. X. Gong^{1,43}, W. Gradl²⁶, M. Greco^{58A,58C}, L. M. Gu³³, M. H. Gu^{1,43}, S. Gu², Y. T. Gu¹³, A. Q. Guo²², L. B. Guo³², R. P. Guo³⁶, Y. P. Guo²⁶, A. Guskov²⁷, S. Han⁶⁰, X. Q. Hao¹⁶, F. A. Harris⁴⁸, K. L. He^{1,47}, F. H. Heinsius⁴, T. Held⁴, Y. K. Heng^{1,43,47}, M. Himmelreich^{11,g}, Y. R. Hou⁴⁷, Z. L. Hou¹, H. M. Hu^{1,47}, J. F. Hu^{38,h}, T. Hu^{1,43,47}, Y. Hu¹, G. S. Huang^{55,43}, J. S. Huang¹⁶, X. T. Huang³⁷, X. Z. Huang³³, N. Huesken⁵², T. Hussain⁵⁷, W. Ikegami Andersson⁵⁹, W. Imoehl²², M. Irshad^{55,43}, Q. Ji¹, Q. P. Ji¹⁶, X. B. Ji^{1,47}, X. L. Ji^{1,43}, H. L. Jiang³⁷, X. S. Jiang^{1,43,47}, X. Y. Jiang³⁴, J. B. Jiao³⁷, Z. Jiao¹⁸, D. P. Jin^{1,43,47}, S. Jin³³, Y. Jin⁴⁹, T. Johansson⁵⁹, N. Kalantar-Nayestanaki²⁹, X. S. Kang³¹, R. Kappert²⁹, M. Kavatsyuk²⁹, B. C. Ke¹, I. K. Keshk⁴, A. Khoukaz⁵², P. Kiese²⁶, R. Kiuchi¹, R. Kliemt¹¹, L. Koch²⁸, O. B. Kolcu^{46B,f}, B. Kopf⁴, M. Kuemmel⁴, M. Kuessner⁴, A. Kupsc⁵⁹, M. Kurth¹, M. G. Kurth^{1,47}, W. Kühn²⁸, J. S. Lange²⁸, P. Larin¹⁵, L. Lavezzi^{58C}, H. Leithoff²⁶, T. Lenz²⁶, C. Li⁵⁹, Cheng Li^{55,43}, D. M. Li⁶³, F. Li^{1,43}, F. Y. Li³⁵, G. Li¹, H. B. Li^{1,47}, H. J. Li^{9,j}, J. C. Li¹, J. W. Li⁴¹, Ke Li¹, L. K. Li¹, Lei Li³, P. L. Li^{55,43}, P. R. Li³⁰, Q. Y. Li³⁷, W. D. Li^{1,47}, W. G. Li¹, X. H. Li^{55,43}, X. L. Li³⁷, X. N. Li^{1,43}, Z. B. Li⁴⁴, Z. Y. Li⁴⁴, H. Liang^{1,47}, H. Liang^{55,43}, Y. F. Liang⁴⁰, Y. T. Liang²⁸, G. R. Liao¹², L. Z. Liao^{1,47}, J. Libby²¹, C. X. Lin⁴⁴, D. X. Lin¹⁵, Y. J. Lin¹³, B. Liu^{38,h}, B. J. Liu¹, C. X. Liu¹, D. Liu^{55,43}, D. Y. Liu^{38,h}, F. H. Liu³⁹, Fang Liu¹, Feng Liu⁶, H. B. Liu¹³, H. M. Liu^{1,47}, Huanhuan Liu¹, Huihui Liu¹⁷, J. B. Liu^{55,43}, J. Y. Liu^{1,47}, K. Y. Liu³¹, Ke Liu⁶, L. Y. Liu¹³, Q. Liu⁴⁷, S. B. Liu^{55,43}, T. Liu^{1,47}, X. Liu³⁰, X. Y. Liu^{1,47}, Y. B. Liu³⁴, Z. A. Liu^{1,43,47}, Zhiqing Liu³⁷, Y. F. Long³⁵, X. C. Lou^{1,43,47}, H. J. Lu¹⁸, J. D. Lu^{1,47}, J. G. Lu^{1,43}, Y. Lu¹, Y. P. Lu^{1,43}, C. L. Luo⁶², M. X. Luo⁶², P. W. Luo⁴⁴, T. Luo^{9,j}, X. L. Luo^{1,43}, S. Lusso^{58C}, X. R. Lyu⁴⁷, F. C. Ma³¹, H. L. Ma¹, L. L. Ma³⁷, M. M. Ma^{1,47}, Q. M. Ma¹, X. N. Ma³⁴, X. X. Ma^{1,47}, X. Y. Ma^{1,43}, Y. M. Ma³⁷, F. E. Maas¹⁵, M. Maggiora^{58A,58C}, S. Maldaner²⁶, S. Malde⁵³, Q. A. Malik⁵⁷, A. Mangoni^{23B}, Y. J. Mao³⁵, Z. P. Mao¹, S. Marcello^{58A,58C}, Z. X. Meng⁴⁹, J. G. Messchendorp²⁹, G. Mezzadri^{24A}, J. Min^{1,43}, T. J. Min³³, R. E. Mitchell²², X. H. Mo^{1,43,47}, Y. J. Mo⁶, C. Morales Morales¹⁵, N. Yu. Muchnoi^{10,d}, H. Muramatsu⁵¹, A. Mustafa⁴, S. Nakhoul^{11,g}, Y. Nefedov²⁷, F. Nerling^{11,g}, I. B. Nikolaev^{10,d}, Z. Ning^{1,43}, S. Nisar^{8,k}, S. L. Niu^{1,43}, S. L. Olsen⁴⁷, Q. Ouyang^{1,43,47}, S. Pacetti^{23B}, Y. Pan^{55,43}, M. Papenbrock⁵⁹, P. Patteri^{23A}, M. Pelizaeus⁴, H. P. Peng^{55,43}, K. Peters^{11,g}, J. Pettersson⁵⁹, J. L. Ping³², R. G. Ping^{1,47}, A. Pitka⁴, R. Poling⁵¹, V. Prasad^{55,43}, H. R. Qi², M. Qi³³, T. Y. Qi², S. Qian^{1,43}, C. F. Qiao⁴⁷, N. Qin⁶⁰, X. P. Qin¹³, X. S. Qin⁴, Z. H. Qin^{1,43}, J. F. Qiu¹, S. Q. Qu³⁴, K. H. Rashid^{57,i}, K. Ravindran²¹, C. F. Redmer²⁶, M. Richter⁴, A. Rivetti^{58C}, V. Rodin²⁹, M. Rolo^{58C}, G. Rong^{1,47}, Ch. Rosner¹⁵, M. Rump⁵², A. Sarantsev^{27,e}, M. Savrié^{24B}, Y. Schelhaas²⁶, K. Schoenning⁵⁹, W. Shan¹⁹, X. Y. Shan^{55,43}, M. Shao^{55,43}, C. P. Shen², P. X. Shen³⁴, X. Y. Shen^{1,47}, H. Y. Sheng¹, X. Shi^{1,43}, X. D. Shi^{55,43}, J. J. Song³⁷, Q. Q. Song^{55,43}, X. Y. Song¹, S. Sosio^{58A,58C}, C. Sowa⁴, S. Spataro^{58A,58C}, F. F. Sui³⁷, G. X. Sun¹, J. F. Sun¹⁶, L. Sun⁶⁰, S. S. Sun^{1,47}, X. H. Sun¹, Y. J. Sun^{55,43}, Y. K. Sun^{55,43}, Y. Z. Sun¹, Z. J. Sun^{1,43}, Z. T. Sun¹, Y. T. Tan^{55,43}, C. J. Tang⁴⁰, G. Y. Tang¹, X. Tang¹, V. Thoren⁵⁹, B. Tsednee²⁵, I. Uman^{46D}, B. Wang¹, B. L. Wang⁴⁷, C. W. Wang³³, D. Y. Wang³⁵, K. Wang^{1,43}, L. L. Wang¹, L. S. Wang¹, M. Wang³⁷, M. Z. Wang³⁵, Meng Wang^{1,47}, P. L. Wang¹, R. M. Wang⁶¹, W. P. Wang^{55,43}, X. Wang³⁵, X. F. Wang¹, X. L. Wang^{9,j}, Y. Wang⁴⁴, Y. Wang^{55,43}, Y. F. Wang^{1,43,47}, Y. Q. Wang¹, Z. Wang^{1,43}, Z. G. Wang^{1,43}, Z. Y. Wang¹, Zongyuan Wang^{1,47}, T. Weber⁴, D. H. Wei¹², P. Weidenkaff²⁶, H. W. Wen³², S. P. Wen¹, U. Wiedner⁴, G. Wilkinson⁵³, M. Wolke⁵⁹, L. H. Wu¹, L. J. Wu^{1,47}, Z. Wu^{1,43}, L. Xia^{55,43}, Y. Xia²⁰, S. Y. Xiao¹, Y. J. Xiao^{1,47}, Z. J. Xiao³², Y. G. Xie^{1,43}, Y. H. Xie⁶, T. Y. Xing^{1,47}, X. A. Xiong^{1,47}, Q. L. Xiu^{1,43}, G. F. Xu¹, J. J. Xu³³, L. Xu¹, Q. J. Xu¹⁴, W. Xu^{1,47}, X. P. Xu⁴¹, F. Yan⁵⁶, L. Yan^{58A,58C}, W. B. Yan^{55,43}, W. C. Yan², Y. H. Yan²⁰, H. J. Yang^{38,h}, H. X. Yang¹, L. Yang⁶⁰, R. X. Yang^{55,43}, S. L. Yang^{1,47}, Y. H. Yang³³,

Y. X. Yang¹², Yifan Yang^{1,47}, Z. Q. Yang²⁰, M. Ye^{1,43}, M. H. Ye⁷, J. H. Yin¹, Z. Y. You⁴⁴, B. X. Yu^{1,43,47}, C. X. Yu³⁴, J. S. Yu²⁰, T. Yu⁵⁶, C. Z. Yuan^{1,47}, X. Q. Yuan³⁵, Y. Yuan¹, A. Yuncu^{46B,a}, A. A. Zafar⁵⁷, Y. Zeng²⁰, B. X. Zhang¹, B. Y. Zhang^{1,43}, C. C. Zhang¹, D. H. Zhang¹, H. H. Zhang⁴⁴, H. Y. Zhang^{1,43}, J. Zhang^{1,47}, J. L. Zhang⁶¹, J. Q. Zhang⁴, J. W. Zhang^{1,43,47}, J. Y. Zhang¹, J. Z. Zhang^{1,47}, K. Zhang^{1,47}, L. Zhang⁴⁵, L. Zhang³³, S. F. Zhang³³, T. J. Zhang^{38,h}, X. Y. Zhang³⁷, Y. Zhang^{55,43}, Y. H. Zhang^{1,43}, Y. T. Zhang^{55,43}, Yang Zhang¹, Yao Zhang¹, Yi Zhang^{9,j}, Yu Zhang⁴⁷, Z. H. Zhang⁶, Z. P. Zhang⁵⁵, Z. Y. Zhang⁶⁰, G. Zhao¹, J. W. Zhao^{1,43}, J. Y. Zhao^{1,47}, J. Z. Zhao^{1,43}, Lei Zhao^{55,43}, Ling Zhao¹, M. G. Zhao³⁴, Q. Zhao¹, S. J. Zhao⁶³, T. C. Zhao¹, Y. B. Zhao^{1,43}, Z. G. Zhao^{55,43}, A. Zhemchugov^{27,b}, B. Zheng⁵⁶, J. P. Zheng^{1,43}, Y. Zheng³⁵, Y. H. Zheng⁴⁷, B. Zhong³², L. Zhou^{1,43}, L. P. Zhou^{1,47}, Q. Zhou^{1,47}, X. Zhou⁶⁰, X. K. Zhou⁴⁷, X. R. Zhou^{55,43}, Xiaoyu Zhou²⁰, Xu Zhou²⁰, A. N. Zhu^{1,47}, J. Zhu³⁴, J. Zhu⁴⁴, K. Zhu¹, K. J. Zhu^{1,43,47}, S. H. Zhu⁵⁴, W. J. Zhu³⁴, X. L. Zhu⁴⁵, Y. C. Zhu^{55,43}, Y. S. Zhu^{1,47}, Z. A. Zhu^{1,47}, J. Zhuang^{1,43}, B. S. Zou¹, J. H. Zou¹

(BESIII Collaboration)

¹ *Institute of High Energy Physics, Beijing 100049, People's Republic of China*

² *Beihang University, Beijing 100191, People's Republic of China*

³ *Beijing Institute of Petrochemical Technology, Beijing 102617, People's Republic of China*

⁴ *Bochum Ruhr-University, D-44780 Bochum, Germany*

⁵ *Carnegie Mellon University, Pittsburgh, Pennsylvania 15213, USA*

⁶ *Central China Normal University, Wuhan 430079, People's Republic of China*

⁷ *China Center of Advanced Science and Technology, Beijing 100190, People's Republic of China*

⁸ *COMSATS University Islamabad, Lahore Campus, Defence Road, Off Raiwind Road, 54000 Lahore, Pakistan*

⁹ *Fudan University, Shanghai 200443, People's Republic of China*

¹⁰ *G.I. Budker Institute of Nuclear Physics SB RAS (BINP), Novosibirsk 630090, Russia*

¹¹ *GSI Helmholtzcentre for Heavy Ion Research GmbH, D-64291 Darmstadt, Germany*

¹² *Guangxi Normal University, Guilin 541004, People's Republic of China*

¹³ *Guangxi University, Nanning 530004, People's Republic of China*

¹⁴ *Hangzhou Normal University, Hangzhou 310036, People's Republic of China*

¹⁵ *Helmholtz Institute Mainz, Johann-Joachim-Becher-Weg 45, D-55099 Mainz, Germany*

¹⁶ *Henan Normal University, Xinxiang 453007, People's Republic of China*

¹⁷ *Henan University of Science and Technology, Luoyang 471003, People's Republic of China*

¹⁸ *Huangshan College, Huangshan 245000, People's Republic of China*

¹⁹ *Hunan Normal University, Changsha 410081, People's Republic of China*

²⁰ *Hunan University, Changsha 410082, People's Republic of China*

²¹ *Indian Institute of Technology Madras, Chennai 600036, India*

²² *Indiana University, Bloomington, Indiana 47405, USA*

²³ *(A)INFN Laboratori Nazionali di Frascati, I-00044, Frascati, Italy; (B)INFN and University of Perugia, I-06100, Perugia, Italy*

²⁴ *(A)INFN Sezione di Ferrara, I-44122, Ferrara, Italy; (B)University of Ferrara, I-44122, Ferrara, Italy*

²⁵ *Institute of Physics and Technology, Peace Ave. 54B, Ulaanbaatar 13330, Mongolia*

²⁶ *Johannes Gutenberg University of Mainz, Johann-Joachim-Becher-Weg 45, D-55099 Mainz, Germany*

²⁷ *Joint Institute for Nuclear Research, 141980 Dubna, Moscow region, Russia*

²⁸ *Justus-Liebig-Universitaet Giessen, II. Physikalisches Institut, Heinrich-Buff-Ring 16, D-35392 Giessen, Germany*

²⁹ *KVI-CART, University of Groningen, NL-9747 AA Groningen, The Netherlands*

³⁰ *Lanzhou University, Lanzhou 730000, People's Republic of China*

³¹ *Liaoning University, Shenyang 110036, People's Republic of China*

³² *Nanjing Normal University, Nanjing 210023, People's Republic of China*

³³ *Nanjing University, Nanjing 210093, People's Republic of China*

³⁴ *Nankai University, Tianjin 300071, People's Republic of China*

³⁵ *Peking University, Beijing 100871, People's Republic of China*

³⁶ *Shandong Normal University, Jinan 250014, People's Republic of China*

³⁷ *Shandong University, Jinan 250100, People's Republic of China*

³⁸ *Shanghai Jiao Tong University, Shanghai 200240, People's Republic of China*

³⁹ *Shanxi University, Taiyuan 030006, People's Republic of China*

⁴⁰ *Sichuan University, Chengdu 610064, People's Republic of China*

- ⁴¹ Soochow University, Suzhou 215006, People's Republic of China
⁴² Southeast University, Nanjing 211100, People's Republic of China
⁴³ State Key Laboratory of Particle Detection and Electronics, Beijing 100049, Hefei 230026, People's Republic of China
⁴⁴ Sun Yat-Sen University, Guangzhou 510275, People's Republic of China
⁴⁵ Tsinghua University, Beijing 100084, People's Republic of China
⁴⁶ (A)Ankara University, 06100 Tandogan, Ankara, Turkey; (B)Istanbul Bilgi University, 34060 Eyup, Istanbul, Turkey; (C)Uludag University, 16059 Bursa, Turkey; (D)Near East University, Nicosia, North Cyprus, Mersin 10, Turkey
⁴⁷ University of Chinese Academy of Sciences, Beijing 100049, People's Republic of China
⁴⁸ University of Hawaii, Honolulu, Hawaii 96822, USA
⁴⁹ University of Jinan, Jinan 250022, People's Republic of China
⁵⁰ University of Manchester, Oxford Road, Manchester, M13 9PL, United Kingdom
⁵¹ University of Minnesota, Minneapolis, Minnesota 55455, USA
⁵² University of Muenster, Wilhelm-Klemm-Str. 9, 48149 Muenster, Germany
⁵³ University of Oxford, Keble Rd, Oxford, UK OX13RH
⁵⁴ University of Science and Technology Liaoning, Anshan 114051, People's Republic of China
⁵⁵ University of Science and Technology of China, Hefei 230026, People's Republic of China
⁵⁶ University of South China, Hengyang 421001, People's Republic of China
⁵⁷ University of the Punjab, Lahore-54590, Pakistan
⁵⁸ (A)University of Turin, I-10125, Turin, Italy; (B)University of Eastern Piedmont, I-15121, Alessandria, Italy; (C)INFN, I-10125, Turin, Italy
⁵⁹ Uppsala University, Box 516, SE-75120 Uppsala, Sweden
⁶⁰ Wuhan University, Wuhan 430072, People's Republic of China
⁶¹ Xinyang Normal University, Xinyang 464000, People's Republic of China
⁶² Zhejiang University, Hangzhou 310027, People's Republic of China
⁶³ Zhengzhou University, Zhengzhou 450001, People's Republic of China
- ^a Also at Bogazici University, 34342 Istanbul, Turkey
^b Also at the Moscow Institute of Physics and Technology, Moscow 141700, Russia
^c Also at the Functional Electronics Laboratory, Tomsk State University, Tomsk, 634050, Russia
^d Also at the Novosibirsk State University, Novosibirsk, 630090, Russia
^e Also at the NRC "Kurchatov Institute", PNPI, 188300, Gatchina, Russia
^f Also at Istanbul Arel University, 34295 Istanbul, Turkey
^g Also at Goethe University Frankfurt, 60323 Frankfurt am Main, Germany
^h Also at Key Laboratory for Particle Physics, Astrophysics and Cosmology, Ministry of Education; Shanghai Key Laboratory for Particle Physics and Cosmology; Institute of Nuclear and Particle Physics, Shanghai 200240, People's Republic of China
ⁱ Also at Government College Women University, Sialkot - 51310. Punjab, Pakistan.
^j Also at Key Laboratory of Nuclear Physics and Ion-beam Application (MOE) and Institute of Modern Physics, Fudan University, Shanghai 200443, People's Republic of China
^k Also at Harvard University, Department of Physics, Cambridge, MA, 02138, USA

By analyzing 2.93 fb^{-1} of e^+e^- annihilation data taken at the center-of-mass energy $\sqrt{s} = 3.773 \text{ GeV}$ with the BESIII detector, we determine the branching fractions of the inclusive decays $D^+ \rightarrow \phi X$ and $D^0 \rightarrow \phi X$ to be $(1.135 \pm 0.034 \pm 0.031)\%$ and $(1.090 \pm 0.028 \pm 0.035)\%$, respectively, where X denotes any possible particle combination. The first uncertainties are statistical and the second systematic. We also determine the branching fractions of the decays $D \rightarrow \phi X$ and their charge conjugate modes $\bar{D} \rightarrow \phi \bar{X}$ separately for the first time, and no significant CP asymmetry is observed.

PACS numbers: 13.20.Fc, 13.66.Bc

*qusq@mail.nankai.edu.cn

†zhaomg@nankai.edu.cn

I. INTRODUCTION

Experimental studies of the inclusive $D \rightarrow \phi X$ decays, where X denotes any possible particle combination, are important for charm physics due to the following reasons. Firstly, precise measurements of their branching fractions offer an independent check on the existence of unmeasured or overestimated exclusive decays that include a ϕ meson. A measurable difference between the inclusive and exclusive decay branching fractions would indicate the size of as yet unmeasured decays, or would imply that some decays are overestimated, requiring complementary or more precise measurements. Previous measurements of the branching fractions for inclusive $D^+ \rightarrow \phi X$ and $D^0 \rightarrow \phi X$ decays were made by BES and CLEO [1, 2] with 22.3 pb^{-1} and 281 pb^{-1} of e^+e^- annihilation data samples taken at the center-of-mass energies $\sqrt{s}=4.03$ and 3.774 GeV , respectively. Table I summarizes the branching fractions of the reported exclusive D decays to ϕ , where the branching fractions of $D^+ \rightarrow \phi\pi^+$, $D^+ \rightarrow \phi K^+$, $D^0 \rightarrow \phi\pi^0$ and $D^0 \rightarrow \phi\eta$ are quoted from the recent BESIII measurements [3], while the others are quoted from the PDG [4]. In this paper, we report improved measurements of the branching fractions of these inclusive decays by using 2.93 fb^{-1} of e^+e^- annihilation data taken at $\sqrt{s}=3.773 \text{ GeV}$ with the BESIII detector. Throughout this paper, the charged conjugate modes are implied unless stated explicitly.

Secondly, charge-parity (CP) violation plays an important role in interpreting the matter-antimatter asymmetry in the universe and in searching for new physics beyond the standard model (SM). It has been well established in the K - and B -meson systems. In the SM, however, CP violation in charm decays is expected to be much smaller [5–7]. Searching for CP violation in D meson decays is important to explore physics beyond the SM. Recently, CP violation in charm sector was observed for the first time in the charm hadrons decays at LHCb [8]. In this paper, we search for CP violation in the inclusive $D \rightarrow \phi X$ and $\bar{D} \rightarrow \phi X$ decays.

II. BESIII DETECTOR AND MONTE CARLO SIMULATION

The BESIII detector is a magnetic spectrometer [9] located at the Beijing Electron Positron Collider (BEPCII) [10]. The cylindrical core of the BESIII detector consists of a helium-based multilayer drift chamber (MDC), a plastic scintillator time-of-flight system (TOF), and a CsI(Tl) electromagnetic calorimeter (EMC), which are all enclosed in a superconducting solenoidal magnet providing a 1.0 T magnetic field. The solenoid is supported by an octagonal flux-return yoke with resistive plate counter muon identifier modules interleaved with steel. The acceptance of charged particles and photons is 93% over 4π solid angle. The charged-particle momentum resolution at $1 \text{ GeV}/c$ is 0.5%, and

TABLE I. The branching fractions of the known exclusive decays $D^{+(0)} \rightarrow \phi X$.

Decay mode	\mathcal{B}
$D^+ \rightarrow \phi\pi^+\pi^0$	$(2.3 \pm 1.0)\%$
$D^+ \rightarrow \phi\rho^+$	$< 1.5\%$
$D^+ \rightarrow \phi\pi^+$	$(5.70 \pm 0.14) \times 10^{-3}$
$D^+ \rightarrow \phi K^+$	$< 2.1 \times 10^{-5}$
Sum	$(2.87 \pm 1.00)\%$
$D^0 \rightarrow \phi\gamma$	$(2.81 \pm 0.19) \times 10^{-5}$
$D^0 \rightarrow \phi K_S^0$	$(4.13 \pm 0.31) \times 10^{-3}$
$D^0 \rightarrow \phi K_L^0$	$(4.13 \pm 0.31) \times 10^{-3}$
$D^0 \rightarrow \phi\omega$	$< 2.1 \times 10^{-3}$
$D^0 \rightarrow \phi(\pi^+\pi^-)_{S\text{-wave}}$	$(20 \pm 10) \times 10^{-5}$
$D^0 \rightarrow (\phi\rho^0)_{S\text{-wave}}$	$(14.0 \pm 1.2) \times 10^{-4}$
$D^0 \rightarrow (\phi\rho^0)_{D\text{-wave}}$	$(8.5 \pm 2.8) \times 10^{-5}$
$D^0 \rightarrow (\phi\rho^0)_{P\text{-wave}}$	$(8.1 \pm 3.8) \times 10^{-5}$
$D^0 \rightarrow \phi\pi^0$	$(1.17 \pm 0.04) \times 10^{-3}$
$D^0 \rightarrow \phi\eta$	$(1.81 \pm 0.46) \times 10^{-4}$
Sum	$(1.14 \pm 0.02)\%$

the dE/dx resolution is 6% for the electrons from Bhabha scattering. The EMC measures photon energies with a resolution of 2.5% (5%) at 1 GeV in the barrel (end cap) region. The time resolution of the TOF barrel part is 68 ps, while that of the end cap part is 110 ps. The end cap TOF system was upgraded in 2015 with multi-gap resistive plate chamber technology, providing a time resolution of 60 ps [11]. More details about the design and performance of the detector are given in Ref. [9].

Simulated samples of events produced with the GEANT4-based [12] Monte Carlo (MC) package, which includes the geometric description of the BESIII detector and the detector response, are used to determine the detection efficiency and to estimate the backgrounds. The simulation includes the beam energy spread and initial state radiation (ISR) in the e^+e^- annihilations modeled with the generator KKMC [13, 14]. The inclusive MC samples consist of the production of $D\bar{D}$ pairs with consideration of quantum coherence for all neutral D modes, the non- $D\bar{D}$ decays of the $\psi(3770)$, the ISR production of the J/ψ and $\psi(3686)$ states, and the continuum processes incorporated in KKMC [13, 14]. The known decay modes are modeled with EVTGEN [15, 16] using branching fractions taken from the Particle Data Group [4], and the remaining unknown charmonium decays are modeled by LUNDCHARM [17]. Final state radiation from charged final state particles is incorporated with the PHOTOS package [18].

III. ANALYSIS METHOD

As the $\psi(3770)$ resonance peak lies just above $D\bar{D}$ threshold, it decays predominately into $D\bar{D}$ meson pairs. This advantage is leveraged by using a double-tag (DT) method, which was first developed by the MARKIII Collaboration [19, 20], to determined absolute branch-

ing fractions. If a \bar{D} (D^- or \bar{D}^0) meson is found in an event, the event is identified as an “ST event”. If the partner D (D^+ or D^0) is reconstructed in the rest of the event, the event is identified as a “double-tag (DT) event”. In this analysis, the ST D^- mesons are reconstructed by using $K^+\pi^-\pi^-$, $K^+\pi^-\pi^-\pi^0$, $K_S^0\pi^-$, $K_S^0\pi^-\pi^0$ and $K_S^0\pi^-\pi^+\pi^0$, and the ST \bar{D}^0 mesons are reconstructed by using $K^+\pi^-$, $K^+\pi^-\pi^0$ and $K^+\pi^-\pi^-\pi^+$. The DT D^+ and D^0 mesons are reconstructed by using ϕX , $\phi \rightarrow K^+K^-$. For a specific tag mode i , the ST and DT yields are expressed as

$$N_{\text{ST}}^i = 2N_{D\bar{D}}\mathcal{B}_{\text{ST}}^i\epsilon_{\text{ST}}^i, \quad N_{\text{DT}}^i = 2N_{D\bar{D}}\mathcal{B}_{\text{ST}}^i\mathcal{B}_{\text{sig}}\epsilon_{\text{DT}}^i \quad (1)$$

where $N_{D\bar{D}}$ is the number of $D\bar{D}$ pairs, $\mathcal{B}_{\text{ST}}^i$ and \mathcal{B}_{sig} are the branching fractions of the \bar{D} decay to ST mode i and the D decay to ϕX . ϵ_{ST}^i is the efficiency for finding the tag candidate, and ϵ_{DT}^i is the efficiency for simultaneously finding the \bar{D} decay to tag mode i and D decay to ϕX . The branching fraction for $D \rightarrow \phi X$ decay is given by

$$\mathcal{B} = \frac{N_{\text{DT}}}{\sum_i N_{\text{ST}}^i \cdot \epsilon_{\text{DT}}^i / \epsilon_{\text{ST}}^i} = \frac{N_{\text{DT}}}{N_{\text{ST}} \cdot \epsilon_{\text{sig}}} \quad (2)$$

where N_{DT} is the total yield of DT events, N_{ST} is the total ST yield, and $\epsilon_{\text{sig}} = \sum_i (N_{\text{ST}}^i \cdot \epsilon_{\text{DT}}^i / \epsilon_{\text{ST}}^i) / N_{\text{ST}}$ is the average efficiency of reconstructing the signal decay, weighted by the yields of tag modes in data.

IV. SELECTION AND YIELD OF ST \bar{D} MESONS

All charged tracks, except those originating from K_S^0 decays, are required to originate in the interaction region, which is defined as $V_{xy} < 1$ cm and $|V_z| < 10$ cm, where V_{xy} and $|V_z|$ denote the distances of the closest approach of the reconstructed track to the Interaction Point (IP) perpendicular to and parallel to the beam direction, respectively. Charged tracks are identified using confidence levels for the kaon (pion) hypothesis $CL_{K(\pi)}$, calculated with both dE/dx and TOF information. The kaon (pion) candidates are required to satisfy $CL_{K(\pi)} > CL_{\pi(K)}$ and $CL_{K(\pi)} > 0$. The K_S^0 candidates are formed from two oppositely charged tracks with $|V_z| < 20$ cm and $|\cos\theta| < 0.93$. The two charged tracks are assumed to be a $\pi^+\pi^-$ pair without PID and the $\pi^+\pi^-$ invariant mass must be within (0.487, 0.511) GeV/ c^2 . The photon candidates are selected from isolated EMC clusters. To suppress electronics noise and beam backgrounds, the clusters are required to have a start time within 700 ns after the event start time and have an opening angle greater than 10° with respect to the nearest extrapolated charged track. The energy of each EMC cluster is required to be larger than 25 MeV in the barrel region ($|\cos\theta| < 0.8$) or 50 MeV in the end-cap region ($0.86 < |\cos\theta| < 0.92$). To select π^0 meson candidates, the $\gamma\gamma$ invariant mass is required to be within (0.115, 0.150) GeV/ c^2 . The momentum resolution of π^0 candidates is improved with a

kinematic fit that constrains the $\gamma\gamma$ invariant mass to the π^0 nominal mass [4]. For $\bar{D}^0 \rightarrow K^+\pi^-$ candidates, backgrounds arising from cosmic rays and Bhabha scattering events are rejected with the same requirements as those described in Ref. [21].

The ST candidates are selected by reconstructing D^- decays to $K^+\pi^-\pi^-$, $K^+\pi^-\pi^-\pi^0$, $K_S^0\pi^-$, $K_S^0\pi^-\pi^0$ and $K_S^0\pi^-\pi^-\pi^+$ and \bar{D}^0 decays to $K^+\pi^-$, $K^+\pi^-\pi^0$ and $K^+\pi^-\pi^-\pi^+$. Two variables, the energy difference $\Delta E \equiv E_{\bar{D}} - E_{\text{beam}}$ and the beam-energy-constrained mass $M_{\text{BC}} \equiv \sqrt{E_{\text{beam}}^2/c^4 - p_{\bar{D}}^2/c^2}$, are used to identify the ST \bar{D} candidates. Here, E_{beam} is the beam energy and $E_{\bar{D}}(p_{\bar{D}})$ is the reconstructed energy (momentum) of the ST \bar{D} candidates in the center-of-mass frame of the e^+e^- system. For a given tag mode, if there are multiple candidates per charm per event, the one with the smallest value of $|\Delta E|$ is retained. Combinatorial backgrounds are suppressed by mode dependent ΔE requirements, as shown in Table II.

Figure 1 shows the M_{BC} distributions of the accepted ST \bar{D} candidates. The ST yields (N_{ST}^i) for different tags are determined using a binned maximum likelihood fit to the corresponding M_{BC} distribution. An MC-simulated signal shape convolved with a double Gaussian function is used to model the M_{BC} signal and the combinatorial backgrounds in M_{BC} distribution are modeled by an ARGUS function [22] with the endpoint fixed at E_{beam} . The ST efficiencies (ϵ_{ST}^i) are determined with inclusive MC samples. The ST yields in data within the ΔE , M_{BC} signal regions and the corresponding ST efficiencies are summarized in Table II.

V. SELECTION AND YIELD OF $D \rightarrow \phi X$

DT events containing a ϕ meson are selected by investigating the system recoiling against the ST D^- (\bar{D}^0). Candidate DT events are required to have at least two good charged tracks with opposite charges. The ϕ candidates are reconstructed through $\phi \rightarrow K^+K^-$ decays. The selection and identification criteria of the charged kaons are identical to those for the tag side.

The K^+K^- invariant mass ($M_{K^+K^-}$) spectra of the accepted candidates for $D \rightarrow \phi X$ in the M_{BC} signal region are shown in the top row of Fig. 2. The events in the M_{BC} sideband region, (1.844, 1.860) GeV/ c^2 for D^+ and (1.840, 1.856) GeV/ c^2 for D^0 , are used to estimate the peaking backgrounds in the $M_{K^+K^-}$ spectra, as shown in the bottom row of Fig. 2. For each case, the yield of DT events containing $D \rightarrow \phi X$ signals is obtained by fitting these spectra. An MC-simulated signal shape convolved with a Gaussian function is used to model the ϕ signal and the combinatorial backgrounds are modeled by a reversed ARGUS background function [22]. The sideband contributions are normalized to the same background areas in the M_{BC} signal region. The fit results are also shown in Fig. 2. The fitted DT yields in the M_{BC} sig-

TABLE II. Summary of the ΔE requirements, the M_{BC} signal regions, the ST yields in data (N_{ST}^i) and the ST efficiencies (ϵ_{ST}^i). The uncertainties are statistical only.

Tag mode i	ΔE (MeV)	M_{BC} (GeV/ c^2)	N_{ST}^i	ϵ_{ST}^i (%)
$D^- \rightarrow K^+ \pi^- \pi^-$	(-20, 19)	(1.863, 1.879)	796040 ± 1550	50.70 ± 0.04
$D^- \rightarrow K^+ \pi^- \pi^- \pi^0$	(-53, 30)	(1.863, 1.879)	239070 ± 737	24.88 ± 0.04
$D^- \rightarrow K_S^0 \pi^-$	(-23, 23)	(1.863, 1.879)	93258 ± 312	51.52 ± 0.12
$D^- \rightarrow K_S^0 \pi^- \pi^0$	(-61, 36)	(1.863, 1.879)	204591 ± 553	27.13 ± 0.08
$D^- \rightarrow K_S^0 \pi^- \pi^- \pi^+$	(-20, 18)	(1.863, 1.879)	111994 ± 1538	27.82 ± 0.15
Sum			1444953 ± 2390	
$\bar{D}^0 \rightarrow K^+ \pi^-$	(-25, 23)	(1.858, 1.874)	537047 ± 762	66.00 ± 0.06
$\bar{D}^0 \rightarrow K^+ \pi^- \pi^0$	(-61, 36)	(1.858, 1.874)	1075251 ± 1415	36.25 ± 0.06
$\bar{D}^0 \rightarrow K^+ \pi^- \pi^- \pi^-$	(-17, 15)	(1.858, 1.874)	691228 ± 952	37.47 ± 0.05
Sum			2303526 ± 1867	

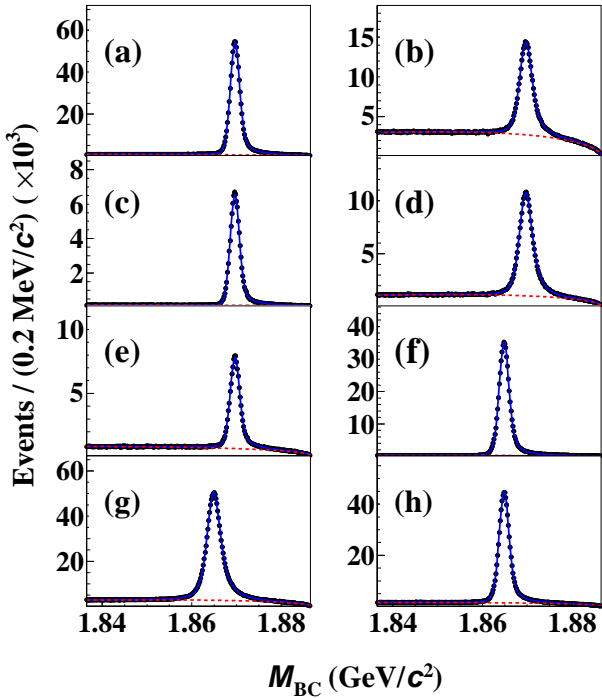


FIG. 1. Fits to the M_{BC} distributions of the (a) $D^- \rightarrow K^+ \pi^- \pi^-$, (b) $D^- \rightarrow K^+ \pi^- \pi^- \pi^0$, (c) $D^- \rightarrow K_S^0 \pi^-$, (d) $D^- \rightarrow K_S^0 \pi^- \pi^0$, (e) $D^- \rightarrow K_S^0 \pi^- \pi^- \pi^+$, (f) $\bar{D}^0 \rightarrow K^+ \pi^-$, (g) $\bar{D}^0 \rightarrow K^+ \pi^- \pi^0$, and (h) $\bar{D}^0 \rightarrow K^+ \pi^- \pi^- \pi^-$ candidates. The points are data (with error bars smaller than the marker sizes), the blue solid curves are the overall fits, and the red dashed curves are the fitted background shapes.

nal and sideband regions in the data, N_{DT}^{sig} and N_{DT}^{sid} , are given in Table III. The background-subtracted DT yields are calculated by $N_{DT}^{\text{net}} = N_{DT}^{\text{sig}} - f_{\text{co}} N_{DT}^{\text{sid}}$, where f_{co} is the ratio of the background area in the M_{BC} signal region over that in the M_{BC} sideband region is determined to be 0.82 for the D^+ decay and 0.92 for the D^0 decay. These results have been verified by analyzing the inclusive MC sample.

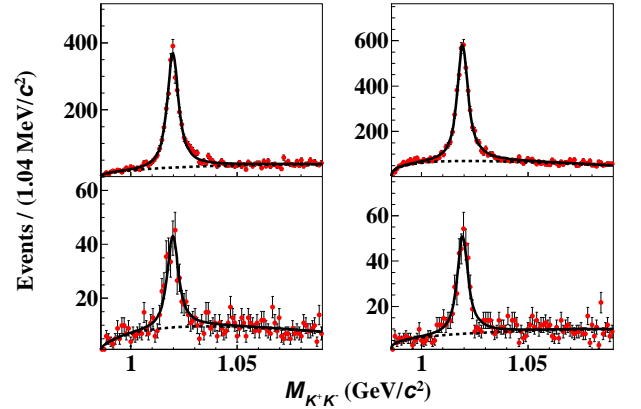


FIG. 2. Fits to the $M_{K^+K^-}$ spectra of the candidate events for $D^+ \rightarrow \phi X$ (left side) and $D^0 \rightarrow \phi X$ (right side) in the M_{BC} signal (top row) and sideband (bottom row) regions. The dots with error bars are data, the solid curves are the fit results, and the dashed curves are the fitted combinatorial backgrounds.

VI. BRANCHING FRACTION

The detection efficiencies are estimated by analyzing exclusive signal MC samples with the same procedure as for analyzing data. For the ST side, all possible sub-resonances have been included in the MC simulations. For the signal side, all known D meson decays involving ϕ have been included in the MC simulations. Especially, to obtain better data/MC agreement, we have re-adjusted the branching fraction of $D^+ \rightarrow \phi \pi^+ \pi^0$, which is dominated by $D^+ \rightarrow \phi \rho^+$, to be 0.6% in the MC simulations. The efficiencies have been corrected by the small differences in K^\pm tracking and PID between the data and MC simulation. To verify the reliability of the detection efficiencies, we compare the $\cos \theta$ and momentum distributions for ϕ , K^+ , and K^- for the selected candidate events in data and MC simulations, as shown in Figs. 3 and 4. Good data-MC agreement is observed. The detection efficiencies and the measured branching fractions

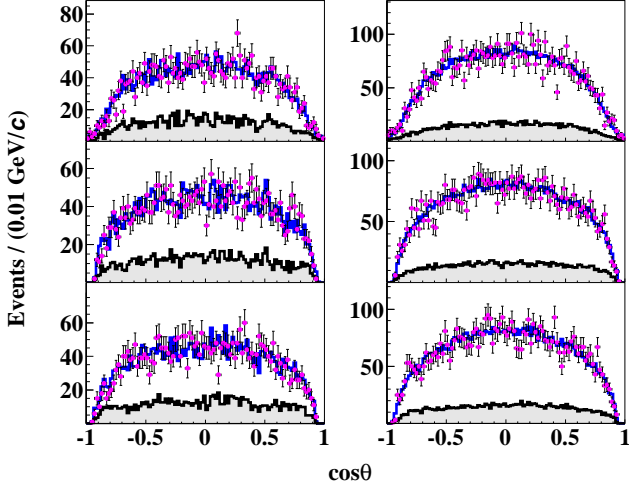


FIG. 3. Comparisons of the $\cos\theta$ distributions for ϕ (top row), K^+ (middle row), and K^- (bottom row) for the candidate events in $D^+ \rightarrow \phi X$ (left side) and $D^0 \rightarrow \phi X$ (right side). The dots with error bars are the data, the solid histograms are the inclusive MC sample, and the grey hatched histograms are the MC-simulated backgrounds. An additional requirement of $|M_{K^+K^-} - 1.019| < 0.02$ GeV/c^2 has been imposed.

for $D \rightarrow \phi X$ are given in Table III.

Due to the quantum-correlation (QC) effect in $D^0\bar{D}^0$ pairs, the measured branching fraction of $D^0 \rightarrow \phi X$ needs to be corrected by a factor $f_{\text{QC}} = \frac{1}{1 - C_f \cdot (2f_{CP+} - 1)} = 0.980 \pm 0.005$ [23]. Here, C_f is the strong-phase factor of the tag mode, defined as $C_f = \frac{2rR\cos\delta}{1+r^2}$, where r is the ratio of the color-suppressed to color-favored amplitudes for $D^0(\bar{D}^0)$ decays to the same final state, δ is the strong-phase difference between the two amplitudes, and R is the averaged coherence factor. The values of r , R , and δ for each tag mode are taken from Refs. [24, 25]. The $CP+$ fraction of the $D^0 \rightarrow \phi X$ decay is measured by using the $CP-$ tag of $D^0 \rightarrow K_S^0\pi^0$ and the $CP+$ tag of $D^0 \rightarrow K^+K^-$ with the same method as described in Ref. [26].

Most of the systematic uncertainties originating from the ST selection criteria cancel when using the DT method. The systematic uncertainties in these measurements are assigned relative to the measured branching fractions and are discussed below.

The uncertainties due to the M_{BC} fits are estimated by using alternative signal shapes, varying the bin sizes, varying the fit ranges, and shifting the endpoint of the ARGUS background function. We obtain 0.5% as the total systematic uncertainty due to the M_{BC} fits.

The tracking and PID efficiencies for K^\pm are studied by using DT $D\bar{D}$ hadronic events. In each case, the efficiency to reconstruct a kaon is determined by using the missing mass recoiling against the rest of the event and determining the fraction of events for which the missing kaon can be reconstructed. The differences in the

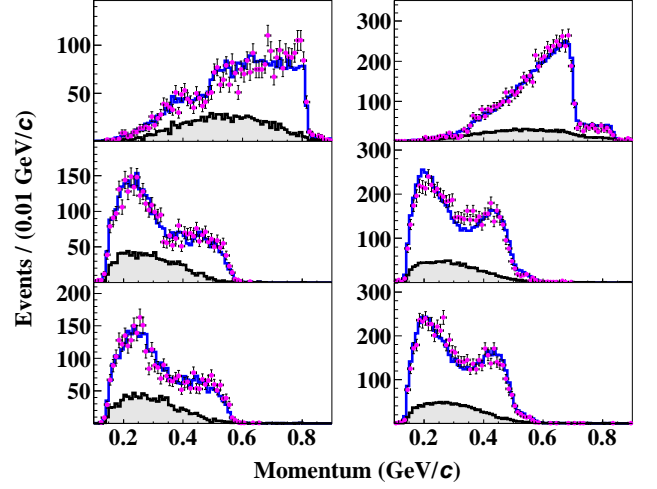


FIG. 4. Comparisons of the momentum distributions for ϕ (top row), K^+ (middle row), and K^- (bottom row) for the candidate events in $D^+ \rightarrow \phi X$ (left side) and $D^0 \rightarrow \phi X$ (right side). The dots with error bars are the data, the solid histograms are the inclusive MC sample, and the grey hatched histograms are the MC-simulated backgrounds. An additional requirement of $|M_{K^+K^-} - 1.019| < 0.02$ GeV/c^2 has been imposed.

momentum weighted efficiencies between the data and MC simulations (called the data-MC difference) due to tracking and PID are determined to be $(4.2 \pm 0.5)\%$ and $(0.5 \pm 0.5)\%$ per K^\pm . After correcting the detection efficiencies obtained by MC simulations by these differences, the uncertainties of the data-MC differences are assigned as the systematic uncertainties for the K^\pm tracking and PID efficiencies. This gives a systematic uncertainty for the K^\pm tracking or PID efficiency of 0.5% per track.

The systematic uncertainties arising from the fit range in the $M_{K^+K^-}$ fits are estimated by a series of fits with alternative intervals. The maximum deviations in the resulting branching fractions are assigned as the associated systematic uncertainties, which are 0.4% and 1.3% for $D^+ \rightarrow \phi X$ and $D^0 \rightarrow \phi X$, respectively. To estimate the systematic uncertainties due to the signal shape in the $M_{K^+K^-}$ fits, we use a Breit Wigner function to describe the ϕ signal. The maximum deviations in the resulting branching fractions are assigned as the associated systematic uncertainties, which are 1.6% and 1.8% for $D^+ \rightarrow \phi X$ and $D^0 \rightarrow \phi X$, respectively. To estimate the systematic uncertainties due to the background shape in the $M_{K^+K^-}$ fits, we use an alternative background shape, $c_1 \cdot (M_{K^+K^-} - M_{\text{threshold}})^{1/2} + c_3 \cdot (M_{K^+K^-} - M_{\text{threshold}})^{3/2} + c_5 \cdot (M_{K^+K^-} - M_{\text{threshold}})^{5/2}$, to describe the background. The maximum deviations in the resulting branching fractions are assigned as the associated systematic uncertainties, which are 0.2% and 1.6% for $D^+ \rightarrow \phi X$ and $D^0 \rightarrow \phi X$, respectively. We assume that systematic uncertainties arising from the fit range, signal and background shape are independent and add them in

TABLE III. Summary of the fitted DT yields in the M_{BC} signal and sideband regions (N_{DT}^{sig} and N_{DT}^{sid}), background-subtracted DT yields (N_{DT}^{net}), signal efficiencies (ϵ_{sig}) and the measured branching fractions (\mathcal{B}). The uncertainties are statistical only.

Decay mode	N_{DT}^{sig}	N_{DT}^{sid}	N_{DT}^{net}	ϵ_{sig} (%)	\mathcal{B} (%)
$D^+ \rightarrow \phi X$	2989 ± 77	302 ± 25	2741 ± 81	16.71 ± 0.16	1.135 ± 0.034
$D^0 \rightarrow \phi X$	4441 ± 98	379 ± 27	4092 ± 102	15.98 ± 0.13	1.090 ± 0.028

quadrature to obtain the systematic uncertainty of the $M_{K^+K^-}$ fit.

In our nominal analysis, the measured branching fraction of $D^0 \rightarrow \phi X$ has been corrected by a factor f_{QC} defined in Sec. VI. After this correction, we take the residual uncertainty of f_{QC} , 0.5%, as the systematic uncertainty due to the QC effect. The uncertainties due to limited MC samples are 0.8% and 0.7% for D^+ and D^0 decays, respectively. The uncertainty in the quoted branching fraction of $\phi \rightarrow K^+K^-$ is 1.0% [4].

Assuming all the sources are independent, the quadratic sum of these uncertainties gives the total systematic uncertainty in the measurement of the branching fraction for each decay. Table IV summarizes the systematic uncertainties in the branching fraction measurements.

TABLE IV. Systematic uncertainties (in %) in the measurements of the branching fractions.

Source	$D^+ \rightarrow \phi X$	$D^0 \rightarrow \phi X$
M_{BC} fit	0.5	0.5
K^\pm tracking	1.2	1.2
K^\pm PID	1.0	1.0
$M_{K^+K^-}$ fit	1.7	2.4
QC effect	-	0.5
MC statistics	0.8	0.7
Quoted BF	1.0	1.0
Total	2.7	3.2

VII. ASYMMETRY OF $\mathcal{B}(D \rightarrow \phi X)$ AND $\mathcal{B}(\bar{D} \rightarrow \phi X)$

We determine the branching fractions of $D \rightarrow \phi X$ and $\bar{D} \rightarrow \phi X$ separately. In this section, charge conjugated modes are not implied. Table V summarizes the ST yields, the DT yields in the M_{BC} signal and sideband regions, detection efficiencies, and the measured branching fractions. The asymmetry of the branching fractions of $D \rightarrow \phi X$ and $\bar{D} \rightarrow \phi X$ is determined by

$$\mathcal{A}_{CP} = \frac{\mathcal{B}(D \rightarrow \phi X) - \mathcal{B}(\bar{D} \rightarrow \phi X)}{\mathcal{B}(D \rightarrow \phi X) + \mathcal{B}(\bar{D} \rightarrow \phi X)}. \quad (3)$$

The asymmetries for charged and neutral $D \rightarrow \phi X$ decays are determined to be $(-0.7 \pm 2.8 \pm 0.7)\%$ and $(-0.4 \pm 2.5 \pm 0.7)\%$, where the uncertainties due to the M_{BC} fit, K^\pm tracking, K^\pm PID, the $M_{K^+K^-}$ fit, the QC

effect, and the quoted branching fractions in the measurements of $\mathcal{B}(D \rightarrow \phi X)$ and $\mathcal{B}(\bar{D} \rightarrow \phi X)$ cancel. No CP violation is found at the current statistical and systematic precision.

VIII. SUMMARY

By analyzing 2.93 fb^{-1} of e^+e^- annihilation data taken with the BESIII detector at $\sqrt{s} = 3.773 \text{ GeV}$, the branching fractions of $D^+ \rightarrow \phi X$ and $D^0 \rightarrow \phi X$ decays are measured to be $(1.135 \pm 0.034 \pm 0.031)\%$ and $(1.090 \pm 0.028 \pm 0.035)\%$, respectively, where the first uncertainties are statistical and the second systematic. Comparisons of our results with the previous measurements by CLEO [2] and BES [1] are shown in Table VI. Our results are consistent with previous measurements, but with much better precision. These results indicate that the nominal values of the branching fractions for some known exclusive decays of the D^+ meson, *e.g.*, $D^+ \rightarrow \phi\pi^+\pi^0$, may be overestimated. Precision measurements of some exclusive ϕX decays of D^+ and D^0 mesons are required to further understand the discrepancy. We also determine CP asymmetries in the branching fractions of $D \rightarrow \phi X$ and $\bar{D} \rightarrow \phi X$ decays for the first time, but no CP violation is found.

IX. ACKNOWLEDGMENTS

The BESIII collaboration thanks the staff of BEPCII and the IHEP computing center for their strong support. This work is supported in part by National Key Basic Research Program of China under Contract No. 2015CB856700; National Natural Science Foundation of China (NSFC) under Contracts Nos. 11875170, 11775230, 11475090, 11335008, 11425524, 11625523, 11635010, 11735014; National Natural Science Foundation of China (NSFC) under Contract No. 11835012; the Chinese Academy of Sciences (CAS) Large-Scale Scientific Facility Program; Joint Large-Scale Scientific Facility Funds of the NSFC and CAS under Contracts Nos. U1832207, U1532257, U1532258, U1732263, U1832207; CAS Key Research Program of Frontier Sciences under Contracts Nos. QYZDJ-SSW-SLH003, QYZDJ-SSW-SLH040; 100 Talents Program of CAS; INPAC and Shanghai Key Laboratory for Particle Physics and Cosmology; German Research Foundation DFG under Contracts Nos. Collaborative Research Center CRC 1044,

TABLE V. Summary of the fitted DT yields in the M_{BC} signal and sideband regions (N_{DT}^{sig} and N_{DT}^{sid}), background-subtracted DT yields (N_{DT}^{net}), signal efficiencies (ϵ_{sig}) and the obtained branching fractions (\mathcal{B}). The uncertainties are statistical only.

Decay mode	N_{ST}^{tot}	N_{DT}^{sig}	N_{DT}^{sid}	N_{DT}^{net}	$\epsilon_{sig} (\%)$	$\mathcal{B} (\%)$
$D^+ \rightarrow \phi X$	721005 ± 1673	1478 ± 50	153 ± 18	1352 ± 53	16.69 ± 0.20	1.124 ± 0.045
$D^- \rightarrow \phi X$	729840 ± 1649	1511 ± 52	155 ± 18	1384 ± 55	16.66 ± 0.20	1.141 ± 0.046
$D^0 \rightarrow \phi X$	1152037 ± 1738	2203 ± 68	185 ± 19	2033 ± 70	15.92 ± 0.17	1.086 ± 0.039
$\bar{D}^0 \rightarrow \phi X$	1146368 ± 1529	2239 ± 66	185 ± 19	2069 ± 69	16.15 ± 0.17	1.095 ± 0.037

TABLE VI. Comparisons of our branching fractions with the CLEO and BES results (%).

	This work	CLEO [2]	BES [1]
$D^+ \rightarrow \phi X$	$1.135 \pm 0.034 \pm 0.031$	$1.03 \pm 0.10 \pm 0.07$	$< 1.8 (90\% \text{ C.L.})$
$D^0 \rightarrow \phi X$	$1.090 \pm 0.028 \pm 0.035$	$1.05 \pm 0.08 \pm 0.07$	$1.71^{+0.76}_{-0.71} \pm 0.17$

FOR 2359; Istituto Nazionale di Fisica Nucleare, Italy; Koninklijke Nederlandse Akademie van Wetenschappen (KNAW) under Contract No. 530-4CDP03; Ministry of Development of Turkey under Contract No. DPT2006K-120470; National Science and Technology fund; The Knut and Alice Wallenberg Foundation (Sweden) under Contract No. 2016.0157; The Royal Society, UK under

Contract No. DH160214; The Swedish Research Council; U. S. Department of Energy under Contracts Nos. DE-FG02-05ER41374, DE-SC-0010118, DE-SC-0012069; University of Groningen (RuG) and the Helmholtzzentrum fuer Schwerionenforschung GmbH (GSI), Darmstadt.

-
- [1] J. Z. Bai *et al.* (BES Collaboration), Phys. Rev. **D 62**, 052001 (2000).
 - [2] G. S. Huang *et al.* (CLEO Collaboration), Phys. Rev. **D 74**, 112005 (2006).
 - [3] M. Ablikim *et al.* (BESIII Collaboration), arXiv:1907.11258.
 - [4] M. Tanabashi *et al.* (Particle Data Group), Phys. Rev. **D 98**, 030001 (2018).
 - [5] M. Golden and B. Grinstein, Phys. Lett. **B 222**, 501 (1989).
 - [6] M. Artuso, B. Meadows, and A. A. Petrov, Ann. Rev. Nucl. Part. Sci. **58**, 249 (2008).
 - [7] H. N. Li, C. D. Lu, and F. S. Yu, Phys. Rev. **D 86**, 036012 (2012).
 - [8] R. Aaij *et al.* (LHCb Collaboration), Phys. Rev. Lett. **122**, 211803 (2019).
 - [9] M. Ablikim *et al.* (BESIII Collaboration), Nucl. Instrum. Meth. **A 614**, 345 (2010).
 - [10] C. H. Yu *et al.*, Proceedings of IPAC2016, Busan, Korea, 2016, doi:10.18429/JACoW-IPAC2016-TUYA01.
 - [11] X. Li *et al.*, Radiat. Detect. Technol. Methods **1**, 13 (2017); Y. X. Guo *et al.*, Radiat. Detect. Technol. Methods **1**, 15 (2017).
 - [12] S. Agostinelli *et al.* (GEANT4 Collaboration), Nucl. Instrum. Meth. **A 506**, 250 (2003).
 - [13] S. Jadach, B. F. L. Ward, and Z. Was, Comput. Phys. Commun. **130**, 260 (2000).
 - [14] S. Jadach, B. F. L. Ward, and Z. Was, Phys. Rev. **D 63**, 113009 (2001).
 - [15] R. G. Ping, Chin. Phys. **C 32**, 559 (2008).
 - [16] D. J. Lange, Nucl. Instrum. Meth. **A 462**, 152 (2001).
 - [17] J. C. Chen *et al.*, Phys. Rev. **D 62**, 034003 (2000).
 - [18] E. Richter-Was, Phys. Lett. **B 303**, 163 (1993).
 - [19] R. M. Baltrusaitis *et al.* (MARK-III Collaboration), Phys. Rev. Lett. **56**, 2140 (1986).
 - [20] J. Adler *et al.* (MARK-III Collaboration), Phys. Rev. Lett. **60**, 89 (1988).
 - [21] M. Ablikim *et al.* (BESIII Collaboration), Phys. Lett. **B 734**, 227 (2014).
 - [22] H. Albrecht *et al.* (ARGUS Collaboration), Phys. Lett. **B 241**, 278 (1990).
 - [23] Z. Z. Xing, Phys. Rev. **D 55**, 196 (1997).
 - [24] Heavy Flavor Averaging Group (HFLAV), (<http://www.slac.stanford.edu/xorg/hflav/charm/>).
 - [25] T. Evans *et al.* Phys. Lett. **B 757**, 520 (2016).
 - [26] S. Malde *et al.* Phys. Lett. **B 747**, 9 (2015).