

Causal discovery in heavy-tailed models

Nicola Gnecco
University of Geneva
nicola.gnecco@unige.ch

Nicolai Meinshausen
ETH Zurich
meinshausen@stat.math.ethz.ch

Jonas Peters
University of Copenhagen
jonas.peters@math.ku.dk

Sebastian Engelke
University of Geneva
sebastian.engelke@unige.ch

April 5, 2022

Abstract

Causal questions are omnipresent in many scientific problems. While much progress has been made in the analysis of causal relationships between random variables, these methods are not well suited if the causal mechanisms manifest themselves only in extremes. This work aims to connect the two fields of causal inference and extreme value theory. We define the causal tail coefficient that captures asymmetries in the extremal dependence of two random variables. In the population case, the causal tail coefficient is shown to reveal the causal structure if the distribution follows a linear structural causal model. This holds even in the presence of latent common causes that have the same tail index as the observed variables. Based on a consistent estimator of the causal tail coefficient, we propose a computationally highly efficient algorithm that infers causal structure from finitely many data. We prove that our method consistently estimates the causal order and compare it to other well-established and non-extremal approaches in causal discovery on synthetic data. The code is available as an open-access R package on Github.

1 Introduction and background

1.1 Introduction

Reasoning about the causal structure underlying a data generating process is a key scientific question in many disciplines. In recent years, much progress has been made in the formalization of causal language [22, 30, 14]. In several situations, causal relationships manifest themselves only in extreme events. In Earth system science, for example, the question to which extent the occurrence of extreme events can be attributed to climate change, also known as “attribution science”, has received a lot of attention since the seminal work of Stott et al. [31]. Existing causal methodology, however, focusses on moment related quantities of the distribution and is not well-tailored for these type of questions. The statistics of univariate extremes is relatively well understood [25] and there is a large set of tools for the analysis of heavy-tailed distributions. Work relating causality and the occurrence of extreme events, however, is sparse. This work attempts to bring closer the fields of causality and extremes.

Let us first consider a bivariate random vector (X_1, X_2) and assume that we are interested in the causal relationship between the two random variables, X_1 and X_2 . We now consider a linear structural causal model [22] over variables including (X_1, X_2) (without feedback mechanisms). We can then distinguish between the six different scenarios of causal configurations¹ shown in Figure 1 that include

¹ This collection is complete in the following sense. Any structural causal model including X_1 and X_2 is interventionally equivalent [24] to one of the examples shown in Figure 1 when taking into account interventions on X_1 or X_2 only.

X_1 , X_2 and possibly a third unobserved random variable X_0 . The dashed edges can be interpreted as directed paths induced by a linear structural causal model (SCM), see Section 1.2 for a formal definition. Here and in the sequel, we say that “ X_1 is the cause of X_2 ” or “ X_1 causes X_2 ” if there is a directed path

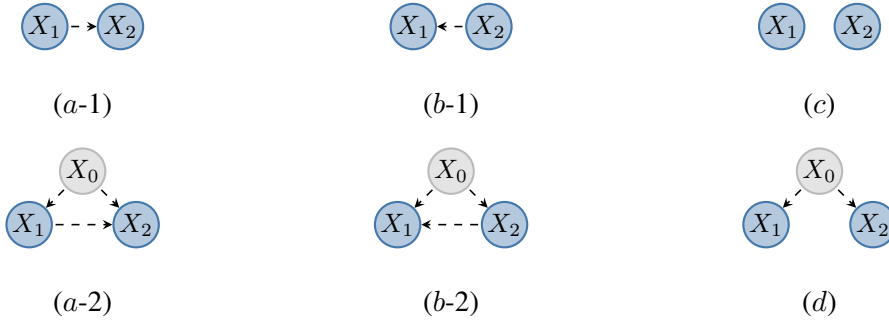


Figure 1: The six possible causal configurations between X_1 and X_2 , and possibly a third unobserved variable X_0 . The variable X_0 will be referred to as a hidden confounder. Formal definitions are included in Section 1.2. We will see in Section 2.2 that both configurations (a-1) and (a-2), for example, show the same tail coefficient behaviour. The enumeration letters (a)–(d) visualize the cases in Table 1.

from X_1 to X_2 in the SCM’s underlying directed acyclic graph (DAG). Assume that X_1 is the cause of X_2 , and that both variables are heavy-tailed. Intuitively, if the causal relationship is monotonic, then an extremely large value of X_1 should cause an extreme value of X_2 . The causal direction should, therefore, be strongly visible in the largest absolute values of the random variables. Here, “extreme” is to be seen in the respective scale of each variable, so it will make sense to consider the copula $\{F_1(X_1), F_2(X_2)\}$, where F_j is the marginal distribution of X_j , $j = 1, 2$. To exploit this intuition, we define the *causal tail coefficient* between variables X_1 and X_2 as

$$\Gamma_{12} := \lim_{u \rightarrow 1} \mathbb{E}[F_2(X_2) \mid F_1(X_1) > u], \quad (1)$$

if the limit exists. This coefficient lies between zero and one and, as we will see in Section 2.2, it reflects the causal relationship between X_1 and X_2 . In the example where X_1 causes X_2 , we expect Γ_{12} to be large. Conversely, extremes of X_2 will not necessarily lead to extremes of X_1 and therefore, the coefficient Γ_{21} , where the roles of X_1 and X_2 in (1) are reversed, may be strictly smaller than one. This asymmetry is the basis for our causal discovery algorithm.

A different perspective of our approach goes beyond the usual way of defining causality in the bulk of the distribution. Namely, by looking at the signal in the tails, we might recover an *extremal* causal mechanism that is not necessarily present in the central part of the distribution. An example of this can be observed in the financial markets. During calm periods, it is very hard, if not impossible, to identify a particular variable in the markets (e.g., a particular stock or sector) that drives the others. However, during turmoils, it is common to observe one specific stock or sector causing very negative (or positive) returns of other stocks (or sectors), yielding an extremal causal mechanism. In the finance literature, the concept of extremal causal mechanism is explained in terms of contagion, i.e., the spread of shocks across different markets [see 9]. For example, Rodriguez [26] uses a copula model with time-varying parameters to explain such contagion phenomena within countries in Latin America and Asia. Such regime-switching in the causal mechanisms can also be observed in Earth system science. Seneviratne et al. [27] present this type of causal relationship between the air temperature and the evapotranspiration of the soil moisture. As the air temperature increases, the evapotranspiration process increases, too. This continues until the soil moisture resources are reduced to the point that further increase in the temperature has no causal effect on the evapotranspiration.

Heavy-tailed distributions are, in particular, contained in the class of non-Gaussian models, which has received some attention in the causal literature. The LiNGAM algorithm [28] exploits non-Gaussianity

through independent component analysis [5] to estimate an underlying causal structure. Misra and Kuruoglu [20] consider stable noise variables in a Bayesian network and develop a structure learning algorithm based on BIC. The work of Gissibl et al. [11] also studies causal questions related to extreme events. They consider max-linear models [10] where only the largest effect propagates to the descendants in a Bayesian network. As a consequence, the model induces deterministic relationships and strict equality between measurements of different random variables. The work by Naveau et al. [21] falls within the domain of attribution science. Namely, by studying extreme climate events, they try to answer counterfactual questions such as “what the Earth’s climate might have been without anthropogenic interventions”. Stott et al. [32] attribute the occurrence of extreme weather events to climate change. Mhalla et al. [19] develop a method to estimate the causal relationships between bivariate extreme observations. It relies on the Kolmogorov complexity concept [cf., 16] adapted to high conditional quantiles.

The rest of the paper is organized as follows. Section 1.2 and 1.3 briefly review structural causal models and some important concepts from extreme value theory. Section 2 contains a causal model for heavy-tailed distributions with positive coefficients. We prove that, given the underlying distribution, the causal tail coefficient allows us to distinguish between the causal scenarios shown in Figure 1, for example. In Section 3, we introduce an algorithm named *extremal ancestral search* (EASE) that can be applied to a matrix of causal tail coefficients and that retrieves the causal order of the true graph, in the population case. We prove that our algorithm estimates a causal order even in the case where the causal tail coefficients are estimated empirically from data, as the sample size tends to infinity. In Section 4, we first discuss the robustness properties of EASE in the presence of hidden confounders. Second, we generalize the results of the previous sections to the case of a structural causal model with real-valued coefficients. To do that, we introduce a more general causal tail coefficient that is sensitive to both the upper and lower tail of the variables. Section 5 contains experiments on simulated data.

1.2 Structural causal models

A linear structural causal model, or linear SCM, [1, 22] over variables X_1, \dots, X_p is a collection of p assignments

$$X_j := \sum_{k \in \text{pa}(j)} \beta_{jk} X_k + \varepsilon_j, \quad j \in V, \quad (2)$$

where $\text{pa}(j) \subseteq V = \{1, \dots, p\}$ and $\beta_{jk} \in \mathbb{R} \setminus \{0\}$, together with a joint distribution over the noise variables $\varepsilon_1, \dots, \varepsilon_p$. Here, we assume that the noise variables are jointly independent and that the induced graph $G = (V, E)$, obtained by adding a direct edge from the parents $\text{pa}(j)$ to j , is a directed acyclic graph (DAG) with nodes V and (directed) edges $E \subset V \times V$. To ease notation, we adopt the convention to sometimes identify a node with its corresponding random variable. To highlight the fact that $\text{pa}(j)$ depends on a specific DAG G , we write $\text{pa}(j, G)$, $j \in V$. Further, we define a directed path between node j and k as a sequence of distinct vertices such that successive pairs of vertices belong to the edge set E of G . If there is a directed path from j to k , we say that j is ancestor of k in G . The set of ancestors of j is denoted by $\text{An}(j, G)$, and we write $\text{an}(j, G) = \text{An}(j, G) \setminus \{j\}$ when we consider the ancestors of j except itself. A node j that has no ancestors, i.e., $\text{an}(j, G) = \emptyset$, is called a source node (or root node). Given two nodes $j, k \in V$, we say that X_j *causes* X_k if there is a directed path from j to k in G . Further, given nodes $i, j, k \in V$, we say that X_i is a *confounder* (or *common cause*) of X_j and X_k if there is a directed path from node i to node j and k that does not include k and j , respectively. Whenever a confounder is unobserved, we say it is a *hidden* confounder or *hidden* common cause. If X_j and X_k do not cause X_k and X_j , respectively, and if there is no node $i \notin \{j, k\}$ such that X_i is a common cause of X_j and X_k , then we say that there is *no causal link* between X_j and X_k .

A graph $G_1 = (V_1, E_1)$ is called a *subgraph* of G if $V_1 \subseteq V$ and $E_1 \subseteq (V_1 \times V_1) \cap E$. Recall that any subgraph of a DAG G is also a DAG. For details on graphical models, we refer to Lauritzen [17] and Peters et al. [24].

1.3 Some background on extreme value theory

A positive, measurable function f is called regularly varying with index $\alpha \in \mathbb{R}$, $f \in \text{RV}_\alpha$, if it is defined on some neighborhood of infinity $[x_0, \infty)$, $x_0 > 0$, and if for all $c > 0$, $\lim_{x \rightarrow \infty} f(cx)/f(x) = c^\alpha$. If $\alpha = 0$, f is said to be slowly varying, $f \in \text{RV}_0$.

A random variable X is said to be regularly varying with index α if

$$\mathbb{P}(X > x) \sim \ell(x)x^{-\alpha}, \quad x \rightarrow \infty,$$

for some $\ell \in \text{RV}_0$, where for any function f and g , we write $f \sim g$ if $f(x)/g(x) \rightarrow 1$ as $x \rightarrow \infty$. If X is regularly varying with index α then cX is also regularly varying with the same index, for any $c > 0$.

A characteristic property of regularly varying random variables is the *max-sum-equivalence*. The idea is that large sums of independent random variables tend to be driven by only one single large value. For this reason, the tail of the distribution of the maximum is equal to the tail of the distribution of the sum. For a rigorous formulation see Appendix A.1. We refer to Embrechts et al. [7] for further details on regular variation and max-sum-equivalence.

2 The causal tail coefficient

To measure the causal effects in the extremes, we define the following statistic.

Definition 1. Given two random variables X_1 and X_2 , we define the causal tail coefficient

$$\Gamma_{jk} = \lim_{u \rightarrow 1} E[F_k(X_k) \mid F_j(X_j) > u], \quad (3)$$

if the limit exists, for $j, k = 1, 2$ and $j \neq k$.

The coefficient Γ_{jk} lies between zero and one and is invariant under any marginal monotone increasing transformation since it depends on the rescaled margins $F_j(X_j)$, for $j = 1, 2$. Below, we lay down the setup.

2.1 Setup

Consider a linear structural causal model (SCM) with the induced directed acyclic graph (DAG) G ,

$$X_j := \sum_{k \in \text{pa}(j, G)} \beta_{jk} X_k + \varepsilon_j, \quad j \in V,$$

where we assume that the coefficients β_{jk} are strictly positive, $j, k \in V$. Let the noise variables $\varepsilon_1, \dots, \varepsilon_p$ be independent real-valued regularly varying with comparable tails, i.e., for all $j \in V$,

$$\mathbb{P}(\varepsilon_j > x) \sim c_j \ell(x)x^{-\alpha}, \quad x \rightarrow \infty,$$

where $\alpha > 0$ is the tail index, $\ell \in \text{RV}_0$, and $c_j > 0$. To ease the notation, we rescale the variables X_j such that $c_j = 1$, $j \in V$; in fact, the causal tail coefficient in Definition 1 is invariant under any monotonically increasing transformation of the variables. Further, denote by $\beta_{k \rightarrow j}$ the sum of distinct weighted directed paths from node k to node j , with $\beta_{j \rightarrow j} := 1$. The linear SCM induces an acyclic

graph G . Therefore, we can express recursively each variable $X_j, j \in V$, as a *weighted* sum of the noise terms $\varepsilon_1, \dots, \varepsilon_k$ that belong to the ancestors of X_j , that is,

$$X_j = \sum_{h \in \text{An}(j, G)} \beta_{h \rightarrow j} \varepsilon_h. \quad (4)$$

Since the noise terms are independent and regularly varying with comparable tails, then, by Lemma 3 in Appendix A.1, we have

$$\mathbf{P}(X_j > x) \sim \sum_{h \in \text{An}(j, G)} \beta_{h \rightarrow j}^\alpha \ell(x) x^{-\alpha}, \quad x \rightarrow \infty.$$

Any probability distribution induced by an SCM is Markov with respect to the induced DAG G , and thus we can read off statistical independences from it by d -separation [18, 22]. Conversely, to infer dependencies directly from the graph, one needs to assume that the distribution is *faithful* to the DAG G [see 30]. The faithfulness assumption ensures, in a linear SCM, that the sum of distinct weighted paths from node j to node k , $\beta_{j \rightarrow k}$, is not zero if j is an ancestor of k , i.e., X_j causes X_k . In the current setting, we are considering an SCM with positive coefficients, therefore the faithfulness assumption is automatically satisfied. In the sequel, we refer to this model as a *heavy-tailed linear SCM*.

2.2 Causal structure and the causal tail coefficient

In the setting of Section 2.1, the causal tail coefficient carries information about the underlying causal structure. In particular, it can be expressed in closed-form.

Lemma 1. *Consider a heavy-tailed linear SCM over p variables. Then, for $j, k \in V$ and $j \neq k$,*

$$\Gamma_{jk} = \frac{1}{2} + \frac{1}{2} \frac{\sum_{h \in A_{jk}} \beta_{h \rightarrow j}^\alpha}{\sum_{h \in \text{An}(j, G)} \beta_{h \rightarrow j}^\alpha},$$

where $A_{jk} = \text{An}(j, G) \cap \text{An}(k, G)$ and the sum over an empty index set equals zero.

For a proof see Appendix B.1. By using matrix notation, it is possible to express the coefficient Γ_{jk} even more compactly. Consider the matrix of coefficients \mathbf{B} of the DAG G , where $\mathbf{B}_{jk} = \beta_{jk}, j, k \in V$, and let \mathbf{I} be the identity matrix. Further, for any $\mathbf{M} \in \mathbb{R}^{p \times p}$, denote by \mathbf{M}_α the matrix where each entry of \mathbf{M} is raised to the power α . By applying the Neumann series, we obtain $\mathbf{H} = (\mathbf{I} - \mathbf{B})^{-1}$ where $\mathbf{H}_{jk} = \beta_{k \rightarrow j}$ for $j, k \in V$. Therefore, for $j, k \in V$ and $j \neq k$, we can write the causal tail coefficient as

$$\Gamma_{jk} = \frac{1}{2} + \frac{1}{2} \frac{e_j^T \mathbf{H}_\alpha e_{A_{jk}}}{e_j^T \mathbf{H}_\alpha e_{\text{An}(j, G)}}, \quad (5)$$

where $e_j \in \mathbb{R}^p$ is the j -th standard basis vector, and $e_C = \sum_{j \in C} e_j \in \mathbb{R}^p$ for any set $C \subseteq \{1, \dots, p\}$.

Example 1. Consider the “diamond” graph $G = (V, E)$ in Figure 2, with $V = \{1, \dots, 4\}$. In this graph, for instance, it is easy to see that $\Gamma_{14} = 1$. To compute Γ_{41} , we list the weighted directed paths from the ancestors of node 4 to node 4 itself, i.e.,

$$\beta_{1 \rightarrow 4} = \beta_{42} \beta_{21} + \beta_{43} \beta_{31}, \quad \beta_{2 \rightarrow 4} = \beta_{42}, \quad \beta_{3 \rightarrow 4} = \beta_{43}, \quad \beta_{4 \rightarrow 4} = 1.$$

Further, the set of common ancestors of node 1 and 4 is $A_{14} = \{1\}$. Putting everything together, by using Lemma 1, or formula (5), we obtain

$$\Gamma_{41} = \frac{1}{2} + \frac{1}{2} \frac{\beta_{1 \rightarrow 4}^\alpha}{\beta_{1 \rightarrow 4}^\alpha + \beta_{2 \rightarrow 4}^\alpha + \beta_{3 \rightarrow 4}^\alpha + \beta_{4 \rightarrow 4}^\alpha} < 1.$$

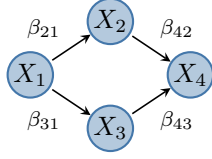


Figure 2: “Diamond” DAG G .

Consider now a general, heavy-tailed linear SCM over p variables including X_1 and X_2 , and inducing graph G . The following theorem shows that the *causal tail coefficient*, which is computable from the bivariate distribution of X_1 and X_2 , see Equation (3), encodes the causal relationship between the two variables.

Theorem 1. *Consider a heavy-tailed linear SCM over p variables including X_1 and X_2 , as defined in Section 2.1. Then, knowledge of Γ_{12} and Γ_{21} allows us to distinguish the following cases: (a) X_1 causes X_2 , (b) X_2 causes X_1 , (c) there is no causal link between X_1 and X_2 , (d) there is a node $j \notin \{1, 2\}$, such that X_j is a common cause of X_1 and X_2 and neither X_1 causes X_2 nor X_2 causes X_1 . The corresponding values for Γ_{ij} are depicted in Table 1.*

Table 1: Summary of the possible values of Γ_{12} and Γ_{21} and the implications for causality.

| | $\Gamma_{21} = 1$ | $\Gamma_{21} \in (1/2, 1)$ | $\Gamma_{21} = 1/2$ |
|----------------------------|------------------------|----------------------------|---------------------|
| $\Gamma_{12} = 1$ | | (a) X_1 causes X_2 | |
| $\Gamma_{12} \in (1/2, 1)$ | (b) X_2 causes X_1 | (d) common cause | |
| $\Gamma_{12} = 1/2$ | | | (c) no causal link |

For a proof see Appendix B.2. This result will also play the key role when estimating causal relationships from finitely many data. As a remark, the empty entries in Table 1 cannot occur under the assumptions made in Section 2.1. For example, $\Gamma_{12} = \Gamma_{21} = 1$ can only happen if some variables have different tail indices. One possibility is when the *cause* X_1 (X_2) has heavier tails than the *effect* X_2 (X_1). Another scenario is when a common cause X_j , for some $j \neq 1, 2$, has heavier tails than the confounded variables X_1 and X_2 .

2.3 A non-parametric estimator

Consider a heavy-tailed linear SCM over p variables including X_1 and X_2 , with distributions F_1 and F_2 , as described in Section 2.1. In order to construct a non-parametric estimator of Γ_{12} and Γ_{21} based on independent observations (X_{i1}, X_{i2}) , $i = 1, \dots, n$, of (X_1, X_2) , we define the empirical distribution function of X_j as

$$\widehat{F}_j(x) = \frac{1}{n} \sum_{i=1}^n \mathbf{1}\{X_{ij} \leq x\}, \quad x > 0, \quad (6)$$

for $j = 1, 2$. Denote by g^{\leftarrow} the left continuous generalized inverse

$$g^{\leftarrow}(y) = \inf \{x \in \mathbb{R} : g(x) \geq y\}, \quad y \in \mathbb{R}.$$

Further, let the $(n-k)$ -th order statistics be denoted by $X_{(n-k),j} = \widehat{F}_j^{\leftarrow}(1-k/n)$, for all $k = 0, \dots, n-1$ and $j = 1, 2$, such that $X_{(1),j} \leq \dots \leq X_{(n),j}$. Replacing F_1 and F_2 in the definition of Γ_{12} in (3) by

the empirical counterparts, and the threshold u by $u_n = 1 - k/n$, for some integer $0 < k \leq n - 1$, we define the estimator

$$\widehat{\Gamma}_{12} = \widehat{\Gamma}_{12}^{(n)} = \frac{1}{k} \sum_{i=1}^n \widehat{F}_2(X_{i2}) \mathbf{1}\{X_{i1} > X_{(n-k),1}\}. \quad (7)$$

For this estimator to be consistent, a classical assumption in extreme value theory is that the number of upper order statistics $k = k_n$ depends on the sample size n such that $k_n \rightarrow \infty$ and $k_n/n \rightarrow 0$ as $n \rightarrow \infty$, where the first condition is needed for increasing the effective sample size and the second to eliminate the approximation bias. The estimator $\widehat{\Gamma}_{21} = \widehat{\Gamma}_{21}^{(n)}$ is defined in an analogous way as (7).

Theorem 2. *Let X_{i1} and X_{i2} , $i = 1, \dots, n$, be independent copies of X_1 and X_2 , respectively, where X_1 and X_2 are two of the p variables of a heavy-tailed linear SCM.*

(A1) *Assume that the density functions $f_j = F'_j$, $j = 1, 2$, exist and satisfy the von Mises' condition*

$$\lim_{x \rightarrow \infty} \frac{x f_j(x)}{1 - F_j(x)} = \frac{1}{\gamma}, \quad \text{for some } \gamma > 0. \quad (8)$$

(A2) *Let $k_n \in \mathbb{N}$ be an intermediate sequence with*

$$k_n \rightarrow \infty \quad \text{and} \quad k_n^2/n \rightarrow 0, \quad n \rightarrow \infty.$$

Then the estimators $\widehat{\Gamma}_{12}$ and $\widehat{\Gamma}_{21}$ are consistent, as $n \rightarrow \infty$, i.e.,

$$\widehat{\Gamma}_{12} \xrightarrow{P} \Gamma_{12} \quad \text{and} \quad \widehat{\Gamma}_{21} \xrightarrow{P} \Gamma_{21}.$$

Remark 1. The von Mises' condition in (A1) is a very mild assumption that is satisfied by most univariate regularly varying distributions of interest.

Condition (A2) is slightly stronger than the classical condition $k_n/n \rightarrow 0$ and we conjecture that sufficiency also holds with a slightly weaker version of (A2).

For a proof of Theorem 2 see Appendix B.3. It uses several results from tail empirical process theory [e.g., 6]. The main challenge comes from the fact that the variables X_1 and X_2 are tail dependent, and that the use of the empirical distribution function \widehat{F}_2 in (7) introduces dependence between the terms corresponding to different $i = 1, \dots, n$. A related problem is studied in Cai et al. [3], where they derive asymptotic properties of the empirical estimator of the expected shortfall when another dependent variable is extreme. However, in contrast to Cai et al. [3], in the proof of Theorem 2, we work with a more explicit model and we consider the variables scaled to uniform margins, i.e., $\widehat{F}_j(X_j)$ instead of X_j , $j = 1, 2$.

3 Causal discovery using extremes

We would like to recover the causal information from a data set of p variables under the model specification of Section 2.1. We develop an algorithm named *extremal ancestral search* (EASE) based on the *causal tail coefficient* defined in (3). We show that EASE can recover the causal order of the underlying graph in the population case (Section 3.1), and that it is asymptotically consistent (Section 3.2).

3.1 Learning the causal order

Our goal is to recover the causal order of a heavy-tailed linear SCM over p variables (as defined in Section 2.1) by observing n i.i.d. copies of the random vector $X \in \mathbb{R}^p$. Given a DAG $G = (V, E)$, a permutation $\pi : \{1, \dots, p\} \rightarrow \{1, \dots, p\}$ is said to be a *causal order* (or *topological order*) of G if $\pi(i) < \pi(j)$ for all i and j such that $i \in \text{an}(j, G)$. We denote by Π_G the set of all causal orders of G . For a permutation π we sometimes use the notation $\pi = (\pi(1), \dots, \pi(p))$.

A given causal order π does not specify a unique DAG. As an example, the causal order $\pi = (1, 2)$ comprises two DAGs: one where there is a directed edge between node 1 and node 2, and one where the two nodes are unconnected. On the other hand, there can be several causal orders for a given DAG. For example, a fully disconnected DAG satisfies any causal order. However, even if the causal order does not identify a unique DAG, it still conveys important information. In particular, each causal order defines a class of DAGs that agree with respect to the non-ancestral relations. Therefore, once a causal order is available, one can estimate the complete DAG by using regularized regression methods [e.g., 2, 29].

For any heavy-tailed linear SCM and induced DAG $G = (V, E)$, we define the matrix $\Gamma \in \mathbb{R}^{p \times p}$ with entries Γ_{ij} , the causal tail coefficients between all pairs of variables X_i and X_j , $i, j \in V$; see Definition 1. Theorem 1 tells us how the entries of Γ encode the causal relationships between the random variables of the SCM. To recover the causal order of the DAG G , we propose the algorithm named *extremal ancestral search* (EASE).

EASE algorithm

INPUT: A matrix $\Gamma \in \mathbb{R}^{p \times p}$ of causal tail coefficients related to a DAG $G = (V, E)$ with $V = \{1, \dots, p\}$.

RETURNS: Permutation of the nodes $\pi : V \rightarrow \{1, \dots, p\}$.

0. Set $V_1 = V$.
1. FOR $s \in \{1, \dots, p\}$
 - (a) Let $M_i^{(s)} = \max_{j \in V_s \setminus \{i\}} \Gamma_{ji}$, for all $i \in V_s$.
 - (b) Let $i_s \in \arg \min_{i \in V_s} M_i^{(s)}$.
 - (c) Set $\pi(i_s) = s$.
 - (d) Set $V_{s+1} = V_s \setminus \{i_s\}$.
2. RETURN the permutation π .

COMPLEXITY: $O(p^2)$.

The above is a greedy algorithm that identifies root nodes of the current subgraph at each step. In the first step, the algorithm finds a root node $i_1 \in V$ as the one that minimizes the score $M_i^{(1)} = \max_{j \neq i} \Gamma_{ji}$, $i \in V$. In fact, by Theorem 1, $M_i^{(1)} < 1$ if and only if i is a source node. Once the first node is selected, the algorithm searches for a second root node in the subgraph where i_1 is removed. The procedure continues until all nodes have been selected. In Appendix D, we present one example that shows all the possible states that the EASE algorithm can visit for a particular DAG.

In the population case, the EASE algorithm yields a correct causal order of the underlying DAG.

Proposition 1. Consider a heavy-tailed linear SCM over p variables, as defined in Section 2.1, and let

$G = (V, E)$ be the induced DAG. If the input Γ is the matrix of causal tail coefficients associated with the SCM, then EASE returns a permutation π that is a causal order of G .

For a proof see Appendix B.5

3.2 Sample properties for the EASE algorithm

For finite samples, the EASE algorithm will take an estimate of the causal coefficient matrix Γ as input. Based on the empirical non-parametric estimator $\hat{\Gamma}$ and its asymptotic properties, we assess the performance of the algorithm. Let $\hat{\Gamma} \in \mathbb{R}^{p \times p}$ denote the matrix where each entry $\hat{\Gamma}_{ij}$ is defined as in (7) in Section 2.3, for $i, j \in V$. We say that a procedure makes a mistake when it returns a permutation $\pi \notin \Pi_G$. We derive an upper bound for the probability that EASE makes a mistake when the matrix Γ is estimated by $\hat{\Gamma}$.

Proposition 2. Consider a heavy-tailed linear SCM over p variables $X := (X_1, \dots, X_p)$, as defined in Section 2.1, with induced DAG G . Let $\hat{\Gamma}$ be the estimated causal coefficient matrix related to G . Let $\hat{\pi}$ denote the permutation returned by EASE based on $\hat{\Gamma}$. Then,

$$P(\hat{\pi} \notin \Pi_G) \leq p^2 \max_{i,j \in V} P\left(\left|\hat{\Gamma}_{ij} - \Gamma_{ij}\right| > \frac{1-v}{2}\right),$$

where $v = \max_{i \notin \text{an}(j, G)} \Gamma_{ij} < 1$.

For a proof see Appendix B.6. The bound for the probability of making a mistake in the estimated causal order is expressed in terms of the distance between the true Γ_{ij} and the estimated $\hat{\Gamma}_{ij}$. This bound in combination with the consistency result in Theorem 2 directly yields the consistency of the EASE algorithm in the sample case.

Corollary 1. Let $\hat{\pi}$ be the permutation computed by EASE based on the estimator $\hat{\Gamma}$. Let $k_n \in \mathbb{N}$ be an intermediate sequence with

$$k_n \rightarrow \infty \quad \text{and} \quad k_n^2/n \rightarrow 0, \quad n \rightarrow \infty.$$

Then, as $n \rightarrow \infty$, the EASE algorithm is consistent, i.e.,

$$P(\hat{\pi} \notin \Pi_G) \rightarrow 0, \quad \text{as } n \rightarrow \infty.$$

The result above is for fixed dimension p . To prove consistency in a regime where p scales with the sample size n we would need to establish concentration inequalities for $\hat{\Gamma}$ or asymptotic normality in Theorem 2. Both would require stronger assumptions on the tails of the noise variables and a second-order analysis in line with the proof of Theorem 2.

3.3 Computational complexity

The EASE algorithm is based on pairwise quantities and is therefore computationally efficient. To estimate the matrix $\hat{\Gamma}$ of causal tail coefficients, which is the input for EASE, first, we need to rank the n observations for each of the variables, with a computational complexity of $O(np \log n)$. Then we compute the coefficients $\hat{\Gamma}_{ij}$ for each pair $i, j \in V$, with a computational complexity of $O(p^2)$. The computational complexity of EASE grows with the square of the number of variables, i.e., $O(p^2)$. The overall computational complexity of estimating the matrix $\hat{\Gamma}$ and running the EASE algorithm is therefore $O(\max(np \log n, p^2))$.

4 Extensions

4.1 Presence of hidden confounders

A frequent assumption in causality is that one can observe all the relevant variables. However, in many real-world situations, it is hard, if not impossible, to do so. When some of the hidden variables are confounders (i.e., common causes), the causal inference process can be compromised. Therefore, an attractive property of a causal inference algorithm involves its robustness to hidden confounders. In this section, we show that EASE is capable of dealing with hidden common causes and, under certain assumptions, it recovers the causal order of the observed graph both in the population and in the asymptotic case. First, let us consider the problem framework. We are dealing with a heavy-tailed linear SCM with *positive* coefficients, as defined in Section 2.1, consisting of both observed and hidden variables. This SCM induces a DAG $G = (V, E)$, with $V = V_O \cup V_H$, $V_O \cap V_H = \emptyset$, where V_O (V_H) denotes the set of nodes corresponding to the observed (hidden) variables. Our goal is to recover a causal order for the subset of the observed variables X_j , $j \in V_O$. In particular, we say that the EASE algorithm recovers a causal order π over the observed variables, if

$$\forall i, j \in V_O, \pi(i) < \pi(j) \implies j \notin \text{an}(i, G). \quad (9)$$

In this setting, we recall that the faithfulness assumption is satisfied because the coefficients β_{ij} are strictly positive, for all $i \in V$ and $j \in \text{pa}(i, G)$. To show that EASE recovers a causal order over the observed variables, we need two arguments. First, we argue why Theorem 1 still holds in the current framework. Theorem 1 states that the causal tail coefficient reflects the causal relationships between pairs of variables without the need to condition on other variables. This aspect is crucial because in this case we cannot condition on the hidden variables X_j , $j \in V_H$. Second, the proof of Proposition 1 depends only on the assumption that the matrix of causal tail coefficients Γ encodes all causal effects between the variables. Therefore, if we provide the EASE algorithm with matrix Γ containing the causal tail coefficients corresponding to the observed variables, then, by Proposition 1, we will recover a causal order π that satisfies (9).

Regarding the asymptotic properties of the algorithm, using a similar argument as above, it is still possible to bound the probability that EASE makes a mistake as shown in Proposition 2. Further, it is easy to see that Theorem 2 still applies to the case of hidden variables. In fact, in its proof, we do not use the concept of conditioning on other variables, and therefore, $\hat{\Gamma}_{ij}$ is still a consistent estimator of Γ_{ij} , $i, j \in V_O$. Combining these two facts, it follows that EASE algorithm recovers asymptotically a causal order over the observed variables.

The ability to deal with hidden confounders is a property that, in general, is not shared by all methods in causality. For example, the PC algorithm might retrieve a Markov equivalence class that contains DAGs with a wrong causal order if some of the variables are not included in the analysis. Similarly, the standard LiNGAM algorithm [28] might produce a wrong DAG, and hence a wrong causal order, in the presence of hidden common causes. Hoyer et al. [13] and Tashiro et al. [33] proposed some extensions of LiNGAM that deal with hidden variables. Their methods show good performance both in simulation and real data application but suffer from some drawbacks. For example, the LiNGAM version of Hoyer et al. [13] needs to know a priori the number of hidden variables in the SCM (or needs to estimate it from data). Besides, both the work of Hoyer et al. [13] and Tashiro et al. [33] are computationally intensive, with the latter showing a computational time that grows exponentially with the sample size and the number of observed variables. Among the constraint-based methods, Spirtes et al. [30] proposed the FCI method, an extension to the PC algorithm that allows to deal with arbitrarily many hidden confounders and produces a partial ancestral graph [see 34]. Due to the high number of independence tests, FCI algorithm can be slow when the number of variables is large. For this reason, Colombo et al. [4] proposed the RFCI algorithm, a faster version of FCI that is consistent in sparse high-dimensional settings with arbitrarily many hidden variables.

Compared to the above-mentioned methods, our algorithm has the advantage of being computationally fast, without making assumptions on the number of hidden variables and the sparsity of the true underlying DAG.

4.2 Heavy-tailed linear SCM with real-valued coefficients

Until now, we have worked with a heavy-tailed linear SCM with positive coefficients (see Section 2.1 for a detailed explanation of the model). In the current section, we relax this assumption and we let the coefficients of the SCM to be real-valued, i.e., $\beta_{jk} \in \mathbb{R} \setminus \{0\}$, $j, k \in V$. Here, there is a caveat: since the coefficients of the SCM can take both positive and negative values, it is no longer guaranteed that the distribution entailed by the SCM is faithful to the induced DAG G . Therefore, we explicitly assume faithfulness to ensure that the next results hold. Given that the coefficients are real-valued, we want to consider both the upper and the lower tails of the variables. We assume that the noise variables $(\varepsilon_1, \dots, \varepsilon_p)$ of the SCM have comparable upper and lower tails, that is, as $x \rightarrow \infty$

$$\mathbb{P}(\varepsilon_j > x) \sim c_j^+ \ell(x) x^{-\alpha}, \quad \mathbb{P}(\varepsilon_j < -x) \sim c_j^- \ell(x) x^{-\alpha},$$

where $c_j^+, c_j^- > 0$, $j \in V$ and $\ell \in RV_0$. Further, we introduce a causal tail coefficient that is sensitive to both tails. Namely, we define, for $j, k \in V$,

$$\Psi_{jk} = \lim_{u \rightarrow 1} \mathbb{E}[\sigma(F_k(X_k)) \mid \sigma(F_j(X_j)) > u], \quad (10)$$

if the limit exists, where $\sigma : x \mapsto |2x - 1|$. Since $F_j(X_j) \sim \text{Unif}[0, 1]$, $j \in V$, we can rewrite (10) as

$$\begin{aligned} \Psi_{jk} &= \lim_{u \rightarrow 1} \frac{1}{2} \mathbb{E}[\sigma(F_k(X_k)) \mid F_j(X_j) > u] \\ &\quad + \lim_{u \rightarrow 0} \frac{1}{2} \mathbb{E}[\sigma(F_k(X_k)) \mid F_j(X_j) < u] \\ &= \Psi_{jk}^+ + \Psi_{jk}^-, \end{aligned} \quad (11)$$

where the first and second terms correspond to the cases where X_j is extremely large and extremely small, respectively.

We show that the coefficient defined in (10) has a closed-form solution and still encodes causal relationships between the variables.

Lemma 2. *Consider a heavy-tailed SCM over p variables, where the coefficient $\beta_{jk} \in \mathbb{R}$, $j, k \in V$. Assume that the distribution is faithful to the DAG $G = (V, E)$ induced by the SCM. Then, for $j, k \in V$ and $j \neq k$,*

$$\Psi_{jk} = \frac{1}{2} + \frac{1}{4} \frac{\sum_{h \in A_{jk}} c_{hj}^+ |\beta_{h \rightarrow j}|^\alpha}{\sum_{h \in \text{An}(j, G)} c_{hj}^+ |\beta_{h \rightarrow j}|^\alpha} + \frac{1}{4} \frac{\sum_{h \in A_{jk}} c_{hj}^- |\beta_{h \rightarrow j}|^\alpha}{\sum_{h \in \text{An}(j, G)} c_{hj}^- |\beta_{h \rightarrow j}|^\alpha},$$

where $A_{jk} = \text{An}(j, G) \cap \text{An}(k, G)$, and

$$c_{hj}^+ = \begin{cases} c_h^+, & \beta_{h \rightarrow j} > 0 \\ c_h^-, & \beta_{h \rightarrow j} < 0 \end{cases} \quad c_{hj}^- = \begin{cases} c_h^-, & \beta_{h \rightarrow j} > 0 \\ c_h^+, & \beta_{h \rightarrow j} < 0. \end{cases} \quad (12)$$

A proof is provided in Appendix C.1. The interpretation of the result is as follows. The baseline of the coefficient Ψ is $1/2$, i.e., the case when two variables are independent. On top of that, the other two terms account for the equally weighted contribution from the lower and upper tail, respectively. The result stated in Lemma 2 allows us to extend Theorem 1 to the more general setting where the heavy-tailed SCM have coefficients $\beta_{jk} \in \mathbb{R}$, $j, k \in V$.

Theorem 3. Consider a heavy-tailed linear SCM over p variables including X_1 and X_2 , and assume that $\beta_{jk} \in \mathbb{R}$, $j, k \in V$. Further, assume that the distribution is faithful to the DAG $G = (V, E)$ induced by the SCM. Then, knowledge of Ψ_{12} and Ψ_{21} allows us to distinguish the following cases: (a) X_1 causes X_2 , (b) X_2 causes X_1 , (c) there is no causal link between X_1 and X_2 , (d) there is a node $j \notin \{1, 2\}$, such that X_j is a common cause of X_1 and X_2 . The corresponding values for Ψ_{ij} are shown in Table 2.

Table 2: Summary of the possible values of Ψ_{12} and Ψ_{21} and the implications for causality.

| | $\Psi_{21} = 1$ | $\Psi_{21} \in (1/2, 1)$ | $\Psi_{21} = 1/2$ |
|--------------------------|------------------------|--------------------------|--------------------|
| $\Psi_{12} = 1$ | | (a) X_1 causes X_2 | |
| $\Psi_{12} \in (1/2, 1)$ | (b) X_2 causes X_1 | (d) common cause | |
| $\Psi_{12} = 1/2$ | | | (c) no causal link |

For a proof see Appendix C.2. The result of Theorem 3 implies that if we run EASE algorithm with matrix $\Psi \in \mathbb{R}^{p \times p}$ containing the pairwise Ψ_{jk} , $j, k \in V$, and we assume that the distribution of the SCM is faithful to the induced DAG G , then we retrieve a causal order of the underlying DAG. Moreover, in a similar fashion as Theorem 2, though more lengthy, it is possible to prove the consistency of the estimator $\hat{\Psi}$, defined in an analogous way as (7). Therefore, the results of Section 3 regarding the asymptotic properties of the algorithm also hold when we replace the matrix Γ by the matrix Ψ .

5 Numerical results

We now assess the performance of EASE in estimating a causal order of a graph induced by a heavy-tailed SCM. In the simulations, we assume that the coefficients of the SCM are real-valued and therefore we use the causal tail coefficient Ψ defined in Section 4.2. Code is available as an open-access R package on Github; it can be found at <https://github.com/nicolagnecco/causalXtreme>.

5.1 Competing methods and evaluation metrics

We compare our algorithm to two well-established methods in causality, the Rank PC algorithm, and LiNGAM. The classic PC algorithm [30] belongs to the class of constraint-based method for causal discovery. It estimates the Markov equivalence class of a DAG, which can be represented as a completed partially directed acyclic graph (CPDAG). The PC algorithm retrieves a CPDAG by performing conditional independence tests on the variables. The Rank PC algorithm, proposed by Harris and Drton [12], is an extension of the PC algorithm that uses the rank-based Spearman’s correlation to perform the independence tests. This ensures that the method is more robust to non-Gaussian data, as we have in our setup.

The algorithm that arguably fits our problem best is LiNGAM [28]. It leverages the results from independent component analysis (ICA) [5] to estimate the full DAG of a linear SCM under the only assumption that the noise is non-Gaussian.

The three algorithms return different types of causal information. EASE estimates the causal order, i.e., the non-ancestral relationships, of the underlying DAG. The Rank PC algorithm computes a CPDAG that represents a Markov equivalence class of DAGs. LiNGAM retrieves the complete DAG structure. To compare the methods, it is necessary to use a metric that is meaningful for all algorithms. We choose here the structural intervention distance (SID) proposed by Peters and Bühlmann [23]. This measure takes as input a pair of DAGs (or a DAG and a CPDAG). In our case, for each method, we compute the distance between the simulated DAG, i.e., the ground truth, and the estimated DAG or CPDAG. Note

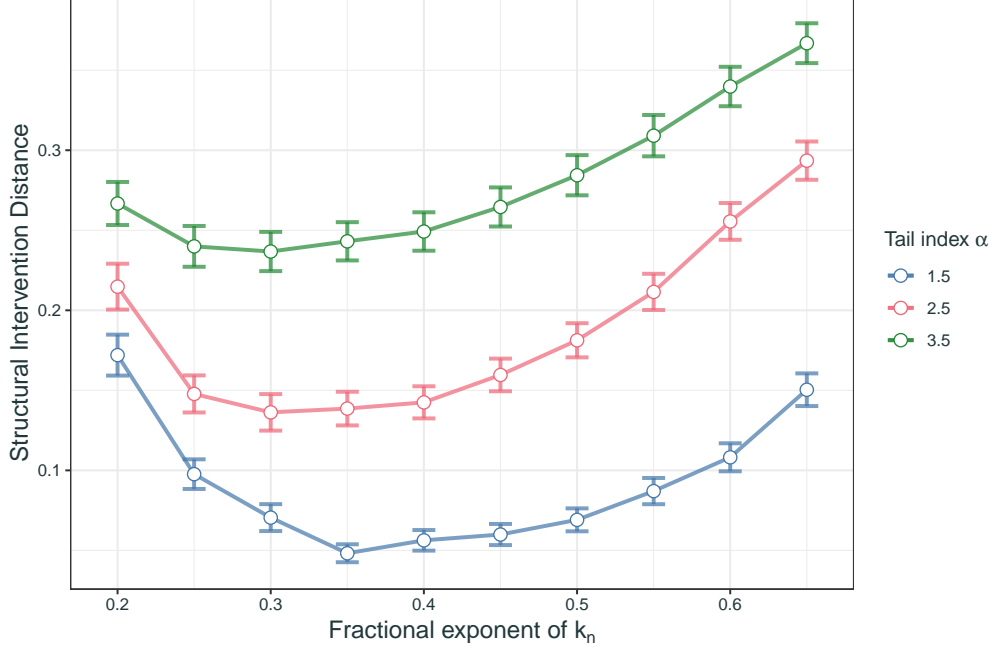


Figure 3: The figure shows the SID of the EASE algorithm for different fractional exponents $x \in [0.20, 0.65]$ of $k_n = \lfloor n^x \rfloor$ and different tail indices $\alpha \in \{1.5, 2.5, 3.5\}$. Each point represents the SID measure averaged over 10 random samples for different sample sizes $n \in \{500, 1000, 10000\}$ and dimensions $p \in \{4, 7, 10, 15, 20, 30, 50\}$ in a linear SCM. The error bars represent one standard error around the averaged SID. In the remaining experiments, we set $k_n = \lfloor n^{0.4} \rfloor$.

that an estimated causal order $\hat{\pi}$ corresponds to a fully connected DAG $G = (V, E)$, where $(i, j) \in E$ if $\hat{\pi}(i) < \hat{\pi}(j)$ ².

5.2 Results

In this simulation experiment, we use the implementation of the Rank PC algorithm and LiNGAM developed by Kalisch et al. [15] and available in the R package `pcalg`³. Regarding the EASE algorithm, we set the high-quantile parameter to $k_n = \lfloor n^{0.4} \rfloor$. To choose the optimal fractional exponent of the hyperparameter k_n , we evaluated EASE with respect to the SID measure across several dimensions. In Figure 3 we observe that the best range for the fractional exponent of k_n lies between 0.3 and 0.4. This result agrees with the results of Theorem 2, where we assume that $k_n \rightarrow \infty$ and $k_n^2/n \rightarrow 0$, as $n \rightarrow \infty$. Let n denote the number of observations, p the number of variables and $\alpha > 0$ the tail index of the simulated distribution. For each combination of $n \in \{500, 1000, 10000\}$, $p \in \{4, 7, 10, 15, 20, 30, 50\}$ and $\alpha \in \{1.5, 2.5, 3.5\}$ we simulate 50 random SCMs under four different settings. The simulated data here is independent of the data used to choose the best fractional exponent of k_n (see Figure 3). The first setting corresponds to linear SCMs with real-valued coefficients described in Section 4.2. In the

² As a caveat, the SID is not designed to work in the case of hidden confounders (see Setting 2 of our simulations). Therefore, we adapt the measure as follows. We measure the SID between the true full DAG G , containing both the observed and the hidden nodes, and the “extended” estimated DAG (or CPDAG). We extend a DAG (or CPDAG) simply by adding the true (simulated) hidden nodes and the relative direct edges to the estimated graph. In our simulations, the hidden variables are all common causes of the observed variables, therefore there is no risk to introduce a directed cycle in the extended DAG (or CPDAG).

³For the Rank PC algorithm, we implement a conditional independence test based on the Spearman’s correlation coefficient, as proposed by Harris and Drton [12], and we set the level of the independence tests to 0.0005.

second setting we introduce hidden confounders. The third setting corresponds to nonlinear SCMs. In the fourth setting, we first generate linear SCMs and then transform each variable to uniform margins. Details on the generation of the SCMs are provided in Appendix E. For each simulation and setting we evaluate the performance of EASE, LiNGAM and Rank PC algorithm with the SID⁴. As a baseline, in each simulation, we also compute the SID of a randomly generated DAG⁵. The results are displayed in Figure 4. Here, we notice that EASE is quite robust across the four different settings. This can be explained as follows. In the presence of hidden confounders (second row), EASE can retrieve a correct causal order, asymptotically. Further, the nonlinear setting used in this simulation (third row) is such that the relationships between the variables are kept linear in the tails. Therefore, our algorithm is only moderately affected by this model misspecification. Finally, EASE is not affected by the transformation to uniform margins (fourth row). In fact, it is based on the causal tail coefficient Γ that is invariant under any monotone increasing transformation. Compared to the other methods, EASE seems to do better in all settings except for the classical linear SCM, especially for low sample sizes and high dimensions. In this scenario, LiNGAM is the algorithm with the best convergence for high dimension p , as n increases. Note that this is to be expected since EASE only uses k_n instead of n samples because it estimates a causal structure in the tail of the distribution. Regarding the Rank PC algorithm, we see that it is quite stable under the different settings but it performs only slightly better than the random method. The results do not change significantly when we run the standard PC algorithm based on partial correlation as a conditional independence test.

Finally, our algorithm has the advantage of being extremely fast since it needs to perform computations only on the tails of the dataset and relies on simple non-parametric estimators for quantities of the pairwise distributions — see Section 3.3. The gain in speed, compared to the other methods, can be up to two orders of magnitude.

6 Conclusion

In several real-world phenomena, the causal mechanisms between the variables appear more clearly during extreme events. At the same time, there are situations where the causal relationship in the bulk of the distribution differs from the structure in the tails. We have introduced an algorithm, named extremal ancestral search (EASE), that is shown to consistently recover the causal order of a DAG from extreme observations only. EASE has the advantage of relying on the pairwise causal tail coefficient, and therefore it is computationally efficient. Besides, our algorithm can deal with the presence of hidden confounders and it performs well for small sample sizes and high dimensions. The EASE algorithm is robust to model misspecifications, such as nonlinear relationships in the bulk of the distribution, and monotone increasing transformations applied marginally to each variable.

This work sheds light on a connection between causality and extremes, and thereby opens new directions of research. In particular, it might be interesting to study the properties of the causal tail coefficient under more general conditions. This includes high-dimensional settings where the dimension grows with the sample size, more general SCMs where the functional relations between the variables can be nonlinear, and weaker settings where the noise variables have different tail indices.

Acknowledgements

We thank Stanislav Volgushev and Linbo Wang for helpful discussions. Jonas Peters was supported by a research grant (18968) from VILLUM FONDEN.

⁴For the Rank PC algorithm, the SID refers to the best DAG in the estimated Markov equivalence class.

⁵In particular, we randomly choose the causal order, the sparseness and the connections of the DAG.

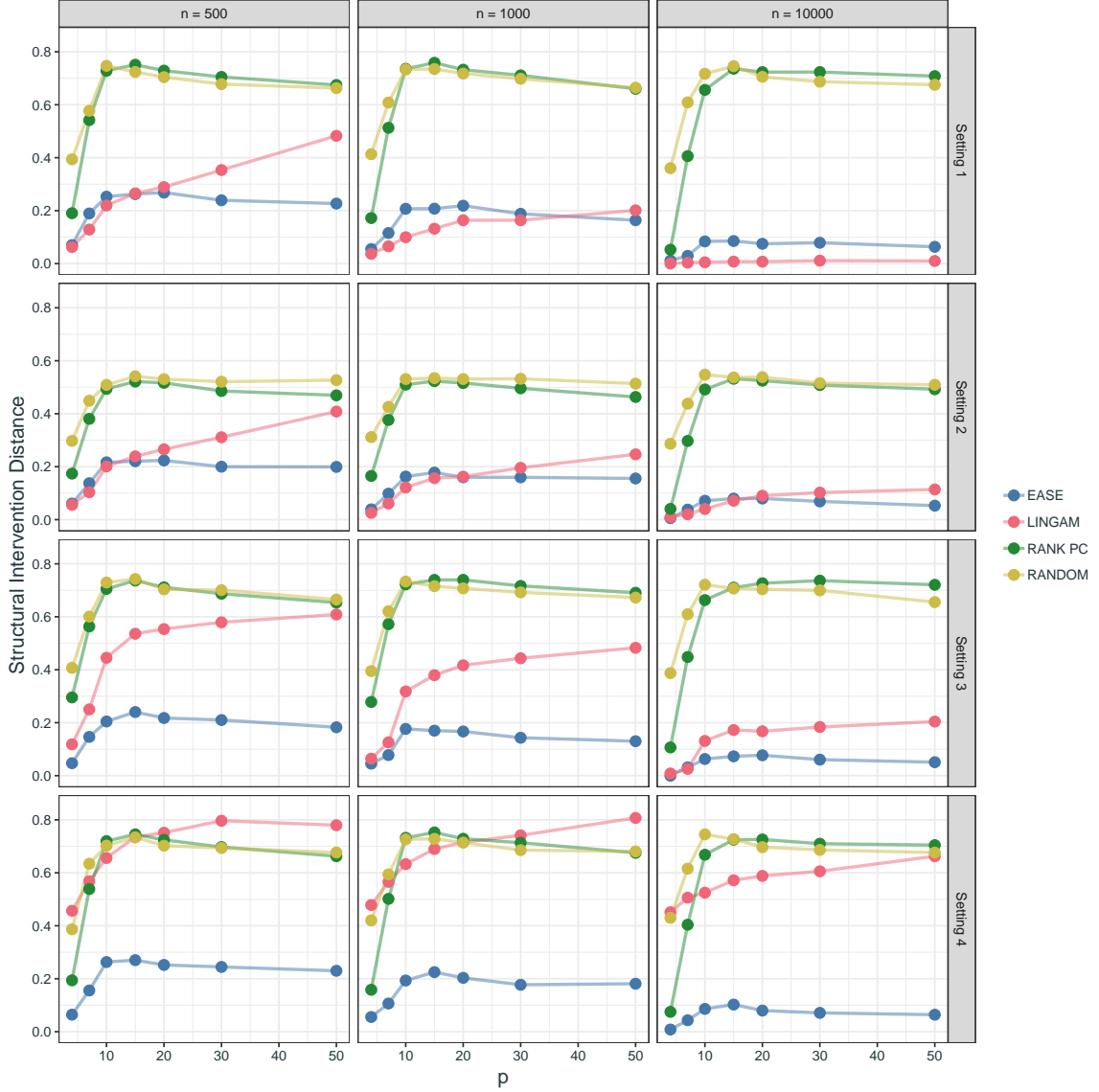


Figure 4: The figure shows the SID averaged over 50 simulations and the tail indices $\alpha \in \{1.5, 2.5, 3.5\}$, for each method, setting, sample size n and dimension p . Each row of the figure corresponds to one setting. In order, the settings are: (1) Linear SCM; (2) Linear SCM with hidden confounders; (3) Nonlinear SCM; (4) Linear SCM where each variable is transformed to a uniform margin.

A Regular variation

A.1 Some facts about regular varying random variables

In the sequel, for any two functions $f, g : \mathbb{R} \rightarrow \mathbb{R}$, we write $f \sim g$ if $f(x)/g(x) \rightarrow 1$ as $x \rightarrow \infty$.

Definition 2. Let Y_1, \dots, Y_p be real-valued independent random variables. They are said to be regularly varying with index $\alpha > 0$ if their upper tail is,

$$P(Y_j > x) \sim \ell_j(x)x^{-\alpha}, \quad x \rightarrow \infty,$$

where $\ell_j \in RV_0$ are slowly varying functions, for all $j \in \{1, \dots, p\}$.

We assume that Y_j and $Y_{j'}$ have comparable upper tails, i.e., for all $j \neq j'$ there exists a $c > 0$ such that

$$P(Y_j > x) \sim cP(Y_{j'} > x), \quad x \rightarrow \infty. \quad (13)$$

When (13) holds, we say that Y_1, \dots, Y_p have comparable tails.

Lemma 3. *Let Y_1, \dots, Y_p be real-valued independent regularly varying random variables with comparable tails. Then,*

$$P(Y_1 + \dots + Y_p > x) \sim \sum_{h=1}^p P(Y_h > x), \quad x \rightarrow \infty.$$

The proof for $p = 1$ of Lemma 3 can be found in Feller [8, p. 278] and can be extended to a general p using induction.

An important property of regularly varying random variable is the max-sum-equivalence presented in the following proposition.

Lemma 4. *Let Y_1, \dots, Y_p be real-valued independent regularly varying random variables with comparable tails. Then, as $x \rightarrow \infty$,*

$$P\{\max(Y_1, \dots, Y_p) > x\} \sim P(Y_1 + \dots + Y_p > x).$$

Proof. We can write, as $x \rightarrow \infty$,

$$\begin{aligned} & P\{\max(Y_1, \dots, Y_p) > x\} \\ &= 1 - P\{\max(Y_1, \dots, Y_p) \leq x\} = 1 - P(Y_1 \leq x, \dots, Y_p \leq x) \\ &\sim \sum_{h=1}^p P(Y_h > x) - \sum_{1 \leq h < h' \leq p} P(Y_h > x, Y_{h'} > x) + \Delta(x), \end{aligned}$$

where $\Delta(x)$ contains terms of higher order interactions of the sets $\{Y_j > x, Y_{j'} > x\}$, $j, j' \in I$. The probability

$$P(Y_j > x, Y_{j'} > x) = o\{P(Y_1 + \dots + Y_p > x)\}.$$

Similarly, this holds for the terms in $\Delta(x)$. Recalling, by Lemma 3, that $P(Y_1 > x) + \dots + P(Y_p > x) \sim P(Y_1 + \dots + Y_p > x)$, the result follows. \square

Lemma 5. *Let Y_1, \dots, Y_p be real-valued independent regularly varying random variables with comparable tails. Then, for $j \in I = \{1, \dots, p\}$,*

$$P(Y_j > x, Y_1 + \dots + Y_p > x) \sim P(Y_j > x), \quad x \rightarrow \infty.$$

Proof. For any $x > 0$ and $\delta \in (0, 1/(2p - 2))$, we have, for $j \in I$,

$$\left\{ Y_j > x + (p-1)\delta x, \bigcap_{h \neq j} \{Y_h > -\delta x\} \right\} \subset \{Y_j > x, Y_1 + \dots + Y_p > x\} \subset \{Y_j > x\}.$$

Considering the upper bound, it holds, $j \in I$,

$$P(Y_j > x, Y_1 + \dots + Y_p > x) \leq P(Y_j > x).$$

Regarding the lower bound, we get, as $x \rightarrow \infty, j \in I$,

$$\begin{aligned} & \mathbb{P}(Y_j > x, Y_1 + \dots + Y_p > x) \\ & \geq \mathbb{P}\left(Y_j > x + (p-1)\delta x, \bigcap_{h \neq j} \{Y_h > -\delta x\}\right) \\ & = \mathbb{P}(Y_j > x + (p-1)\delta x) \\ & \quad - \mathbb{P}\left(Y_j > x + (p-1)\delta x, \bigcup_{h \neq j} \{Y_h \leq -\delta x\}\right). \end{aligned}$$

The second term can be upper bounded by

$$\begin{aligned} & \sum_{h \neq j} \mathbb{P}(Y_j > x + (p-1)\delta x, Y_h \leq -\delta x) \\ & \sim \sum_{h \neq j} c\mathbb{P}(Y_j > x, Y_h > x) = o\{\mathbb{P}(X_j > x)\}. \end{aligned}$$

Dividing everything by $\mathbb{P}(Y_j > x)$, and letting first $x \rightarrow \infty$ and then $\delta \downarrow 0$, we get the desired result. \square

Lemma 6. *Let Y_1, \dots, Y_p be real-valued independent regularly varying random variables with comparable tails. Then, as $x \rightarrow \infty$,*

$$\mathbb{P}\{Y_1 + \dots + Y_p > x, \max(Y_1, \dots, Y_p) \leq x\} = o\{\mathbb{P}(Y_1 + \dots + Y_p > x)\}.$$

Proof. We first write

$$\begin{aligned} & \mathbb{P}\{Y_1 + \dots + Y_p > x, \max(Y_1, \dots, Y_p) \leq x\} \\ & = \mathbb{P}(Y_1 + \dots + Y_p > x) - \mathbb{P}\{Y_1 + \dots + Y_p > x, \max(Y_1, \dots, Y_p) > x\}. \end{aligned}$$

By definition of maximum and using the inclusion-exclusion principle, we write the second term as

$$\begin{aligned} & \mathbb{P}\{Y_1 + \dots + Y_p > x, \max(Y_1, \dots, Y_p) > x\} \\ & = \mathbb{P}\left(Y_1 + \dots + Y_p > x, \bigcup_{h \in I} \{Y_h > x\}\right) \\ & = \sum_{h \in I} \mathbb{P}(Y_1 + \dots + Y_p > x, Y_h > x) \\ & \quad - \sum_{1 \leq h < h' \leq p} \mathbb{P}(Y_1 + \dots + Y_p > x, Y_h > x, Y_{h'} > x) + \Delta(x). \end{aligned}$$

Regarding the summands in first term, it holds by Lemma 5, $h \in I$,

$$\mathbb{P}(Y_1 + \dots + Y_p > x, Y_h > x) \sim \mathbb{P}(Y_h > x), \quad x \rightarrow \infty.$$

The summands in the second terms can be upper bounded by, $1 \leq h < h' \leq p$,

$$\mathbb{P}(Y_h > x, Y_{h'} > x) = o\{\mathbb{P}(Y_1 + \dots + Y_p > x)\}, \quad x \rightarrow \infty.$$

The same holds for $\Delta(x)$ which contains terms of higher order interactions of the sets $\{Y_j > x, Y_{j'} > x\}$, $j, j' \in I$. Putting everything together, we obtain

$$\begin{aligned} & \mathbb{P}\{Y_1 + \dots + Y_p > x, \max(Y_1, \dots, Y_p) \leq x\} \\ & \sim \mathbb{P}(Y_1 + \dots + Y_p > x) - \sum_{h \in I} \mathbb{P}(Y_h > x) + o\{\mathbb{P}(Y_1 + \dots + Y_p > x)\} \\ & = o\{\mathbb{P}(Y_1 + \dots + Y_p > x)\}, \end{aligned}$$

where in the last equality we used Lemma 3. \square

B Proofs

B.1 Proof of Lemma 1

Proof. Let $j, k \in V$ and $j \neq k$. Recall that each variable X_h , $h \in V$, can be expressed as a weighted sum of the noise terms $\varepsilon_1, \dots, \varepsilon_p$ belonging to the ancestors of X_h , as shown in (4). Therefore, we can write X_j and X_k as follows,

$$\begin{aligned} X_j &= \sum_{h \in A_{jk}} \beta_{h \rightarrow j} \varepsilon_h + \sum_{h \in A_{jk}^*} \beta_{h \rightarrow j} \varepsilon_h, \\ X_k &= \sum_{h \in A_{jk}} \beta_{h \rightarrow k} \varepsilon_h + \sum_{h \in A_{jk}^*} \beta_{h \rightarrow k} \varepsilon_h, \end{aligned}$$

where $A_{jk} = \text{An}(j, G) \cap \text{An}(k, G)$, $A_{jk}^* = \text{An}(j, G) \cap \text{An}(k, G)^c$ and similarly for A_{kj}^* . We have

$$\begin{aligned} \mathbb{E}[F_k(X_k) \mathbf{1}\{X_j > x\}] &= \mathbb{E} \left[F_k(X_k) \mathbf{1} \left\{ X_j > x, \bigcup_{h \in \text{An}(j, G)} \{\beta_{h \rightarrow j} \varepsilon_h > x\} \right\} \right] \\ &+ \mathbb{E} \left[F_k(X_k) \mathbf{1} \left\{ X_j > x, \max_{h \in \text{An}(j, G)} \{\beta_{h \rightarrow j} \varepsilon_h\} \leq x \right\} \right]. \end{aligned}$$

The second summand can be bounded by

$$\mathbb{P} \left[X_j > x, \max_{h \in \text{An}(j, G)} \{\beta_{h \rightarrow j} \varepsilon_h\} \leq x \right] = o\{\mathbb{P}(X_j > x)\},$$

by Lemma 6. For the first term, we use the inclusion-exclusion principle to write

$$\begin{aligned} \mathbf{1} \left\{ X_j > x, \bigcup_{h \in \text{An}(j, G)} \{\beta_{h \rightarrow j} \varepsilon_h > x\} \right\} &= \sum_{h \in \text{An}(j, G)} \mathbf{1}\{X_j > x, \beta_{h \rightarrow j} \varepsilon_h > x\} \\ &- \sum_{h, h' \in \text{An}(j, G), h < h'} \mathbf{1}\{X_j > x, \beta_{h \rightarrow j} \varepsilon_h > x, \beta_{h' \rightarrow j} \varepsilon_{h'} > x\} + \Delta(x), \end{aligned}$$

where $\Delta(x)$ contains terms of higher order interactions of the sets $\{\beta_{h \rightarrow j} \varepsilon_h > x\}$, $h \in \text{An}(j, G)$. The probability

$$\begin{aligned} &\mathbb{P}(X_j > x, \beta_{h \rightarrow j} \varepsilon_h > x, \beta_{h' \rightarrow j} \varepsilon_{h'} > x) \\ &\leq \mathbb{P}(\beta_{h \rightarrow j} \varepsilon_h > x, \beta_{h' \rightarrow j} \varepsilon_{h'} > x) = o\{\mathbb{P}(X_j > x)\}. \end{aligned}$$

The same holds for all finitely many terms in $\Delta(x)$. We further note that for all $h \in \text{An}(j, G)$, by Lemma 5,

$$\mathbb{P}(X_j > x, \beta_{h \rightarrow j} \varepsilon_h > x) = \mathbb{P}(\beta_{h \rightarrow j} \varepsilon_h > x) + o\{\mathbb{P}(X_j > x)\}.$$

Putting everything together, we can rewrite

$$\begin{aligned} \mathbb{E}[F_k(X_k) \mathbf{1}\{X_j > x\}] &= \sum_{h \in \text{An}(j, G)} \mathbb{E}[F_k(X_k) \mathbf{1}\{\beta_{h \rightarrow j} \varepsilon_h > x\}] + o\{\mathbb{P}(X_j > x)\} \\ &= \sum_{h \in A_{jk}} \mathbb{E}[F_k(X_k) \mathbf{1}\{\beta_{h \rightarrow j} \varepsilon_h > x\}] \\ &+ \sum_{h \in A_{jk}^*} \mathbb{E}[F_k(X_k) \mathbf{1}\{\beta_{h \rightarrow j} \varepsilon_h > x\}] + o\{\mathbb{P}(X_j > x)\}. \end{aligned}$$

For $h \in A_{jk}$ we have that both $\beta_{h \rightarrow j} > 0$ and $\beta_{h \rightarrow k} > 0$, and therefore

$$\begin{aligned}
\mathbb{P}(\beta_{h \rightarrow j} \varepsilon_h > x) &\geq \mathbb{E}[F_k(X_k) \mathbf{1}\{\beta_{h \rightarrow j} \varepsilon_h > x\}] \\
&\geq \mathbb{E}[F_k(X_k) \mathbf{1}\{\beta_{h \rightarrow k} \varepsilon_h > cx, X_k > cx\}] \\
&\geq F_k(cx) \mathbb{P}(\beta_{h \rightarrow k} \varepsilon_h > cx, X_k > cx) \\
&= F_k(cx) [\mathbb{P}(\beta_{h \rightarrow k} \varepsilon_h > cx) - \mathbb{P}(\beta_{h \rightarrow k} \varepsilon_h > cx, X_k \leq cx)] \\
&= \mathbb{P}(\beta_{h \rightarrow j} \varepsilon_h > x) + o\{\mathbb{P}(X_j > x)\},
\end{aligned}$$

where $c = \beta_{h \rightarrow k} / \beta_{h \rightarrow j}$. Note that the last equality follows from Lemma 5 and since $F_k(cx) \rightarrow 1$ as $x \rightarrow \infty$.

On the other hand, for $h \in A_{jk^*}$ we have that X_k and ε_h are independent, and therefore

$$\mathbb{E}[F_k(X_k) \mathbf{1}\{\beta_{h \rightarrow j} \varepsilon_h > x\}] = \frac{1}{2} \mathbb{P}(\beta_{h \rightarrow j} \varepsilon_h > x).$$

Consequently,

$$\begin{aligned}
\Gamma_{jk} &= \lim_{x \rightarrow \infty} \mathbb{E}[F_k(X_k) \mid X_j > x] \\
&= \lim_{x \rightarrow \infty} \sum_{h \in A_{jk}} \frac{\mathbb{P}(\beta_{h \rightarrow j} \varepsilon_h > x)}{\mathbb{P}(X_j > x)} + \lim_{x \rightarrow \infty} \frac{1}{2} \sum_{h \in A_{jk^*}} \frac{\mathbb{P}(\beta_{h \rightarrow j} \varepsilon_h > x)}{\mathbb{P}(X_j > x)} \\
&= \frac{1}{2} + \frac{1}{2} \sum_{h \in A_{jk}} \lim_{x \rightarrow \infty} \frac{\mathbb{P}(\beta_{h \rightarrow j} \varepsilon_h > x)}{\mathbb{P}(X_j > x)} = \frac{1}{2} + \frac{1}{2} \frac{\sum_{h \in A_{jk}} \beta_{h \rightarrow j}^\alpha \mathbb{P}(\varepsilon_h > x)}{\sum_{h \in \text{An}(j, G)} \beta_{h \rightarrow j}^\alpha \mathbb{P}(\varepsilon_h > x)} \\
&= \frac{1}{2} + \frac{1}{2} \frac{\sum_{h \in A_{jk}} \beta_{h \rightarrow j}^\alpha}{\sum_{h \in \text{An}(j, G)} \beta_{h \rightarrow j}^\alpha}.
\end{aligned}$$

where the equality on the third line follows from the fact that $\beta_{h \rightarrow j} \varepsilon_h$, $h \in A_{jk}$, are independent regularly varying random variables, and the last equality holds because we assume that the noise variables ε_j , $j \in V$, have comparable tails — see Section 2.1. \square

B.2 Proof of Theorem 1

Proof. Since the coefficients of the heavy-tailed linear SCM are positive, then the faithfulness assumption is satisfied. This implies that, given nodes $j, k \in V$, X_j causes X_k if and only if $\beta_{j \rightarrow k} \neq 0$. Let us recall that $\text{an}(j, G) = \text{An}(j, G) \setminus \{j\}$ and define $A_{12} = \text{An}(1, G) \cap \text{An}(2, G)$.

(a). Suppose X_1 causes X_2 , i.e., $1 \in \text{an}(2, G)$. This implies that $\text{An}(1, G) \subset \text{An}(2, G)$ and thus $A_{12} = \text{An}(1, G) \subset \text{An}(2, G)$. By applying Lemma 1 we obtain $\Gamma_{12} = 1$ and $\Gamma_{21} \in (1/2, 1)$.

Conversely, suppose that $\Gamma_{12} = 1$ and $\Gamma_{21} \in (1/2, 1)$. If $\Gamma_{12} = 1$ then the numerator and denominator of the second term in Lemma 1 must be equal and strictly positive. This implies that $A_{12} = \text{An}(1, G) \cap \text{An}(2, G) = \text{An}(1, G) \neq \emptyset$. It follows that $\text{An}(1, G) \subseteq \text{An}(2, G)$, i.e., $1 \in \text{An}(2, G)$. At the same time, if $\Gamma_{21} \in (1/2, 1)$, then the numerator of the second term in Lemma 1 must be positive and smaller than the denominator. This means that $A_{12} \neq \emptyset$ and $A_{12} = \text{An}(1, G) \cap \text{An}(2, G) \subset \text{An}(2, G)$. Thus, it follows that $\text{An}(1, G) \subset \text{An}(2, G)$. Therefore, $1 \in \text{an}(2, G)$, that is, X_1 causes X_2 .

(b). By symmetry, as case (a).

(c). Suppose there is no causal link between X_1 and X_2 , i.e., $\text{An}(1, G) \cap \text{An}(2, G) = \emptyset$. Then, $A_{12} = \text{An}(1, G) \cap \text{An}(2, G) = \emptyset$ and by Lemma 1, we obtain $\Gamma_{12} = \Gamma_{21} = 1/2$.

Suppose now that $\Gamma_{12} = \Gamma_{21} = 1/2$. This means that the numerator of the second term in Lemma 1 must be equal to zero. This implies that $A_{12} = \emptyset$ and therefore $\text{An}(1, G) \cap \text{An}(2, G) = \emptyset$, that is, there is no causal link between X_1 and X_2 .

- (d). Suppose there is a node $j \notin \{1, 2\}$ such that X_j is a common cause of X_1 and X_2 , i.e., $j \in \text{an}(1, G)$ and $j \in \text{an}(2, G)$. Then $A_{12} = \text{An}(1, G) \cap \text{An}(2, G)$ is non-empty. Since $\text{An}(1, G) \neq \text{An}(2, G)$, it follows that $A_{12} \subset \text{An}(i, G)$, for $i = 1, 2$. Thus, according to Lemma 1 we have $\Gamma_{12}, \Gamma_{21} \in (1/2, 1)$.

Conversely, suppose that $\Gamma_{12}, \Gamma_{21} \in (1/2, 1)$. If $\Gamma_{12} \in (1/2, 1)$, then the numerator of the second term in Lemma 1 must be positive and smaller than the denominator. This implies that $A_{12} \neq \emptyset$ and $A_{12} = \text{An}(1, G) \cap \text{An}(2, G) \subset \text{An}(1, G)$. Similarly, if $\Gamma_{21} \in (1/2, 1)$, it follows that $A_{21} = A_{12} = \text{An}(1, G) \cap \text{An}(2, G) \subset \text{An}(2, G)$. This implies that $\text{An}(1, G) \neq \text{An}(2, G)$ and they are not disjoint. Therefore, there exists a node $j \notin \{1, 2\}$ such that $j \in \text{an}(1, G)$ and $j \in \text{an}(2, G)$, i.e., X_j is a common cause of X_1 and X_2 .

□

B.3 Proof of Theorem 2

Proof. For simplicity we will write $k = k_n$ in the sequel. We only show the result for $\widehat{\Gamma}_{21}$, the proof for $\widehat{\Gamma}_{12}$ follows by symmetry. Recall that each variable X_h , $h \in V$, can be expressed as a weighted sum of the noise terms $\varepsilon_1, \dots, \varepsilon_p$ belonging to the ancestors of X_h , as shown in (4). Therefore, we can write X_1 and X_2 as follows,

$$\begin{aligned} X_1 &= \sum_{h \in A} \beta_{h \rightarrow 1} \varepsilon_h + \sum_{h \in A_1} \beta_{h \rightarrow 1} \varepsilon_h, \\ X_2 &= \sum_{h \in A} \beta_{h \rightarrow 2} \varepsilon_h + \sum_{h \in A_2} \beta_{h \rightarrow 2} \varepsilon_h, \end{aligned}$$

where $A = A_{12} = \text{An}(1, G) \cap \text{An}(2, G)$ and $A_j = A_{jk^*} = \text{An}(j, G) \setminus A$, for $j, k = 1, 2$. Thus, the estimator $\widehat{\Gamma}_{21}$ can be rewritten as

$$\begin{aligned} \widehat{\Gamma}_{21} &= \frac{1}{k} \sum_{i=1}^n \widehat{F}_1(X_{i1}) \mathbf{1} \left\{ X_{i2} > X_{(n-k),2}, \bigcup_{h \in \text{An}(2,G)} \{ \beta_{h \rightarrow 2} \varepsilon_{ih} > X_{(n-k),2} \} \right\} \\ &\quad + \frac{1}{k} \sum_{i=1}^n \widehat{F}_1(X_{i1}) \mathbf{1} \left\{ X_{i2} > X_{(n-k),2}, \max_{h \in \text{An}(2,G)} \beta_{h \rightarrow 2} \varepsilon_{ih} \leq X_{(n-k),2} \right\} \\ &= S_{1,n} + S_{2,n}. \end{aligned} \tag{14}$$

Define the theoretical quantile function

$$U(x) = F^{\leftarrow}(1 - 1/x), \quad x > 1. \tag{15}$$

Recall that $X_{(n-k),2} = \widehat{F}_2^{\leftarrow}(1 - k/n)$ is the $(n-k)$ -th order statistic of X_{12}, \dots, X_{n2} , and as such an approximation to the theoretical quantile $U_2(n/k)$. Under the von Mises' condition (8) this convergence of the intermediate order statistics can be made rigorous [6, Theorem 2.2.1], namely

$$\sqrt{k} \left(\frac{X_{(n-k),2}}{U_2\left(\frac{n}{k}\right)} - 1 \right) \xrightarrow{d} N(0, 1/\alpha^2), \quad n \rightarrow \infty, \tag{16}$$

where $\alpha > 0$ is the tail index of the variables in the SCM. This implies in particular that $X_{(n-k),2} \rightarrow \infty$, $n \rightarrow \infty$. For any $\delta_1 > 0$ define the event

$$B_{n\delta_1} = \left\{ \left| X_{(n-k),2}/U_2\left(\frac{n}{k}\right) - 1 \right| < \delta_1 \right\}, \quad (17)$$

and note that by (16) it holds that $\mathbb{P}(B_{n\delta_1}) \rightarrow 1$ as $n \rightarrow \infty$.

Since the noise terms ε_h are independent regularly varying random variables with comparable tails, then, by Lemma 3, we have

$$\mathbb{P}(X_2 > x) \sim \left(\sum_{h \in \text{An}(2,G)} \beta_{h \rightarrow 2}^\alpha \right) \ell(x)x^{-\alpha} =: c_2 \ell(x)x^{-\alpha}.$$

Further, from Resnick [25, Prop. 0.8] it holds, for all $h \in \text{An}(2, G)$ and $x > 0$,

$$\mathbb{P}\{\varepsilon_h > xU_2(t)\} \sim x^{-\alpha}(c_2t)^{-1}, \quad t \rightarrow \infty, \quad (18)$$

where U_2 is defined as in (15) for the distribution function F_2 .

We treat the two terms in (14) separately. We can upper bound the absolute value of the second term, for any $\tau, \delta_1 > 0$, by

$$\begin{aligned} \mathbb{P}(|S_{2,n}| > \tau) &\leq \mathbb{P}(B_{n\delta_1}^c) + \mathbb{P}\left(\frac{1}{k} \sum_{i=1}^n \mathbf{1}\{X_{i2} > U_2\left(\frac{n}{k}\right)(1 - \delta_1), \right. \\ &\quad \left. \max_{h \in \text{An}(2,G)} \beta_{h \rightarrow 2} \varepsilon_{ih} \leq U_2\left(\frac{n}{k}\right)(1 + \delta_1)\right\} > \tau \end{aligned}$$

where $\mathbb{P}(B_{n\delta_1}^c) \rightarrow 0$ as $n \rightarrow \infty$ by (16). The limit superior of the second term, as $n \rightarrow \infty$, can be bounded with Markov's inequality by

$$\begin{aligned} &\lim_{n \rightarrow \infty} \frac{n}{\tau k} \mathbb{P}\left\{X_2 > (1 - \delta_1)U_2\left(\frac{n}{k}\right), \max_{h \in \text{An}(2,G)} \beta_{h \rightarrow 2} \varepsilon_h \leq (1 + \delta_1)U_2\left(\frac{n}{k}\right)\right\} \\ &\leq \lim_{n \rightarrow \infty} \frac{1}{\tau} \left(\mathbb{P}\left\{X_2 > U_2\left(\frac{n}{k}\right)\right\}\right)^{-1} \left[\mathbb{P}\left\{X_2 > (1 - \delta_1)U_2\left(\frac{n}{k}\right)\right\} \right. \\ &\quad \left. - \mathbb{P}\left\{X_2 > (1 + \delta_1)U_2\left(\frac{n}{k}\right), \max_{h \in \text{An}(2,G)} \beta_{h \rightarrow 2} \varepsilon_h > (1 + \delta_1)U_2\left(\frac{n}{k}\right)\right\}\right] \\ &= \frac{(1 - \delta_1)^{-\alpha} - (1 + \delta_1)^{-\alpha}}{\tau}. \end{aligned}$$

The last equality holds because X_2 is regularly varying with index α and because, by Lemma 6, we have

$$\mathbb{P}\left(X_2 > x, \max_{h \in \text{An}(2,G)} \beta_{h \rightarrow 2} \varepsilon_h > x\right) \sim \mathbb{P}(X_2 > x), \quad x \rightarrow \infty.$$

Since $\delta_1, \tau > 0$ are arbitrary, it follows that $S_{2,n} = o_P(1)$.

For the first term, we use the inclusion-exclusion principle to write

$$\begin{aligned} S_{1,n} &= \sum_{h \in \text{An}(2,G)} \frac{1}{k} \sum_{i=1}^n \widehat{F}_1(X_{i1}) \mathbf{1}\{X_{i2} > X_{(n-k),2}, \beta_{h \rightarrow 2} \varepsilon_{ih} > X_{(n-k),2}\} \\ &\quad - \sum_{h, h' \in \text{An}(2,G), h < h'} \frac{1}{k} \sum_{i=1}^n \widehat{F}_1(X_{i1}) \mathbf{1}\{X_{i2} > X_{(n-k),2}, \beta_{h \rightarrow 2} \varepsilon_{ih} > X_{(n-k),2}, \\ &\quad \beta_{h' \rightarrow 2} \varepsilon_{ih'} > X_{(n-k),2}\} + \frac{1}{k} \sum_{i=1}^n \widehat{F}_1(X_{i1}) \Delta_i(X_{(n-k),2}) \\ &= T_{1,n} + T_{2,n} + T_{3,n}, \end{aligned}$$

where $\Delta_i(X_{(n-k),2})$ contains terms of higher order interactions of the sets $\{\beta_{h \rightarrow 2} \varepsilon_{ih} > X_{(n-k),2}\}$, $h \in \text{An}(2, G)$, $i = 1, \dots, n$. First, we show that the terms $T_{2,n}$ and $T_{3,n}$ are $o_P(1)$. Considering $T_{2,n}$, for each $h, h' \in \text{An}(2, G)$, $h < h'$, define

$$T_{2,n}^{(h,h')} = \frac{1}{k} \sum_{i=1}^n \widehat{F}_1(X_{i1}) \mathbf{1}\{X_{i2} > X_{(n-k),2}, \beta_{h \rightarrow 2} \varepsilon_{ih} > X_{(n-k),2}, \\ \beta_{h' \rightarrow 2} \varepsilon_{ih'} > X_{(n-k),2}\}.$$

We can upper bound its absolute value, for any $\tau, \delta_1 > 0$, by

$$\mathbb{P}(|T_{2,n}^{(h,h')}| > \tau) \leq \mathbb{P}(B_{n\delta_1}^c) \\ + \mathbb{P}\left(\frac{1}{k} \sum_{i=1}^n \mathbf{1}\{\beta_{h \rightarrow 2} \varepsilon_{ih} > (1 - \delta_1)U_2\left(\frac{n}{k}\right), \beta_{h' \rightarrow 2} \varepsilon_{ih'} > (1 - \delta_1)U_2\left(\frac{n}{k}\right)\}\right).$$

By Markov's inequality,

$$\limsup_{n \rightarrow \infty} \mathbb{P}(|T_{2,n}^{(h,h')}| > \tau) \leq \lim_{n \rightarrow \infty} \mathbb{P}(B_{n\delta_1}^c) \\ + \lim_{n \rightarrow \infty} \frac{n}{\tau k} \mathbb{P}\left\{\beta_{h \rightarrow 2} \varepsilon_h > (1 - \delta_1)U_2\left(\frac{n}{k}\right)\right\} \mathbb{P}\left\{\beta_{h' \rightarrow 2} \varepsilon_{h'} > (1 - \delta_1)U_2\left(\frac{n}{k}\right)\right\} \\ = \lim_{n \rightarrow \infty} \frac{k(1 - \delta_1)^{-2\alpha} p_{2h} p_{2h'}}{n\tau} = 0,$$

where in the last line we used property (18) and the fact that $n/k \rightarrow 0$ as $n \rightarrow \infty$, and $p_{2h}, p_{2h'}$ are defined as

$$p_{2h} = \frac{\beta_{h \rightarrow 2}^\alpha}{c_2}, \quad h \in \text{An}(2, G). \quad (19)$$

Since δ_1, τ are arbitrary, putting together the finitely many terms $h < h'$ where $h, h' \in \text{An}(2, G)$, it follows that $T_{2,n} \xrightarrow{P} 0$. Using a similar argument as the one for $T_{2,n}$, one can show that $T_{3,n} \xrightarrow{P} 0$.

We want to show that $T_{1,n} \xrightarrow{P} \Gamma_{21}$. Rewrite

$$T_{1,n} = \sum_{h \in A} \frac{1}{k} \sum_{i=1}^n \widehat{F}_1(X_{i1}) \mathbf{1}\{\beta_{h \rightarrow 2} \varepsilon_{ih} > X_{(n-k),2}\} \\ + \sum_{h \in A_2} \frac{1}{k} \sum_{i=1}^n \widehat{F}_1(X_{i1}) \mathbf{1}\{\beta_{h \rightarrow 2} \varepsilon_{ih} > X_{(n-k),2}\} \\ - \sum_{h \in \text{An}(2, G)} \frac{1}{k} \sum_{i=1}^n \widehat{F}_1(X_{i1}) \mathbf{1}\{\beta_{h \rightarrow 2} \varepsilon_{ih} > X_{(n-k),2}, X_{i2} \leq X_{(n-k),2}\} \\ = U_{1,n} + U_{2,n} + U_{3,n}.$$

Using an argument similar to the one for $S_{2,n}$, one can show that $U_{3,n} \xrightarrow{P} 0$.

Regarding $U_{1,n}$, for each $h \in A$, define

$$U_{1,n}^{(h)} = \frac{1}{k} \sum_{i=1}^n \widehat{F}_1(X_{i1}) \mathbf{1}\{\beta_{h \rightarrow 2} \varepsilon_{ih} > X_{(n-k),2}\}.$$

Note that, for $h \in A$, we have that both $\beta_{h \rightarrow 2} > 0$ and $\beta_{h \rightarrow 1} > 0$, therefore we can bound

$$\widehat{F}_1(cX_{(n-k),2}) V_n^{(h)} - W_n^{(h)} \leq U_{1,n}^{(h)} \leq V_n^{(h)}, \quad (20)$$

where $c = \beta_{h \rightarrow 1} / \beta_{h \rightarrow 2} > 0$ and

$$\begin{aligned} V_n &= V_n^{(h)} = \frac{n}{k} \left[1 - \widehat{F}_{\varepsilon_h} \left(\frac{X_{(n-k),2}}{\beta_{h \rightarrow 2}} \right) \right], \\ W_n &= W_n^{(h)} = \frac{1}{k} \sum_{i=1}^n \mathbf{1} \{ \beta_{h \rightarrow 1} \varepsilon_{ih} > cX_{(n-k),2}, X_{i1} \leq cX_{(n-k),2} \}. \end{aligned} \quad (21)$$

We show first that V_n converges in probability to p_{2h} , defined in (19). This is motivated by the fact that V_n is the empirical version of

$$tP \{ \beta_{h \rightarrow 2} \varepsilon_h > U_2(t) \} \rightarrow \beta_{h \rightarrow 2} / c_2 = p_{2h}, \quad t \rightarrow \infty,$$

where the limit follows from property (18). We will study the asymptotic properties of V_n . For $x > 0$ define

$$v_n(x) = \frac{n}{k} \left[1 - \widehat{F}_{\varepsilon_h} \left(\frac{xU_2\left(\frac{n}{k}\right)}{\beta_{h \rightarrow 2}} \right) \right] = \frac{1}{k} \sum_{i=1}^n \mathbf{1} \{ \beta_{h \rightarrow 2} \varepsilon_{ih} > xU_2\left(\frac{n}{k}\right) \},$$

which is a nonincreasing function of x . Observe that on the set $B_{n\delta_1}$ defined in (17), we may bound the random variable V_n by

$$v_n(1 + \delta_1) \leq V_n = v_n \left(\frac{X_{(n-k),2}}{U_2\left(\frac{n}{k}\right)} \right) \leq v_n(1 - \delta_1). \quad (22)$$

We further compute the limits as $n \rightarrow \infty$

$$\begin{aligned} \mathbb{E}\{v_n(x)\} &= \frac{n}{k} P \left[\beta_{h \rightarrow 2} \varepsilon_h > xU_2\left(\frac{n}{k}\right) \right] \rightarrow p_{2h} x^{-\alpha}, \\ \text{Var} \{v_n(x)\} &= \frac{n}{k^2} P \left[\beta_{h \rightarrow 2} \varepsilon_h > xU_2\left(\frac{n}{k}\right) \right] P \left[\beta_{h \rightarrow 2} \varepsilon_h \leq xU_2\left(\frac{n}{k}\right) \right] = O(1/k) \rightarrow 0. \end{aligned}$$

An application of Chebyshev's inequality yields

$$v_n(1 + \delta_1) \xrightarrow{P} p_{2h}(1 + \delta_1)^{-\alpha}, \quad v_n(1 - \delta_1) \xrightarrow{P} p_{2h}(1 - \delta_1)^{-\alpha}, \quad n \rightarrow \infty. \quad (23)$$

For some $\tau > 0$, choose $\delta_1 > 0$ such that $p_{2h}(1 + \delta_1)^{-\alpha} > p_{2h} - \tau$ and $p_{2h}(1 - \delta_1)^{-\alpha} < p_{2h} + \tau$. Then with (22), (23) and the fact that $P(B_{n\delta_1}^c) \rightarrow 0$ for $B_{n\delta_1}$ in (17), we conclude

$$\begin{aligned} P(|V_n - p_{2h}| > \tau) &\leq P(B_{n\delta_1}^c) + P\{v_n(1 + \delta_1) < p_{2h} - \tau\} \\ &\quad + P\{v_n(1 - \delta_1) > p_{2h} + \tau\} \rightarrow 0, \quad n \rightarrow \infty, \end{aligned} \quad (24)$$

that is, V_n converges in probability to p_{2h} , as $n \rightarrow \infty$.

Further, from (20) we can see that

$$\widehat{F}_1(cX_{(n-k),2}) \xrightarrow{P} 1. \quad (25)$$

In fact, for any $\tau, \delta_1 > 0$, as $n \rightarrow \infty$

$$\begin{aligned} P \left\{ \left| \widehat{F}_1(cX_{(n-k),2}) - 1 \right| > \tau \right\} &\leq P(B_{n\delta_1}^c) + P \left[\widehat{F}_1 \left\{ c(1 + \delta_1)U_2\left(\frac{n}{k}\right) \right\} > 1 + \tau \right] \\ &\quad + P \left[\widehat{F}_1 \left\{ c(1 - \delta_1)U_2\left(\frac{n}{k}\right) \right\} < 1 - \tau \right] \rightarrow 0, \end{aligned}$$

since $\widehat{F}_1(x)$ converges in probability to $F_1(x)$ for all $x \in \mathbb{R}$, and $U_2(n/k) \rightarrow \infty$, as $n \rightarrow \infty$. Moreover, with a similar argument as for $S_{2,n}$, one can show that W_n in (21) converges in probability to 0, as $n \rightarrow \infty$.

Putting everything together, using (20), (24) and (25) we conclude that $U_{1,n}^{(h)} \xrightarrow{P} p_{2h}$, $h \in A$, and thus

$$U_{1,n} \xrightarrow{P} \sum_{h \in A} p_{2h} = \frac{\sum_{h \in A} \beta_{h \rightarrow 2}^\alpha}{\sum_{h \in \text{An}(2, G)} \beta_{h \rightarrow 2}^\alpha}. \quad (26)$$

Considering the term $U_{2,n}$, for each $h \in A_2$, define

$$U_{2,n}^{(h)} = \frac{1}{k} \sum_{i=1}^n \widehat{F}_1(X_{i1}) \mathbf{1} \{ \beta_{h \rightarrow 2} \varepsilon_{ih} > X_{(n-k), 2} \}.$$

On the event $B_{n\delta_1}$, we can bound $U_{2,n}^{(h)}$ by

$$u_{2,n}(1 + \delta_1) \leq U_{2,n}^{(h)} \leq u_{2,n}(1 - \delta_1),$$

where we let, for all $x > 0$,

$$u_{2,n}(x) = \frac{1}{k} \sum_{i=1}^n \widehat{F}_1(X_{i1}) \mathbf{1} \left\{ \beta_{h \rightarrow 2} \varepsilon_{ih} > x U_2 \left(\frac{n}{k} \right) \right\}.$$

Since X_1 is independent of ε_h , for $h \in A_2$, the values in the sum can be seen as $M(x) = M_n(x)$ random samples out of $\{1/n, \dots, 1\}$ without replacement, where $M(x)$ is Binomial with success probability

$$\mathbb{P} \left\{ \beta_{h \rightarrow 2} \varepsilon_h > x U_2 \left(\frac{n}{k} \right) \right\} \sim \frac{k p_{2h} x^{-\alpha}}{n}, \quad n \rightarrow \infty.$$

Let V_{ni} be random samples out of $\{1/n, \dots, 1\}$ without replacement, for all $i = 1, \dots, n$, $n \in \mathbb{N}$. Then $u_{2,n}(x)$ has the same distribution as

$$\frac{1}{k} \sum_{i=1}^{M(x)} V_{ni}.$$

By a similar argument as in (23) the distribution of $M(x)$ satisfies for any fixed $x \in (0, \infty)$

$$\frac{M(x)}{m(x)} \xrightarrow{P} 1, \quad n \rightarrow \infty, \quad (27)$$

where $m(x) = m_n(x) = \lceil k p_{2h} x^{-\alpha} \rceil$. Thus, for any $\delta_2 > 0$ the probability of the event

$$C_{n\delta_2, x} = \left\{ \left| \frac{M(x)}{m(x)} - 1 \right| < \delta_2 \right\}$$

converges to 1 as $n \rightarrow \infty$ for any $x > 0$. Consider the quantity

$$\tilde{u}_{2,n}(x) = \frac{1}{k} \sum_{i=1}^{m(x)} V_{ni}, \quad (28)$$

Denote by V_{ni}^* the independent random samples out of $\{1/n, \dots, 1\}$ with replacement, for $n \in \mathbb{N}$ and $i = 1, \dots, m(x)$. The number $\eta \leq m(x)$ of unique samples in $\{V_{ni}^* : i = 1, \dots, m(x)\}$ satisfies

$\mathbb{P}\{\eta = m(x)\} \rightarrow 1$ as $n \rightarrow \infty$, where we require the assumption $k^2/n \rightarrow 0$ (see Appendix B.4). Therefore,

$$\tilde{u}_{2,n}^*(x) = \frac{1}{k} \sum_{i=1}^{m(x)} V_{ni}^*, \quad (29)$$

has the same limit in probability as (28), as $n \rightarrow \infty$. Again, an argument similar to the one used in (23) yields the convergence of (29) in probability for any $x \in (0, \infty)$

$$\tilde{u}_{2,n}^*(x) \xrightarrow{P} \frac{1}{2} p_{2h} x^{-\alpha}. \quad (30)$$

For $\tau > 0$, choose $\delta_1, \delta_2 > 0$ small enough such that

$$p_{2h}(1 - \delta_1)^{-\alpha}(1 + \delta_2)/2 < p_{2h}/2 + \tau. \quad (31)$$

Then we can bound the probability

$$\begin{aligned} & \limsup_{n \rightarrow \infty} \mathbb{P} \left(U_{2,n}^{(h)} - p_{2h}/2 > \tau \right) \\ & \leq \limsup_{n \rightarrow \infty} \mathbb{P} \{ u_{2,n}(1 - \delta_1) > p_{2h}/2 + \tau \} + \mathbb{P}(B_{n\delta_1}^c) \\ & \leq \limsup_{n \rightarrow \infty} \mathbb{P} \left[\tilde{u}_{2,n} \{ (1 - \delta_1)(1 + \delta_2)^{-1/\alpha} \} > p_{2h}/2 + \tau \right] + \mathbb{P}(B_{n\delta_1}^c) + \mathbb{P}(C_{n\delta_2, 1-\delta_1}^c) \\ & = \lim_{n \rightarrow \infty} \mathbb{P} \left[\tilde{u}_{2,n}^* \{ (1 - \delta_1)(1 + \delta_2)^{-1/\alpha} \} > p_{2h}/2 + \tau \right] = 0, \end{aligned} \quad (32)$$

since $\mathbb{P}(B_{n\delta_1}^c)$ and $\mathbb{P}(C_{n\delta_2, 1-\delta_1}^c)$ converge to 0 as $n \rightarrow \infty$, and the last term converges to 0 as a consequence of (30) and (31). Similarly, we can show that

$$\limsup_{n \rightarrow \infty} \mathbb{P} \left(U_{2,n}^{(h)} - p_{2h}/2 < -\tau \right) = 0,$$

and since $\tau > 0$ is arbitrary, $U_{2,n}^{(h)} \xrightarrow{P} p_{2h}/2$, for $h \in A_2$. Therefore,

$$U_{2,n} \xrightarrow{P} \sum_{h \in A_2} \frac{p_{2h}}{2} = \frac{1}{2} \frac{\sum_{h \in A_2} \beta_{h \rightarrow 2}^\alpha}{\sum_{h \in A_n(2, G)} \beta_{h \rightarrow 2}^\alpha},$$

and $\hat{\Gamma}_{21} \xrightarrow{P} \Gamma_{21}$. □

B.4 Number of unique samples with replacement

From a set of size n , we randomly sample $m \leq n$ elements *with* replacement. Assume that $m = O(k)$, where $k \rightarrow \infty$ and $k^2/n \rightarrow 0$ as $n \rightarrow \infty$. Let η denote the number of *unique* observations in the random sample of m elements. The probability that *all* observations in the random sample are different is

$$\begin{aligned} \mathbb{P}(\eta = m) &= 1 \left(1 - \frac{1}{n}\right) \dots \left(1 - \frac{m-1}{n}\right) = \exp \left\{ \sum_{j=0}^{m-1} \log \left(1 - \frac{j}{n}\right) \right\} \\ &= \exp \left\{ - \sum_{j=0}^{m-1} \frac{j}{n} + o(j/n) \right\}. \end{aligned}$$

Since $m = O(k)$ and $k^2/n \rightarrow 0$, it follows that $\mathbb{P}(\eta = m) \rightarrow 1$, as $n \rightarrow \infty$.

B.5 Proof of Proposition 1

Proof. Let $s \in S := \{1, \dots, p\}$ and denote by $i_s \in V$ the node chosen by the algorithm *at* step s . Define

$$H_s = \begin{cases} \emptyset, & s = 1, \\ \{i_1, \dots, i_{s-1}\}, & s > 1, \end{cases}$$

which represents the set of nodes chosen by the algorithm *before* step s . Let $G_s = (V_s, E_s)$ be the subgraph of G obtained by removing the nodes H_s that are already chosen, i.e., $V_s = V \setminus H_s$ and $E_s = E \cap (V_s \times V_s)$. Further, define the score minimized by the algorithm to choose the node at step s ,

$$M_i^{(s)} = \max_{j \in V_s \setminus \{i\}} \Gamma_{ji}, \quad \forall i \in V_s.$$

We want to show that EASE is a procedure that, for all $s \in S$, satisfies the statement

$$\Xi(s) := \left(i_s \in \arg \min_{i \in V_s} M_i^{(s)} \implies \text{an}(i_s, G) \subseteq H_s \right). \quad (33)$$

We use strong induction. Namely, we prove that if $\Xi(s')$ holds for *all* natural numbers $s' < s$, then $\Xi(s)$ holds, too.

Fix $s \in S$ and suppose that for all $s' \in S$, with $s' < s$, $\Xi(s')$ holds. Assume $\varphi := i_s \in \arg \min_{i \in V_s} M_i^{(s)}$ and $\text{an}(\varphi, G) \not\subseteq H_s$. Then, there exists a node $j \in V_s$ such that $j \in \text{an}(\varphi, G)$, and by Theorem 1, $\Gamma_{j\varphi} = 1$. It follows $M_\varphi^{(s)} = 1$.

Also, since G_s is a DAG, there exists a node $\ell \in V_s$ such that $\text{an}(\ell, G_s) = \emptyset$. If $\Xi(s')$ holds for every natural number $s' < s$, then $\text{an}(\ell, G) \subseteq H_s$. Suppose not. Then, there exists a node $j \in V_s$ such that $j \in \text{an}(\ell, G)$. Note that since $j \in \text{an}(\ell, G)$ and $j \notin \text{an}(\ell, G_s)$, there exists a directed path from j to ℓ in G that is absent in G_s . Thus, there exists a node $h \in H_s$ that lies on such path, and it follows that $j \in \text{an}(h, G)$, which is a contradiction. Since $\text{an}(\ell, G) \subseteq H_s$, by Theorem 1 it holds $M_\ell^{(s)} < 1 = M_\varphi^{(s)}$, which is a contradiction.

Since $s \in S$ was arbitrary, we have proved that $\Xi(s)$ holds for all $s \in S$. Further, note that $\Xi(1)$ holds as a special case of the argument above. Hence, we conclude that, for all $s', s \in S$,

$$s' < s \implies i_s \notin \text{an}(i_{s'}, G)$$

and therefore $\pi(i_s) = s$ is a causal order of G . □

B.6 Proof of Proposition 2

Proof. Let $s \in S := \{1, \dots, p\}$ and denote by $i_s \in V$ the node chosen by the algorithm *at* step s . Define

$$H_s = \begin{cases} \emptyset, & s = 1, \\ \{i_1, \dots, i_{s-1}\}, & s > 1, \end{cases}$$

which represents the set of nodes chosen by the algorithm *before* step s . Let $G_s = (V_s, E_s)$ be the subgraph of G obtained by removing the nodes already chosen H_s , that is, $V_s = V \setminus H_s$ and $E_s = E \cap (V_s \times V_s)$. Further, consider the bijection $\pi_s : H_{s+1} \rightarrow \{1, \dots, s\}$. We say that π_s is a *partial causal order* of G of size s if there exists a causal order $\pi \in \Pi_G$ such that

$$\pi_s(i) = \pi(i), \quad \text{for all } i \in H_{s+1}.$$

Also, we denote by $\Pi_G^{(s)}$ the set of partial causal orders of size s .

We want to give an upper bound to the probability that EASE makes a mistake.

Consider the first step $s = 1$. We partition the set of nodes $V = R \cup R^c$, where $R = \{j \in V : \text{an}(j, G) = \emptyset\}$ denotes the set of root nodes of G and $R^c = V \setminus R$. By Theorem 1, for all source nodes $i \in R$, and $h \in V \setminus \{i\}$, it holds $\Gamma_{hi} < 1$. At the same time, for all non-root nodes $j \in R^c$ there exists some $\ell \in V \setminus \{j\}$ such that $\Gamma_{\ell j} = 1$. Therefore, the EASE algorithm makes a mistake at the first step on the following event.

$$\begin{aligned} A_1 &= \left\{ \exists j \in R^c \forall i \in R : \max_{h \in V \setminus \{i\}} \widehat{\Gamma}_{hi} > \max_{\ell \in V \setminus \{j\}} \widehat{\Gamma}_{\ell j} \right\} \\ &\subseteq \bigcup_{j \in R^c} \bigcup_{i \in R} \left\{ \max_{h \in V \setminus \{i\}} \widehat{\Gamma}_{hi} > \max_{\ell \in V \setminus \{j\}} \widehat{\Gamma}_{\ell j} \right\} \\ &\subseteq \bigcup_{i \in R} \bigcup_{h \in V \setminus \{i\}} \bigcup_{j \in R^c} \bigcup_{\ell \in \text{an}(j, G)} \left\{ \widehat{\Gamma}_{hi} > \widehat{\Gamma}_{\ell j} \right\}. \end{aligned}$$

Consider step $s < p - 1$. Suppose that, for $1 \leq s' \leq s$ it holds $\text{an}(i_{s'}, G) \subseteq H_{s'}$, that is, all nodes i_1, \dots, i_s have been selected in a correct order $\pi_s \in \Pi_G^{(s)}$ which may not be unique. The current subgraph $G_s = (V_s, E_s)$ is a DAG, and therefore, there exists a source node. Let us partition the nodes $V_s = R_s \cup R_s^c$, where $R_s = \{j \in V_s : \text{an}(j, G_s) = \emptyset\}$ denotes the set of root nodes of G_s and $R_s^c = V_s \setminus R_s$. Since the nodes i_1, \dots, i_s have been selected according to a correct *partial* causal order, one can show (using a similar argument as in Proof B.5) that all source nodes $i \in R_s$ are such that $\text{an}(i, G) \subseteq H_s$. Thus, by Theorem 1, it follows that $\Gamma_{hi} < 1$ for all $i \in R_s$ and $h \in V_s \setminus \{i\}$. Similarly, it is easy to see that for all non-root nodes $j \in R_s^c$ there exists a node $\ell \in V_s \setminus \{j\}$ such that $\Gamma_{\ell j} = 1$. Therefore, for each partial causal order $\pi_s \in \Pi_G^{(s)}$, the EASE algorithm makes a mistake at step $s + 1$ if it chooses a non-root node. This happens on the event

$$\begin{aligned} A_{s+1}^{\pi_s} &= \left\{ \text{choose } \pi_s \in \Pi_G^{(s)} \right\} \cap \left\{ \exists j \in R_s^c \forall i \in R_s : \max_{h \in V_s \setminus \{i\}} \widehat{\Gamma}_{hi} > \max_{\ell \in V_s \setminus \{j\}} \widehat{\Gamma}_{\ell j} \right\} \\ &\subseteq \bigcup_{i \in R_s} \bigcup_{h \in V_s \setminus \{i\}} \bigcup_{j \in R_s^c} \bigcup_{\ell \in \text{an}(j, G_s)} \left\{ \widehat{\Gamma}_{hi} > \widehat{\Gamma}_{\ell j} \right\}. \end{aligned}$$

Therefore, the event of at least one mistake during the whole algorithm writes

$$\begin{aligned} A &= A_1 \bigcup_{\pi_1 \in \Pi_G^{(1)}} A_2^{\pi_1} \dots \bigcup_{\pi_{p-1} \in \Pi_G^{(p-1)}} A_p^{\pi_{p-1}} \\ &\subseteq \bigcup_{i \in V} \bigcup_{h \notin \text{An}(i, G)} \bigcup_{j \in V} \bigcup_{\ell \in \text{an}(j, G)} \left\{ \widehat{\Gamma}_{hi} > \widehat{\Gamma}_{\ell j} \right\} \\ &\subseteq \bigcup_{i \in V} \bigcup_{h \notin \text{An}(i, G)} \bigcup_{j \in V} \bigcup_{\ell \in \text{an}(j, G)} \left\{ \left| \widehat{\Gamma}_{hi} - \Gamma_{hi} \right| > \frac{\Gamma_{\ell j} - \Gamma_{hi}}{2} \right\} \\ &\quad \cup \left\{ \left| \widehat{\Gamma}_{\ell j} - \Gamma_{\ell j} \right| > \frac{\Gamma_{\ell j} - \Gamma_{hi}}{2} \right\} \\ &\subseteq \bigcup_{i \in V, h \notin \text{An}(i, G)} \left\{ \left| \widehat{\Gamma}_{hi} - \Gamma_{hi} \right| > \frac{1-v}{2} \right\} \\ &\quad \cup \bigcup_{j \in V, \ell \in \text{an}(j, G)} \left\{ \left| \widehat{\Gamma}_{\ell j} - \Gamma_{\ell j} \right| > \frac{1-v}{2} \right\}, \end{aligned}$$

where $v = \max_{(h,i): h \notin \text{An}(i,G)} \Gamma_{hi} < 1$ and $\Gamma_{\ell j} = 1$ for all (j, ℓ) such that $\ell \in \text{an}(j, G)$ (by Theorem 1). Thus, the probability of making a mistake during the whole algorithm can be upper bounded by

$$\begin{aligned} \mathbf{P}(A) &\leq \sum_{i \in V, h \notin \text{An}(i,G)} \mathbf{P} \left(\left| \widehat{\Gamma}_{hi} - \Gamma_{hi} \right| > \frac{1-v}{2} \right) \\ &\quad + \sum_{j \in V, \ell \in \text{an}(j,G)} \mathbf{P} \left(\left| \widehat{\Gamma}_{\ell j} - \Gamma_{\ell j} \right| > \frac{1-v}{2} \right) \\ &\leq p^2 \max_{i,j \in V} \mathbf{P} \left(\left| \widehat{\Gamma}_{ij} - \Gamma_{ij} \right| > \frac{1-v}{2} \right). \end{aligned}$$

□

C Extension to real coefficients

Let Y be a regularly varying Γ random variable with index $\alpha > 0$, where, as $x \rightarrow \infty$

$$\mathbf{P}(Y > x) \sim c^+ \ell(x) x^{-\alpha}, \quad \mathbf{P}(Y < -x) \sim c^- \ell(x) x^{-\alpha}.$$

Consider $Z = bY$, $b \in \mathbb{R}$. Then Z is also regularly varying with index $\alpha > 0$, that is, as $x \rightarrow \infty$,

$$\mathbf{P}(Z > x) \sim |b|^\alpha c^{\text{sgn}(b)} \ell(x) x^{-\alpha}, \quad \mathbf{P}(Z < -x) \sim |b|^\alpha c^{-\text{sgn}(b)} \ell(x) x^{-\alpha}.$$

Therefore, all results of Section A.1 apply to linear combination of regularly varying random variables with real coefficients. For example, consider the SCM with real coefficients, where the noise terms $\varepsilon_1, \dots, \varepsilon_p$ have comparable upper and lower tails, that is, as $x \rightarrow \infty$

$$\mathbf{P}(\varepsilon_j > x) \sim c_j^+ \ell(x) x^{-\alpha}, \quad \mathbf{P}(\varepsilon_j < -x) \sim c_j^- \ell(x) x^{-\alpha}$$

where $c_j^+, c_j^- > 0$, $j \in V$. Recall that each variable X_j , $j \in V$, can be expressed as a linear combination of its ancestors' noise, i.e.,

$$X_j = \sum_{h \in \text{An}(j,G)} \beta_{h \rightarrow j} \varepsilon_h,$$

where $\beta_{h \rightarrow j} \in \mathbb{R}$. This is a sum of independent regularly varying random variables, therefore, by Lemma 3, each X_j , $j \in V$ is regularly varying, too, and its upper and lower tails are

$$\begin{aligned} \mathbf{P}(X_j > x) &\sim \sum_{h \in \text{An}(j,G)} |\beta_{h \rightarrow j}|^\alpha c_{hj}^+ \ell(x) x^{-\alpha}, \\ \mathbf{P}(X_j < -x) &\sim \sum_{h \in \text{An}(j,G)} |\beta_{h \rightarrow j}|^\alpha c_{hj}^- \ell(x) x^{-\alpha}, \end{aligned}$$

where $c_{hj}^+ = c_h^{\text{sgn}(\beta_{h \rightarrow j})}$, $c_{hj}^- = c_h^{-\text{sgn}(\beta_{h \rightarrow j})}$, and $\text{sgn}(\beta_{h \rightarrow j})$ is defined as in (12).

C.1 Proof of Lemma 2

Proof. Recall that each variable X_h , $h \in V$, can be expressed as a weighted sum of the noise terms $\varepsilon_1, \dots, \varepsilon_p$ belonging to the ancestors of X_h , as shown in (4). Therefore, we can write X_j and X_k as follows,

$$\begin{aligned} X_j &= \sum_{h \in A_{jk}} \beta_{h \rightarrow j} \varepsilon_h + \sum_{h \in A_{jk}^*} \beta_{h \rightarrow j} \varepsilon_h, \\ X_k &= \sum_{h \in A_{jk}} \beta_{h \rightarrow k} \varepsilon_h + \sum_{h \in A_{kj}^*} \beta_{h \rightarrow k} \varepsilon_h, \end{aligned}$$

where $A_{jk} = \text{An}(j, G) \cap \text{An}(k, G)$, $A_{jk^*} = \text{An}(j, G) \cap \text{An}(k, G)^c$ and similarly for A_{kj^*} .

We treat the two terms of (11) separately. Consider the first term,

$$\Psi_{jk}^+ = \lim_{x \rightarrow \infty} \frac{1}{2} \mathbf{E} [\sigma(F_k(X_k)) \mathbf{1}\{X_j > x\}], \quad j, k \in V.$$

Since $X_j, j \in V$, are regularly varying with index $\alpha > 0$, using similar arguments as in Lemma 1 we can write

$$\begin{aligned} & \mathbf{E}[\sigma(F_k(X_k)) \mathbf{1}\{X_j > x\}] \\ &= \sum_{h \in \text{An}(j, G)} \mathbf{E}[\sigma(F_k(X_k)) \mathbf{1}\{\beta_{h \rightarrow j} \varepsilon_h > x\}] + o\{\mathbf{P}(X_j > x)\} \\ &= \sum_{h \in A_{jk}} \mathbf{E}[\sigma(F_k(X_k)) \mathbf{1}\{\beta_{h \rightarrow j} \varepsilon_h > x\}] \\ & \quad + \sum_{h \in A_{jk^*}} \mathbf{E}[\sigma(F_k(X_k)) \mathbf{1}\{\beta_{h \rightarrow j} \varepsilon_h > x\}] + o\{\mathbf{P}(X_j > x)\}. \end{aligned} \tag{34}$$

Recall that σ is defined as

$$\sigma(x) = |2x - 1| = \begin{cases} 2x - 1, & x > 1/2 \\ 1 - 2x, & x < 1/2, \end{cases}$$

and that $0 < \sigma(F_k(X_k)) < 1, k \in V$.

Consider the summands in (34) where $h \in A_{jk}$. We distinguish two cases. When the ratio $c = \beta_{h \rightarrow k} / \beta_{h \rightarrow j} > 0$, we can bound the summand

$$\begin{aligned} \mathbf{P}(\beta_{h \rightarrow j} \varepsilon_h > x) &\geq \mathbf{E}[\sigma(F_k(X_k)) \mathbf{1}\{\beta_{h \rightarrow j} \varepsilon_h > x\}] \\ &\geq \mathbf{E}[\sigma(F_k(X_k)) \mathbf{1}\{\beta_{h \rightarrow k} \varepsilon_h > cx, X_k > cx\}] \\ &\geq \sigma(F_k(cx)) \mathbf{P}(\beta_{h \rightarrow k} \varepsilon_h > cx, X_k > cx) \\ &= \sigma(F_k(cx)) [\mathbf{P}(\beta_{h \rightarrow k} \varepsilon_h > cx) - \mathbf{P}(\beta_{h \rightarrow k} \varepsilon_h > cx, X_k \leq cx)] \\ &= \mathbf{P}(\beta_{h \rightarrow j} \varepsilon_h > x) + o\{\mathbf{P}(X_j > x)\}. \end{aligned}$$

The last equality follows from Lemma 5 and since $\sigma(F_k(cx)) \rightarrow 1$ as $x \rightarrow \infty$.

When the ratio $c = \beta_{h \rightarrow k} / \beta_{h \rightarrow j} < 0$, similar arguments as above yield again

$$\begin{aligned} \mathbf{P}(\beta_{h \rightarrow j} \varepsilon_h > x) &\geq \mathbf{E}[\sigma(F_k(X_k)) \mathbf{1}\{\beta_{h \rightarrow j} \varepsilon_h > x\}] \\ &\geq \mathbf{P}(\beta_{h \rightarrow j} \varepsilon_h > x) + o\{\mathbf{P}(X_j > x)\}. \end{aligned}$$

On the other hand, for all the summands in (34) where $h \in A_{jk^*}$ we have that X_k and ε_h are independent. Therefore,

$$\begin{aligned} \mathbf{E}[\sigma(F_k(X_k)) \mathbf{1}\{\beta_{h \rightarrow j} \varepsilon_h > x\}] &= \mathbf{E}[|2F_k(X_k) - 1|] \mathbf{P}(\beta_{h \rightarrow j} \varepsilon_h > x) \\ &= \frac{1}{2} \mathbf{P}(\beta_{h \rightarrow j} \varepsilon_h > x). \end{aligned}$$

Consequently,

$$\begin{aligned}
\Psi_{jk}^+ &= \lim_{x \rightarrow \infty} \frac{1}{2} \mathbb{E}[\sigma(F_k(X_k)) \mid X_j > x] \\
&= \lim_{x \rightarrow \infty} \frac{1}{2} \sum_{h \in A_{jk}} \frac{\mathbb{P}(\beta_{h \rightarrow j} \varepsilon_h > x)}{\mathbb{P}(X_j > x)} + \lim_{x \rightarrow \infty} \frac{1}{4} \sum_{h \in A_{jk}^*} \frac{\mathbb{P}(\beta_{h \rightarrow j} \varepsilon_h > x)}{\mathbb{P}(X_j > x)} \\
&= \frac{1}{4} + \frac{1}{4} \sum_{h \in A_{jk}} \lim_{x \rightarrow \infty} \frac{\mathbb{P}(\beta_{h \rightarrow j} \varepsilon_h > x)}{\mathbb{P}(X_j > x)} = \frac{1}{4} + \frac{1}{4} \frac{\sum_{h \in A_{jk}} |\beta_{h \rightarrow j}|^\alpha c_{hj}^+ \ell(x) x^{-\alpha}}{\sum_{h \in \text{An}(j, G)} |\beta_{h \rightarrow j}|^\alpha c_{hj}^+ \ell(x) x^{-\alpha}} \\
&= \frac{1}{4} + \frac{1}{4} \frac{\sum_{h \in A_{jk}} c_{hj}^+ |\beta_{h \rightarrow j}|^\alpha}{\sum_{h \in \text{An}(j, G)} c_{hj}^+ |\beta_{h \rightarrow j}|^\alpha}.
\end{aligned}$$

Similarly, the second term can be shown to be

$$\Psi_{jk}^- = \frac{1}{4} + \frac{1}{4} \frac{\sum_{h \in A_{jk}} c_{hj}^- |\beta_{h \rightarrow j}|^\alpha}{\sum_{h \in \text{An}(j, G)} c_{hj}^- |\beta_{h \rightarrow j}|^\alpha}.$$

Putting everything together yields the desired form of $\Psi_{jk} = \Psi_{jk}^+ + \Psi_{jk}^-$. \square

C.2 Proof of Theorem 3

Proof. The proof follows a similar approach as Proof B.2. In this framework we assume that the distribution entailed by the SCM is faithful to the induced DAG G . Therefore, if i is an ancestor of j in G , then $\beta_{i \rightarrow j} \neq 0$. Define $A_{12} = \text{An}(1, G) \cap \text{An}(2, G)$.

- (a). Suppose X_1 causes X_2 , i.e., $1 \in \text{an}(2, G)$. This implies that $\text{An}(1, G) \subset \text{An}(2, G)$ and thus $A_{12} = \text{An}(1, G) \subset \text{An}(2, G)$. By applying Lemma 2 we obtain $\Psi_{12} = 1$ and $\Psi_{21} \in (1/2, 1)$.

Conversely, suppose that $\Psi_{12} = 1$ and $\Psi_{21} \in (1/2, 1)$. If $\Psi_{12} = 1$ then the numerator of the second and third term in Lemma 2 must be positive and equal to its corresponding denominator. This implies that $A_{12} = \text{An}(1, G) \cap \text{An}(2, G) = \text{An}(1, G) \neq \emptyset$. It follows that $\text{An}(1, G) \subseteq \text{An}(2, G)$, i.e., $1 \in \text{an}(2, G)$. At the same time, if $\Psi_{21} \in (1/2, 1)$, then the numerator of the second (or third) term in Lemma 2 must be positive and smaller than its corresponding denominator. This means that $A_{12} \neq \emptyset$ and $A_{12} = \text{An}(1, G) \cap \text{An}(2, G) \subset \text{An}(2, G)$. Thus, it follows that $\text{An}(1, G) \subset \text{An}(2, G)$. Therefore $1 \in \text{an}(2, G)$, that is, X_1 causes X_2 .

- (b). By symmetry, as case (a).

- (c). Suppose there is no causal link between X_1 and X_2 , i.e., $\text{An}(1, G) \cap \text{An}(2, G) = \emptyset$. Then, $A_{12} = \text{An}(1, G) \cap \text{An}(2, G) = \emptyset$ and by Lemma 2, we obtain $\Psi_{12} = \Psi_{21} = 1/2$.

Suppose now that $\Psi_{12} = \Psi_{21} = 1/2$. This means that the numerator of the second and third term in Lemma 2 must be equal to zero. This implies that $A_{12} = \emptyset$ and therefore $\text{An}(1, G) \cap \text{An}(2, G) = \emptyset$, that is, there is no causal link between X_1 and X_2 .

- (d). Suppose there is a node $j \notin \{1, 2\}$ such that X_j is a common cause of X_1 and X_2 , i.e., $j \in \text{an}(1, G)$ and $j \in \text{an}(2, G)$. Then $A_{12} = \text{An}(1, G) \cap \text{An}(2, G)$ is non-empty. Since $\text{An}(1, G) \neq \text{An}(2, G)$, it follows that $A_{12} \subset \text{An}(i, G)$, for $i = 1, 2$. Thus, according to Lemma 2 we have $\Psi_{12}, \Psi_{21} \in (1/2, 1)$.

Conversely, suppose that $\Psi_{12}, \Psi_{21} \in (1/2, 1)$. If $\Psi_{12} \in (1/2, 1)$, then the numerator of the second (or third) term in Lemma 2 must be positive and smaller than its corresponding denominator. This implies that $A_{12} \neq \emptyset$ and $A_{12} = \text{An}(1, G) \cap \text{An}(2, G) \subset \text{An}(1, G)$. Similarly, if

$\Psi_{21} \in (1/2, 1)$, it follows that $A_{21} = A_{12} = \text{An}(1, G) \cap \text{An}(2, G) \subset \text{An}(2, G)$. This implies that $\text{An}(1, G) \neq \text{An}(2, G)$ and they are not disjoint. Therefore, there exists a node $j \notin \{1, 2\}$ such that $j \in \text{an}(1, G)$ and $j \in \text{an}(2, G)$, i.e., X_j is a common cause of X_1 and X_2 .

□

D EASE example

Consider the DAG G in Figure 5, with vertex set $V = \{1, 2, 3, 4\}$. The set of causal orders of G is $\Pi_G = \{(2, 1, 4, 3), (2, 1, 3, 4), (3, 1, 2, 4)\}$. In Figure 6, we display the state-space tree of the EASE algorithm, i.e., the set of states that the algorithm can visit to find a causal order π of G . Each state represents the status of the vector π^{-1} during the algorithm evaluation. A state is red if all the paths below it lead to wrong causal order. The green states represent the causal orders of G .

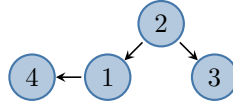


Figure 5: DAG G .

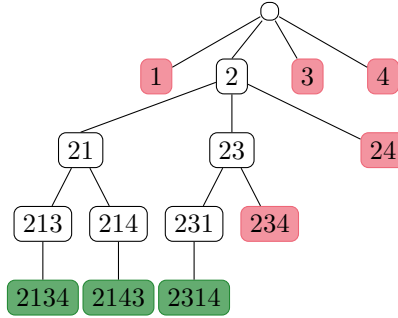


Figure 6: Extremal ancestral search (EASE) for the DAG shown in Figure 5.

E Experimental settings for the simulation study

The parameters of the simulation are the following.

- Distribution: Student-t, with degrees of freedom $\alpha \in \{1.5, 2.5, 3.5\}$.
- Number of observations: $n \in \{500, 1000, 10000\}$.
- Number of variables: $p \in \{4, 7, 10, 15, 20, 30, 50\}$.

The settings that we consider are,

- Linear SCM,
- Linear SCM with hidden confounders,

- Nonlinear SCM,
- Linear SCM and uniform transformation of each variable.

For each combination of n , p , and α and each setting, we generate $n_{exp} = 50$ random SCMs. Each SCM is built as follows.

1. Generate a random DAG.

- (a) Take a random permutation π of the nodes $V = \{1, \dots, p\}$ that defines the causal order.
- (b) For each $i \in V$ such that $\pi(i) > 1$, sample the number of parents

$$n_{\text{pa}} \sim \text{Bin}(\pi(i) - 1, q),$$

from a binomial distribution. We set $q = \min\{5/(p-1), 1/2\}$ so that, on average, there are 2.5 edges per node, when $p > 10$.

- (c) Sample without replacement n_{pa} from $\{j \in V : \pi(j) < \pi(i)\}$ and name the resulting set $\text{pa}(i)$.

2. Sample uniformly from $\{-0.9, -0.1\} \cup \{0.1, 0.9\}$ the coefficients β_{ij} , where $i \in V$ and $j \in \text{pa}(i, G)$.

3. In the case of hidden confounders,

- (a) Sample the number of confounding variables,

$$n_{\text{conf}} \sim \text{Bin}\left(\frac{p(p-1)}{2}, q\right),$$

from a binomial distribution. We set $q = 2/(3p-3)$ so that, on average, there is one hidden confounder for every three nodes.

- (b) Sample without replacement n_{conf} unordered pairs from $\{\{i, j\} : i, j \in V\}$ and name the resulting set C .
- (c) Update the parents of each node i as $\text{pa}(i) := \text{pa}(i) \cup C_i$, where $C_i \subseteq C$ is the set of hidden confounders affecting node $i \in V$. Similarly, for each hidden confounder $c \in C$, set $\text{pa}(c) = \emptyset$.
- (d) Sample uniformly from $\{-0.9, -0.1\} \cup \{0.1, 0.9\}$ the coefficients β_{ic} , where $i \in V$ and $c \in C_i$.

4. Let $\tilde{V} = V \cup C$ ⁶. For all $i \in \tilde{V}$, sample n i.i.d. copies of noise $\varepsilon_i \sim \text{Student-t}(\alpha)$.

5. For each node $i \in \tilde{V}$, generate

$$X_i := \sum_{j \in \text{pa}(i)} \beta_{ij} f(X_j) + \varepsilon_i, \quad \text{where}$$

- (a) in case of linear SCM, $f(X_j) = X_j$,
- (b) in case of nonlinear SCM, $f(X_j) = X_j \mathbf{1}\{\widehat{F}_j(X_j) > 0.95\}$, where \widehat{F}_j is the empirical cdf of X_j .

6. In case of uniform margins, transform each variable by $X_i := \widehat{F}_i(X_i)$, where \widehat{F}_i is the empirical cdf of X_i , $i \in \tilde{V}$.

⁶If there are no hidden confounders, then $C = \emptyset$.

References

- [1] K. A. Bollen. *Structural Equations with Latent Variables*. John Wiley & Sons, New York, 1989.
- [2] P. Bühlmann, J. Peters, and J. Ernest. CAM: Causal additive models, high-dimensional order search and penalized regression. *Annals of Statistics*, 42:2526–2556, 2014.
- [3] J. J. Cai, J. H. J. Einmahl, L. de Haan, and C. Zhou. Estimation of the marginal expected shortfall: the mean when a related variable is extreme. *J. R. Stat. Soc. Ser. B. Stat. Methodol.*, 77:417–442, 2015.
- [4] D. Colombo, M. H. Maathuis, M. Kalisch, and T. S Richardson. Learning high-dimensional directed acyclic graphs with latent and selection variables. *The Annals of Statistics*, pages 294–321, 2012.
- [5] P. Comon. Independent component analysis, a new concept? *Signal processing*, 36(3):287–314, 1994.
- [6] L. de Haan and A. Ferreira. *Extreme Value Theory*. Springer, New York, 2006.
- [7] P. Embrechts, C. Klüppelberg, and T. Mikosch. *Modelling extremal events: for insurance and finance*, volume 33. Springer Science & Business Media, 2013.
- [8] W. Feller. *An Introduction to Probability Theory and Its Applications, Volume II*. John Wiley & Sons Inc., New York, 1971.
- [9] K. J. Forbes and R. Rigobon. No contagion, only interdependence: measuring stock market co-movements. *The Journal of Finance*, 57(5):2223–2261, 2002.
- [10] N. Gissibl and C. Klüppelberg. Max-linear models on directed acyclic graphs. *Bernoulli*, 24(4A): 2693–2720, 2018.
- [11] N. Gissibl, C. Klüppelberg, and S. L. Lauritzen. Identifiability and estimation of recursive max-linear models. *arXiv preprint arXiv:1901.03556*, 2019.
- [12] N. Harris and M. Drton. PC algorithm for nonparanormal graphical models. *The Journal of Machine Learning Research*, 14(1):3365–3383, 2013.
- [13] P. O. Hoyer, S. Shimizu, A. J. Kerminen, and M. Palviainen. Estimation of causal effects using linear non-gaussian causal models with hidden variables. *International Journal of Approximate Reasoning*, 49(2):362–378, 2008.
- [14] G. W. Imbens and D. B. Rubin. *Causal Inference for Statistics, Social, and Biomedical Sciences: An Introduction*. Cambridge University Press, New York, NY, 2015.
- [15] M. Kalisch, M. Mächler, D. Colombo, M. H. Maathuis, and P. Bühlmann. Causal inference using graphical models with the r package pcalg. *Journal of Statistical Software*, 47(11):1–26, 2012.
- [16] A. N. Kolmogorov. Three approaches to the quantitative definition of information'. *Problems of information transmission*, 1(1):1–7, 1965.
- [17] S. L. Lauritzen. *Graphical models*, volume 17 of *Oxford Statistical Science Series*. The Clarendon Press, Oxford University Press, New York, 1996.
- [18] S. L. Lauritzen, A. P. Dawid, B. N. Larsen, and H. G. Leimer. Independence properties of directed markov fields. *Networks*, 20:491–505, 1990.

- [19] L. Mhalla, V. Chavez-Demoulin, and D. J. Dupuis. Causal mechanism of extreme river discharges in the upper danube basin network. *arXiv preprint arXiv:1907.03555*, 2019.
- [20] N. Misra and E. E. Kuruoglu. Stable graphical models. *Journal of Machine Learning Research*, 17(168):1–36, 2016.
- [21] P. Naveau, A. Ribes, F. Zwiers, A. Hannart, A. Tuel, and P. Yiou. Revising return periods for record events in a climate event attribution context. *Journal of Climate*, 31(9):3411–3422, 2018.
- [22] J. Pearl. *Causality: Models, Reasoning, and Inference*. Cambridge University Press, New York, USA, 2nd edition, 2009.
- [23] J. Peters and P. Bühlmann. Structural intervention distance for evaluating causal graphs. *Neural computation*, 27(3):771–799, 2015.
- [24] J. Peters, D. Janzing, and B. Schölkopf. *Elements of Causal Inference: Foundations and Learning Algorithms*. MIT Press, Cambridge, MA, USA, 2017.
- [25] S. I. Resnick. *Extreme Values, Regular Variation and Point Processes*. Springer, New York, 2008.
- [26] J. C. Rodriguez. Measuring financial contagion: A copula approach. *Journal of empirical finance*, 14(3):401–423, 2007.
- [27] S. I. Seneviratne, T. Corti, E. L. Davin, M. Hirschi, E. B. Jaeger, I. Lehner, B. Orlowsky, and A. J. Teuling. Investigating soil moisture–climate interactions in a changing climate: A review. *Earth-Science Reviews*, 99(3-4):125–161, 2010.
- [28] S. Shimizu, P. O. Hoyer, A. Hyvärinen, and A. Kerminen. A linear non-gaussian acyclic model for causal discovery. *Journal of Machine Learning Research*, 7(Oct):2003–2030, 2006.
- [29] S. Shimizu, T. Inazumi, Y. Sogawa, A. Hyvärinen, Y. Kawahara, T. Washio, P. O. Hoyer, and K. Bollen. Directlingam: A direct method for learning a linear non-gaussian structural equation model. *Journal of Machine Learning Research*, 12(Apr):1225–1248, 2011.
- [30] P. Spirtes, C. N. Glymour, R. Scheines, D. Heckerman, C. Meek, G. Cooper, and T. S. Richardson. *Causation, prediction, and search*. MIT press, 2000.
- [31] P. A. Stott, D. A. Stone, and M. R. Allen. Human contribution to the european heatwave of 2003. *Nature*, 432(7017):610, 2004.
- [32] P. A. Stott, N. Christidis, F. E. L. Otto, Y. Sun, J. Vanderlinden, G. J. Van Oldenborgh, R. Vautard, H. Von Storch, P. Walton, P. Yiou, and F.W. Zwiers. Attribution of extreme weather and climate-related events. *Wiley Interdisciplinary Reviews: Climate Change*, 7(1):23–41, 2016.
- [33] T. Tashiro, S. Shimizu, A. Hyvärinen, and T. Washio. Parcelingam: a causal ordering method robust against latent confounders. *Neural computation*, 26(1):57–83, 2014.
- [34] J. Zhang. Causal reasoning with ancestral graphs. *Journal of Machine Learning Research*, 9(Jul):1437–1474, 2008.