

Sketched Representations and Orthogonal Planarity of Bounded Treewidth Graphs^{*}

Emilio Di Giacomo^[0000-0002-9794-1928], Giuseppe Liotta^[0000-0002-2886-9694],
and Fabrizio Montecchiani^[0000-0002-0543-8912] ✉

Department of Engineering, University of Perugia, Italy
{emilio.digiacomo, giuseppe.liotta, fabrizio.montecchiani}@unipg.it

Abstract. Given a planar graph G and an integer b , `ORTHOAGONALPLANARITY` is the problem of deciding whether G admits an orthogonal drawing with at most b bends in total. We show that `ORTHOAGONALPLANARITY` can be solved in polynomial time if G has bounded treewidth. Our proof is based on an FPT algorithm whose parameters are the number of bends, the treewidth and the number of degree-2 vertices of G . This result is based on the concept of sketched orthogonal representation that synthetically describes a family of equivalent orthogonal representations. Our approach can be extended to related problems such as `HV-PLANARITY` and `FLEXDRAW`. In particular, both `ORTHOAGONALPLANARITY` and `HV-PLANARITY` can be decided in $O(n^3 \log n)$ time for series-parallel graphs, which improves over the previously known $O(n^4)$ bounds.

1 Introduction

An *orthogonal drawing* of a planar graph G is a planar drawing where each edge is drawn as a chain of horizontal and vertical segments; see Fig. 1a. Orthogonal drawings are among the most investigated research subjects in graph drawing, see, e.g., [3,4,5,11,13,16,24,27,29,30] for a limited list of references, and also [12,22] for surveys. The `ORTHOAGONALPLANARITY` problem asks whether G admits an orthogonal drawing with at most b bends in total, for a given $b \in \mathbb{N}$.

In a seminal paper, Garg and Tamassia [24] proved that `ORTHOAGONALPLANARITY` is NP-complete when $b = 0$, which implies that minimizing the number of bends is also NP-hard. In fact, it is even NP-hard to approximate the minimum number of bends in an orthogonal drawing with an $O(n^{1-\varepsilon})$ error for any $\varepsilon > 0$ [24]. On the positive side, Tamassia [29] showed that `ORTHOAGONALPLANARITY` can be decided in polynomial time if the input graph is *plane*, i.e., it has a fixed embedding in the plane. When a planar embedding is not given as part of the input, polynomial-time algorithms exist for some restricted cases, namely subcubic planar graphs and series-parallel graphs, see, e.g., [11,13,16,27,30].

^{*} Research partially supported by: (i) MIUR, grant 20174LF3T8 AHeAD: efficient Algorithms for HArnessing networked Data.; (ii) Engineering Dep. - University of Perugia, grants RICBASE2017WD and RICBA18WD: “Algoritmi e sistemi di analisi visuale di reti complesse e di grandi dimensioni”.

Given the hardness result for `ORTHOGONALPLANARITY`, a natural research direction is to investigate its parameterized complexity [18]. Despite the rich literature about orthogonal drawings, this direction has been surprisingly disregarded. The only exception is a result by Didimo and Liotta [15], who described an algorithm for biconnected planar graphs that runs in $O(6^r n^4 \log n)$ time, where r is the number of degree-4 vertices. We recall that FPT algorithms have been proposed for other graph drawing problems, such as upward planarity [10,14,25], layered drawings [19], linear layouts [2,20,21], and 1-planarity [1].

Contribution. We describe an FPT algorithm for `ORTHOGONALPLANARITY` whose parameters are the number of bends, the treewidth and the number of degree-2 vertices of the input graph. We recall that the notion of treewidth [28] is commonly used as a parameter in the parameterized complexity analysis (see also Section 2). The algorithm works for planar graphs of degree four with no restriction on the connectivity. Our main contribution is summarized as follows.

Theorem 1. *Let G be an n -vertex planar graph with σ degree-2 vertices and let $b \in \mathbb{N}$. Given a tree-decomposition of G of width k , there is an algorithm that decides `ORTHOGONALPLANARITY` in $f(k, \sigma, b) \cdot n$ time, where $f(k, \sigma, b) = k^{O(k)}(\sigma + b)^k \log(\sigma + b)$. The algorithm computes a drawing of G , if one exists.*

For an n -vertex graph G of treewidth k , a tree-decomposition of G of width k can be found in $k^{O(k^3)} n$ time [7], while a tree-decomposition of width $O(k)$ can be computed in $2^{O(k)} n$ time [9]. The function $f(k, \sigma, b)$ depends exponentially on neither σ nor b . Since both σ and b are $O(n)$ [3], `ORTHOGONALPLANARITY` can be solved in time $n^{g(k)}$ for some polynomial function $g(k)$, and thus it belongs to the XP class when parameterized by treewidth [18]. Moreover, since the number of bends in a bend-minimum orthogonal drawing is $O(n)$, the next result follows from Theorem 1, performing a binary search on b .

Corollary 1. *Let G be an n -vertex planar graph. Given a tree-decomposition of G of width k , there is an algorithm that decides `ORTHOGONALPLANARITY` in $k^{O(k)} n^{k+1} \log n$ time. Also, a bend-minimum orthogonal drawing of G can be computed in $k^{O(k)} n^{k+1} \log^2 n$ time.*

By Corollary 1 `ORTHOGONALPLANARITY` can be decided in $O(n^3 \log n)$ time for graphs of treewidth two, and hence bend-minimum orthogonal drawings can be computed in $O(n^3 \log^2 n)$ time. We remark that the best previous result for these graph, dating back to twenty years ago, is an $O(n^4)$ algorithm by Di Battista et al. [13] which however is restricted to biconnected graphs (whereas ours is not).

Our FPT approach can be applied to related problems, namely to `HV-PLANARITY` and `FLEXDRAW`. `HV-PLANARITY` takes as input a planar graph G whose edges are each labeled H (horizontal) or V (vertical) and it asks whether G admits an orthogonal drawing with no bends and in which the direction of each edge is consistent with its label. As a corollary of our results, we can decide `HV-PLANARITY` in $O(n^3 \log n)$ time for series-parallel graphs, which improves a recent $O(n^4)$ bound by Didimo et al. [17] and addresses one of the open problems

in that paper. FLEXDRAW takes as input a planar graph G whose edges have integer weights and it asks whether G admits an orthogonal drawing where each edge has a number of bends that is at most its weight [5,6].

Proof strategy and paper organization. The first ingredient of our approach is a well-known combinatorial characterization of orthogonal drawings (see [12,29]) that transforms ORTHOGONALPLANARITY to the problem of testing the existence of a planar embedding along with a suitable angle assignment to each vertex-face and edge-face incidence (see Section 2). The second ingredient is the definition of a suitable data structure, called *orthogonal sketches*, that encodes sufficient information about any such combinatorial representation, and in particular it makes it possible to decide whether the representation can be extended with further vertices incident to a given vertex cutset of the graph (see Section 3). The proposed algorithm (see Section 4) traverses a tree-decomposition of the input graph and stores a limited number of orthogonal sketches for each node of the tree, rather than all its possible orthogonal drawings. This number depends on the width of the tree-decomposition, on the number of bends, and on the number of degree-2 vertices. The key observation is that a vertex of degree greater than two may correspond to a right turn when walking clockwise along the boundary of a face but not to a left turn, while a degree-2 vertex may correspond to both a left or a right turn. Thus, the number of degree-2 vertices, as well as the number of bends, have an impact in how much a face can “roll-up” in the drawing, which in our approach translates in possible weights that can be assigned to the edges of an orthogonal sketch. The extensions of our approach can be found in Section 5, while conclusions and open problems are in Section 6. For reasons of space, some proofs have been moved to the appendix and the corresponding statements are marked with an asterisk (*).

2 Preliminaries

Embeddings. We assume familiarity with basic notions about graph drawings. A planar drawing of a planar graph G subdivides the plane into topologically connected regions, called *faces*. The infinite region is the *outer face*. A *planar embedding* of G is an equivalence class of planar drawings that define the same set of faces and with the same outer face. A planar embedding of a connected graph can be uniquely identified by specifying its *rotation system*, i.e., the clockwise circular order of the edges around each vertex, and the outer face. A *plane graph* G is a planar graph with a given planar embedding. The number of vertices encountered in a closed walk along the boundary of a face f of G is the *degree* of f , denoted as $\delta(f)$. If G is not 2-connected, a vertex may be encountered more than once, thus contributing more than one unit to the degree of the face.

Orthogonal Representations. Let $G = (V, E)$ be a planar graph with vertex degree at most four. A planar drawing Γ of G is *orthogonal* if each edge is a polygonal chain consisting of horizontal and vertical segments. A *bend* of an edge e in Γ is a point shared by two consecutive segments of e . An angle formed by

two consecutive segments incident to the same vertex (resp. bend) is a *vertex-angle* (resp. *bend-angle*). An orthogonal representation of G can be derived from Γ and it specifies the values of all vertex- and bend-angles (see [12,29]). More formally, let \mathcal{E} be a planar embedding of G , and let $e = (u, v)$ be an edge that belongs to the boundary of a face f of \mathcal{E} . The two possible orientations (u, v) and (v, u) of e are called *darts*. A dart is *counterclockwise with respect to f* , if f is on the left side when walking along the dart following its orientation. Let $D(u)$ be the set of darts exiting from u and let $D(f)$ be the set of counterclockwise darts with respect to f .

Definition 1. *Let $G = (V, E)$ be a planar graph with vertex degree at most four. An orthogonal representation H of G is a planar embedding \mathcal{E} of G and an assignment to each dart (u, v) of two values $\alpha(u, v) = c_\alpha \cdot \frac{\pi}{2}$ and $\beta(u, v) = c_\beta \cdot \frac{\pi}{2}$, where $c_\alpha \in \{1, 2, 3, 4\}$ and $c_\beta \in \mathbb{N}$, that satisfies the following conditions.*

- C1.** *For each vertex u :*
$$\sum_{(u,v) \in D(u)} \alpha(u, v) = 2\pi;$$
- C2.** *For each internal face f :*
$$\sum_{(u,v) \in D(f)} (\alpha(u, v) + \beta(v, u) - \beta(u, v)) = \pi(\delta(f) - 2);$$
- C3.** *For the outer face f_o :*
$$\sum_{(u,v) \in D(f_o)} (\alpha(u, v) + \beta(v, u) - \beta(u, v)) = \pi(\delta(f_o) + 2).$$

Let f be the face counterclockwise with respect to dart (u, v) . The value $\alpha(u, v)$ represents the vertex-angle that dart (u, v) forms with the dart following it in the circular counterclockwise order around u ; we say that $\alpha(u, v)$ is a *vertex-angle of u in f* . The value $\beta(u, v)$ represents the sum of the $\frac{\pi}{2}$ bend-angles that dart (u, v) forms in f . Condition **C1** guarantees that the sum of angles around each vertex is valid, while **C2** (respectively, **C3**) guarantees that the sum of the angles at the vertices and at the bends of an internal face (respectively, outer face) is also valid. Given an orthogonal representation of an n -vertex graph G , a corresponding orthogonal drawing can be computed in $O(n)$ time [29].

Tree-decompositions. Let (\mathcal{X}, T) be a pair such that $\mathcal{X} = \{X_1, X_2, \dots, X_\ell\}$ is a collection of subsets of vertices of a graph G called *bags*, and T is a tree whose nodes are in a one-to-one mapping with the elements of \mathcal{X} . With a slight abuse of notation, X_i will denote both a bag of \mathcal{X} and the node of T whose corresponding bag is X_i . The pair (\mathcal{X}, T) is a *tree-decomposition* of G if: (i) For every edge (u, v) of G , there exists a bag X_i that contains both u and v , and (ii) For every vertex v of G , the set of nodes of T whose bags contain v induces a non-empty (connected) subtree of T . The *width* of a tree-decomposition (\mathcal{X}, T) of G is $\max_{i=1}^{\ell} |X_i| - 1$, and the *treewidth* of G is the minimum width of any tree-decomposition of G . We use a particular tree-decomposition (which always exists [26]) that limits the number of possible transitions between bags.

Definition 2. [26] *A tree-decomposition (\mathcal{X}, T) of G is nice if T is a rooted tree and: (a) Every node of T has at most two children, (b) If a node X_i of T has two children whose bags are X_j and $X_{j'}$, then $X_i = X_j = X_{j'}$, (c) If a node X_i of T has only one child X_j , then there exists a vertex $v \in G$ such that either $X_i = X_j \cup \{v\}$ or $X_i \cup \{v\} = X_j$. In the former case of (c) we say that X_i introduces v , while in the latter case X_i forgets v .*

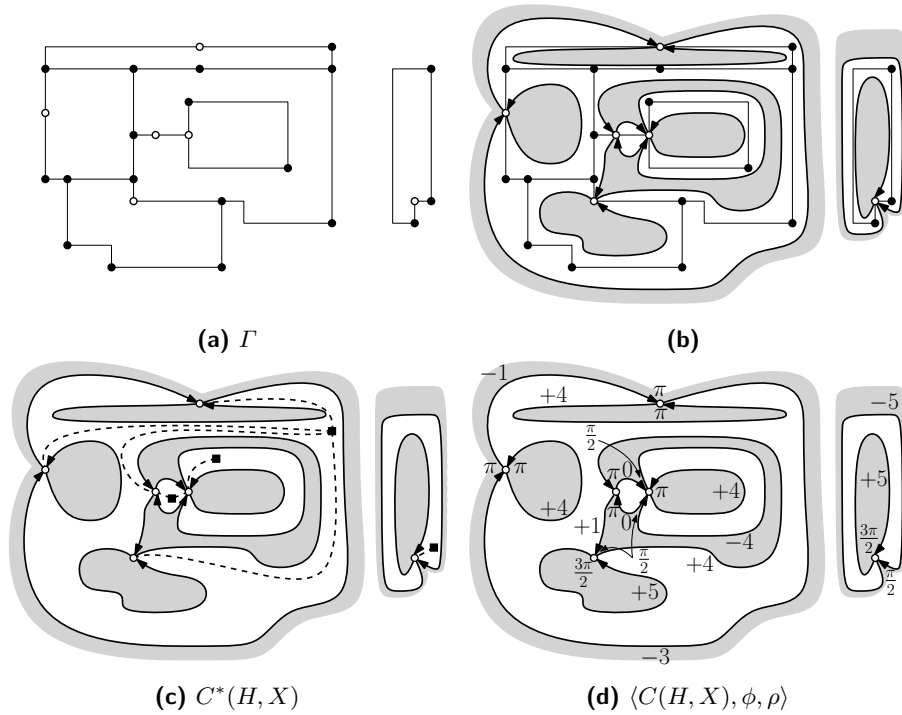


Fig. 1: (a) An orthogonal drawing Γ of a graph $G = (V, E)$ with 8 bends; the white vertices define a set $X \subseteq V$. (b) The representing cycles of the active faces of H with respect to X , where H denotes the orthogonal representation of Γ . (c) The connected sketched embedding $C^*(H, X)$. (d) The orthogonal sketch $\langle C(H, X), \phi, \rho \rangle$.

3 Orthogonal Sketches

Recall that an orthogonal representation of a planar graph G corresponds to a planar embedding of G and to an assignment of vertex- and bend-angles in each face of G . A fundamental observation for our approach is that the conditions that make an assignment of such angles a valid orthogonal representation of G can be verified for each vertex and for each face independently. In what follows we define two equivalence relations on the set of orthogonal representations of G that yields a set of equivalence classes whose size is bounded by some function of the width of T , of the number of degree-2 vertices of G , and of the number of bends.

Sketched Embeddings. Let H be an orthogonal representation of a planar graph $G = (V, E)$ and let $X \subseteq V$; see for example Fig. 1a. The vertices in X are called *active*. A face f of H is *active* if it contains at least one active vertex. A *representing cycle* C_f of an active face f is an oriented cycle such that: (i) It contains all and only the active vertices of f in the order they appear in a closed walk along the boundary of f . (ii) C_f is counterclockwise with respect to f , that is, C_f is oriented coherently with the counterclockwise darts of face f . Notice

that C_f may be non-simple because a cut-vertex may appear multiple times when walking along C_f . Also, if H contains distinct components, the outer face of each component is considered independently. See Fig. 1b for an illustration.

Let H be an orthogonal representation of a planar graph G . We may conveniently focus on an orthogonal drawing Γ that falls in the equivalence class of drawings having H as an orthogonal representation. Assume first that H is connected. The *sketched embedding* of H with respect to X is the plane graph $C(H, X)$ constructed as follows. For each active face f we draw in Γ its representing cycle C_f by identifying the vertices of C_f with the corresponding vertices of f and by drawing the edges of C_f inside f without creating crossings. Graph $C(H, X)$ is the embedded graph formed by the edges that we drew inside the active faces. This is a plane graph by construction, it may be disconnected, and it may contain self-loops and multiple edges. Graph $C(H, X)$ has a face f' for each representing cycle C_f of an active face f of H ; we call f' an *active* face of $C(H, X)$. If H is not connected, a sketched embedding $C(H_i, X)$ is computed for each connected component H_i of H ($i = 1, \dots, h$) and the sketched embedding of H is $C(H, X) = \bigcup_{i=1}^h C(H_i, X)$. See for example Fig. 1b.

Definition 3. *Let $G = (V, E)$ be a planar graph and let $X \subseteq V$. Let H_1 and H_2 be two orthogonal representations of G . H_1 and H_2 are X -equivalent if they have the same sketched embedding.*

Suppose that H is connected. We now aim at computing a connected supergraph of $C(H, X)$. By construction, the active faces of $C(H, X)$ may share vertices but not edges and hence $C(H, X)$ also contains faces that are not active. For each non-active face g of $C(H, X)$, we add a dummy vertex v_g in its interior and we connect it to all vertices on the boundary of g by adding dummy edges. This turns $C(H, X)$ to a connected plane graph $C^*(H, X)$, which we call a *connected sketched embedding* of H with respect to X . If H is not connected, a connected sketched embedding $C^*(H_i, X)$ is computed for each $C(H_i, X)$ independently, and the *connected sketched embedding* of H is $C^*(H, X) = \bigcup_{i=1}^h C^*(H_i, X)$. Fig. 1c shows a connected sketched embedding obtained from Fig. 1b. Observe that it may be possible to construct different connected sketched embeddings of the same sketched embedding. However, any connected sketched embedding encodes the information about the global structure of H that is sufficient for the purposes of our algorithm. $C^*(H, X)$ (and hence $C(H, X)$) has a number of vertices that is $O(|X|)$ and a number of edges that is also $O(|X|)$ because $C^*(H, X)$ is planar and the multiplicity of an edge in $C^*(H, X)$ is at most four.

Lemma 1 (*). *Let $G = (V, E)$ be a planar graph and let $X \subseteq V$. Let \mathcal{H} be the set of all possible orthogonal representations of G . The X -equivalent relation partitions \mathcal{H} in at most $w^{O(w)}$ equivalence classes, where $w = |X|$.*

Orthogonal Sketches. Let H be an orthogonal representation of a plane graph $G = (V, E)$ and let $X \subseteq V$. Let $C(H, X)$ be a sketched embedding of H with respect to X . Recall that H is defined by two functions, α and β , that assign the

vertex- and bend-angles made by darts inside their faces. The *shape* of $C(H, X)$ consists of two functions ϕ and ρ defined as follows. Let (u, v) be a dart of $C(H, X)$, which corresponds to a path Π_{uv} in H . Let z be the vertex of Π_{uv} adjacent to u (possibly $z = v$). We set $\phi(u, v) = \alpha(u, z)$; the value $\phi(u, v)$ still represents the vertex-angle that u makes in the face on the left of (u, v) . Function ρ assigns to each dart (u, v) of $C(H, X)$ a number that describes the shape of Π_{uv} in H . More precisely, for each representing cycle C_f and for each dart (u, v) of C_f , $\rho(u, v, f) = n_{\frac{\pi}{2}}(u, v) - n_{\frac{3\pi}{2}}(u, v) - 2n_{2\pi}(u, v)$, where $n_a(u, v)$ ($a \in \{\frac{\pi}{2}, \frac{3\pi}{2}, 2\pi\}$) is the number of vertex- and bend-angles between u and v whose value is a . For example, Fig. 1d shows a sketched embedding together with its shape. We call $\rho(u, v, f)$ the *roll-up number*¹ of (u, v) in f . If $\phi(u, v) > \frac{\pi}{2}$ and f is the counterclockwise face with respect to dart (u, v) , we say that u is *attachable* in f . Two X -equivalent sketched embeddings have the *same shape*, if they have the same values of ϕ and ρ . A sketched embedding $C(H, X)$, together with its shape $\langle \phi, \rho \rangle$, is called an *orthogonal sketch* and it is denoted by $\langle C(H, X), \phi, \rho \rangle$.

Definition 4. Let $G = (V, E)$ be a planar graph and let $X \subseteq V$. Let H_1 and H_2 be two orthogonal representations of G . H_1 and H_2 are shape-equivalent if they are X -equivalent and their orthogonal sketches have the same shape.

Lemma 2 (*). Let $\langle C(H, X), \phi, \rho \rangle$ be an orthogonal sketch. Let C_f be a representing cycle of $C(H, X)$ and consider a closed walk along its boundary. Let ρ^* be the sum of the roll-up numbers over all the traversed edges, and let n_a be the number of encountered vertex-angles with value $a \in \{\frac{\pi}{2}, \frac{3\pi}{2}, 2\pi\}$. Then $\rho^* + n_{\frac{\pi}{2}} - n_{\frac{3\pi}{2}} - 2n_{2\pi} = c$, with $c = 4$ ($c = -4$) if f is an inner (the outer) face.

Lemma 3 (*). Let $G = (V, E)$ be a planar graph with σ vertices of degree two. Let \mathcal{H} be the set of all possible orthogonal representations of G with at most b bends in total. The shape-equivalent relation partitions \mathcal{H} in at most $w^{O(w)} \cdot (\sigma + b)^{w-1}$ equivalence classes, where $w = |X|$.

Proof sketch. We shall prove that $n_X \cdot n_S \leq w^{O(w)} \cdot (\sigma + b)^{w-1}$, where n_X is the number of X -equivalent classes and n_S is the number of possible shapes for each X -equivalent class. By Lemma 1, $n_X \leq w^{O(w)}$; we can show that $n_S \leq w^{O(w)}(\sigma + b)^{w-1}$. For a fixed sketched embedding $C(H, X)$, a shape is defined by assigning to each dart (u, v) of $C(H, X)$ the two values $\phi(u, v)$ and $\rho(u, v, f)$. The number of choices for the values $\phi(u, v)$ is at most $4^{4w} \leq w^{O(w)}$. As for the possible choices for $\rho(u, v, f)$, we claim that $-(\sigma + b) \leq \rho(u, v, f) \leq \sigma + b + 4$ based on two observations. (1) The number of vertices and bends forming an angle of $\frac{3\pi}{2}$ inside a face cannot be greater than $b + \sigma$. (2) For each vertex forming an angle of 2π inside a face there are two vertex-angles of $\frac{\pi}{2}$ inside the same face. Finally, once the vertex-angles are fixed, the number of darts for which the roll-up number can be fixed independently is at most $w - 1$. Thus, we have $w - 1$ values to choose and $2(\sigma + b) + 5$ choices for each of them. \square

¹ It may be worth observing that other papers used conceptually similar definitions, called *rotation* (see, e.g., [5]) and *spirality* (see, e.g., [13]).

4 The Parameterized Algorithm

Overview. We describe an algorithm, called `ORTHOPLANTESTER`, that decides whether a planar graph G admits an orthogonal drawing with at most b bends in total, by using a dynamic programming approach on a nice tree-decomposition T of G . The algorithm traverses T bottom-up and decides whether the subgraph associated with each subtree admits an orthogonal drawing with at most b bends. For each bag X , it stores all possible orthogonal sketches and, for each of them, the minimum number of bends of any orthogonal representation encoded by that orthogonal sketch. To generate this record, `ORTHOPLANTESTER` executes one of three possible procedures based on the type of transition with respect to the children of X in T . If the execution of the procedure results in at least one orthogonal sketch, then the algorithm proceeds, otherwise it halts and returns a negative answer. If the root bag contains at least one orthogonal sketch, then the algorithm returns a positive answer. In the positive case, the information corresponding to the embedding of the graph and to the vertex- and bend-angles can be reconstructed through a top-down traversal of T so to obtain an orthogonal representation of G , and consequently an orthogonal drawing [29].

The algorithm. Let G be an n -vertex planar graph with vertex degree at most four and with σ vertices of degree two, and let (\mathcal{X}, T) be a nice tree-decomposition of G of width k . Following a bottom-up traversal of T , let X_i be the next bag to be visited and let B_i the set of all orthogonal sketches of X_i . Let $w = k + 1$ and recall that $|X_i| \leq w$. Let T_i be the subtree of T rooted at X_i . Let G_i be the subgraph of G induced by all the vertices that belong to the bags in T_i . We distinguish the following four cases.

X_i is a leaf. Without loss of generality, we can assume that X_i contains only one vertex v (as otherwise we can root in X_i a chain of bags that introduce the vertices of X_i one by one). Thus, G_i contains only v and it admits exactly one orthogonal representation with no bends. In particular, there is a unique sketched embedding consisting of a single representing cycle C_f having v and no edges on its boundary. Also, the functions ϕ and ρ are undefined.

X_i forgets a vertex. Let v be the vertex forgotten by X_i . Let X_j be the child of X_i in T . In this case $G_i = G_j$ and we generate the orthogonal sketches for B_i by suitably updating those in B_j . For each orthogonal sketch $\langle C(H, X_j), \phi, \rho \rangle$ in B_j and for each representing cycle C_f of $C(H, X_j)$ containing v , we apply the following operation. If v is the only vertex of C_f , we remove C_f from $C(H, X)$. Otherwise there are at most eight edges of C_f incident to v , based on whether v appears one or more times in a closed walk along C_f . We first remove all self-loops incident to v , if any. Let $(u_1, v), (v, u_2)$ be any two edges of C_f incident to v that appear consecutively in a counterclockwise walk along C_f . For any such pair of edges we apply the following procedure. We remove the edges $(u_1, v), (v, u_2)$ from C_f and we add an edge (u_1, u_2) . We assign to the dart (u_1, u_2) roll-up number equal to the sum of the roll-up numbers of darts (u_1, v) and (v, u_2) plus a constant c defined as follows. If $\phi(v, u_2) = \pi$, then $c = 0$; if $\phi(v, u_2) = \frac{\pi}{2}$, then $c = 1$; if $\phi(v, u_2) = \frac{3\pi}{2}$, then $c = -1$; if $\phi(v, u_2) = 2\pi$, then $c = -2$. Once all consecutive pairs of edges incident to v have been processed, v is removed

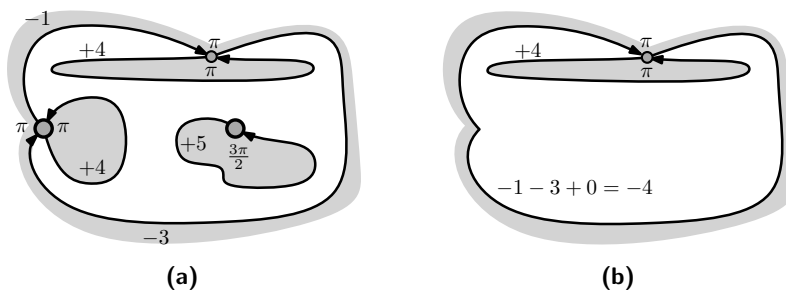


Fig. 2: A portion of an orthogonal sketch before and after removing the bigger vertices.

from C_f . It is immediate to verify that Lemma 2 holds for C_f after applying this operation. See Figs. 2a and 2b for an illustration.

The above operation does not change the number of bends associated with the resulting orthogonal sketches, but it may create duplicated orthogonal sketches for B_i , which we delete. When deleting the duplicates, we shall pay attention on pairs of orthogonal sketches that are the same but with a different number of bends. To see this, let (u, v) be a dart of an orthogonal sketch $\langle C(H, X_j), \phi, \rho \rangle$, which corresponds to a path Π_{uv} in H , and let f be the face on the left of this path in H . An angle along Π_{uv} in f may be both a vertex-angle or a bend-angle. Hence, removing v from different orthogonal sketches (with different numbers of bends) may result in a set of orthogonal sketches that differ only in the number of bends (see also Fig. 4 for an illustration). In this case, the algorithm stores the one with fewer bends, because in every step of the algorithm (see also the next two cases), the information about the total number of bends of an orthogonal sketch is only used to verify that it does not exceed the given parameter b .

X_i introduces a vertex. Let v be the vertex introduced in X_i . Let X_j be the child of X_i in T . If v does not have neighbors in X_i , then B_i is the union of B_j and the (unique) orthogonal sketch of the graph with the single vertex v (see the leaf case). Otherwise, let u_1, \dots, u_h be the neighbors of v in X_i , with $h \leq w$. We generate B_i from B_j by applying the following procedure. At a high level, we first update each sketched embedding that can be extracted from an orthogonal sketch in B_j by adding v , we then generate all shapes for the resulting sketched embeddings, and we finally discard those shapes that are not valid.

Let $C(H, X_j)$ be a sketched embedding for which there is at least one orthogonal sketch in B_j . Suppose first that u_1, \dots, u_h all belong to the same component of $C(H, X_j)$. By planarity, an orthogonal representation of G_j , whose sketched embedding is $C(H, X_j)$, can be extended with v only if it contains at least one face having all of v 's neighbors on its boundary. This corresponds to verifying first the existence of a representing cycle C_f in $C(H, X_j)$ with all of v 's neighbors on its boundary. We thus identify the representing cycles in which vertex v can be inserted and connected to its neighbors. We consider each possible choice independently; for each choice we duplicate $C(H, X_j)$ and insert v accordingly. For each of the resulting sketched embeddings, we generate all possible shapes.

Namely, for each representing cycle, we generate all possible vertex-angle assignments for its vertices and all possible roll-up numbers for its edges that satisfy Lemma 2. Next, for every such assignment, denoted by $\langle \bar{\phi}, \bar{\rho} \rangle$, we verify its validity. Let S_j be the set of orthogonal sketches $\langle C(H, X_j), \phi, \rho \rangle$ of B_j such that the restriction of $\langle \bar{\phi}, \bar{\rho} \rangle$ to the edges of $C(H, X_j)$ corresponds to $\langle \phi, \rho \rangle$. If S_j is empty, $\langle \bar{\phi}, \bar{\rho} \rangle$ is discarded as it would not be possible to obtain it from B_j . Furthermore, observe that $\bar{\rho}(v, u_i)$ corresponds to the number of bends along the edge (v, u_i) . Thus, we should ensure that $b^* + \sum_{i=1}^h \bar{\rho}(v, u_i) \leq b$, where b^* is the number of bends of $\langle C(H, X_j), \phi, \rho \rangle$. If this is not the case, again the shape is discarded. Finally, among the putative orthogonal sketches generated, we store in B_i only those for which Lemma 2 holds for each of its representing cycles.

X_i has two children. Let X_j and $X_{j'}$ be the children of X_i in T . Recall that these three bags are all the same, although G_j and $G_{j'}$ differ. The only orthogonal representations of G_i are those that can be obtained by merging at the common vertices of X_i an orthogonal representation of G_j with an orthogonal representation of $G_{j'}$ in such a way that the resulting representation has a planar embedding, it has at most b bends in total, and it satisfies Definition 1. At a high level, this can be done by merging two connected sketched embeddings (one in B_j and one in $B_{j'}$) and then by verifying that there is a planar embedding for the merged graph such that Lemma 2 is verified for each representing cycle, and the overall number of bends is at most b . We split this procedure in two phases.

Let $C(H, X_j)$ be a sketched embedding for which there is at least one orthogonal sketch in B_j and let $C(H', X_{j'})$ be a sketched embedding for which there is at least one orthogonal sketch in $B_{j'}$. We first compute a connected sketched embedding $C^*(H, X_j)$ and a connected sketched embedding $C^*(H', X_{j'})$. Let \bar{C} be the union of these two graphs disregarding the rotation system and the choice of the outer face. For each connected component of \bar{C} , we generate all possible planar embeddings. (The embeddings of \bar{C} that are not planar are discarded because they correspond to non-planar embeddings of G_i .) For each planar embedding of \bar{C} , we verify that the planar embedding of \bar{C} restricted to the edges of $C(H, X_j)$ corresponds to the planar embedding of $C(H, X_j)$ and the same holds for the edges of $C(H', X_{j'})$. This condition ensures that the embedding of \bar{C} can be obtained from those of $C(H, X_j)$ and $C(H', X_{j'})$. We then remove the dummy vertices and the dummy edges from \bar{C} and we analyze each face of the resulting plane graph to verify whether the orientation of its edges is consistent. Namely, a face of a sketched embedding contains only edges that are either all counterclockwise or clockwise with respect to it. If this condition is not satisfied, the candidate sketched embedding is discarded.

In the second phase, for each generated sketched embedding, we compute all of its possible shapes and test the validity of each of them. Let \bar{C} be a sketched embedding. For each representing cycle of \bar{C} , we generate all possible vertex-angle assignments for its vertices and roll-up numbers for its edges, keeping only those that satisfy Lemma 2. For every such assignment $\langle \bar{\phi}, \bar{\rho} \rangle$, let S_j be the set of orthogonal sketches $\langle C(H, X_j), \phi, \rho \rangle$ of B_j such that the restriction of $\langle \bar{\phi}, \bar{\rho} \rangle$ to the edges of $C(H, X_j)$ corresponds to $\langle \phi, \rho \rangle$. Similarly, let $S_{j'}$ be the set of

orthogonal sketches $\langle C(H', X_{j'}), \phi', \rho' \rangle$ of $B_{j'}$ such that the restriction of $\langle \bar{\phi}, \bar{\rho} \rangle$ to the edges of $C(H', X_{j'})$ corresponds to $\langle \phi', \rho' \rangle$. If any of S_j and $S_{j'}$ is empty, $\langle \bar{\phi}, \bar{\rho} \rangle$ is discarded as it would not be possible to obtain it from B_j and $B_{j'}$. Finally, let b_j^* and $b_{j'}^*$ be the minimum number of bends among the orthogonal sketches of S_j and $S_{j'}$, respectively. The set E_i of edges shared by $C(H, X_j)$ and $C(H', X_{j'})$ contains edges (if any) that connect pairs of vertices of X_i and that belong to G . In particular, for each edge in E_i , the absolute value of its roll-up number corresponds to the number of bends along it. Hence, we verify that $b_j^* + b_{j'}^* - \sum_{(u,v) \in E_i} |\rho(u,v)| \leq b$, otherwise we discard $\langle \bar{\phi}, \bar{\rho} \rangle$. We conclude:

Lemma 4. *Graph G admits an orthogonal drawing with at most b bends if and only if algorithm ORTHOPLANTESTER returns a positive answer.*

Lemma 5 (*). *Algorithm ORTHOPLANTESTER runs in $k^{O(k)}(b + \sigma)^k \log(b + \sigma) \cdot n$ time, where k is the treewidth of G , σ is the number of degree-two vertices of G , and b is the maximum number of bends.*

Proof sketch. Let T' be a tree-decomposition of G of width k and with $O(n)$ nodes. We compute, in $O(k \cdot n)$ time, a nice tree-decomposition T of G of width k and $O(n)$ nodes [8,26]. In what follows, we prove that ORTHOPLANTESTER spends $k^{O(k)}(b + \sigma)^k \log(b + \sigma)$ time for each bag X_i of T . The claim trivially follows if X_i is a leaf of T . If X_i forgets a vertex v , ORTHOPLANTESTER considers each orthogonal sketch of the child bag X_j , which are $k^{O(k)} \cdot (b + \sigma)^k$ by Lemma 3 (a bag of T has at most $k + 1$ vertices). For each orthogonal sketch, ORTHOPLANTESTER removes v from each of its $O(1)$ representing cycles. Clearly, this can be done in $O(1)$ time. Also, ORTHOPLANTESTER removes possible duplicates in B_i . Note that, before removing the duplicates, the elements in B_i are at most as many as those in B_j . To efficiently remove the duplicates in B_i , we represent each orthogonal sketch as a concatenation of three arrays, encoding its sketched embedding (i.e., the rotation system and the outer face), its function ϕ , and its function ρ . Thus we have a set of $N = k^{O(k)}(b + \sigma)^k$ arrays each of size $O(k)$. Sorting the elements of this set, and hence deleting all duplicates, takes $O(k) \cdot N \log N$ time, which, with some manipulations, can be rewritten as $k^{O(k)}(b + \sigma)^k \log(b + \sigma)$. If X_i introduces a vertex v , ORTHOPLANTESTER considers each sketched embedding that can be extracted from B_j . Each of them, is then extended with v in all possible ways, which are $k^{O(k)}$ (observe that $|X_j| \leq k - 1$). Next ORTHOPLANTESTER generates at most $k^{O(k)}(\sigma + b)^k$ orthogonal sketches. We remark that, as explained in the proof of Lemma 3, for each cycle of length $w \leq k + 1$ it suffices to generate the roll-up numbers of $w - 1$ edges. Moreover, for the edges incident to v the roll-up number is restricted to the range $[-b, +b]$ and it is subject to the additional constraint that the total number of bends should not exceed b . For each generated shape, ORTHOPLANTESTER checks whether the corresponding subsets of the values of ϕ and ρ exist in the orthogonal sketches of B_j having the fixed sketched embedding. This can be done by encoding the values of ϕ and ρ as two concatenated arrays, each of size $O(k)$, by sorting the set of arrays, and by searching among this set. Since

the number of orthogonal sketches is $N = k^{O(k)}(\sigma + b)^k$, this can be done in $O(k) \cdot N \log N = O(k) \cdot k^{O(k)}(\sigma + b)^k O(k) \log(k(\sigma + b)) = k^{O(k)}(\sigma + b)^k \log(\sigma + b)$ for a fixed sketched embedding, and in $k^{O(k)}(\sigma + b)^k \log(\sigma + b)$ time in total. Finally, it remains to check Lemma 2 for each representing cycle, which takes $O(k^2)$ time for each of the $k^{O(k)} \cdot (\sigma + b)^k$ orthogonal sketches in B_i . \square

Lemma 4 and Lemma 5 imply Theorem 1 and Corollary 1.

5 Applications

HV Planarity. Let G be a graph such that each edge is labeled H (horizontal) or V (vertical). HV-PLANARITY asks whether G has a planar drawing such that each edge is drawn as a horizontal or vertical segment according to its label, called a *HV-drawing* (see, e.g., [17,23]). This problem is NP-complete [17]. The next theorem follows from our approach.

Theorem 2 (*). *Let G be an n -vertex planar graph with σ vertices of degree two. Given a tree-decomposition of G of width k , there is an algorithm that solves HV-PLANARITY in $k^{O(k)}\sigma^k \log \sigma \cdot n$ time.*

The next corollary improves the $O(n^4)$ bound in [17].

Corollary 2. *Let G be an n -vertex series-parallel graph. There is a $O(n^3 \log n)$ -time algorithm that solves HV-PLANARITY.*

Flexible Drawings. Let $G = (V, E)$ be a planar graph with vertex degree at most four, and let $\psi : E \rightarrow \mathbb{N}$. The FLEXDRAW problem [5,6] asks whether G admits an orthogonal drawing such that for each edge $e \in E$ the number of bends of e is $b(e) \leq \psi(e)$. The problem becomes tractable when $\psi(e) \geq 1$ [5] for all edges, while it can be parameterized by the number of edges e such that $\psi(e) = 0$ [6]. By subdividing $\psi(e)$ times each edge e , we can conclude the following.

Theorem 3 (*). *Let $G = (V, E)$ be an n -vertex planar graph, and let $\psi : E \rightarrow \mathbb{N}$. Given a tree-decomposition of G of width k , there is an algorithm that solves FLEXDRAW in $k^{O(k)}(n \cdot b^*)^{k+1} \log(n \cdot b^*)$ time, where $b^* = \max_{e \in E} \psi(e)$.*

6 Open Problems

The results in this paper suggest some interesting questions. First, we ask whether ORTHOGONALPLANARITY is FPT when parameterized by the number of bends and by treewidth. Improving the time complexity of Corollary 1 is also an interesting problem on its own. Since HV-PLANARITY is NP-complete even for graphs with vertex degree at most three [17], another research direction is to devise new FPT approaches for HV-PLANARITY on subcubic planar graphs.

References

1. Bannister, M.J., Cabello, S., Eppstein, D.: Parameterized complexity of 1-planarity. *J. Graph Algorithms Appl.* **22**(1), 23–49 (2018). <https://doi.org/10.7155/jgaa.00457>
2. Bannister, M.J., Eppstein, D.: Crossing minimization for 1-page and 2-page drawings of graphs with bounded treewidth. *J. Graph Algorithms Appl.* **22**(4), 577–606 (2018). <https://doi.org/10.7155/jgaa.00479>
3. Biedl, T.C., Kant, G.: A better heuristic for orthogonal graph drawings. *Comput. Geom.* **9**(3), 159–180 (1998)
4. Biedl, T.C., Lubiw, A., Petrick, M., Spriggs, M.J.: Morphing orthogonal planar graph drawings. *ACM Trans. Algorithms* **9**(4), 29:1–29:24 (2013)
5. Bläsius, T., Krug, M., Rutter, I., Wagner, D.: Orthogonal graph drawing with flexibility constraints. *Algorithmica* **68**(4), 859–885 (2014)
6. Bläsius, T., Lehmann, S., Rutter, I.: Orthogonal graph drawing with inflexible edges. *Comput. Geom.* **55**, 26–40 (2016)
7. Bodlaender, H.L.: A linear-time algorithm for finding tree-decompositions of small treewidth. *SIAM J. Comput.* **25**(6), 1305–1317 (1996)
8. Bodlaender, H.L., Bonsma, P.S., Lokshtanov, D.: The fine details of fast dynamic programming over tree decompositions. In: *IPEC 2013. LNCS*, vol. 8246, pp. 41–53. Springer (2013)
9. Bodlaender, H.L., Drange, P.G., Dregi, M.S., Fomin, F.V., Lokshtanov, D., Pilipczuk, M.: A $c^k n$ 5-approximation algorithm for treewidth. *SIAM J. Comput.* **45**(2), 317–378 (2016)
10. Chan, H.Y.: A parameterized algorithm for upward planarity testing. In: Albers, S., Radzik, T. (eds.) *ESA 2004. LNCS*, vol. 3221, pp. 157–168. Springer (2004). https://doi.org/10.1007/978-3-540-30140-0_16
11. Chang, Y., Yen, H.: On bend-minimized orthogonal drawings of planar 3-graphs. In: *SOCG 2017. LIPIcs*, vol. 77, pp. 29:1–29:15. Schloss Dagstuhl - Leibniz-Zentrum fuer Informatik (2017)
12. Di Battista, G., Eades, P., Tamassia, R., Tollis, I.G.: *Graph Drawing*. Prentice-Hall (1999)
13. Di Battista, G., Liotta, G., Vargiu, F.: Spirality and optimal orthogonal drawings. *SIAM J. Comput.* **27**(6), 1764–1811 (1998)
14. Didimo, W., Giordano, F., Liotta, G.: Upward spirality and upward planarity testing. *SIAM J. Discrete Math.* **23**(4), 1842–1899 (2009). <https://doi.org/10.1137/070696854>
15. Didimo, W., Liotta, G.: Computing orthogonal drawings in a variable embedding setting. In: *ISAAC 1998. LNCS*, vol. 1533, pp. 79–88. Springer (1998)
16. Didimo, W., Liotta, G., Patrignani, M.: Bend-minimum orthogonal drawings in quadratic time. In: *GD 2018. LNCS*, vol. 11282, pp. 481–494. Springer (2018)
17. Didimo, W., Liotta, G., Patrignani, M.: HV-planarity: Algorithms and complexity. *J. Comput. Syst. Sci.* **99**, 72–90 (2019)
18. Downey, R.G., Fellows, M.R.: *Parameterized Complexity*. Monographs in Computer Science, Springer (1999)
19. Dujmović, V., Fellows, M.R., Kitching, M., Liotta, G., McCartin, C., Nishimura, N., Ragde, P., Rosamond, F.A., Whitesides, S., Wood, D.R.: On the parameterized complexity of layered graph drawing. *Algorithmica* **52**(2), 267–292 (2008)
20. Dujmović, V., Fernau, H., Kaufmann, M.: Fixed parameter algorithms for one-sided crossing minimization revisited. *J. Discrete Algorithms* **6**(2), 313–323 (2008)

21. Dujmović, V., Whitesides, S.: An efficient fixed parameter tractable algorithm for 1-sided crossing minimization. *Algorithmica* **40**(1), 15–31 (2004)
22. Duncan, C.A., Goodrich, M.T.: Planar orthogonal and polyline drawing algorithms. In: *Handbook of Graph Drawing and Visualization*, pp. 223–246. Chapman and Hall/CRC (2013)
23. Durocher, S., Felsner, S., Mehrabi, S., Mondal, D.: Drawing HV-restricted planar graphs. In: *LATIN 2014. LNCS*, vol. 8392, pp. 156–167. Springer (2014)
24. Garg, A., Tamassia, R.: On the computational complexity of upward and rectilinear planarity testing. *SIAM J. Comput.* **31**(2), 601–625 (2001)
25. Healy, P., Lynch, K.: Two fixed-parameter tractable algorithms for testing upward planarity. *Int. J. Found. Comput. Sci.* **17**(5), 1095–1114 (2006). <https://doi.org/10.1142/S0129054106004285>
26. Kloks, T.: *Treewidth, Computations and Approximations*, LNCS, vol. 842. Springer (1994)
27. Rahman, M.S., Egi, N., Nishizeki, T.: No-bend orthogonal drawings of subdivisions of planar triconnected cubic graphs. *IEICE Transactions* **88-D**(1), 23–30 (2005)
28. Robertson, N., Seymour, P.D.: Graph minors. II. algorithmic aspects of tree-width. *J. Algorithms* **7**(3), 309–322 (1986)
29. Tamassia, R.: On embedding a graph in the grid with the minimum number of bends. *SIAM J. Comp.* **16**(3), 421–444 (1987)
30. Zhou, X., Nishizeki, T.: Orthogonal drawings of series-parallel graphs with minimum bends. *SIAM J. Discrete Math.* **22**(4), 1570–1604 (2008)

Appendix

A Additional Material for Section 3

Lemma 1 (*). *Let $G = (V, E)$ be a planar graph and let $X \subseteq V$. Let \mathcal{H} be the set of all possible orthogonal representations of G . The X -equivalent relation partitions \mathcal{H} in at most $w^{O(w)}$ equivalence classes, where $w = |X|$.*

Proof. We assume first that G is connected and hence any of its orthogonal representations is connected.

Let $S(w)$ be the set of all possible sets of representing cycles that can be obtained from w vertices. We show an upper bound on the size of $S(w)$ by showing that each set of representing cycles can be encoded with an array of $O(w)$ cells each storing a value that is $O(w)$.

In any orthogonal representation of G there are at most $4w$ representing cycles (at most four cycles for each vertex of X). Let v_0, v_1, \dots, v_{w-1} be the vertices in X and let c_1, c_2, \dots, c_h be a set $R \in S(w)$ of representing cycles of size $h \leq 4w$. For each vertex v_i we use the cells of indices $8i + j$, for $0 \leq j \leq 3$ to represent the cycles which v_i belongs to. Namely, we store in each of these cells a value $1 \leq l \leq h$ to indicate that v_i belongs to c_l ; if v belongs to $t < 4$ cycles, then $4 - t$ cells will have value 0. Moreover, for each vertex v_i we use the cell of index $8i + j$, for $4 \leq j \leq 7$ to indicate the position of vertex v_i in the cycle stored in the cell of index $8i + j - 4$ in clockwise order starting from the vertex with lowest index. Since each set in $S(w)$ can be encoded in this way and since no two sets in $S(w)$ have the same encoding, we have that $|S(w)| \in w^{O(w)}$.

For a given set of representing cycles $R \in S(w)$, let $\mathcal{C}(R)$ be the set of all possible sketched embeddings that can be obtained from R . We now give a bound on the size of $\mathcal{C}(R)$. This number can be obtained as the product of three terms: the number of distinct sketched embeddings that can be built from R disregarding the choice of the rotation system and of the outer face, the number of distinct rotation systems for each such a graph, and the number of possible choices for the outer face. Observe that for each sketched embedding there is at least one connected sketched embedding and that for each connected sketched embedding there is a unique sketched embedding that produced it, that is, the number of distinct sketched embeddings is at most the number of distinct connected sketched embeddings. Since there are at most $4w$ dummy vertices in any connected sketched embedding, and since each active vertex is adjacent to at most four dummy vertices by construction, it follows that the first term is $w^{O(w)}$. The second term is also $w^{O(w)}$, because each vertex has degree $O(w)$. The number of faces is $O(w)$ because the graph is planar, it has $O(w)$ vertices, and each edge has multiplicity at most two. It follows that $|\mathcal{C}(R)| \in w^{O(w)}$.

Thus, we conclude that the number of equivalence classes is

$$\sum_{R \in S(w)} |\mathcal{C}(R)| \leq \sum_{R \in S(w)} w^{O(w)} \leq |S(w)| \cdot w^{O(w)} \leq w^{O(w)} \cdot w^{O(w)} \in w^{O(w)}.$$

If G is not connected, it has at most w components each containing at least one vertex of X , and hence the upper bound derived above should be multiplied by at most w^w . \square

Lemma 2 (*). *Let $\langle C(H, X), \phi, \rho \rangle$ be an orthogonal sketch. Let C_f be a representing cycle of $C(H, X)$ and consider a closed walk along its boundary. Let ρ^* be the sum of the roll-up numbers over all the traversed edges, and let n_a be the number of encountered vertex-angles with value $a \in \{\frac{\pi}{2}, \frac{3\pi}{2}, 2\pi\}$. Then $\rho^* + n_{\frac{\pi}{2}} - n_{\frac{3\pi}{2}} - 2n_{2\pi} = c$, with $c = 4$ ($c = -4$) if f is an inner (the outer) face.*

Proof. Let f be the face of H represented by C_f . Suppose f is an inner face; the argument is similar for the outer face. Let $n_a^v(f)$ and $n_a^b(f)$ be the number of vertex- and bend-angles, respectively, encountered in a closed walk along the boundary of f whose value is $a \in \{\frac{\pi}{2}, \pi, \frac{3\pi}{2}, 2\pi\}$; also, let $n_a(f) = n_a^v(f) + n_a^b(f)$ (note that $n_{2\pi}(f) = n_{2\pi}^v(f)$ and $n_\pi(f) = n_\pi^v(f)$). By definition of roll-up number we have $\rho^* + n_{\frac{\pi}{2}} - n_{\frac{3\pi}{2}} - 2n_{2\pi} = n_{\frac{\pi}{2}}^v(f) - n_{\frac{3\pi}{2}}^v(f) - 2n_{2\pi}^v(f)$. By Definition 1 we have $\sum_{(u,v) \in D(f)} (\alpha(u,v) + \beta(v,u) - \beta(u,v)) = \pi(\delta(f) - 2)$. Moreover, $\sum_{(u,v) \in D(f)} (\alpha(u,v) + \beta(v,u) - \beta(u,v)) = \frac{\pi}{2} \cdot n_{\frac{\pi}{2}}^v(f) + \pi \cdot n_\pi^v(f) + \frac{3\pi}{2} \cdot n_{\frac{3\pi}{2}}^v(f) + 2\pi \cdot n_{2\pi}^v(f) + \frac{\pi}{2} \cdot n_{\frac{\pi}{2}}^b(f) - \frac{\pi}{2} \cdot n_{\frac{3\pi}{2}}^b(f)$ and $\delta(f) = n_{\frac{\pi}{2}}^v(f) + n_\pi^v(f) + n_{\frac{3\pi}{2}}^v(f) + n_{2\pi}^v(f)$. This implies that $\frac{\pi}{2} \cdot n_{\frac{\pi}{2}}^v(f) + \pi \cdot n_\pi^v(f) + \frac{3\pi}{2} \cdot n_{\frac{3\pi}{2}}^v(f) + 2\pi \cdot n_{2\pi}^v(f) + \frac{\pi}{2} \cdot n_{\frac{\pi}{2}}^b(f) - \frac{\pi}{2} \cdot n_{\frac{3\pi}{2}}^b(f) = \pi(n_{\frac{\pi}{2}}^v(f) + n_\pi^v(f) + n_{\frac{3\pi}{2}}^v(f) + n_{2\pi}^v(f) - 2)$ and thus $n_{\frac{\pi}{2}}(f) - n_{\frac{3\pi}{2}}(f) - 2n_{2\pi}(f) = 4$. \square

Lemma 3 (*). *Let $G = (V, E)$ be a planar graph with σ vertices of degree two. Let \mathcal{H} be the set of all possible orthogonal representations of G with at most b bends in total. The shape-equivalent relation partitions \mathcal{H} in at most $w^{O(w)} \cdot (\sigma + b)^{w-1}$ equivalence classes, where $w = |X|$.*

Proof. By definition, two orthogonal representations are shape-equivalent if they are X -equivalent and their orthogonal sketches have the same shape. Thus the number of shape-equivalent classes is given by the number n_X of X -equivalent classes multiplied by the number n_S of possible shapes for each X -equivalent class. By Lemma 1, $n_X \leq w^{O(w)}$; we now show that $n_S \leq w^{O(w)}(\sigma + b)^{w-1}$, which proves the statement. For a fixed sketched embedding $C(H, X)$ a shape is defined by assigning to each dart (u, v) of $C(H, X)$ the two values $\phi(u, v)$ and $\rho(u, v, f)$. For each vertex u we have at most four darts exiting from u , thus $4w$ in total, each of which can assume one among four values. It follows that the number of choices for the values $\phi(u, v)$ is at most $4^{4w} \leq w^{O(w)}$ (note that $w \geq 2$). As for the possible choices for $\rho(u, v, f)$, each representing cycle C_f of $C(H, X)$ contains at most w vertices and therefore at most w edges. We claim that $-(\sigma + b) \leq \rho(u, v, f) \leq \sigma + b + 4$. The proof of this claim is based on two easy observations. First, the number of vertices and bends forming an angle of $\frac{3\pi}{2}$ inside a face cannot be greater than b plus the number of degree-2 vertices (if a vertex with degree larger than two formed an angle of $\frac{3\pi}{2}$ inside a face, then the other two or three angles around it should sum up to $\frac{\pi}{2}$). Second, for each vertex forming an angle of 2π inside a face there are two vertex-angles of $\frac{\pi}{2}$ inside the

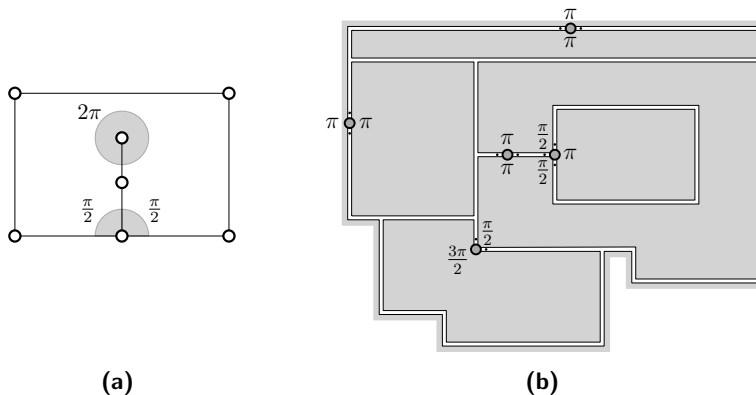


Fig. 3: (a) For each 2π angle there exist two $\frac{\pi}{2}$ angles. (b) An orthogonal representation of the largest component of the sketched embedding of Fig. 1; the non active faces (the white ones) have all vertex-angles equal to 0 (these angles are indicated with a small dot).

same face: if a vertex forms an angle of 2π , then it has degree one and therefore there must be a cut-vertex forming two $\frac{\pi}{2}$ angles inside the face (see Fig. 3a). Consider a dart (u, v) ; its roll-up number is defined as $\rho(u, v, f) = n_{\frac{\pi}{2}}(u, v) - n_{\frac{3\pi}{2}}(u, v) - 2n_{2\pi}(u, v)$. By the second observation above the term $n_{\frac{\pi}{2}}(u, v)$ can be written as $2n_{2\pi}(u, v) + n'_{\frac{\pi}{2}}(u, v)$ (recall that the 2π angles in a face can only be vertex-angles); thus $\rho(u, v, f) = n'_{\frac{\pi}{2}}(u, v) - n_{\frac{3\pi}{2}}(u, v)$. Since $n'_{\frac{\pi}{2}}(u, v) \geq 0$ and $n_{\frac{3\pi}{2}}(u, v) \leq \sigma + b$ (by the first observation above), we have $\rho(u, v, f) \geq -(\sigma + b)$. This proves the lower bound on $\rho(u, v, f)$. Consider now the upper bound. Let u_1, u_2, \dots, u_h be the vertices in C_f and assume that $\rho(u_1, u_2, f) > \sigma + b$. By Lemma 2 we have that $\sum_{i=1}^h \rho(u_i, u_{i+1}, f) + n_{\frac{\pi}{2}} - n_{\frac{3\pi}{2}} - 2n_{2\pi} \leq 4$. Each $\rho(u_i, u_{i+1}, f)$ can be written as $n_{\frac{\pi}{2}}(u_i, u_{i+1}) - n_{\frac{3\pi}{2}}(u_i, u_{i+1}) - 2n_{2\pi}(u_i, u_{i+1})$ and therefore we can write $\rho(u_1, u_2, f) + \sum_{i=2}^h (n_{\frac{\pi}{2}}(u_i, u_{i+1}) - n_{\frac{3\pi}{2}}(u_i, u_{i+1}) - 2n_{2\pi}(u_i, u_{i+1})) + n_{\frac{\pi}{2}} - n_{\frac{3\pi}{2}} - 2n_{2\pi} \leq 4$. This inequality can be rewritten as $\rho(u_1, u_2, f) + n'_{\frac{\pi}{2}}(f) - n'_{\frac{3\pi}{2}}(f) - 2n'_{2\pi}(f) \leq 4$, where $n'_{\frac{\pi}{2}}(f)$, $n'_{\frac{3\pi}{2}}(f)$, and $2n'_{2\pi}(f)$ are the number of vertex- and bend-angles of $\frac{\pi}{2}$, $\frac{3\pi}{2}$, and 2π , respectively, inside the face f of H whose representing cycle is C_f in $\tilde{C}(H, X)$, excluded those in the path represented by dart (u_1, u_2) . Analogously to the previous case, the contribution of the vertices forming a 2π angle inside f is balanced by a suitable number of vertex-angles of $\frac{\pi}{2}$. Removing these contributions, we can write the inequality as $\rho(u_1, u_2, f) + n''_{\frac{\pi}{2}}(f) - n'_{\frac{3\pi}{2}}(f) \leq 4$, that is $\rho(u_1, u_2, f) \leq -n''_{\frac{\pi}{2}}(f) + n'_{\frac{3\pi}{2}}(f) + 4$. By the first observation above $n'_{\frac{3\pi}{2}}(f) \leq \sigma + b$ and therefore $\rho(u_1, u_2, f) \leq \sigma + b + 4$, which proves our upper bound.

In order to conclude the proof, we now show that once the vertex-angles are fixed, the number of darts for which the roll-up number can be fixed indepen-

dently is at most $w - 1$. The key observation is that the roll-up number of the various darts are not independent from one another. For example, if we fix the values of the roll-up number of all the edges of a representing cycle C_f except one (considering that the values of the vertex-angles are also fixed), the roll-up number of the remaining edge is implied because C_f has to satisfy Lemma 2. More in general, the roll-up numbers of the various darts must be assigned in such a way that they correspond to a feasible orthogonal representation. To this aim, we must assign the roll-up numbers in such a way that: (i) the two darts of each edge receive opposite values; (ii) each face of $C(H, X)$ (active or not) satisfies Lemma 2. There is only one difference between active and non-active faces: the vertex-angles of a non-active face are all equal to 0 (see Fig. 3b for an example). As a consequence, in the equation of Lemma 2 we must take into account the contribution of these vertex-angles, each of which corresponds to two right turns. The equation then becomes $\rho^* + 2n_0 + n_{\frac{\pi}{2}} - n_{\frac{3\pi}{2}} - 2n_{2\pi} = \pm 4$ where n_0 are the number of vertex-angles equal to 0. Notice that, this condition must actually be satisfied by any cycle (representing or not) of $C(H, X)$. In particular, for each cycle γ in $C(H, X)$ the quantity $\rho(\gamma) = \rho^* + 2n_0 + n_{\frac{\pi}{2}} - n_{\frac{3\pi}{2}} - 2n_{2\pi}$ must be equal to 4 if we consider the darts of the edges oriented so to keep the interior of the cycle to the left, and to -4 if we consider the dart of the edges oriented so to keep the exterior of the cycle to the left. We call *inner darts* those in the first set and *outer darts* those in the second set.

We prove that we can fix independently the roll-up numbers of at most $w - 1$ darts of $C(H, X)$. Consider a spanning tree S , which has at most $w - 1$ edges (it may be a forest). Remove all edges that do not belong to S . Observe that, when removing an edge (u, v) , we replace two vertex-angles at u with a single vertex-angle at u , which is equal to the sum of the original vertex-angles; we do the same for the vertex-angles at v . For each edge of S we can choose independently the roll-up number of one of the two darts of that edge, while the second one is implied by the first one. Hence the number of darts that we can fix independently is at most $w - 1$. Every edge (u, v) of $C(H, X)$ that is not in S creates a cycle together with the edges of S and therefore if we add the edge (u, v) back (and restore the original values of the vertex-angles), the roll-up number of the dart of (u, v) that is inner for γ is implied by the remaining inner darts of γ , while the roll-up number of dart (v, u) is implied by that of (u, v) . Hence, the number of darts that we can fix independently is $w - 1$.

In conclusion we have $w^{O(w)}$ possible choices for the values $\phi(u, v)$ and for each of these choices we can independently choose the value $\rho(u, v, f)$ for at most $w - 1$ darts. We have at most $2(\sigma + b) + 5$ possible values for $\rho(u, v, f)$ (all integer values in the range $[-\sigma - b, \sigma + b + 4]$) and hence there are $w^{O(w)}(\sigma + b)^{w-1}$ possible shapes for each X -equivalent class, i.e. $n_S \leq w^{O(w)}(\sigma + b)^{w-1}$. \square

B Additional Material for Section 4

Lemma 5 (*). *Algorithm ORTHOPLANTESTER runs in $k^{O(k)}(b + \sigma)^k \log(b + \sigma) \cdot n$ time, where k is the treewidth of G , σ is the number of degree-two vertices of G , and b is the maximum number of bends.*

Missing part of the proof. We conclude the proof considering the case when X_i joins two bags X_j and $X_{j'}$, ORTHOPLANTESTER first computes a connected sketched embedding of each sketched embedding in B_j and in $B_{j'}$. This takes $k^{O(k)}$ time, as there are $k^{O(k)}$ sketched embeddings in B_j and $B_{j'}$ by Lemma 1 and computing a connected sketched embedding takes $O(k)$ time. For each of the $k^{O(k)}$ pairs of orthogonal sketches (one in B_j and one in $B_{j'}$), ORTHOPLANTESTER computes the union of the two graphs and generates all of its possible embeddings, which are $k^{O(k)}$. Consider the union of $\langle C(H, X_j), \phi, \rho \rangle$ and $\langle C(H', X_{j'}), \phi', \rho' \rangle$. For each such unions, ORTHOPLANTESTER checks if the embedding of $C(H, X_j)$ (resp. $C(H', X_{j'})$) is contained in a sketched embedding of B_j (resp. $B_{j'}$). This can be done as follows. Each embedding in B_j (resp. $B_{j'}$) is encoded as an array, the obtained set of arrays is sorted, and the embedding of $C(H, X_j)$ (resp. $C(H', X_{j'})$) is searched in this set through a binary search. Since there are $N = k^{O(k)}$ sketched embeddings in B_j and $B_{j'}$, and since each array encoding an embedding has $O(k)$ size, the sorting takes $O(k) \cdot N \log N = O(k) \cdot k^{O(k)} O(k) \log k = k^{O(k)}$ time, and the binary search takes $O(k) \cdot \log N = O(k) \cdot O(k) \log k = O(k^2 \log k)$.

For each union and for each fixed pair of sketched embeddings, algorithm ORTHOPLANTESTER generates at most $k^{O(k)}(\sigma + b)^k$ orthogonal sketches. Observe that, as explained in the proof of Lemma 3, for each cycle of length $w \leq k + 1$ it suffices to generate the roll-up numbers of $w - 1$ edges. For each generated shape, ORTHOPLANTESTER checks whether the corresponding subsets of the values of ϕ and ρ exist in the orthogonal sketches of B_j and $B_{j'}$ having the fixed sketched embeddings. This can be done by encoding the values of ϕ and ρ as two concatenated arrays, each of size $O(k)$, by sorting the set of arrays, and by searching among this set. Since the number of orthogonal sketches is $N = k^{O(k)}(\sigma + b)^k$, this can be done in $O(k) \cdot N \log N = O(k) \cdot k^{O(k)}(\sigma + b)^k O(k) \log(k(\sigma + b)) = k^{O(k)}(\sigma + b)^k \log(\sigma + b)$ for a fixed union, and in $k^{O(k)}(\sigma + b)^k \log(\sigma + b)$ time in total. Finally, it remains to check Lemma 2 for each representing cycle, which takes $O(k^2)$ time for each of the $k^{O(k)} \cdot (\sigma + b)^k$ orthogonal sketches in B_i . \square

C Additional Material for Section 5

Theorem 2 (*). *Let G be an n -vertex planar graph with σ vertices of degree two. Given a tree-decomposition of G of width k , there is an algorithm that solves HV-PLANARITY in $k^{O(k)}\sigma^k \log \sigma \cdot n$ time.*

Proof. We modify ORTHOPLANTESTER as follows. First of all, since in an HV-drawing the edges have no bends, we set $b = 0$. Second, in order to ensure that an edge is drawn according to its label (H or V), we keep a *reference direction*

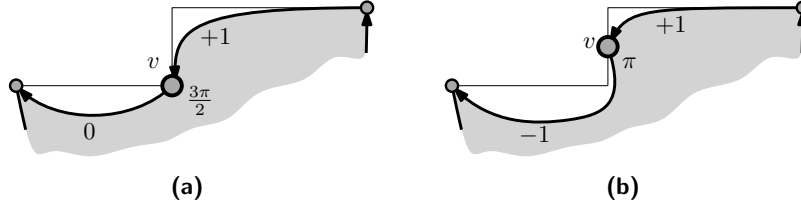


Fig. 4: Two portions of two different orthogonal sketches with one and two bends, respectively. When the bigger vertex is removed, they will give rise to two orthogonal sketches that are the same but have a different number of bends.

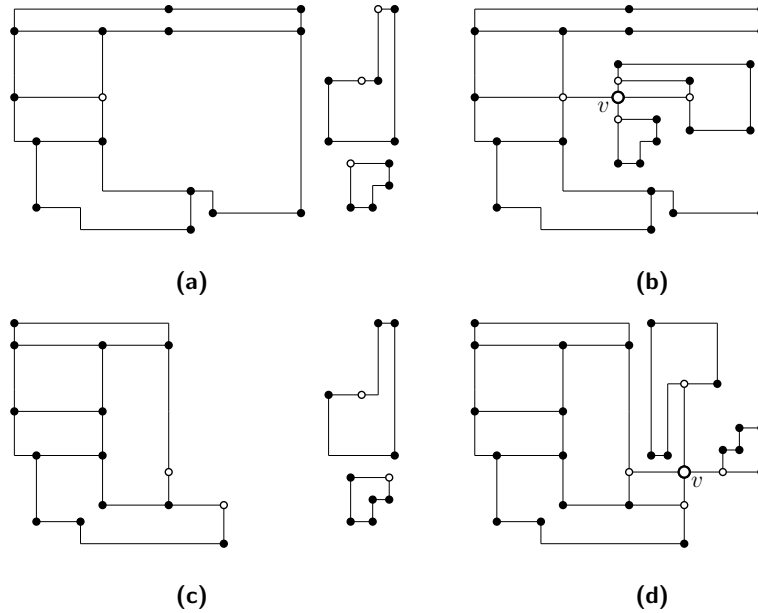


Fig. 5: Extending a disconnected orthogonal representation with an introduced vertex v . Vertex v and its neighbors are shown in white. (a)–(b) There exists an inner face containing a neighbor of v ; (c)–(d) No internal face contains a neighbor of v .

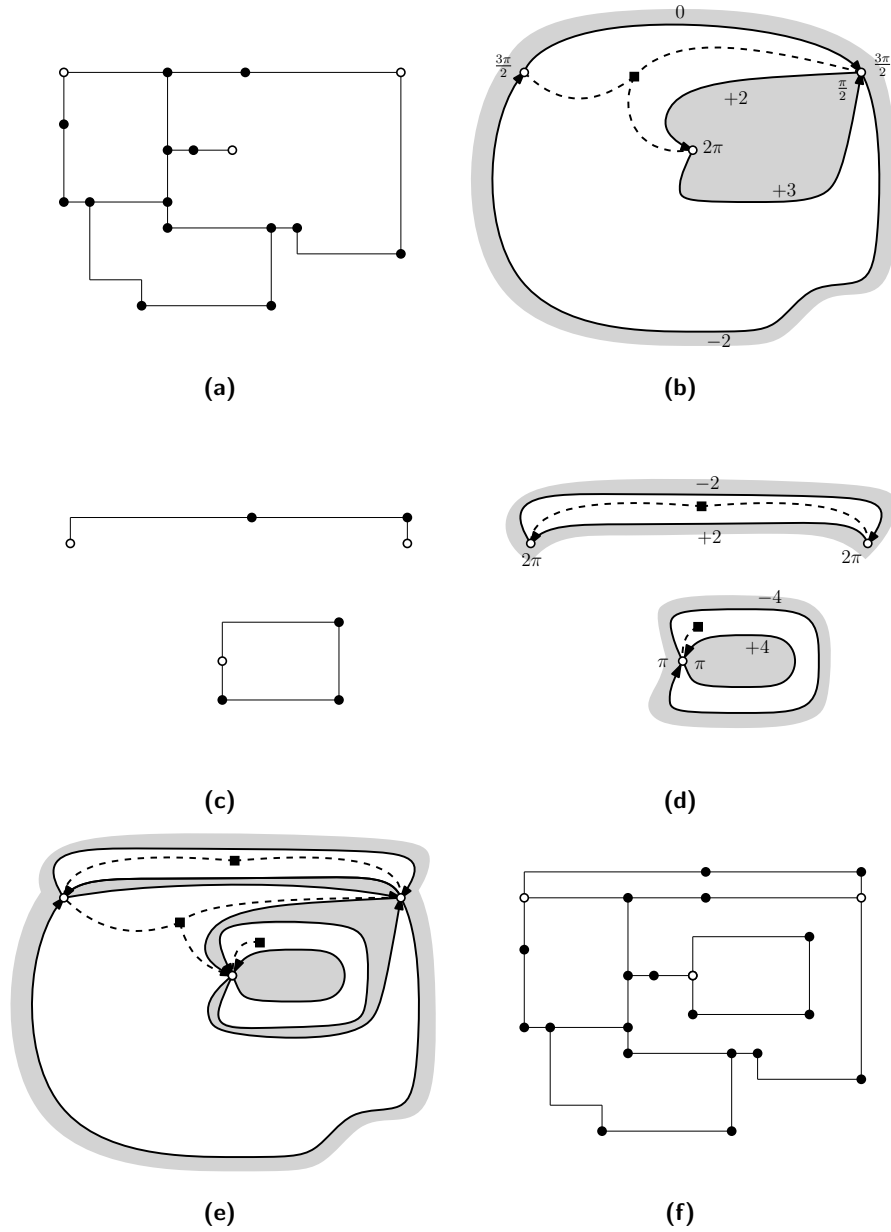


Fig. 6: Merging two orthogonal representations sharing a cutset X . Vertices in X are shown in white. (a)–(b) A rectilinear representation H_1 and its connected sketched embedding $C^*(H_1, X)$ with the shape corresponding to H_1 . (c)–(d) A rectilinear representation H_2 and its connected sketched embedding $C^*(H_2, X)$ with the shape corresponding to H_2 . (e)–(f) The union of the two connected sketched embeddings and a corresponding rectilinear representation.

for each edge of each representing cycle in an orthogonal sketch. Observe that an edge $e = (u, v)$ is added to an orthogonal sketch when u is in a bag X_j and v is introduced by the parent bag X_i of X_j . Recall that an edge of a representing cycle corresponds to a path (possibly consisting of a single edge). Its reference direction is either H or V based on whether the first edge of the path is horizontal or vertical in every orthogonal representation encoded by that orthogonal sketch. This information, together with the roll-up number of that edge and with the vertex-angle $\phi(u, v)$ (or $\phi(v, u)$ based on the orientation of the edge) suffice to determine the direction of e and hence to verify whether its direction is consistent with its label. Clearly, if u is an isolated vertex, there is no reference direction and e can be drawn with the desired direction. \square

Theorem 3 (*). *Let $G = (V, E)$ be an n -vertex planar graph, and let $\psi : E \rightarrow \mathbb{N}$. Given a tree-decomposition of G of width k , there is an algorithm that solves FLEXDRAW in $k^{O(k)}(n \cdot b^*)^{k+1} \log(n \cdot b^*)$ time, where $b^* = \max_{e \in E} \psi(e)$.*

Proof. It suffices to subdivide $\psi(e)$ times each edge e of G and then decide whether the resulting graph G' admits an orthogonal drawing with $b = 0$. If such a drawing exists, each subdivision vertex can be interpreted either as a bend if one of the two angles it makes is greater than π , or as an interior point of a segment otherwise. On the other hand, if an orthogonal drawing of the original graph G exists such that each edge e has at most $\psi(e)$ bends, then each bend of an edge e can be replaced with a subdivision vertex. Also, if the number of bends $b(e)$ of e is less than $\psi(e)$, we can further subdivide $b(e) - \psi(e)$ times any segment representing e so to obtain an orthogonal drawing of G' with $b = 0$. \square