

# OD-GCN: OBJECT DETECTION BY KNOWLEDGE GRAPH WITH GCN

Zheng Liu, Zidong Jiang, Feng Wei

iQIYI, Inc

{liuzheng05, jiangzidong, frankfengw}@qiyi.com

## ABSTRACT


Classical object detection frameworks lack of utilizing objects' surrounding information. In this article, we introduce the graph convolutional networks (GCN) into the object detection, and propose a new framework called OD-GCN (object detection with graph convolutional network). It utilizes the category relationship to improve the detection precision. We set up a knowledge graph to reflect the co-exist relationships among objects. GCN plays the role of post-processing to adjust the output of base object detection models. It is a flexible framework that any pre-trained object detection models can be used as the base model. In the experiments, we try several popular base detection models, OD-GCN always improve mAP by 1~5pp in COCO dataset. In addition, visualized analysis reveals the benchmark improvement is quite logical in human's opinion.

**Index Terms**—graph convolutional network, object detection, knowledge graph

## 1. INTRODUCTION

Humans have a talent for object recognition for many reasons. For one reason, humans can recognize an object not only by knowledge of the object itself, but also by that of surrounding objects. For the example shown in Fig.1, it is almost impossible for a fish to appear on desert. If there is a detection of desert with a high confidence level, it is reasonable to reduce the confidence level for a fish detection, while raise that for lizard. Besides, there is little difference between the confidence levels of top two categories. After adjusting the confidence level by desert, the possibility of lizard will rise to the top. Finally, the detection is more likely to be a lizard.

Compared with human, most object detection networks lack of category relationship knowledge. Deep learning object detection networks like Faster R-CNN, SSD and YOLO[1, 2, 3], most have two stages for detection. They locate an object on an image, then crop it and classify it by the cropped part. This simple detection procedure performs well on many benchmark datasets. But it may achieve a better



**Fig.1.** A deficiency for traditional object detection framework. Every object is located and cropped to be classified, lack of the category relationship information. When desert is detected with a high confidence level like 0.99, this information should help to classify other confusing objects. Besides, the confidences of fish and lizard are very close, it should be able to adjust the original false result to a true one.

performance with relationship knowledge. So there comes a widely discussed issue how to use knowledge information.

Category relationship is an irregular-structured information compared with image and sound. Sound is one-dimensional time series, while image is two-dimensional rectangular grid information. They both have more regular structure than category relationship knowledge. Sound can be processed well with time series algorithms like ARIMA, LSTM, and image can be processed well with convolution neural networks (CNN). As irregular-structured information, relationship knowledge can be dealt well with graph neural networks (GCN).

In this paper, we propose an object detection framework called OD-GCN (object detection with graph convolutional network). OD-GCN is able to utilize category relationship knowledge with GCN. We build a relationship knowledge graph with MSCOCO 2014 training dataset by the conditional probability between every two categories. Besides, we get the confidence matrix output from a base object detection network like SSD. This matrix is processed as the input feature of GCN. By graph convolution on the COCO knowledge graph, the output feature vector of GCN can adjust the original result of the base detection network. In this paper, we have tested five base SSD networks and three base Faster R-CNN networks. On three benchmark mAP evaluation metrics for COCO dataset, these networks perform better about 1~5pp with OD-GCN framework on MSCOCO 2014 minival validation dataset.

## 2. RELATED WORK

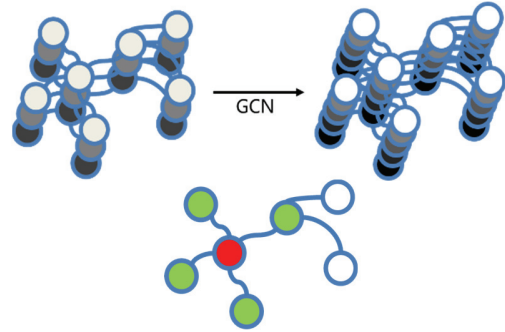
Object detection is an essential task in computer vision (CV) field. It is the backbone for many advancing applications, such as facial detection, autonomous driving, drone photography. Performance of object detection develops from some classical CNN frameworks like SSD, YOLO, Faster-RCNN[1, 2, 3] and some well-annotated datasets like ImageNet[9], PASCAL VOC[9], MSCOCO[4]. There are some remaining problems for object detection task nowadays. The first problem is detection for objects with various scales. Some researchers transfer instance segmentation networks like feature pyramid networks (fpn) to object detection task to improve the detection performance[2, 5, 6]. Besides, some other researchers aim to propose some anchor-free networks[7, 8].

However, those frameworks can perform better by utilizing new information. There are many frameworks trying to take advantage of other information. The first approach is to use semantic embedding of each category in the way of natural language processing. Socher et al.[11] trained a network for image and language, which learnt the mapping between image representations and word embedding. Frome et al.[18] inspired by it, proposed DeViSE system to learn the mapping between image and text and achieve a good performance on object recognition tasks. Norouzi et al.[19] proposed another similar system called ConSE, combining ConvNet features and word embedding together. Changpinyo et al.[20] proposed a zero-shot classifier aligning semantic and visual information.

Besides word embedding, another more popular approach is knowledge graph[14, 15, 16, 17]. Xin Li et al.[15] improved the performance of multi-label classification with probability relationship as the knowledge graph. Hung-Wei Lee et al.[17] proposed ML-ZSL framework, constructing a WordNet knowledge graph for zero-shot classification. Recent years, more and more researchers try to process knowledge graph with GCN. Chen Zhaomin et al.[21] proposed ML-GCN framework, setting up a COCO correlation knowledge graph with GCN for multi-label classification. Xiaolong Wang et al.[14] proposed a zero-shot classification network with GCN through a WordNet knowledge graph. D. Zhang et al.[22] built a semantic relationship graph and a scene probability graph as knowledge graph, refining the traditional classification results.

In our work, we proposed a new framework called OD-GCN. It is inspired by these novel classification works with GCN on knowledge graph. With relationship knowledge graph constructed on COCO 2014 dataset, we optimize the base detection network. On three mAP evaluation metrics, OD-GCN improves about 1-5pp.

## 3. APPROACH



**Fig.2.** The feature map transformed through a graph convolution layer. After this one-layer GCN, the input feature map with 3 channels is turned to a new feature map with 5 channels. New features of each node are aggregated from its neighbor nodes.

Our key idea to improve detection performance is utilizing all the surrounding information with GCN on knowledge graph. In following parts, we will introduce how GCN refine the original object detection feature maps. Last but not least, there comes the overall OD-GCN framework for detection with GCN.

### 3.1. Graph Convolutional Network (GCN)


Graph Convolutional Network (GCN) is a kind of deep trainable network designed for graph structure. Graph convolution on a graph is quite similar to classic convolution on an image. Graph feature map can change its channels through a graph convolution operation, and the new features on a node is related to the former features of its neighbor nodes. The sketch of a graph convolution layer is shown in Fig.2.

There are various graph convolution functions for a graph convolution layer, we choose a simple function for OD-GCN. The convolution function is defined as,

$$Y = (D^{-1}A + I)X \quad (1)$$

where  $X$  and  $Y$  are the feature maps of the input and the output, while  $D$  and  $A$  represents the degree matrix and adjacent matrix of a graph. The degree matrix  $D$  is used for normalization.  $D^{-1}$  can normalize the adjacent matrix by the number of neighbor nodes. Otherwise, nodes with too many neighbor nodes will be too significant, overwhelming other useful features. The adjacent matrix  $A$  is the main matrix for graph convolutional network.  $I$  is the identity matrix to remain features of every node itself. This function can sum normalized features from neighbor nodes to create more abstract features.

To optimize the object detection performance, firstly we create the 91-category relationship knowledge graph with COCO 2014 training dataset. In fact, there are only 80 categories appearing in COCO dataset. The 91 categories are a standard for classical COCO object detection framework. So actually we have 80 meaningful categories, 10 meaningless categories and a background category. For the established COCO knowledge graph, the graph edge from



**Fig.3.** Part of the COCO knowledge graph. The knowledge graph represents the closeness of the relationship between each two categories. The thicker the edge line is, the closer relationship between the two connected categories.

class  $A$  to class  $B$  is calculated by the conditional probability  $P(B|A)$ . For instance, if cat and dog appear together 4 times in COCO dataset, and cat appears 8 times totally in the dataset, the edge from cat to dog is defined as  $P(dog|cat)=4/8=0.5$ . Part of the COCO knowledge graph has been visualized in Fig.3. In addition, some other category knowledge graphs built up by category correlation matrix are also capable for our OD-GCN framework.

After the preparation of the knowledge graph, we can get the adjacent matrix  $A$ , and the degree matrix  $D$  of the graph for GCN. In the following part, we will introduce the overall framework for object detection with GCN based on COCO knowledge graph.

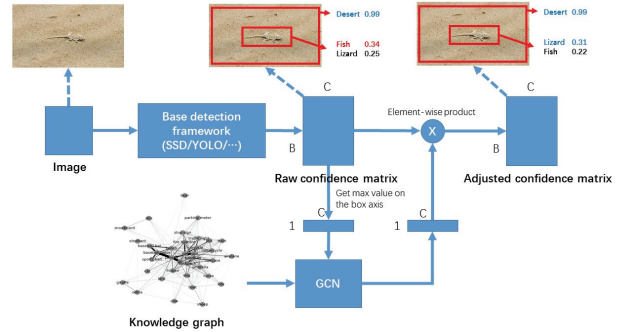
### 3.2. Object detection with GCN (OD-GCN)

Our framework OD-GCN is based on classical detection framework like SSD, and GCN on knowledge graph. It is flexible to update the base detection framework to new frameworks in the future. In addition, the knowledge graph can also be rearranged to solve other problems. The overall framework is displayed in Fig.4. The overall framework includes two main stages, classical object detection stage and GCN post-processing stage.

#### 3.2.1. Classical object detection stage

We can use SSD, YOLO, Faster R-CNN and other classical object detection framework on this stage. In our experiment, we choose five different SSD and three different Faster R-CNN base models. After the base detection model, the input image will be converted to a  $B \times C$  feature map, where  $B$  is the number of all the detection boxes, and  $C$  is the number of overall 91 categories.

This  $B \times C$  feature map is the raw confidence matrix of all boxes. For further optimization, the confidence scores should be clipped to 0~1 by operations like a Softmax layer. This restrict is helpful for training convergence acceleration. Especially, when the raw confidence scores include both negative and positive numbers, it is hard for GCN to adjust



**Fig.4.** A brief procedure of OD-GCN framework. Firstly, we can get the raw confidence matrix (box number  $B \times$  category number  $C$ ). This matrix can be processed as the input feature map of GCN. After GCN, the output feature vector ( $I \times C$ ) can adjust the raw confidence matrix by element-wise product operation.

the result by element-wise product operation designed in our framework. Because a large number will have opposite adjustment for negative and positive raw confidence scores by product operation.

#### 3.2.2. GCN post-processing stage

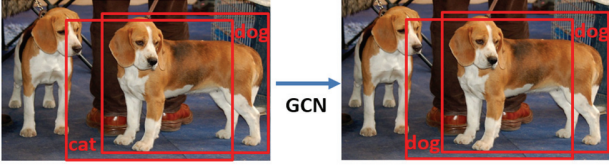
We have set up a relationship knowledge graph by COCO 2014 dataset in previous part. This knowledge graph is the input graph of our GCN post-processing framework. We gain the  $C \times C$  adjacent matrix  $A$ , and the  $C \times C$  degree matrix  $D$  from that graph. Besides, we remain the max value on box axis of the  $B \times C$  raw confidence matrix. This  $I \times C$  feature vector is the input feature of our GCN post-processing framework.

The reason we choose max value as input will be explained as following. It is also possible to use mean value and sum value as the input feature. However, sum value is easy to be affected by the number of surrounding objects. If there are many objects of  $A$  category, the other confidence score of  $A$  will be adjusted to a very high level. Mean value is noisy than max value. After some experiments, we have found max value is the best input feature among max, mean and sum features.

With input graph and input feature, GCN framework can finally generate a  $I \times C$  feature map for detection adjustment. The  $B \times C$  raw confidence matrix and the  $I \times C$  feature for adjustment will element-wise product on rows. In the end, we will get an adjusted confidence matrix. According to previous studies, GCN is easy to overfit, so many researchers choose GCN within 6 layers for adjustment[14, 21]. In detail, we use a 2-layer GCN for post-processing. The complete function of one graph convolution layer is adaptive, defined as

$$H_{l+1} = \text{ReLU}((\alpha D^{-1}A + I)H_lW) \quad (2)$$

where  $\alpha$  is the adaptive parameter for GCN.  $\alpha$  is trainable to control the weight ratio of a category itself and its neighbor categories.



**Fig.5.** One example for explanation of the need of NMS after OD-GCN. Although the base model has NMS operation, it is possible for GCN to output some boxes of the same category with really high IoU score.

We assume the input and output features are  $\mathbf{H}_l \in \mathbb{R}^{C \times C1}$ ,  $\mathbf{H}_{l+1} \in \mathbb{R}^{C \times C2}$ , where  $C1$  and  $C2$  are the input and output channel number. The degree matrix is  $\mathbf{D} \in \mathbb{R}^{C \times C}$ , while the adjacent matrix is  $\mathbf{A} \in \mathbb{R}^{C \times C}$ . The trainable weight matrix is  $\mathbf{W} \in \mathbb{R}^{C1 \times C2}$ , which is initialized to a matrix full of ones. This initial value is helpful for quick convergence when training. We choose ReLU as the nonlinear activation function for GCN. The overall loss function is defined as cross entropy,

$$L = -\sum_{c=1}^C \hat{y} \log(y) \quad (3)$$

where  $\hat{y}$  is the confidence prediction and  $y$  is the confidence groundtruth.

The loss function and the form of prediction matrix are just the same as the base detection framework like SSD and Faster R-CNN. So the overall framework is end-to-end trainable as well.

### 3.3. Implementation details

When training, our initial learning rate is 0.01, and it will decay to 95% after every 100 training steps. Our GCN is composed of two graph convolutional layers with channel numbers as  $1 \rightarrow 4 \rightarrow 1$ . The activation function we use is ReLU, which is after each convolutional layer. The final GCN layer has an additional trainable variable  $b$ , defined as

$$\mathbf{X}_{GCN} = \text{ReLU}((\alpha \mathbf{D}^{-1} \mathbf{A} + \mathbf{I}) \mathbf{H}_{final} \mathbf{W}) + b \quad (4)$$

where  $b$  is a trainable variable to control the output's mean value. The initial value of  $b$  is set to be 1.0.

To accelerate the training process, our loss function considers the regularization term of GCN's output adjustment vector  $\mathbf{X}_{GCN}$ . The complete loss function with cross entropy and the GCN output's regularization term is

$$L = -\sum_{c=1}^C \hat{y} \log(y) + \beta \sum_{x_i \in \mathbf{X}_{GCN}} (x_i - 1)^2 \quad (5)$$

where  $\beta$  is the regular coefficient.  $\beta \sum_{x_i \in \mathbf{X}_{GCN}} (x_i - 1)^2$  is the regularization term of  $\mathbf{X}_{GCN}$ , to restrict  $\mathbf{X}_{GCN}$  nearly to 1. The regularization term can accelerate training by stabilizing the GCN output range. In our experiment,  $\beta$  is set to be 1.0.

In addition, it is necessary for OD-GCN to have a non-maximum suppression (NMS) post-processing operation. Although most base detection frameworks like SSD and Faster R-CNN already have a NMS post-processing procedure, it is possible for OD-GCN to output two boxes of the same class with high IoU score. One example is shown in Fig.5.

For evaluation, the OD-GCN's output needs to be regularized to a category probability matrix. The raw confidence matrix has been processed by a Softmax layer, so we process the adjusted confidence matrix to probability matrix with

$$p_i = \frac{p_i}{\sum_{j=1}^{91} p_j}, \quad i \in 0, 1 \dots 90, 91 \quad (6)$$

where  $p_i$  is the  $i^{\text{th}}$  raw confidence score of one OD-GCN's output box.

## 4. EXPERIMENT

In this part, we will present our experiments on several different SSD and Faster R-CNN models trained by Google on MSCOCO 2014 Minival dataset.

Microsoft COCO is a well-known benchmark dataset for instance segmentation and object detection. COCO 2014 dataset contains 82,081 images as the training set, and 40,504 images as the validation set. The minival dataset in this paper

**Table.1.** mAP of different models with OD-GCN optimization.

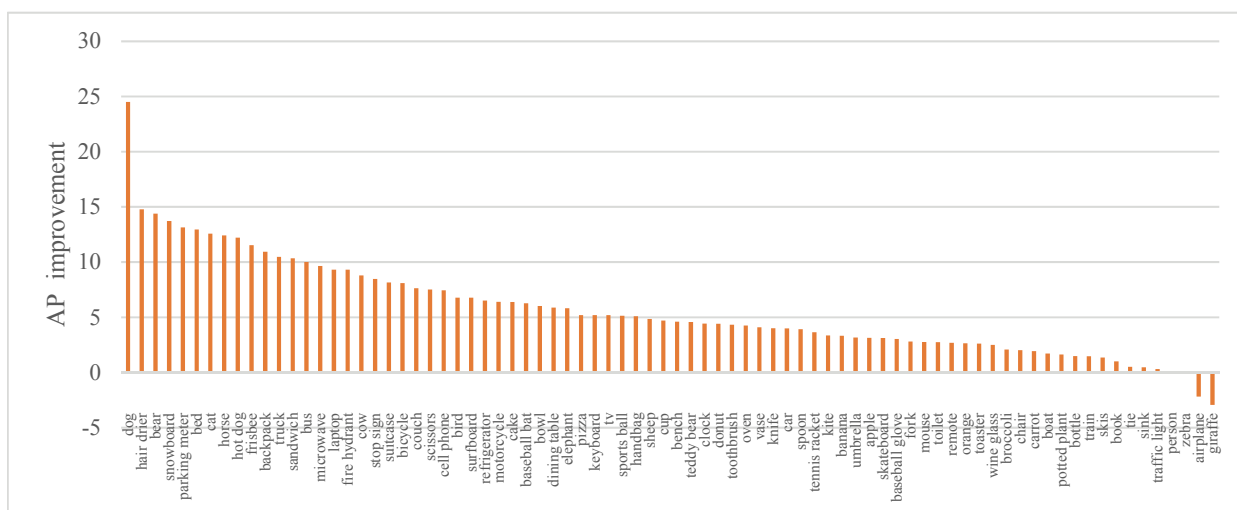
We test eight models. It includes five SSD models and three Faster R-CNN models. They are

- 1) `ssd_mobilenet_v1_0.75_depth`, 2) `ssd_mobilenet_v1`,
- 3) `ssd_mobilenet_v1_fpn`, 4) `ssd_mobilenet_v2`,
- 5) `ssd_resnet50_v1_fpn`, 6) `faster_rcnn_resnet50`,
- 7) `faster_rcnn_resnet101`, 8) `faster_rcnn_inception_v2`.

Model		mAP	mAP@0.5	mAP@0.75
SSD	1)	6.15	12.4	4.53
	+ODGCN	9.28	17.5	7.31
	2)	29.9	48.5	27.2
	+ODGCN	33.9	52.3	32.1
	3)	23.2	36.9	22.0
	+ODGCN	26.3	40.6	25.5
	4)	29.3	48.0	26.3
	+ODGCN	32.0	50.7	29.7
Faster R-CNN	5)	24.0	37.5	22.9
	+ODGCN	27.6	41.9	26.7
	6)	22.6	38.5	20.1
	+ODGCN	23.6	39.7	21.4
	7)	24.0	38.8	22.2
	+ODGCN	25.2	40.3	23.6
	8)	21.8	37.7	19.2
	+ODGCN	23.2	39.4	20.7

**Table.2.** Average precision (AP)<sub>@0.5</sub> of some categories of COCO dataset

Model	car	bus	train	truck	boat	bench	bird	cat	dog	horse	sheep	zebra	clock	vase	sink
1)	8.3	15.9	25.3	9.4	8.8	9.6	10.4	24.3	18.2	18.1	15.0	29.1	15.4	9.2	12.2
1)+ODGCN	12.3	25.9	26.8	19.9	10.5	14.2	17.1	36.9	42.7	30.5	19.9	29.0	19.8	13.3	12.7
2)	31.4	56.1	74.2	57.6	35.8	51.2	43.4	71.7	46.7	54.3	47.4	67.9	55.0	50.9	55.8
2)+ODGCN	33.3	62.9	77.7	67.5	39.0	56.1	56.6	80.5	56.8	60.8	50.1	69.8	63.9	60.5	67.3
3)	41.6	41.9	49.3	30.8	36.8	32.2	39.3	45.4	43.3	40.8	42.8	54.9	52.2	36.6	41.8
3)+ODGCN	45.3	51.9	55.7	41.3	42.8	38.7	45.1	52.6	59.6	50.2	50.0	54.9	54.1	40.4	48.2
4)	35.9	61.2	73.6	49.9	35.4	51.8	37.2	67.8	64.8	55.9	42.5	69.5	57.7	45.7	51.7
4)+ODGCN	37.3	66.6	78.0	63.3	36.6	59.4	50.8	74.8	72.6	64.9	47.6	71.6	65.5	54.9	63.2
5)	42.9	39.4	50.9	31.6	35.9	31.0	39.3	48.3	47.5	47.2	43.4	53.3	51.9	36.2	39.5
5)+ODGCN	46.5	49.3	55.7	42.9	39.6	35.3	44.2	53.4	59.7	55.7	48.5	52.6	53.4	40.9	42.5




**Fig.6.** Average precision (AP)<sub>@0.5</sub> improvement of each category for model 1) with OD-GCN framework

is selected by Google from the original 40,504 validation set, which contains 8,060 validation images. The detailed image list can be found on the Github homepage of Tensorflow, Google.

In this paper, our OD-GCN framework has been tested on five SSD models and three Faster R-CNN models. We report the evaluation results of average precision (AP) and mean average precision (mAP). We choose the three benchmark mAP evaluation metrics for object detection tasks, mAP<sub>@0.5</sub>, mAP<sub>@0.7</sub>, mAP<sub>@0.5:0.95</sub>. mAP<sub>@k</sub> is the average AP among all categories with an IoU restrict. The restrict is that the intersection-over-union (IoU) of prediction and label need to be greater than k, or the prediction is considered to be wrong. mAP<sub>@0.5:0.95</sub> is also expressed as mAP for COCO dataset evaluation, is the average mAP over different IoU thresholds (mAP<sub>@0.5</sub>, mAP<sub>@0.55</sub>, ..., mAP<sub>@0.90</sub>, mAP<sub>@0.95</sub>). In addition, we remove boxes with max confidence lower than 0.1, instead of 0.5 to focus on more confusing raw detection results. The mAP result of our experiment is shown in Table.1.

In experiment, OD-GCN improves the mAP evaluation metrics on different base object detection models by about 1~5pp. This shows the effectiveness of our OD-GCN framework for post-processing the classical object detection networks. Detailed AP evaluation scores of all categories are shown in Fig.6 and Table.2. From these results, we can conclude that almost all AP evaluation metrics of categories have been improved by OD-GCN. In our experiment, we do not report the speed of the OD-GCN, because the 2-layer GCN and other operations can be ignored compared with hundreds of former layers. After our experiment for the speed, OD-GCN framework costs almost the same time as base object detection framework. The difference of the base model and OD-GCN on running time is less than 2%

Finally, there are also some delightful visualized results shown in Fig.7, which proves that OD-GCN can logically adjust the wrong predictions to right ones. From these visualized results, it is obvious that OD-GCN can optimize the result of base detection model with understandable reasons, by surrounding objects' information with GCN.



**Fig.7.** Two visualized logical adjustments of OD-GCN. OD-GCN successfully adjust toilet to cup with help of wine glass, dining table, cup and knife. It also successfully adjusts fire hydrant to vase with help of potted plant.

## 5. CONCLUSION

Lack of utilization of surrounding information is a crucial issue for classical object detection frameworks. In this paper, we have proposed a novel framework named OD-GCN (object detection with graph convolutional network) to solve this problem. OD-GCN can adjust the raw box confidence matrix of a base detection framework like SSD and Faster R-CNN with a COCO relationship knowledge graph. This knowledge graph is built by conditional probability between every two categories. In our experiments, OD-GCN can improve detection performance of the several SSD and Faster R-CNN models at three benchmark mAP evaluation metrics. From some visualized results, those improvements are quite logical in human's opinion. Also, as a flexible post-process framework, OD-GCN can help other object detection frameworks in the future.

## 6. REFERENCES

- [1] S. Ren, K. He, R. Girshick and J. Sun, "Faster R-CNN: Towards Real-Time Object Detection with Region Proposal Networks," in *IEEE Transactions on Pattern Analysis and Machine Intelligence*, vol. 39, no. 6, pp. 1137-1149, 1 June 2017.
- [2] W. Liu, D. Anguelov, D. Erhan, C. Szegedy, S. Reed, C.-Y. Fu, and A. C. Berg, "SSD: Single Shot MultiBox Detector," in *ECCV*, pp. 21-37, 2016.
- [3] J. Redmon, S. Divvala, R. Girshick and A. Farhadi, "You Only Look Once: Unified, Real-Time Object Detection," in *CVPR*, pp. 779-788, 2016.
- [4] T.-Y. Lin, M. Maire, S. Belongie, J. Hays, P. Perona, D. Ramanan, P. Dollár, and C. L. Zitnick, "Microsoft COCO: Common Objects in Context," in *ECCV*, pp. 740-755, 2014.
- [5] T. Lin, P. Goyal, R. Girshick, K. He and P. Dollár, "Focal Loss for Dense Object Detection," in *CVPR*, pp. 2999-3007, 2017.
- [6] T. Lin, P. Dollár, R. Girshick, K. He, B. Hariharan and S. Belongie, "Feature Pyramid Networks for Object Detection," in *CVPR*, pp. 936-944, 2017.
- [7] C. Zhu, R. Tao, K. Luu and M. Savvides, "Seeing Small Faces from Robust Anchor's Perspective," in *CVPR*, pp. 5127-5136, 2018.
- [8] Zhu, Chenchen, Yihui He, and Marios Savvides. "Feature selective anchor-free module for single-shot object detection." *arXiv preprint arXiv:1903.00621*, 2019.
- [9] J. Deng, W. Dong, R. Socher, L. Li, Kai Li and Li Fei-Fei, "ImageNet: A large-scale hierarchical image database," in *CVPR*, pp. 248-255, 2009.
- [10] Mark Everingham, Luc Van Gool, Christopher KI Williams, John Winn, and Andrew Zisserman. "The pascal visual object classes (VOC) challenge," in *IJCV*, vol. 88, num. 2, pp. 303-338, 2010.
- [11] R. Socher, M. Ganjoo, C. D. Manning, and A. Y. Ng., "Zero-Shot Learning Through Cross-Modal Transfer," in *ICLR*, 2013.
- [12] J. Weston, S. Bengio, and N. Usunier., "Large Scale Image Annotation: Learning to Rank with Joint Word-Image Embeddings," In *ECML*, 2010.
- [13] Z. Zhang and V. Saligrama, "Zero-Shot Learning via Joint Latent Similarity Embedding," in *CVPR*, pp. 6034-6042, 2016.
- [14] X. Wang, Y. Ye and A. Gupta, "Zero-Shot Recognition via Semantic Embeddings and Knowledge Graphs," in *CVPR*, pp. 6857-6866, 2018.
- [15] Xin Li, Feipeng Zhao, and Yuhong Guo., "Multi-label image classification with a probabilistic label enhancement model," in *UAI*, pages 1-10, 2014.
- [16] Qiang Li, Maoying Qiao, Wei Bian, and Dacheng Tao., "Conditional graphical lasso for multi-label image classification," in *CVPR*, pages 2977-2986, 2016.
- [17] Hung-Wei Lee, Wei Fang, Chih-Kuan Yeh, and Yu-Chiang Frank Wang., "Multi-label zero-shot learning with structured knowledge graphs," in *CVPR*, pages 1576-1585, 2018.
- [18] A. Frome, G. Corrado, J. Shlens, S. Bengio, J. Dean, and T. Mikolov., "Devise: A deep visual-semantic embedding model," in *NIPS*, 2013.
- [19] M. Norouzi, T. Mikolov, S. Bengio, Y. Singer, J. Shlens, A. Frome, G. S. Corrado, and J. Dean., "Zero-shot learning by convex combination of semantic embeddings," in *ICLR*, 2014.
- [20] S. Changpinyo, W.-L. Chao, B. Gong, and F. Sha., "Synthesized Classifiers for Zero-Shot Learning," in *CVPR*, 2016.
- [21] Chen, Zhao-Min, et al., "Multi-Label Image Recognition with Graph Convolutional Networks," in *CVPR*, 2019.
- [22] D. Zhang et al., "Knowledge Graph-Based Image Classification Refinement," in *IEEE Access*, vol. 7, pp. 57678-57690, 2019.