

Taming Unbalanced Training Workloads in Deep Learning with Partial Collective Operations

Shigang Li
Department of Computer Science
ETH Zurich
shigangli.cs@gmail.com

Tal Ben-Nun
Department of Computer Science
ETH Zurich
talbn@inf.ethz.ch

Salvatore Di Girolamo
Department of Computer Science
ETH Zurich
salvatore.digirolamo@inf.ethz.ch

Dan Alistarh
IST Austria
dan.alistarh@ist.ac.at

Torsten Hoefler
Department of Computer Science
ETH Zurich
torsten.hoefler@inf.ethz.ch

Abstract

Load imbalance pervasively exists in distributed deep learning training systems, either caused by the inherent imbalance in learned tasks or by the system itself. Traditional synchronous Stochastic Gradient Descent (SGD) achieves good accuracy for a wide variety of tasks, but relies on global synchronization to accumulate the gradients at every training step. In this paper, we propose *eager-SGD*, which relaxes the global synchronization for decentralized accumulation. To implement eager-SGD, we propose to use two partial collectives: solo and majority. With solo allreduce, the faster processes contribute their gradients eagerly without waiting for the slower processes, whereas with majority allreduce, at least half of the participants must contribute gradients before continuing, all without using a central parameter server. We theoretically prove the convergence of the algorithms and describe the partial collectives in detail. Experiments are conducted on a variety of neural networks and datasets. The results on load-imbalanced environments show that eager-SGD achieves $2.64 \times$ speedup (ResNet-50 on ImageNet) over the asynchronous centralized SGD, and achieves $1.29 \times$ speedup (ResNet-50 on ImageNet) and $1.27 \times$ speedup (LSTM on UCF101) over the state-of-the-art synchronous decentralized SGDs, without losing accuracy.

CCS Concepts • Theory of computation → Parallel algorithms; • Computing methodologies → Neural networks;

Keywords stochastic gradient descent, distributed deep learning, eager-SGD, workload imbalance, collective operations

1 Motivation

Deep learning models are on a steep trajectory to becoming the most important workload on parallel and distributed computer systems. Early convolutional networks demonstrated groundbreaking successes in computer vision, ranging from image classification to object detection [30, 52]. More recent developments in recurrent and transformer networks enable

impressive results in video classification, natural language processing for machine translation, question answering, text comprehension, and synthetic text generation. The latter models contain more than 1.5 billion parameters and take weeks to train [15, 45]. Other demanding neural networks are trained on the largest supercomputers to achieve scientific breakthroughs [35, 41]. Furthermore, the models are growing exponentially in size, OpenAI is predicting a 10x growth each year [3] potentially leading to artificial general intelligence. In order to support this development, optimizing the training procedure is most important.

The training procedure of deep learning is highly parallel but dominated by communication [10]. Most parallel training schemes use data parallelism where full models are trained with parts of the dataset and parameters are synchronized at the end of each iteration. The total size of allreduce grows with the model size, which ranges from a few megabytes [30] to several gigabytes [45] and grows quickly. The allreduce operation is not atomic and it can be split into layer-wise reductions, which can easily be overlapped with the layer computation using non-blocking collectives [5, 25]. Yet, the optimal scaling of an allreduce of size S is at best $O(\log P + S)$ in P processes [26, 43, 47]. Thus, growing process counts will reduce the parallel efficiency and eventually make the reduction a scaling bottleneck.

The communication aspects of deep learning have been investigated in many different contexts [47, 51], see the survey for an overview [10]. In this work, we identify load imbalance as an additional barrier to scalability. When some processes finish the computation later than others, all processes will wait for the last one at the blocking allreduce function. Load imbalance can be caused by the system itself, for example, when training on multi-tenant cloud systems [31, 32, 49] or by system or network noise [27, 28] in high-performance machines. A second, and more prominent cause of imbalance is inherent imbalance in the computation that causes varying load across different processes. While noise from the system is generally low on well-maintained HPC machines [28], the inherent load imbalance of the training workloads cannot

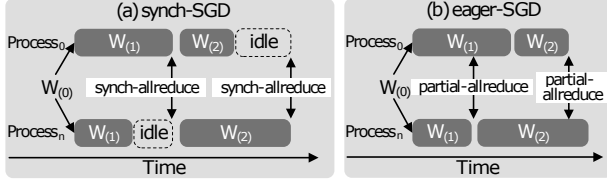


Figure 1. Synch-SGD vs eager-SGD under load imbalance. $w_{(t)}$ are the weights in training step t .

easily be avoided. Natural language processing tasks have sentences of highly varying length while video processing tasks have videos with different number of frames. For example, the training dataset of UCF101 [53] contains videos that range from 29 to 1,776 frames.

Several researchers have shown that the training process itself is quite robust with respect to bounded errors. In fact, data augmentations such as Cutout [16] and Dropout [6] introduce random errors and omissions into the training process to improve generalization properties. Several packages take advantage of this robustness and employ three techniques in tandem: (1) communicated weights are quantized to more compact number representations [50, 54], (2) only the most significant weights are sent during each allreduce [2, 47], and (3) updates are only sent to limited (random) neighborhoods using gossip algorithms [40]. We propose to exploit this robustness in a new way: we perform the allreduce eagerly in that we ignore the input gradients of processes that come late in order to not delay all processes. The communication partners are selected based on their workload (which can be randomized) and the allreduce itself is performed with high-performance reduction topologies [26] in logarithmic depth. We call our method *eager Stochastic Gradient Decent (eager-SGD)*, as a counterpart to synchronous SGD (synch-SGD) [5, 9, 51]. Fig. 1 shows the difference between synch-SGD and eager-SGD.

Specifically, we propose to relax the allreduce operation to *partial collectives* in eager-SGD. A partial collective is an asynchronous operation where a subset of the processes can trigger and complete the collective operation. Absentee processes follow a predefined protocol, such as contributing potentially outdated data. We define two partial collectives – *solo allreduce*, a wait-free operation that one process triggers; and *majority allreduce*, in which the majority must participate.

Our theoretical analysis shows that solo allreduce does not guarantee bounded error, as necessary in SGD, yet empirically converges in cases of moderate load imbalance. Majority allreduce is proven to bound the error, but is not completely wait-free. The statistical guarantee, however, is sufficient to both train deep neural networks and avoid the delays.

We show that solo and majority collectives are suitable for different cases, depending on load imbalance severity.

Our main contributions are:

- A detailed analysis of workload imbalance in deep learning training.
- Definition and implementation of partial collectives, specifically majority and solo allreduce.
- Eager-SGD for asynchronous decentralized distributed training of neural networks with proof of convergence.
- An experimental study of convergence and training speed for multiple networks, achieving $1.27\times$ speedup over synchronous SGD on a video classification task without losing accuracy.

2 Load-Imbalance in Deep Learning

Load imbalance widely exists in the training of deep learning models, which can be caused by either the applications or the system itself [27, 28, 31, 32, 49].

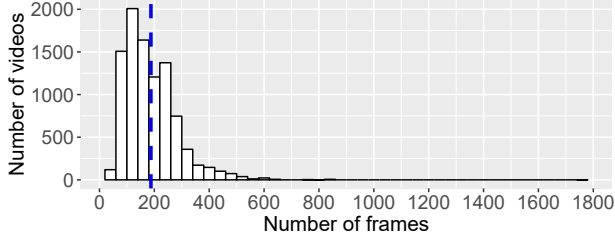
2.1 Video Processing

Long short-term memory (LSTM) [23] is a type of unit cell in Recurrent Neural Networks (RNN). In video classification tasks, LSTMs are used [7, 18, 60] to process a sequence of frames for a video as input (optionally following convolutional neural networks that preprocess the images to features), and output a probability distribution over a set of classes. Due to the recurrent structure of the network, the computational overhead is proportional to the number of frames in the input video.

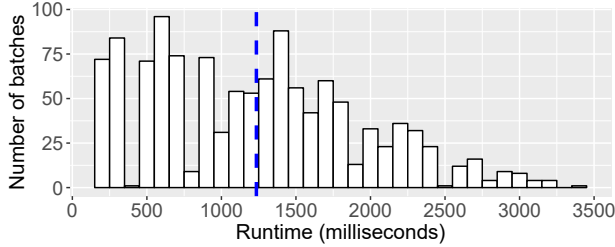
Fig. 2a shows the video length distribution (the number of frames) over all 9,537 videos in the training dataset of UCF101 [53]. The video length is distributed between 29 and 1,776 frames, with a *mean* frame count of 187 and *standard deviation* of 97. Fig. 2b shows the runtime distribution over the 1,192 sampled batches in two epochs to train a 2,048-wide single-layer LSTM model on video frame features. As is standard in variable-length training, videos with similar lengths are grouped into buckets for performance. The runtime is distributed from 201 ms to 3,410 ms, with a *mean* runtime of 1,235 ms and *standard deviation* of 706 ms. These statistics above show that training an LSTM model for video classification exhibits inherent load imbalance.

2.2 Language Processing

Transformers [57] are sequence-to-sequence models that translate a sequence of words from one language to another. Different from RNN, a Transformer network replaces the recurrent structure with an attention mechanism. To train the Transformer model, the computation overhead increases with the length of the input (and output) sentences. Typically, the sentences in the training dataset for a language model have various lengths, and thus the workload is unbalanced across different batches. Fig. 3 shows the runtime distribution over the 20,653 randomly sampled batches in 1/3 epoch to train a Transformer on the WMT16 dataset. The runtime is



(a) Video length distribution.



(b) Runtime distribution on a P100 GPU (batch size=16).

Figure 2. Load imbalance in the training of an LSTM model on UCF101 [53].

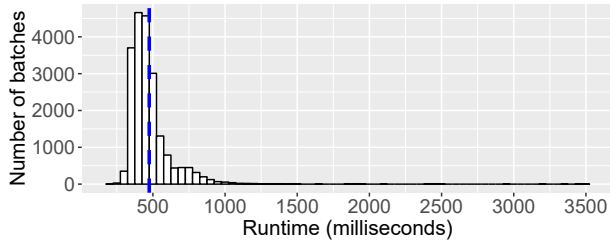


Figure 3. Runtime distribution on a P100 GPU (batch size = 64), using a Transformer model on WMT16.

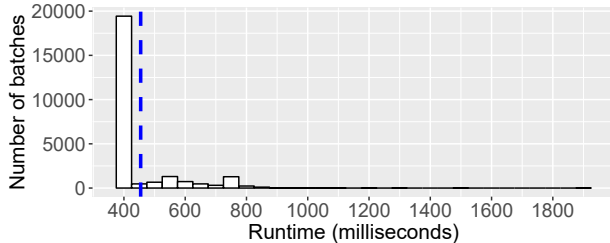


Figure 4. Runtime distribution on Google Cloud with 2xV100 GPUs (batch size=256, ResNet-50 on ImageNet).

distributed from 179 ms to 3,482 ms with a *mean* of 475 ms and *standard deviation* of 144 ms, which shows the inherent load imbalance in language model training.

2.3 Training in the Cloud

Performance variability is common in cloud computing [31, 32, 49]. Fig. 4 shows the runtime distribution over the sampled batches for 5 epochs of training for the classic ResNet-50

model [21] on ImageNet [14], on a standard Google Cloud instance (n1-standard-16 with 2x Nvidia V100 GPUs). The runtime is distributed from 399 ms to 1,892 ms with a *mean* of 454 ms and *standard deviation* of 116 ms. Since ResNet-50 on ImageNet has the same input size for different batches, the load imbalance is caused mainly by the system. Compared with imbalanced applications (e.g., Transformer, LSTM), the load imbalance on cloud servers is relatively light.

3 Distributed Deep Learning

Deep neural networks are continuously differentiable functions that are composed of multiple operators, representable by a directed acyclic graph [36]. The gradient of those functions can be computed using the backpropagation algorithm [37], processing the nodes in the DAG in a reverse topological order. Deep learning frameworks, such as TensorFlow [1], typically execute parallel operations in the DAG in arbitrary order.

Algorithm 1 Distributed Minibatch SGD

- 1: **for** $t = 0$ **to** T **do**
 - 2: $\vec{x}, \vec{y} \leftarrow$ Sample B elements from dataset
 - 3: $w_t \leftarrow$ Obtain parameters from global view
 - 4: $\vec{z} \leftarrow \ell(w_t, \vec{x}, \vec{y})$
 - 5: $G_t \leftarrow \frac{1}{B} \sum_{i=0}^B \nabla \ell(w_t, \vec{z}_i)$
 - 6: $\Delta w \leftarrow U(G_t, w_{(0, \dots, t)}, t)$
 - 7: Update global view of parameters to $w_t + \Delta w$
 - 8: **end for**
-

Supervised deep neural network training typically involves first-order optimization in the form of Stochastic Gradient Descent (SGD) [48]. SGD optimizes the expected loss value over the “true” distribution of input samples by descending in the direction of a random subset of the training samples (minibatch). In a distributed data-parallel setting, the SGD algorithm (Algorithm 1) consists of multiple learner processes, each of which updates a global view of the parameters w according to a different random minibatch at the same time. Given an update rule U and local minibatch of size B , the learners modify the global view of the parameters by using an average of the gradients G_t obtained by the agents.

A straightforward manner to maintain a global view is using a Parameter Server (PS) architecture [13], where one or several nodes assume the role of a PS, broadcasting up-to-date weights (line 3) to learners prior to each step and aggregating gradients from them (line 7). This enables the PS to asynchronously update the global view [46], or require a fraction of learners to send gradients before progressing to the next step [22].

As the PS model is generally not scalable, another mode of operation implements SGD using collective operations. In such implementations, accumulating the gradients (line 7) is done via an allreduce operation, where each learner

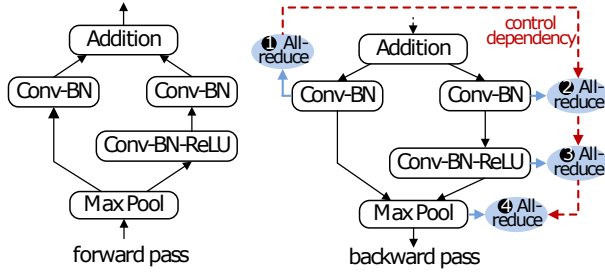


Figure 5. Adding control dependency in the computation DAG, using a block of ResNet-50 as an example.

contains its own local view of the weights [10]. Horovod [51] is one such implementation over the TensorFlow framework, which also fuses several allreduce operations into one in order to reduce overhead. However, due to the arbitrary order of execution imposed by the frameworks, Horovod uses a master process for negotiation communication (achieving consensus on which parameters are sent).

A more scalable method, used in the Deep500 DSGD optimizer [9], is to ensure an order of communication execution by adding control dependencies into the computation DAG, as shown in Fig. 5. In the backward pass, the allreduce operations are executed in a specific order after finishing the local gradient computation. We use the same method when implementing eager-SGD. Note that synchronizing gradient order can be avoided completely using non-blocking collectives [42]. In this mode, each gradient communication message is assigned to an agreed-upon numeric tag, and multiple allreduce operations may be in-flight concurrently. Prior to updating the local view of the weights, a `waitall` command must be issued. All in all, these approaches reduce overhead in imbalanced loads by overlapping communication and computation, but do not mitigate it completely.

4 Partial Collective Operations

A collective communication involves a set of processes that cooperate to progress their internal state. Some of these operations, e.g., allreduce, implicitly synchronize the participants: the operation cannot terminate before the slowest process joins it. We define these collectives as *synchronous* and introduce a new class of *partial* collectives that relax the synchronization. We now discuss two variants of partial collectives: *solo* and *majority*.

4.1 Solo Collectives

A solo collective [17] is a wait-free operation, which forces the slow processes to execute the collective as soon as there is one process executing it. This process, called *initiator*, is in charge of informing the others to join the collective. While solo collectives remove the synchronization delays, they change the semantics of collective operations, which

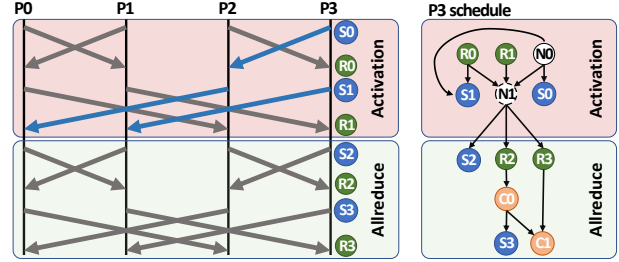


Figure 6. Solo collective activation (left) and process schedule (right). Operations are represented by circles: blue = send, green = receive, orange = computation, white = NOP. A dashed border means the operation can be fired as soon as one of its dependencies are satisfied.

may now be completed by using stale data from the slow processes.

4.1.1 Schedule Activation

We define a *schedule* as a set of operations that a process executes in order to globally progress the collective operation. In particular, a schedule is a directed acyclic graph (DAG) where the vertices are operations and the edges are happens-before dependencies among them. We define the following operations:

- Point-to-point communications: sends and receives.
- Computations: simple computations defined between two arrays of data items. The type of the data items is defined according to the MPI basic types [42].
- Non-operations (NOP): complete immediately and are only used to build dependencies.

Operations can be dependent on zero, one, or more other operations (with *and* or *or* logic) of the same schedule.

The main difference between synchronous and solo collectives is the time at which processes activate (i.e., starts executing) their schedule. For synchronous collectives, the schedule is executed only when a process reaches the collective function call (e.g., `MPI_Allreduce`). We define this activation as **internal**. For solo collectives, an **external** activation is also possible: the processes start executing the schedule because of an activation message received from the initiator, which starts broadcasting it immediately after the internal activation of its schedule. In particular, a solo collective is composed of two schedules: one for broadcasting the activation and the other one for executing the collective operation.

In a solo collective, any process can become the initiator, hence any process must be capable of broadcasting the activation message. The activation broadcast is implemented as a modified version of the recursive doubling communication scheme: this is equivalent to the union of P binomial trees (optimal for small message broadcast, like the activation) rooted at the different nodes.

Activation example Fig. 6 shows a solo allreduce example. On the left, we show the global communications view that is split in two phases: activation and allreduce. The highlighted communication shows the activation path if the initiator is, e.g., process P3. For the allreduce, we use a recursive doubling implementation. Note that any collective implementation that can be expressed as a schedule can be linked to the activation phase. On the right we show the internal schedule of process P3. An internal activation (i.e., P3 making the function call explicitly) translates in the execution of NOP 0 (N0): this leads to the send operations S0 and S1 being fired to start broadcasting the activation message and to the execution of N1, which signals the activation of the allreduce schedule. Alternatively, if P3 is not the initiator, it will receive a message in receive R0 or R1: if the activation is received by R0, then P3 has to forward the activation message to P1 with send S1 (i.e., P3 is an internal node of the activation binomial tree). Also in this case NOP N1 will be executed, leading to the execution of the allreduce schedule.

Multiple initiators Multiple processes may join the collective at the same time: in this case we need to ensure that the collective is executed only once. To address this issue, we set the operations to be *consumable*, meaning that the same operation cannot be executed twice. For example, let us assume that nodes P2 and P3 reach their internal activation at the same time. When P3 receives the activation message from P2 (i.e., through R0) there are two possible cases: 1) S1 is still not consumed and then it is executed; 2) S1 has been fired due to the internal activation and will not be executed a second time. NOPs are also consumable, hence N1 (i.e., the activation) can be executed only once.

Persistent schedules Processes can be asked to join a solo collective only once before they reach their internal activation: once the schedule is executed, it needs to be re-created by the application in order to be executed again. To enable multiple asynchronous executions of solo collectives, we introduce *persistent schedules*. Such schedules transparently replicate themselves once executed, able to serve a new solo collective without requiring application intervention. Multiple executions of the same solo collective overwrite the data in the receive buffer, which always contains the value of the latest execution.

4.2 Majority Collectives

An issue of solo collectives is that if one or few processes are always faster than the others, then the collective will always complete by taking the stale data of the slower processes. In cases like DNN training, this scenario may negatively impact the convergence because the training will advance only considering the updates of few processes. To overcome this issue, we introduce *majority* collectives, which requires at least half of the processes to join before completing. We implement majority collectives by not letting any process

become the initiator, as in solo collectives. Instead, at each execution of a persistent schedule, the processes designate an initiator by randomly selecting a rank (consensus is achieved by using the same seed for all the processes). When a process joins the collective (i.e., internal activation), it checks whether it is the designated initiator: only in that case it keeps running the internal activation followed by the actual collective schedule.

We now discuss how the above described implementation can provide a statistical guarantee that at least half of the processes on average contribute to the collective. Suppose the same collective operation is called by many iterations, such as in model training. We sort all the P processes by the time they reach a collective operation. Since the probability that any process is specified as the initiator is equal to $1/P$, the expectation of the randomly specified initiator is the $P/2$ -th process among the sorted processes, namely on average half of the processes reach the collective operation earlier than the initiator. For a workload distribution with one mode and a tail, such as in Figs. 2, 3, and 4, the probability that part of the processes reach the collective at a similar time to the initiator is high; then, more than half of the processes on average actively participate in the operation.

4.3 Asynchronous Execution by Library Offloading

The schedule of a partial collective can be asynchronously executed with respect to the application. We develop *fflib2*, a communication library that allows to express communication schedules and offload their execution to the library itself. The schedule execution can take place on the application thread (i.e., when the application enters the library), or on an auxiliary thread. Once the application creates and commits a schedule, the library starts executing all the operations that have no dependencies. The remaining ones are executed as their dependencies are satisfied.

4.4 Discussion

Offloading the schedule execution to the network interface card (NIC) can provide different advantages such as asynchronous execution, lower latency, and streaming processing. Di Girolamo et al. [17] show how solo collectives can be offloaded to Portals 4 [8] NICs by using triggered operations. This approach is limited by the amount of NIC resources that bounds the number of times a persistent schedule can be executed without application intervention. This limit can be removed by implementing the schedule execution with the sPIN programming model [24], which allows to execute user-defined code on the NIC. A sPIN implementation of *fflib2* would then be able to replicate the schedule on-the-fly upon completion.

Algorithm 2 Eager-SGD

```

1:  $b$  is local batchsize for  $P$  processes
2: for  $t = 0$  to  $T$  do
3:    $\tilde{x}, \tilde{y} \leftarrow$  Each process samples  $b$  elements from dataset
4:    $\tilde{z} \leftarrow \ell(w_t, \tilde{x}, \tilde{y})$ 
5:    $G_t^{local} \leftarrow \frac{1}{b} \sum_{i=0}^b \nabla \ell(w_t, \tilde{z}_i)$ 
6:    $G_t^{global} \leftarrow \frac{1}{P}$  partial_allreduce ( $G_t^{local}$ )
7:    $\Delta w \leftarrow U(G_t^{global}, w_{(0, \dots, t)}, t)$ 
8:    $w_{t+1} \leftarrow w_t + \Delta w$ 
9: end for
  
```

5 Eager-SGD algorithm

Algorithm 2 illustrates the main procedure of eager-SGD. Instead of calling a synchronous allreduce in the distributed optimizer (Fig. 5) to accumulate the gradients, eager-SGD uses the partial allreduce operations (Line 7). Either solo or majority allreduce can be used depending on the severity of load imbalance.

Fig. 7 presents an example of how eager-SGD works with partial collectives, in which w_t^p and G_t^p represent the weights and the gradients calculated on process p at training step t , respectively, and $U(G, w)$ represents the update rule. In step t , suppose process P1 is faster than process P0. P1 finishes the computation of G_t^1 and then triggers the partial allreduce operation. Since P0 does not finish the computation of G_t^0 at this time, it only passively contributes null gradients G_{null} to the partial allreduce at step t . After P0 finishes the computation of G_t^0 , it finds out that the partial allreduce at step t is already finished by checking the results in the receive buffer. P0 updates the weights of step $t+1$ using G_t^1 stored in the receive buffer of the partial allreduce and G_t^0 becomes the stale gradients. The stale gradient G_t^0 is then stored in the send buffer. If P0 does not catch up with P1 at step $t+1$, P0 will passively participate in the partial allreduce again and contribute G_t^0 . If P0 catches up with P1 at step $t+1$ (as in the case shown in Fig. 7), P0 will add G_t^0 and G_{t+1}^0 (calculated in step $t+1$) together, and contribute the accumulated gradients $G_{t+1}^{0'}$ to the partial allreduce; P0 resets the send buffer to G_{null} after finishing allreduce.

In severe load imbalance situations, some slower processes may lag behind by more than one step. The data in the receive buffer of the partial allreduce will then be overwritten and only the latest data in the receive buffer can be seen, which results in different weights on different processes. This may result in slightly lower accuracy as shown in Section 7.2.2. Thus, we periodically synchronize the models across all processes to eliminate the side effect. Since we only synchronize the models every few epochs, the overhead can be ignored.

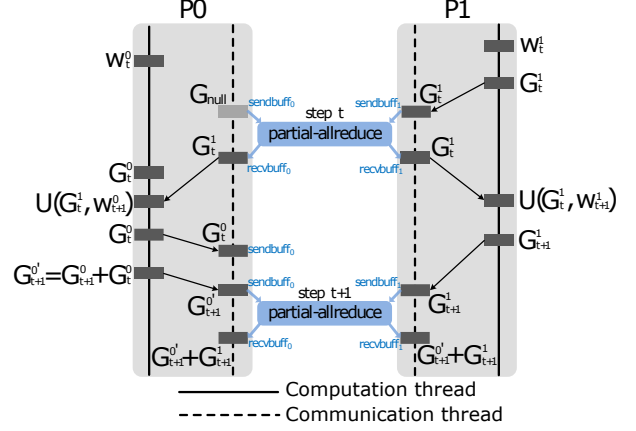


Figure 7. Partial collective operations in eager-SGD.

6 Correctness and Convergence Guarantees

6.1 System Model

We prove that, under a reasonable set of modeling assumptions, the eager-SGD algorithm will still converge. We assume a system with P asynchronous processors indexed as $i \in \{0, 1, \dots, P-1\}$, which take steps at different speeds.

For simplicity, we break down the execution at each processor into *steps*: at step t , we assume that each processor i has collected a local view of the parameters, which we denote by w_t^i . We then proceed as follows: the processor computes the gradient G_t^i on a randomly sampled mini-batch, with respect to the local view w_t^i , and enters an *partial-allreduce* for the step, whose goal is to attempt to communicate its current parameter updates to other processors. At the end of this, the process obtains its next view of the parameters w_{t+1}^i , which it will use in the following step $t+1$.

From a global perspective, we can split the execution in serial fashion into *rounds*, where each round can be mapped to the *partial-allreduce* of corresponding index. Without loss of generality, we assume that each processor participates in each round t , since it eventually submits an update to the corresponding *partial-allreduce*, which we denote by $ADS(t)$, for *asynchronous distributed sum*. However, its update may or may not be delivered to the other processors. Each *partial-allreduce* has the following semantics:

- **(Invocation)** Each process i proposes a d -dimensional vector R_t^i , corresponding to its current proposed update, to $ADS(t)$.
- **(Response)** Each process i receives a tuple $\langle U_t, s_t^i \rangle$, where U_t is the d -dimensional update to the parameter set corresponding to round t , as decided by the shared object $ADS(t)$, and s_t^i is a boolean stating whether the update by process i has been included in U_t .

We can therefore rephrase the algorithm as having each process invoke the $ADS(t)$ object in each round, with its current update. If its update is not “accepted” ($s_t^i = \text{false}$) then

the processor simply adds it to its update in the next iteration. The ADS objects we implement provide the following guarantees.

Lemma 6.1. *Each ADS object ensures the following:*

1. (**Liveness**) *The ADS(t) object eventually returns an output at every invoking process.*
2. (**Safety**) *The output is consistent, in the sense that (1) it is a correct average of a subset of the proposed updates in the round; (2) the returned bits reflect its composition; and (3) the output is the same at every invoking process.*
3. (**Quorum Size**) *The subset of proposed updates included in the output is of size $Q \geq 1$, where Q is a lower bound parameter ensured by the algorithm.*
4. (**Staleness Bound**) *There exists a bounded parameter τ such that any update by a process can be rejected by the ADS objects for at most τ consecutive rounds from the time it was generated before being accepted.*

Proof. The proof of the above properties follows directly from the structure of the partial-allreduce algorithm, and is therefore skipped. \square

6.2 Convergence Proof

We now show that these properties are sufficient for eager-SGD to ensure convergence for a standard class of smooth non-convex objectives. In the following, all norms are ℓ_2 -norms, unless otherwise stated.

Assumption 1 (Loss Function). *We assume that our objective loss function $f : \mathbb{R}^d \rightarrow \mathbb{R}$ satisfies the following standard properties:*

- (**Lower Bound**) *The function f is bounded from below, that is, there exists a finite value m such that, $\forall \vec{x} \in \mathbb{R}^d, f(\vec{x}) \geq m$.*
- (**Smoothness**) *The function f is L -smooth, i.e.*

$$\forall \vec{x}, \vec{y} \in \mathbb{R}^d, \|\nabla f(\vec{x}) - \nabla f(\vec{y})\| \leq L\|\vec{x} - \vec{y}\| \text{ for } L > 0.$$

Further, we make the following standard assumptions about the gradients generated by the nodes:

Assumption 2 (Gradients). *For any round t and processor i , the gradients G_t^i generated by the processes satisfy the following, where expectations are taken with respect to the random data sampling at round t .*

- (**Unbiasedness**) *The stochastic gradients are unbiased estimators of the true gradients:*

$$\forall \vec{x} \in \mathbb{R}^d, \mathbb{E}[G_t^i(\vec{x})] = \nabla f(\vec{x}),$$

- (**Second Moment Bound**) *There exists a constant M such that*

$$\forall \vec{x} \in \mathbb{R}^d, \mathbb{E}[\|G_t^i(\vec{x})\|^2] \leq M^2.$$

Analytic View of the Algorithm. Let us fix a global round $t + 1$, and consider the view of an arbitrary process i , w_{t+1}^i at the beginning of this round. Recall that this view consists of the view returned by the object ADS(t). Therefore, by

Lemma 6.1, this view must include the sum of at least Q distinct gradients generated in each previous round, possibly together with some additional gradients, some of which are included in their corresponding round, and some of which are delayed. Conversely, if we consider the gradients which have been proposed to ADS objects by all nodes by time t and are *not included* in this view, we have that there can be at most $P - Q$ such gradients for any previous round, up to maximum time τ in the past. We formalize this observation as follows.

Define recursively the auxiliary random variable Λ_t such that for every round $t \geq 0$,

$$\Lambda_{t+1} = \Lambda_t - \frac{\alpha}{P} \sum_{i=0}^{P-1} G_t^i(w_t^i),$$

where $\alpha > 0$ is the learning rate, which we assume to be constant. Without loss of generality, we set $\Lambda_0 = 0^d$. Intuitively, Λ_t would like to follow the “clean” SGD iteration, by including all the gradients generated by the end of round t . However, one technical issue is that these gradients are generated not with respect to the model Λ_{t-1} (which would allow us to perform a standard SGD analysis) but with respect to the partial views w_t^i . We will overcome this obstacle by leveraging the fact that the partial view w_t^i cannot be too far from Λ_t . More precisely, the discussion in the previous paragraph implies:

Lemma 6.2. *For any $t \geq 0$ and process i , we have:*

$$\mathbb{E}[\|\Lambda_t - w_t^i\|^2] \leq \alpha^2 \tau M^2 (P - Q) / P^2.$$

Proof. Let δ_t^j be a binary indicator random variable that is true if the gradient generated by process j at iteration t is not delivered by the ADS(t) object. Then, we have that:

$$\|\Lambda_t - w_t^i\|^2 = \left\| \sum_{t=1}^{\infty} \alpha \sum_{j=1}^P \delta_t^j G_t^j / P \right\|^2 \quad (1)$$

$$= \left\| \sum_{t=1}^{\tau} \alpha \sum_{j=1}^P \delta_t^j G_t^j / P \right\|^2 \quad (2)$$

$$\leq \sum_{t=1}^{\tau} (\alpha^2 / P^2) \sum_{j=1}^P \delta_t^j \|G_t^j\|^2, \quad (3)$$

where we have used the properties stated in Lemma 6.1 (in particular the Staleness Bound), and the triangle inequality. Next, we notice that (1) the expected squared norm of each of the missing gradients is bounded by M^2 (by the second moment bound), and that (2) there can be at most $P - Q$ delayed gradients from each round (by the Quorum Size bound). This finally implies the claimed inequality:

$$\mathbb{E}[\|\Lambda_t - w_t^i\|^2] \leq (\alpha^2 / P^2) \sum_{t=1}^{\tau} \sum_{j=1}^P \delta_t^j \mathbb{E}[\|G_t^j\|^2] \quad (4)$$

$$\leq \alpha^2 \tau M^2 (P - Q) / P^2. \quad (5)$$

\square

Convergence Bound. Finally, we put all the machinery together to obtain the following convergence bound:

Theorem 6.3 (Eager-SGD Convergence). *Consider an arbitrary objective function f and gradient sampling scheme satisfying Assumptions 1 and 2. Fix the success parameter $\epsilon > 0$. Then, if we execute the eager-SGD algorithm for constant learning rate value*

$$\alpha \leq \min \left(\frac{\sqrt{\epsilon}P}{\sqrt{12L^2\tau M^2(P-Q)}}, \frac{\sqrt{\epsilon}P}{\sqrt{4L\tau M^2(P-Q)}}, \frac{\epsilon}{12M^2L} \right)$$

for $T = \Theta \left(\frac{f(w_0) - m}{\epsilon\alpha} \right)$ iterations, we are guaranteed to reach some iterate w_{t^*} with $1 \leq t \leq T$ such that

$$\mathbb{E} \|\nabla f(w_{t^*})\|^2 \leq \epsilon.$$

Proof. We begin from the definition of Λ_t :

$$\Lambda_{t+1} = \Lambda_t - \frac{\alpha}{P} \sum_{i=0}^{P-1} G_t^i(w_t). \quad (6)$$

We will first prove the above statement for the iterate Λ_t , and then will extend the proof for w_t . For simplicity, let us denote $G_t = \sum_{i=0}^{P-1} G_t^i(w_t)$. We can use the Taylor expansion of $f(\Lambda_{t+1})$ around Λ_t and the smoothness condition to obtain the following inequality:

$$\begin{aligned} f(\Lambda_{t+1}) &\leq f(\Lambda_t) + (\Lambda_{t+1} - \Lambda_t)^T \nabla f(\Lambda_t) + \frac{L}{2} \|\Lambda_{t+1} - \Lambda_t\|^2 \\ &= f(\Lambda_t) - \alpha \nabla f(\Lambda_t)^T \nabla f(\Lambda_t) + \frac{\alpha^2 L}{2P^2} \|G_t\|^2 + \\ &\quad + \alpha (\nabla f(\Lambda_t) - G_t/P)^T \nabla f(\Lambda_t). \end{aligned}$$

We can therefore apply the expectation with respect to the random sampling at step t , the second moment bound assumption:

$$\begin{aligned} \mathbb{E} [f(\Lambda_{t+1}) | \Lambda_t] &\leq f(\Lambda_t) - \alpha \|\nabla f(\Lambda_t)\|^2 + \frac{\alpha^2 L}{2} M^2 \\ &\quad + \alpha (\nabla f(\Lambda_t) - \nabla f(w_t))^T \nabla f(\Lambda_t). \end{aligned}$$

To bound the last term, we can now apply the Cauchy-Schwarz inequality and the fact that the gradients are L -Lipschitz:

$$\begin{aligned} \mathbb{E} [f(\Lambda_{t+1}) | \Lambda_t] &\leq f(\Lambda_t) - \alpha \|\nabla f(\Lambda_t)\|^2 + \frac{\alpha^2 L}{2} M^2 \\ &\quad + \alpha L \|\Lambda_t - w_t\| \|\nabla f(\Lambda_t)\|. \end{aligned}$$

To further bound the last term, we can apply the classic inequality $a^2 + b^2 \geq 2ab$ together with Lemma 6.2 to obtain:

$$\begin{aligned} \mathbb{E} [f(\Lambda_{t+1}) | \Lambda_t] &\leq f(\Lambda_t) - \alpha \|\nabla f(\Lambda_t)\|^2 + \frac{\alpha^2 L}{2} M^2 \\ &\quad + \alpha \|\nabla f(\Lambda_t)\|^2 / 2 + \frac{\alpha^3 L^2 \tau M^2 (P-Q)}{2P^2}. \end{aligned}$$

Rearranging terms and taking total expectation:

$$\begin{aligned} \mathbb{E} [\|\nabla f(\Lambda_t)\|^2] &\leq \frac{2\mathbb{E} [f(\Lambda_t) - f(\Lambda_{t+1})]}{\alpha} + \alpha M^2 L \\ &\quad + \alpha^2 \tau L^2 M^2 (P-Q) / P^2. \end{aligned}$$

Summing across all t and dividing by T , we get:

$$\begin{aligned} \min_{1 \leq t \leq T} \mathbb{E} [\|\nabla f(\Lambda_t)\|^2] &\leq \frac{1}{T} \sum_t \mathbb{E} [\|\nabla f(\Lambda_t)\|^2] \leq \\ &\leq \frac{2(f(\Lambda_0) - m)}{\alpha T} + \alpha M^2 L + \alpha^2 L^2 \tau M^2 (P-Q) / P^2. \end{aligned}$$

We now study the set of conditions for each of the three RHS terms to be less than $\epsilon/12$. We have that it is sufficient for the following three conditions to hold:

1. $T \geq \frac{24(f(\Lambda_0) - m)}{\alpha\epsilon}$;
2. $\alpha \leq \frac{\epsilon}{12M^2L}$;
3. $\alpha \leq \frac{\sqrt{\epsilon}P}{\sqrt{12L^2\tau M^2(P-Q)}}$.

All these conditions hold by assumption from the theorem statement. We have therefore obtained that there exists t^* such that $\|\nabla f(\Lambda_{t^*})\|^2 \leq \epsilon/4$. However, by smoothness and Lemma 6.2 we know that

$$\mathbb{E} \|\nabla f(\Lambda_{t^*}) - \nabla f(w_{t^*})\|^2 \leq \alpha^2 L \tau M^2 (P-Q) / P^2 \leq \epsilon/4,$$

where we have used the assumption in the theorem statement on the upper bound on α . Finally, we can apply the classic inequality $\|a+b\|^2 \leq 2(\|a\|^2 + \|b\|^2)$ to obtain that

$$\mathbb{E} \|\nabla f(w_{t^*})\|^2 \leq \epsilon.$$

□

Discussion We make the following observations regarding the bound. First, we note that, since we analyze non-convex objectives, we must settle for a weaker notion of convergence than in the convex case (where we can prove convergence to a global minimum): specifically, we prove that, for a given sequence of learning rates, the algorithm will converge to a point of negligible gradient. Second, we note the dependence in $\sqrt{\tau}$ and $\sqrt{(P-Q)}$ for the number of iterations to convergence, i.e.:

$$T \geq \Theta \left(\frac{(f(w_0) - m) \sqrt{\tau(P-Q)}}{P\epsilon^{3/2}} \right).$$

Thus, we would like the maximum delay and the number of “missed” gradients per round to be minimized. However, obviously, having no stragglers would imply higher synchronization cost. This suggests that, in practice, the algorithm should trade off the additional performance cost of synchronization with the slower convergence due to delayed gradient information.

Table 1. Neural networks used for evaluation.

Tasks	Models	Parameters	Train data size	Batch size	Epochs	Processes
Hyperplane regression	One-layer MLP	8,193	32,768 points	2,048	48	8
Cifar-10	ResNet-32 [21]	467,194	50,000 images	512	190	8
ImageNet [14]	ResNet-50 [21]	25,559,081	1,281,167 images	8,192	90	64
UCF101 [53]	Inception+LSTM [61]	34,663,525	9,537 videos	128	50	8

7 Evaluation

Experiments are conducted on the CSCS Piz Daint super-computer with Cray Aries interconnect. Each XC50 compute node contains a 12-core Intel Xeon E5-2690 CPU with 64 GiB RAM, and one NVIDIA Tesla P100 GPU. The communication library is Cray MPICH 7.7.2. We use one MPI process per node and utilize the GPU for acceleration in all following experiments. First, we evaluate the performance of the partial collective operations using a microbenchmark. Then, we use the different neural networks summarized in Table 1 to compare our eager-SGD with the state-of-the-art synch-SGD implementations (Horovod [51] and Deep500 [9]), the asynchronous centralized SGD [1], and the gossip-based SGDs [4, 39], under simulated and real workload imbalance environments.

```

1 sendbuff={0}; rcvbuff={0}; //initialization
2 pid = process ID; psize = processes number;
3 for(i = 0; i < ITER; i++) {
4   usleep(pid * 1000); //linearly skewed
5   sendbuff = {1}; //assign useful values
6
7   begin = MPI_Wtime();
8   call MPI/Solo/Majority_Allreduce(sendbuff, rcvbuff);
9   latency_pid = MPI_Wtime() - begin;
10  average_latency = sum(latency_pid)/psize;
11
12  MPI_Barrier(); //synchronize before the next iteration
13  sendbuff = {0}; rcvbuff = {0}; //reset to dummy values
14 }

```

Figure 8. Microbenchmark used to test the latency of the collective operations.

7.1 Partial Allreduce Operations

We design a microbenchmark, shown in Fig. 8, to evaluate the performance of partial allreduce operations (*fflib2*) and MPI_Allreduce (Cray MPICH) with unbalanced workload. All the processes are linearly skewed before calling the collective operations and the average latency among all the processes is recorded. The microbenchmark is a special case with severe load imbalance, which is useful to verify the statistical guarantee of majority allreduce. Experimental results on 32 processes are presented in Fig. 9. Compared with MPI_Allreduce, solo and majority allreduce operations

reduce the latency by on average 53.32x and 2.46x, respectively. This is because all the processes (except the slowest one) for MPI_Allreduce are delayed; solo allreduce is not delayed since the fastest process will trigger the operation immediately; and majority allreduce has to wait for a randomly specified process to trigger the operation, and thus it is moderately delayed.

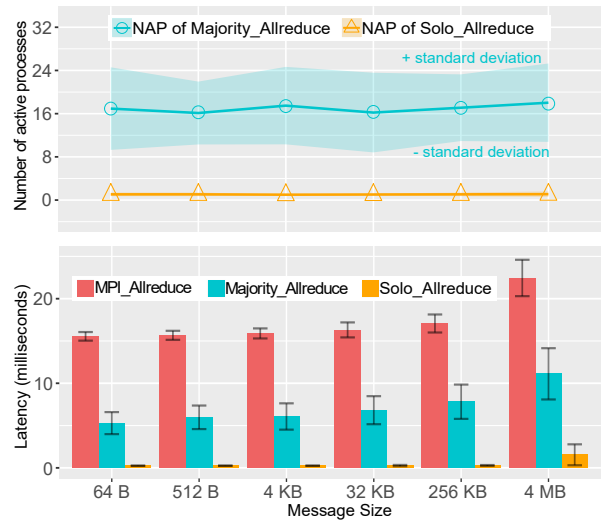
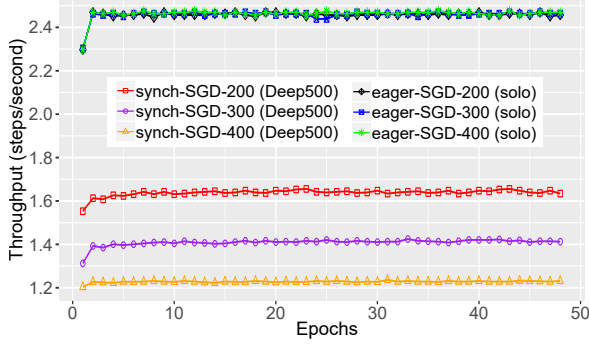
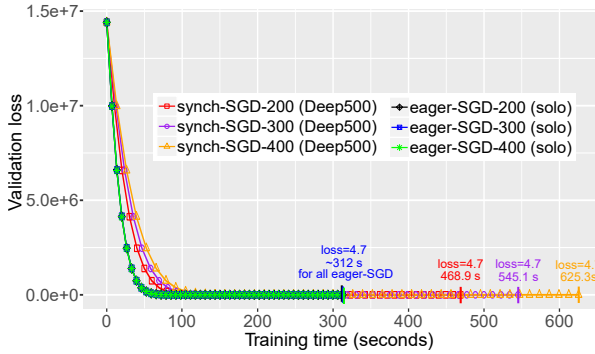


Figure 9. Average latency comparison between MPI_Allreduce and partial allreduce running on 32 processes by 64 iterations. Processes are linearly skewed by injecting load imbalance from 1 ms to 32 ms.

For the partial collective operations, we refer to the initiator together with the processes that arrive at the operation before the initiator as the *active processes*, which contribute the latest data (line 5 in Fig. 8). The other processes only contribute null values (line 13 in Fig. 8). For solo allreduce, since the fastest process is the initiator and all the processes are fully skewed, the Number of Active Processes (NAP) is around 1, as shown in Fig. 9. For majority allreduce, since the initiator is randomly specified, the expectation of NAP is half of the total processes. On average 16 out of 32 processes for majority allreduce are active processes, which means half of the processes contribute the latest data when the processes are fully skewed.



(a) Throughput comparison.



(b) Validation Loss Comparison.

Figure 10. Comparison between synch-SGD and eager-SGD for hyperplane regression using 8 processes. "synch/eager-SGD-200/300/400" represent 200/300/400 ms load imbalance injection, respectively. Each point is at the boundary of one epoch.

7.2 Throughput and Convergence with Simulated Workload Imbalance

We use three networks shown in Table 1, including a multi-layer perceptron (MLP), ResNet-32, and ResNet-50, to evaluate the performance of eager-SGD with simulated workload imbalance. From the application perspective, these three networks have balanced workload during the distributed training, since each batch has equivalent workload. We manually inject delays to simulate the load imbalance environment caused by the training system, as discussed in Section 2.3.

7.2.1 Hyperplane Regression, Light Load Imbalance

We generate both training and validation datasets for a 8,192-dimensional hyperplane regression using the equation: $y = a_0x_0 + a_1x_1 + \dots + a_{8191}x_{8191} + noise$, where $(x_0, x_1, \dots, x_{8191})$ is the input vector and y is the label. An one-layer MLP is used to learn the coefficients $(a_0, a_1, \dots, a_{8191})$ of the hyperplane. We use 8 processes with the total batch size of 2,048 to train the model for 48 epochs. To simulate the load imbalance environment, we randomly select one process out of the 8

processes at every training step to inject a certain amount of delay, according to the variability shown in Fig. 4.

The throughput comparison between synch-SGD (Deep500) and eager-SGD (using solo allreduce) is shown in Fig. 10a. With 200, 300, and 400 ms load imbalance injection, eager-SGD achieves 1.50x, 1.75x, and 2.01x speedup over synch-SGD, respectively. We observe that the more severe the load imbalance, the worse the performance of synch-SGD because of the synchronization overhead. On the other hand, the performance of eager-SGD is stable. Given that the throughput on a single GPU node with batch size of 2,048 is 0.64 steps/s, eager-SGD with 400 ms load imbalance injection still achieves 3.8x speedup in strong scaling on 8 GPU nodes.

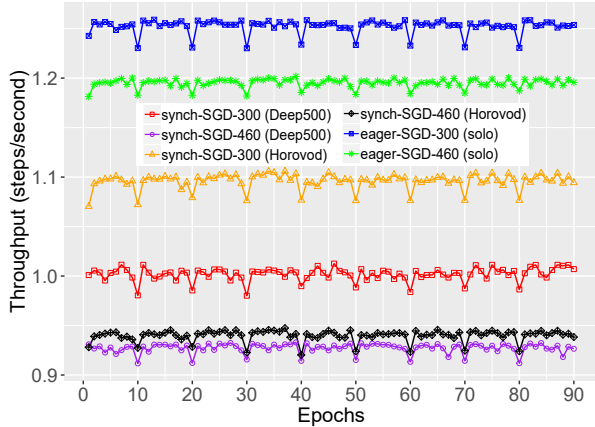
Fig. 10b presents the validation loss (mean squared error) as a function of the training time, which shows that eager-SGD using solo allreduce converges with equivalent loss value (around 4.7) to synch-SGD but significantly reduces the training time. Since the processes are not severely skewed and the stale gradients are added to the next training iteration (as discussed in Section 5), using solo allreduce is enough for convergence. When using majority allreduce, the throughput of eager-SGD is lower than using solo allreduce (1.64 step/s vs 1.37 step/s with 200 ms load imbalance injection).

7.2.2 ResNet-50 on ImageNet, Light Load Imbalance

Residual Network (ResNet) [21] is widely used in computer vision tasks. To evaluate the performance of eager-SGD, we use 64 processes with a total batch size of 8,192 to train ResNet-50 on ImageNet for 90 epochs. To simulate the load imbalance environment, we randomly select 4 processes out of the 64 processes at every training step to inject a certain amount of delay, according to the performance variability on Cloud machines discussed in Section 2.3.

Fig. 11a presents the throughput comparison between synch-SGD (Horovod and Deep500) and eager-SGD using solo allreduce. With 300 and 460 ms load imbalance injection, eager-SGD achieves 1.25x and 1.29x speedup over Deep500, respectively; 1.14x and 1.27x speedup over Horovod, respectively. Given that the throughput of a single GPU node with batch size of 128 is 1.56 steps/s, eager-SGD running on 64 processes with 460 ms load imbalance injection still achieves 49.8x speedup in weak scaling.

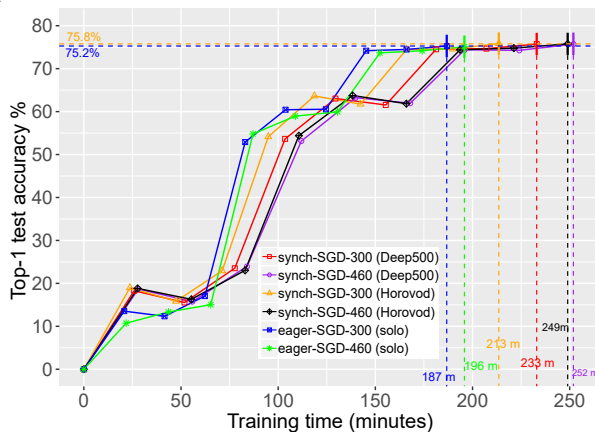
Fig. 11b and Fig. 11c present the Top-1 train and test accuracy as a function of the training time, respectively. We train the model three times for each SGD, and obtain stable accuracy results. For top-1 accuracy, Deep500 achieves 79.1% train accuracy and 75.7% test accuracy, Horovod achieves 79.0% train accuracy and 75.8% test accuracy, while eager-SGD using solo allreduce achieves 78.4% train accuracy and 75.2% test accuracy on average over different load imbalance injections. Note that without model synchronization at every 10 epochs, the top-1 test accuracy of eager-SGD decreases to 74.1%. For top-5 accuracy, synch-SGD achieves 92.6% test accuracy, while eager-SGD using solo allreduce achieves



(a) Throughput comparison. Each point is at the boundary of one epoch.



(b) Top-1 training accuracy. Each point is at the boundary of one epoch.



(c) Top-1 test accuracy. Each point is at the boundary of every 10 epochs.

Figure 11. Comparisons between synch-SGD and eager-SGD for ResNet-50 on ImageNet using 64 processes. "synch/eager-SGD-300/460" represent 300/460 ms load imbalance injection, respectively.

Table 2. Throughput comparison with the asynchronous centralized SGD and the gossip-based SGDs for ResNet-50 on ImageNet, using 64 processes (total batch size 8,192) under load imbalance environment.

SGDs	Asynch-PS [1]	D-PSGD [39]	SGP [4]	eager-SGD
step/s	0.45	0.94	1.02	1.19

92.4% test accuracy on average. The experimental results on ResNet-50 demonstrate that eager-SGD (solo) significantly improves the training speed without losing accuracy for deep neural networks in light load imbalance environment.

Table 2 presents the throughput comparison with the asynchronous centralized SGD and the gossip-based SGDs for ResNet-50 on ImageNet. We randomly select 4 processes out of the 64 processes at every training step and inject 460 ms delay for each selected process. Asynch-PS [1] is the asynchronous Parameter-Sever-based (centralized) SGD provided by TensorFlow. The throughput of Asynch-PS is the lowest among all the SGD variants because of the performance bottleneck on the sever. Compared with Asynch-PS, eager-SGD achieves 2.64 \times speedup. D-PSGD [39] and SGP [4] are gossip-based SGDs, which do not use global collective communication primitives, such as Allreduce. Alternatively, each process only communicates with its neighbors (two neighbors for D-PSGD and SGP). However, all the processes need to finish the communications of the current step before going to the next step. The Overlap SGP [4] can mitigate the synchronization effect by overlapping communication and computation. According to the parameter setup in [4], we configure SGP to use one step of gradient computation to overlap the communication, namely the communication synchronization is delayed by one step. Using communication topology optimizations [4, 40], each process can globally propagate its local update using $O(\log P)$ steps. Note that eager-SGD only uses $O(1)$ step to globally propagate the local update. As shown in Table 2, eager-SGD also outperforms the gossip-based SGDs because of the feature of asynchrony.

7.2.3 ResNet-32 on Cifar-10, Severe Load Imbalance

To test the robustness of eager-SGD, we train ResNet-32 on Cifar-10 with 8 processes for 190 epochs in a severe load imbalance environment. All 8 processes are skewed by injecting load imbalance from 50 ms to 400 ms at every training step. The injection amount over the processes is shifted after each step. Fig. 12 presents the test accuracy as a function of the training time. Eager-SGD using solo allreduce has the highest training speed but with lower test accuracy. Solo allreduce only waits for the fastest process to inform the other processes to participate in allreduce, but most of them will contribute stale gradients. Majority allreduce can solve the lower accuracy problem caused by solo allreduce, which achieves approximately equivalent accuracy to synch-SGD

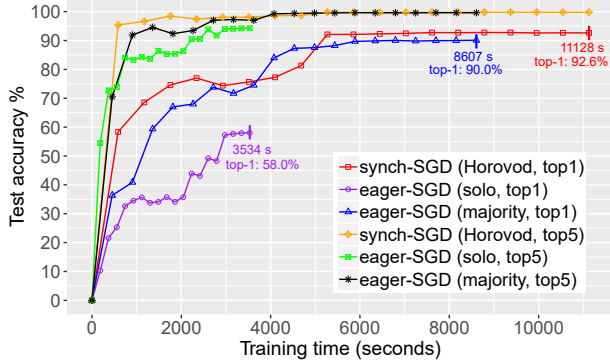


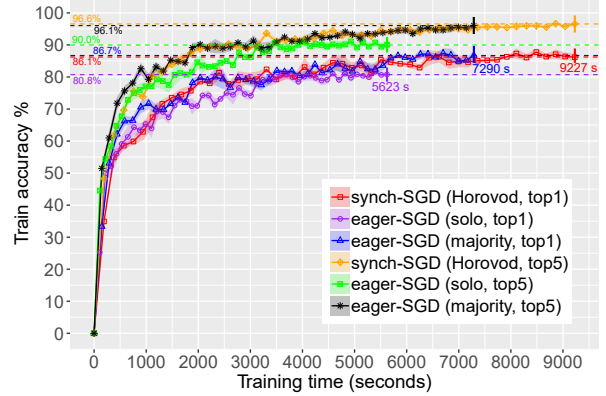
Figure 12. Top-1 test accuracy of synch-SGD (Horovod) and eager-SGD for ResNet-32 on Cifar-10 using 8 processes. Each point is at the boundary of every 10 epochs.

with 1.29x speedup. The results demonstrate that eager-SGD using majority allreduce is tolerant to severe load imbalance.

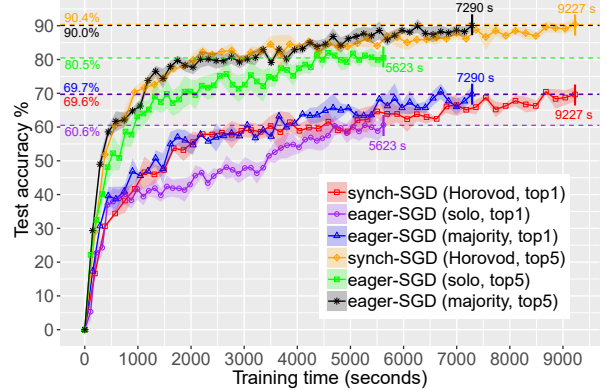
7.3 Case Study: Video Classification

As discussed in Section 2.1, LSTM on UCF101 for video classification has inherent workload imbalance because of different workload for different batches. We use Inception v3 [55], a CNN model, to extract a 2,048-wide feature from each frame of the videos, and then pass the sequences of features to an LSTM model. The training time reported in the paper is only for the LSTM model, not including the preprocessing time using Inception v3.

To evaluate eager-SGD, we use 8 processes with a total batch size of 128 to train LSTM on UCF101 for 50 epochs (more information is in Table 1). Fig. 13a and Fig. 13b present the train and test accuracy as a function of the training time, respectively. For each SGD, we train the model four times and plot the curves using the average values. Colored areas around the curves are confidence intervals with the boundaries representing the standard deviation. Although eager-SGD using solo allreduce achieves 1.64x speedup over Horovod, it has lower accuracy. Eager-SGD (solo) achieves on average 60.6% (up to 70.4%) top-1 test accuracy while Horovod achieves on average 69.6%. This is because the workload of the video model is severely unbalanced, and solo allreduce introduces too many stale gradients. In contrast, eager-SGD using majority allreduce achieves 1.27x speedup over Horovod with equivalent accuracy. For example, Horovod achieves on average 69.6% top-1 test accuracy (up to 72.2%) and 90.4% top-5 test accuracy (up to 91.9%), while eager-SGD using majority allreduce achieves on average 69.7% top-1 test accuracy (up to 72.8%) and 90.0% top-5 test accuracy (up to 91.7%). Train accuracy results (in Fig. 13a) show a similar trend as the test accuracy. Horovod achieves on average 86.1% top-1 train accuracy and 96.6% top-5 train accuracy, while eager-SGD using majority allreduce achieves



(a) Training accuracy.



(b) Test accuracy.

Figure 13. Training results for LSTM on UCF101 using 8 processes. Each point is at the boundary of one epoch.

on average 86.7% top-1 train accuracy and 96.1% top-5 train accuracy. All the accuracy results are consistent with that claimed in recent work [61]. The training speed and accuracy for Deep500 (not plotted in figures) are similar to Horovod. The results show that majority allreduce, with its statistical guarantee, is sufficient to both speed up training and achieve good accuracy.

The total training time for 50 epochs using a single GPU node with batch size of 16 and 128 is 34,301 seconds and 6,314 seconds, respectively. In weak scaling, Synch-SGD (Horovod) and eager-SGD using majority allreduce achieve 3.72x and 4.71x speedup on 8 GPU nodes, respectively. In strong scaling, synch-SGD and eager-SGD using majority allreduce do not have speedup on 8 GPU nodes; in contrast, eager-SGD using solo allreduce achieves 1.12x speedup on 8 GPU nodes in strong scaling, but with lower accuracy. Note that increasing the batch size can further improve the speedup in strong scaling for eager-SGD. However, large batch sizes commonly need carefully-tuned learning rate schedules to achieve good accuracy [59], which is out of scope.

8 Related Work

Deep learning Parameter Server SGD implementations use synchronous [20, 38], asynchronous [11, 13], stale- [22, 62], and approximate-synchronous [29] SGD, where the latter two limit the age and insignificance of the gradients, respectively. For synchronous Parameter Server SGD, communication granularity and scheduling optimizations [33] are studied to better overlap communication and computation. In a decentralized setting, asynchrony is achieved by performing communication on an explicit subset of the learners, e.g., forming a ring [40] or a general graph [58]; or on a random subset using Gossip Algorithms [12, 34]. These modes achieve some degree of asynchrony, but take $O(P)$ or $O(\log P)$ (for ring or gossip-based schemes, respectively) update steps to disseminate the information to all P learners. To the best of our knowledge, this is the first work that implements asynchronous and stale-synchronous decentralized SGD where the messages propagate to all nodes in one step.

Collective communication Several algorithms can be used to implement allreduce operations, and the optimal algorithm depends on network topology, number of processes, and message size [56]. For large message sizes and large number of processes, practical implementations employ the ring-allreduce [19] or the Rabenseifner’s Algorithm [44]. Independently from the specific algorithm, the semantic of the allreduce implies processes synchronization. With eager-SGD we relax this synchronization by using solo and majority allreduce operations.

9 Conclusions

In this work, we show that load imbalance is prevalent in deep learning problems with variable-length inputs, and increasingly becoming an issue in cloud systems. To that end, we propose eager-SGD: an asynchronous decentralized version of SGD where fast processes contribute gradients without waiting for slow processes. Using the resilience of machine learning to bounded error, we implement two variants of partial collectives — solo and majority allreduce — enabling this behavior without a central parameter server.

The experimental results reaffirm our theoretical analysis, showing that eager-SGD using solo allreduce speeds up the training process (1.29 \times and 2.64 \times faster than the synchronous decentralized SGD and the asynchronous centralized SGD on ImageNet, respectively) in light load imbalance environments. As the load imbalance increases, the convergence rate of solo allreduce degrades, in which case majority allreduce speeds up the training process (1.27 \times faster than the synchronous decentralized SGD on UCF101) yet desirable generalization.

The research can extend in different directions. Firstly, the promising results make eager-SGD attractive for other applications as well, such as language models and object detection. Secondly, in order to provide different quorum

sizes, it is possible to construct a spectrum between solo, majority, and full collectives. Lastly, partial collectives can be used for other algorithms beyond SGD.

Acknowledgments

This project has received funding from the European Research Council (ERC) under the European Union’s Horizon 2020 programme (grant agreement DAPP, No. 678880; grant agreement No. 805223, ERC Starting Grant ScaleML). We also would like to thank the Swiss National Supercomputing Center (CSCS) for providing the computing resources and for their excellent technical support.

References

- [1] Martín Abadi, Ashish Agarwal, Paul Barham, Eugene Brevdo, Zhifeng Chen, Craig Citro, Greg S. Corrado, Andy Davis, Jeffrey Dean, Matthieu Devin, Sanjay Ghemawat, Ian Goodfellow, Andrew Harp, Geoffrey Irving, Michael Isard, Yangqing Jia, Rafal Jozefowicz, Lukasz Kaiser, Manjunath Kudlur, Josh Levenberg, Dandelion Mané, Rajat Monga, Sherry Moore, Derek Murray, Chris Olah, Mike Schuster, Jonathon Shlens, Benoit Steiner, Ilya Sutskever, Kunal Talwar, Paul Tucker, Vincent Vanhoucke, Vijay Vasudevan, Fernanda Viégas, Oriol Vinyals, Pete Warden, Martin Wattenberg, Martin Wicke, Yuan Yu, and Xiaoqiang Zheng. 2015. TensorFlow: Large-Scale Machine Learning on Heterogeneous Systems. <https://www.tensorflow.org/> Software available from tensorflow.org.
- [2] Dan Alistarh, Torsten Hoefler, Mikael Johansson, Sarit Khirirat, Nikola Konstantinov, and Cedric Renggli. 2018. The Convergence of Sparsified Gradient Methods. In *Advances in Neural Information Processing Systems 31*. Curran Associates, Inc.
- [3] Dario Amodei and Danny Hernandez. 2018. AI and Compute. <https://openai.com/blog/ai-and-compute/>.
- [4] Mahmoud Assran, Nicolas Loizou, Nicolas Ballas, and Michael Rabbat. 2018. Stochastic gradient push for distributed deep learning. *arXiv preprint arXiv:1811.10792* (2018).
- [5] A. Awan, K. Hamidouche, J. Hashmi, and D. Panda. 2017. S-Caffe: Co-designing MPI Runtimes and Caffe for Scalable Deep Learning on Modern GPU Clusters.
- [6] Jimmy Ba and Brendan Frey. 2013. Adaptive dropout for training deep neural networks. In *Advances in Neural Information Processing Systems*. 3084–3092.
- [7] Nicolas Ballas, Li Yao, Chris Pal, and Aaron Courville. 2015. Delving Deeper into Convolutional Networks for Learning Video Representations. *arXiv e-prints* (2015). arXiv:1511.06432
- [8] Brian W Barrett, Ron Brightwell, E Ryan Grant, Scott Hemmert, Kevin Pedretti, Kyle Wheeler, Keith D Underwood, R Reisen, Torsten Hoefler, Arthur B Maccabe, and Trammell Hudson. 2018. The Portals 4.2 network programming interface. *Sandia National Laboratories, November 2018, Technical Report SAND2017-3825* (2018).
- [9] T. Ben-Nun, M. Besta, S. Huber, A. N. Ziogas, D. Peter, and T. Hoefler. 2019. A Modular Benchmarking Infrastructure for High-Performance and Reproducible Deep Learning. In *2019 IEEE International Parallel and Distributed Processing Symposium (IPDPS)*. 66–77. <https://doi.org/10.1109/IPDPS.2019.00018>
- [10] T. Ben-Nun and T. Hoefler. 2018. Demystifying Parallel and Distributed Deep Learning: An In-Depth Concurrency Analysis. *CoRR abs/1802.09941* (Feb. 2018).
- [11] Trishul Chilimbi, Yutaka Suzue, Johnson Apacible, and Karthik Kalyanaram. 2014. Project Adam: Building an Efficient and Scalable Deep Learning Training System. In *11th USENIX Symposium on Operating Systems Design and Implementation (OSDI 14)*. USENIX Association,

- Broomfield, CO, 571–582. <https://www.usenix.org/conference/osdi14/technical-sessions/presentation/chilimbi>
- [12] Jeff Daily, Abhinav Vishnu, Charles Siegel, Thomas Warfel, and Vinay Amaty. 2018. GossipGrad: Scalable Deep Learning using Gossip Communication based Asynchronous Gradient Descent. *CoRR* abs/1803.05880 (2018). [arXiv:1803.05880](http://arxiv.org/abs/1803.05880) <http://arxiv.org/abs/1803.05880>
- [13] Jeffrey Dean, Greg Corrado, Rajat Monga, Kai Chen, Matthieu Devin, Mark Mao, Andrew Senior, Paul Tucker, Ke Yang, Quoc V Le, and Andrew Y. Ng. 2012. Large scale distributed deep networks. In *Advances in neural information processing systems*. 1223–1231.
- [14] Jia Deng, Wei Dong, Richard Socher, Li-Jia Li, Kai Li, and Li Fei-Fei. 2009. Imagenet: A large-scale hierarchical image database. In *Proceedings of the 2009 IEEE Conference on Computer Vision and Pattern Recognition (CVPR)*. IEEE, 248–255.
- [15] Jacob Devlin, Ming-Wei Chang, Kenton Lee, and Kristina Toutanova. 2018. BERT: Pre-training of Deep Bidirectional Transformers for Language Understanding. *CoRR* abs/1810.04805 (2018). [arXiv:1810.04805](http://arxiv.org/abs/1810.04805) <http://arxiv.org/abs/1810.04805>
- [16] Terrance Devries and Graham W. Taylor. 2017. Improved Regularization of Convolutional Neural Networks with Cutout. *CoRR* abs/1708.04552 (2017). [arXiv:1708.04552](http://arxiv.org/abs/1708.04552) <http://arxiv.org/abs/1708.04552>
- [17] Salvatore Di Girolamo, Pierre Jolivet, Keith D Underwood, and Torsten Hoefer. 2015. Exploiting offload enabled network interfaces. In *2015 IEEE 23rd Annual Symposium on High-Performance Interconnects*. IEEE, 26–33.
- [18] Jeff Donahue, Lisa Anne Hendricks, Sergio Guadarrama, Marcus Rohrbach, Subhashini Venugopalan, Kate Saenko, and Trevor Darrell. 2014. Long-term Recurrent Convolutional Networks for Visual Recognition and Description. *CoRR* abs/1411.4389 (2014). [arXiv:1411.4389](http://arxiv.org/abs/1411.4389) <http://arxiv.org/abs/1411.4389>
- [19] Andrew Gibiansky. 2017. Bringing HPC techniques to deep learning.(2017). URL <http://research.baidu.com/bringing-hpc-techniques-deep-learning> (2017).
- [20] Suyog Gupta, Wei Zhang, and Fei Wang. 2015. Model Accuracy and Runtime Tradeoff in Distributed Deep Learning: A Systematic Study. *arXiv e-prints* (Sep 2015). [arXiv:1509.04210](http://arxiv.org/abs/1509.04210)
- [21] Kaiming He, Xiangyu Zhang, Shaoqing Ren, and Jian Sun. 2016. Deep residual learning for image recognition. In *Proceedings of the IEEE conference on computer vision and pattern recognition*. 770–778.
- [22] Qirong Ho, James Cipar, Henggang Cui, Jin Kyu Kim, Seunghak Lee, Phillip B. Gibbons, Garth A. Gibson, Gregory R. Ganger, and Eric P. Xing. 2013. More Effective Distributed ML via a Stale Synchronous Parallel Parameter Server. In *Proceedings of the 26th International Conference on Neural Information Processing Systems - Volume 1 (NIPS'13)*. Curran Associates Inc., USA, 1223–1231. <http://dl.acm.org/citation.cfm?id=2999611.2999748>
- [23] Sepp Hochreiter and Jürgen Schmidhuber. 1997. Long short-term memory. *Neural computation* 9, 8 (1997), 1735–1780.
- [24] Torsten Hoefer, Salvatore Di Girolamo, Konstantin Taranov, Ryan E Grant, and Ron Brightwell. 2017. sPIN: High-performance streaming Processing in the Network. In *Proceedings of the International Conference for High Performance Computing, Networking, Storage and Analysis*. ACM, 59.
- [25] Torsten Hoefer, Andrew Lumsdaine, and Wolfgang Rehm. 2007. Implementation and performance analysis of non-blocking collective operations for MPI. In *Proceedings of the 2007 ACM/IEEE conference on Supercomputing*. ACM, 52.
- [26] T. Hoefer and D. Moor. 2014. Energy, Memory, and Runtime Tradeoffs for Implementing Collective Communication Operations. *Journal of Supercomputing Frontiers and Innovations* 1, 2 (Oct. 2014), 58–75.
- [27] T. Hoefer, T. Schneider, and A. Lumsdaine. 2009. The Effect of Network Noise on Large-Scale Collective Communications. *Parallel Processing Letters (PPL)* 19, 4 (Aug. 2009), 573–593.
- [28] T. Hoefer, T. Schneider, and A. Lumsdaine. 2010. Characterizing the Influence of System Noise on Large-Scale Applications by Simulation. In *International Conference for High Performance Computing, Networking, Storage and Analysis (SC'10)*.
- [29] Kevin Hsieh, Aaron Harlap, Nandita Vijaykumar, Dimitris Konomis, Gregory R. Ganger, Phillip B. Gibbons, and Onur Mutlu. 2017. Gaia: Geo-distributed Machine Learning Approaching LAN Speeds. In *Proceedings of the 14th USENIX Conference on Networked Systems Design and Implementation (NSDI'17)*. USENIX Association, Berkeley, CA, USA, 629–647. <http://dl.acm.org/citation.cfm?id=3154630.3154682>
- [30] G. Huang, Z. Liu, L. v. d. Maaten, and K. Q. Weinberger. 2017. Densely Connected Convolutional Networks. In *2017 IEEE Conference on Computer Vision and Pattern Recognition (CVPR)*. 2261–2269. <https://doi.org/10.1109/CVPR.2017.243>
- [31] Alexandros Iosup, Nezih Yigitbasi, and Dick Epema. 2011. On the performance variability of production cloud services. In *2011 11th IEEE/ACM International Symposium on Cluster, Cloud and Grid Computing*. IEEE, 104–113.
- [32] Keith R Jackson, Lavanya Ramakrishnan, Krishna Muriki, Shane Canon, Shreyas Cholia, John Shalf, Harvey J Wasserman, and Nicholas J Wright. 2010. Performance analysis of high performance computing applications on the amazon web services cloud. In *2nd IEEE international conference on cloud computing technology and science*. IEEE, 159–168.
- [33] Anand Jayarajan, Jinliang Wei, Garth Gibson, Alexandra Fedorova, and Gennady Pekhimenko. 2019. Priority-based parameter propagation for distributed DNN training. In *Proceedings of the 2nd SysML Conference*.
- [34] Peter H. Jin, Qiaochu Yuan, Forrest N. Iandola, and Kurt Keutzer. 2016. How to scale distributed deep learning? *CoRR* abs/1611.04581 (2016). [arXiv:1611.04581](http://arxiv.org/abs/1611.04581) <http://arxiv.org/abs/1611.04581>
- [35] Thorsten Kurth, Sean Treichler, Joshua Romero, Mayur Mudigonda, Nathan Luehr, Everett Phillips, Ankur Mahesh, Michael Matheson, Jack Deslippe, Massimiliano Fatica, Prabhat, and Michael Houston. 2018. Exascale Deep Learning for Climate Analytics. In *Proceedings of the International Conference for High Performance Computing, Networking, Storage, and Analysis (SC '18)*. IEEE Press, Piscataway, NJ, USA, Article 51, 12 pages. <https://doi.org/10.1109/SC.2018.00054>
- [36] Y. LeCun, Y. Bengio, and G. Hinton. 2015. Deep learning. *Nature* 521, 7553 (2015), 436–444.
- [37] Yann LeCun, Léon Bottou, Yoshua Bengio, and Patrick Haffner. 1998. Gradient-based learning applied to document recognition. *Proc. IEEE* 86, 11 (1998), 2278–2324.
- [38] Mu Li, David G. Andersen, Jun Woo Park, Alexander J. Smola, Amr Ahmed, Vanja Josifovski, James Long, Eugene J. Shekita, and Bor-Yiing Su. 2014. Scaling Distributed Machine Learning with the Parameter Server. In *Proceedings of the 11th USENIX Conference on Operating Systems Design and Implementation (OSDI'14)*. USENIX Association, Berkeley, CA, USA, 583–598. <http://dl.acm.org/citation.cfm?id=2685048.2685095>
- [39] Xiangru Lian, Ce Zhang, Huan Zhang, Cho-Jui Hsieh, Wei Zhang, and Ji Liu. 2017. Can Decentralized Algorithms Outperform Centralized Algorithms? A Case Study for Decentralized Parallel Stochastic Gradient Descent. In *Proceedings of the 31st International Conference on Neural Information Processing Systems (NIPS'17)*. Curran Associates Inc., USA, 5336–5346. <http://dl.acm.org/citation.cfm?id=3295222.3295285>
- [40] Xiangru Lian, Wei Zhang, Ce Zhang, and Ji Liu. 2018. Asynchronous Decentralized Parallel Stochastic Gradient Descent. In *Proceedings of the 35th International Conference on Machine Learning (Proceedings of Machine Learning Research)*, Jennifer Dy and Andreas Krause (Eds.), Vol. 80. PMLR, Stockholmsmässan, Stockholm Sweden, 3043–3052. <http://proceedings.mlr.press/v80/lian18a.html>
- [41] Amrita Mathuriya, Deborah Bard, Peter Mendygral, Lawrence Meadows, James Arnemann, Lei Shao, Siyu He, Tuomas Kärnä, Diana Moise,

- Simon J. Pennycook, Kristyn Maschhoff, Jason Sewall, Nalini Kumar, Shirley Ho, Michael F. Ringenburt, Prabhat, and Victor Lee. 2018. CosmoFlow: Using Deep Learning to Learn the Universe at Scale. In *Proceedings of the International Conference for High Performance Computing, Networking, Storage, and Analysis (SC '18)*. IEEE Press, Piscataway, NJ, USA, Article 65, 11 pages. <https://doi.org/10.1109/SC.2018.00068>
- [42] Message Passing Interface Forum. 2015. MPI: A Message-Passing Interface Standard Version 3.1.
- [43] Pitch Patarasuk and Xin Yuan. 2009. Bandwidth Optimal All-reduce Algorithms for Clusters of Workstations. *J. Parallel Distrib. Comput.* 69, 2 (Feb. 2009), 117–124. <https://doi.org/10.1016/j.jpdc.2008.09.002>
- [44] Rolf Rabenseifner. 2004. Optimization of collective reduction operations. In *International Conference on Computational Science*. Springer, 1–9.
- [45] Alec Radford, Jeffrey Wu, Rewon Child, David Luan, Dario Amodei, and Ilya Sutskever. 2018. Language Models are Unsupervised Multitask Learners. (2018). <https://d4mucfpksyww.cloudfront.net/better-language-models/language-models.pdf>
- [46] B. Recht, C. Re, S. Wright, and F. Niu. 2011. Hogwild: A Lock-Free Approach to Parallelizing Stochastic Gradient Descent. In *Advances in Neural Information Processing Systems 24*. 693–701.
- [47] Cédric Renggli, Dan Alistarh, and Torsten Hoefler. 2018. SparCML: High-Performance Sparse Communication for Machine Learning. *CoRR abs/1802.08021* (2018). [arXiv:1802.08021](http://arxiv.org/abs/1802.08021) <http://arxiv.org/abs/1802.08021>
- [48] Herbert Robbins and Sutton Monro. 1951. A Stochastic Approximation Method. *The Annals of Mathematical Statistics* (1951).
- [49] Jörg Schad, Jens Dittrich, and Jorge-Arnulfo Quiané-Ruiz. 2010. Runtime measurements in the cloud: observing, analyzing, and reducing variance. *Proceedings of the VLDB Endowment* 3, 1-2 (2010), 460–471.
- [50] Frank Seide, Hao Fu, Jasha Droppo, Gang Li, and Dong Yu. 2014. 1-Bit Stochastic Gradient Descent and its Application to Data-Parallel Distributed Training of Speech DNNs. In *Fifteenth Annual Conference of the International Speech Communication Association*.
- [51] Alexander Sergeev and Mike Del Balso. 2018. Horovod: fast and easy distributed deep learning in TensorFlow. *arXiv preprint arXiv:1802.05799* (2018).
- [52] Karen Simonyan and Andrew Zisserman. 2014. Very deep convolutional networks for large-scale image recognition. *arXiv preprint arXiv:1409.1556* (2014).
- [53] Khurram Soomro, Amir Roshan Zamir, and Mubarak Shah. 2012. UCF101: A dataset of 101 human actions classes from videos in the wild. *arXiv preprint arXiv:1212.0402* (2012).
- [54] Nikko Strom. 2015. Scalable distributed DNN training using commodity GPU cloud computing. In *Sixteenth Annual Conference of the International Speech Communication Association*.
- [55] Christian Szegedy, Vincent Vanhoucke, Sergey Ioffe, Jon Shlens, and Zbigniew Wojna. 2016. Rethinking the inception architecture for computer vision. In *Proceedings of the IEEE conference on computer vision and pattern recognition*. 2818–2826.
- [56] Rajeev Thakur, Rolf Rabenseifner, and William Gropp. 2005. Optimization of collective communication operations in MPICH. *The International Journal of High Performance Computing Applications* 19, 1 (2005), 49–66.
- [57] Ashish Vaswani, Noam Shazeer, Niki Parmar, Jakob Uszkoreit, Llion Jones, Aidan N Gomez, Łukasz Kaiser, and Illia Polosukhin. 2017. Attention is all you need. In *Advances in Neural Information Processing Systems*. 5998–6008.
- [58] Pengtao Xie, Jin Kyu Kim, Yi Zhou, Qirong Ho, Abhimanu Kumar, Yaoliang Yu, and Eric Xing. 2016. Lighter-communication Distributed Machine Learning via Sufficient Factor Broadcasting. In *Proceedings of the Thirty-Second Conference on Uncertainty in Artificial Intelligence (UAI'16)*. AUAI Press, Arlington, Virginia, United States, 795–804. <http://dl.acm.org/citation.cfm?id=3020948.3021030>
- [59] Yang You, Zhao Zhang, Cho-Jui Hsieh, James Demmel, and Kurt Keutzer. 2018. Imagenet training in minutes. In *Proceedings of the 47th International Conference on Parallel Processing*. ACM, 1.
- [60] Joe Yue-Hei Ng, Matthew Hausknecht, Sudheendra Vijayanarasimhan, Oriol Vinyals, Rajat Monga, and George Toderici. 2015. Beyond Short Snippets: Deep Networks for Video Classification. In *Proceedings of the IEEE Conference on Computer Vision and Pattern Recognition (CVPR)*.
- [61] Joe Yue-Hei Ng, Matthew Hausknecht, Sudheendra Vijayanarasimhan, Oriol Vinyals, Rajat Monga, and George Toderici. 2015. Beyond short snippets: Deep networks for video classification. In *Proceedings of the IEEE conference on computer vision and pattern recognition*. 4694–4702.
- [62] Wei Zhang, Suyog Gupta, Xiangru Lian, and Ji Liu. 2015. Staleness-aware async-sgd for distributed deep learning. *arXiv preprint arXiv:1511.05950* (2015).

A Artifact Appendix

A.1 Abstract

We provide source code of eager-SGD and scripts to run experiments from the paper. This artifact is run on the Piz Daint supercomputer. This artifact supports the paper by making it possible to reproduce the figures and numbers in this paper, and it can be validated by comparing the figures and results that this artifact's scripts generate with the data from the paper.

A.2 Artifact check-list (meta-information)

- **Algorithm:** Eager Stochastic Gradient Descent (eager-SGD)
- **Compilation:** cmake, g++, Python 3.6
- **Data set:** ImageNet, CIFAR-10, UCF101
- **Run-time environment:** Cray MPICH 7.7.2, TensorFlow-gpu r1.11, Horovod, mpi4py, Keras
- **Hardware:** Piz Daint Supercomputer (Intel Xeon E5-2690 CPU, NVIDIA Tesla P100 GPU)
- **Execution:** SLURM job scheduler on Piz Daint
- **Metrics:** Execution time, training throughput, loss values, Top1 and Top5 accuracy
- **Output:** TXT files and Figures
- **Experiments:** Use the provided scripts in the artifact to build, schedule jobs, and generate figures
- **How much disk space required (approximately)?:** 400 GB
- **How much time is needed to prepare workflow (approximately)?:** Assuming access to Piz Daint, 30 minutes
- **How much time is needed to complete experiments (approximately)?:** About 90 hours if each job can be scheduled to run immediately. Considering the job queuing time, it may take one week.

A.3 Description

A.3.1 How delivered

Via Dropbox: <https://www.dropbox.com/s/3k8xgw0rh0s0m7j/eager-SGD-artifact.zip?dl=0>

A.3.2 Hardware dependencies

This artifact uses Piz Daint supercomputer.

A.3.3 Software dependencies

To run the experiments, Python 3.6, TensorFlow-GPU, Horovod, mpi4py, MPICH, and Keras are required. To plot out the figures, RStudio and ggplot2 are required.

A.3.4 Data sets

Download the training and validation images of ImageNet from <http://www.image-net.org/challenges/LSVRC/2010/downloads>
Download the binary version of CIFAR-10 from <https://www.cs.toronto.edu/~kriz/cifar-10-binary.tar.gz>
Download UCF101 from <https://www.crcv.ucf.edu/data/UCF101/UCF101.rar>

A.4 Installation

1. Download the artifact and move it to your personal \$WORK directory. Extract the artifact using unzip.
2. Install the dependent Python modules.

```
> cd $WORK/eager-SGD-artifact/eager-SGD
> pip install -r requirements.txt
3. Compile fflib2 and set the environment variable.
> cd $WORK/eager-SGD-artifact/eager-SGD/fflib2/lib
> cmake .. && make
> export LD_LIBRARY_PATH=$WORK/eager-SGD-artifact/
eager-SGD/fflib2/lib:$LD_LIBRARY_PATH
4. Configure a CMakefile which will be used for compiling the
customized Tensorflow operators.
> vim $WORK/eager-SGD-artifact/eager-SGD/deep500/
deep500/frameworks/tensorflow/custom_operators/
CMakeLists.txt
Update include_directories and link_directories by the
path where fflib2 is installed. Set TENSORFLOW_PATH by the path
where TensorFlow is installed.
> export PYTHONPATH=$PYTHONPATH:$WORK/eager-SGD-
artifact/eager-SGD/deep500/
```

A.5 Experiment workflow

To run experiments, users run the provided scripts that will schedule runs of the executable on Piz Daint via sbatch. To run jobs on Piz Daint, one must put them on a queue and wait until they are scheduled. Once these experiments finish, the results of execution time, loss values, Top1 and Top5 accuracy will be output. We provide scripts that will compile these output results into TXTs using Python, and from these TXTs, we have included scripts that will use R to create the figures that we used in the paper.

A.6 Evaluation and expected result

Users are expected to reproduce the results in this paper, specifically generating the figures in Section 7. Different versions of MPICH, TensorFlow-gpu, Horovod, and mpi4py may lead to slightly variant results compared with the numbers reported in the paper, but this does not affect the general trends claimed in the paper.

1. Evaluate solo and majority allreduce and generate Fig. 9.
> cd \$WORK/eager-SGD-artifact/test-scripts/allreduce-scripts
Submit the jobs.
> ./sbatch_jobs.sh
It may take about 10 minutes to finish the jobs, and then outputs majority.txt, solo.txt, and mpi.txt. Next, run the file statistics_summary.py to read the output files and calculate the mean and standard deviation for the latency and results.
> python statistics_summary.py
Now it should generate latency_results_summary.txt. Next, run the file ./plotRstudio/plot-Figure9.R (Rstudio and ggplot2 are required) to generate Fig. 9. Detailed steps are stated in ./plotRstudio/ReadMe.
The expected results are as follows:
a) For the average latency, Solo_Allreduce < Majority_Allreduce < MPI_Allreduce, where "<" means "less than".
b) For the average results, Solo_Allreduce < Majority_Allreduce < MPI_Allreduce, where "<" means "less than".
2. Train hyperplane regression and generate Fig. 10.
> cd ./WORK/eager-SGD-artifact/test-scripts/hyperplane-scripts

Submit the jobs.

```
> ./sbatch_jobs.sh
```

It may take about 20 minutes to finish the jobs, and then outputs `solo200.txt`, `solo300.txt`, `solo400.txt`, `dfive200.txt`, `dfive300.txt`, and `dfive400.txt`. Next, run the file `statistics_summary.py` to summarize the throughput, runtime, and loss data.

```
> python statistics_summary.py
```

Now it should generate `throughput_summary.txt` and `loss_summary.txt`. Next, run the file `./plotRstudio/plot-Figure10.R` to plot Fig. 10. Detailed steps are stated in `./plotRstudio/ReadMe`.

The expected results are as follows:

a) For the throughput of training, eager-SGD achieves higher throughput than synch-SGD.

b) Eager-SGD converges and achieves approximately equivalent loss value to synch-SGD.

3. Train ResNet-50 on ImageNet and generate Fig. 11.

Generate the TensorFlow data format for ImageNet, which may take several hours.

```
> python $WORK/eager-SGD-artifact/test-models/tf-models-r1.11/official/data/build_imagenet_data.py
```

```
> cd $WORK/eager-SGD-artifact/test-scripts/imagenet-scripts
```

Copy `synchm.sh` to the checkpoint directory. Submit the jobs.

```
> ./sbatch_jobs.sh
```

It may take about tens of hours to finish the jobs. It should generate `solo300.txt`, `solo460.txt`, `hvd300.txt`, `hvd460.txt`, `dfive300.txt`, and `dfive460.txt`, which contain the output data of the jobs. Make sure all the jobs have been finished. Then, run the file `statistics_summary.py` to read the output files and summarize the throughput, runtime, and accuracy data.

```
> python statistics_summary.py
```

It generates `imgnetthroughput_64p.txt`, `top1testimgnet_64p_runtime.txt` and `top1trainimgnet_64p_runtime.txt`. Next, run the file `./plotRstudio/plot-Figure11.R` to generate Fig. 11. Detailed steps are stated in `./plotRstudio/ReadMe`.

The expected results are as follows:

a) For the throughput of training, eager-SGD achieves higher throughput than synch-SGD (Horovod and Deep500).

b) For the accuracy, eager-SGD converges and achieves approximately equivalent accuracy value to synch-SGD.

4. Train ResNet-32 on CIFAR-10 and generate Fig. 12.

```
> cd $WORK/eager-SGD-artifact/test-scripts/cifar10-scripts
```

Copy `synchm.sh` to the checkpoint directory. Submit the jobs.

```
> ./sbatch_jobs.sh
```

It may take about several hours to finish the jobs, and then outputs `hvd.txt`, `major.txt`, and `solo.txt`. Make sure all the jobs have been finished. Then, run the file `statistics_summary.py` to read the output files and summarize the runtime and accuracy data.

```
> python statistics_summary.py
```

It should generate `cifar10_accuracy_runtime.txt`. Next, run the file `./plotRstudio/plot-Figure12.R` to generate Fig. 12. Detailed steps are stated in `./plotRstudio/ReadMe`.

The expected results are as follows:

a) For the runtime of training, eager-SGD (solo) < eager-SGD (majority) < synch-SGD (horovod), where "<" means "less than".

b) For the accuracy, eager-SGD (majority) is very close to synch-SGD (horovod); however, the accuracy of eager-SGD (solo) is apparently lower than eager-SGD (majority) and synch-SGD (horovod).

5. Train LSTM on UCF101 and generate Fig. 13.

Extracting features from the raw data. It may take several hours.

```
> python $WORK/eager-SGD-artifact/test-models/lstm-video-classification/extract_features.py
```

Submit the jobs.

```
> cd $WORK/eager-SGD-artifact/test-scripts/lstm-scripts
```

```
> ./sbatch_jobs.sh
```

It may take several hours to finish the jobs. It should generate `hvd.iter1-4.txt`, `solo.iter1-4.txt`, and `majority.iter1-4.txt`, which contain the output data. Make sure all the jobs have been finished. Then, run the file `statistics_summary.py` to read the output files and summarize the runtime and accuracy data.

```
> python statistics_summary.py
```

It should generate `test_statistics_summary.txt` and `train_statistics_summary.txt`. Next, run the file `./plotRstudio/plot-Figure13.R` to generate Fig. 13. Detailed steps are stated in `./plotRstudio/ReadMe`.

The expected results are as follows:

a) For the runtime of training, eager-SGD (solo) < eager-SGD (majority) < synch-SGD (horovod), where "<" means "less than".

b) For the accuracy, eager-SGD (majority) is very close to synch-SGD (horovod); however, the accuracy of eager-SGD (solo) is lower than eager-SGD (majority) and synch-SGD (horovod).

A.7 Experiment customization

Users can modify the scripts in the subdirectories of `$WORK/eager-SGD-artifact/test-scripts` to customize the experiments.

Modify the line of `#SBATCH -nodes=<number-of-nodes>` to change the number of nodes (processes). Modify the input parameter `-bs=<batch-size-per-node>` to change the batch size per node. Note that the `total-batch-size = number-of-nodes * batch-size-per-node`, which means the change of the number of nodes and the batch size per node would change the total batch size. However, different total batch sizes may lead to different results for the train and test accuracy.

Modify the line of `#SBATCH -time=<time-quota>` to change the time limit to run the job.

Users can also use eager-SGD to train other TensorFlow-based models that are not listed in the paper. To achieve this, simply wrap the TensorFlow optimizer using the eager-SGD optimizer, and then use the eager-SGD optimizer instead to train the model.

A.8 Notes

Some jobs may not be scheduled to run for a surprising long time because of the busy use of the machine. In this case, they may be automatically cancelled by the job scheduler. This is usually resolved by rescheduling the cancelled jobs using `sbatch`.

A.9 Methodology

Submission, reviewing and badging methodology:

<http://cTuning.org/ae/submission-20190109.html>

<http://cTuning.org/ae/reviewing-20190109.html>

<https://www.acm.org/publications/policies/artifact-review-badging>