

Reheating constraints to modulus mass for single field inflationary models

Rajesh Goswami* and Urjit A. Yajnik†

Department of Physics, Indian Institute of Technology Bombay, Mumbai-400076, India

Abstract

We consider string and supergravity motivated scenarios in which moduli fields dominate the energy density of the Universe in a post-inflationary epoch. For the case of a single light modulus it has been shown that considering the evolution of a specific scale from the time of its Hubble crossing during inflation to the present time, a relation can be obtained among the lightest modulus mass, the reheating parameters (T_{reh} , \bar{w}_{reh} and N_{reh}) and the inflationary observables. By paying closer attention to the role of the \bar{w}_{reh} , we obtain more stringent constraints on the value of the modulus mass and the reheating parameters using the CMB data. Next, the analysis is extended to include features in the inflaton potential as a source of CMB low multipole anomalies, which further constrains the mass of the modulus to be substantially higher than without such a constraint. By both considerations and for several inflation models considered, we find a constraint on the mass of the lightest modulus particle, m_χ , generically $\gtrsim 10^{15}\text{GeV}$, with possible low values $\sim 10^{12}\text{GeV}$. While a simplification of the reheating phase is assumed, the bounds are reliably suggestive, and the study may be taken as a demonstration that substantial knowledge about reheating phase buried deep in the early epochs of the Universe is accessible through the use of CMB observables today.

* rajesh@phy.iitb.ac.in

† yajnik@phy.iitb.ac.in

I. INTRODUCTION

The data from the recently concluded Cosmic Microwave Background (CMB) experiments [1–14] are in perfect agreement with the scale invariant spectrum [15–19] as predicted by the theory of inflation [20–26], and this puts forth slow-roll inflation as the leading candidate for the early Universe cosmology. The slow-roll conditions of inflation are ultraviolet sensitive, and one should embed inflationary models in quantum theory of gravity. String theoretical models of inflation take care of these ultraviolet issues. However, in string or supergravity models [27–29], there are moduli fields which play a central role. These are generic scalar fields which are massless in the basic construction, but acquire masses much lighter than the string scale through subleading corrections. At the end of the inflationary phase, the inflaton field oscillates and brings the Universe to thermal equilibrium; this phase is generically referred to as reheating [30–36]. The presence of moduli whose masses are lighter than the value of the Hubble parameter after the Universe returns to a thermal equilibrium post inflation are important to subsequent cosmology, while the heavier ones can be considered to have been inflated away. The light moduli with almost flat potentials are displaced from their minima during inflation, but subsequently begin to oscillate and manifest as light particles. In this paper we consider the case of a single modulus field as an example, and consider it in conjunction with a duly parametrised reheating scenario.

According to the standard cosmology, the early Universe passed through the following epochs: inflation, reheating, radiation domination and matter domination. Now, if the Universe becomes modulus dominated after the radiation dominated epoch and reheats the Universe for the second time, then the Universe has gone through the epochs : inflation, reheating (inflaton decay), radiation dominated, modulus dominated, reheating (modulus decay) and matter dominated eras. In this paper, we relate the reheating and inflationary parameters to the lightest modulus mass, (m_χ), by considering the second reheating phase (modulus decay) is instantaneous, and obtain tight constraints on the modulus mass as well as on the reheating parameters. Early treatments of this question have come to the conclusion that $m_\chi > 3 \times 10^4 \text{GeV}$ [37–39] while a recent study [40] which follows the same methodology as adopted here obtains a more stringent bound $m_\chi > 10^9 \text{GeV}$. However, extending our previous work [41] we treat the effective equation of state parameter during reheating, \bar{w}_{reh} in more detail. Further, using the Planck 2018 range of values for n_s we are

able to obtain much more stringent bound on the m_χ , generically $\gtrsim 10^{15}\text{GeV}$, but with a weaker lower bound $\sim 10^{12}\text{GeV}$.

As another input, we consider the fact that at lower multipoles, specifically around $\ell = 22$ and 40 , the Planck data points lie outside the cosmic variance associated with the power law primordial spectrum. If not of a completely accidental origin, this raises the possibility of non-trivial inflationary dynamics, in turn providing important phenomenological inputs about the inflationary model. Model independent approaches to reconstruct the primordial power spectrum from the CMB anisotropies have been reported in [42–50]. The consideration of a burst of oscillations in the primordial power spectrum leads to a good fit to the CMB angular power spectrum, including the anomalies [51–53]. In order to generate these oscillations in the primordial power spectrum, one has to consider a short period of deviation from slow-roll inflation [54, 55]. A possible approach to such a deviation is to introduce a step in the inflaton potential [56–62]. A step with suitable height and width at a particular location of the inflationary potential has resulted in a better fit to the CMB data near the multipole $\ell = 22$. In [63] a possible origin for an unusual phase at the onset of inflation that can produce such a deviation has been considered in the context of $SO(10)$ grand unification.

It can be shown that the generic relation between late time observables and reheating phase in a single field inflation can be strengthened by demanding successful explanation of the low multipole anomalies. The link is the specific position, ϕ_k/M_{Pl} , of the inflaton in the course of its slow roll, at which it encounters the step in the potential. The location of such a step in the inflaton potential was obtained in Ref. [51]. Then it can be shown [41] that such a step makes the constraints on the reheating parameters more stringent for different inflationary models. In this paper we apply this method in conjunction with a single late time light modulus. This approach also gives much higher lower bound on m_χ , $\gtrsim 10^{12}\text{GeV}$.

This article is organized as follows: Sec II begins with emphasising the crucial role of the reheating phase and the relatively constrained nature of the parameters governing it. Its subsection II A deals with the slow-roll inflation and late time modulus dominated cosmology. In this and the following subsection we derive the relation of m_χ with T_{reh} , N_{reh} , w_{reh} and the inflationary parameters (V_{end} and ΔN_k). The expression for m_χ is derived as a function of the scalar spectral index n_s for different single field inflationary models in Sec III. Sec IV studies the additional constraint on the modulus mass m_χ due to the addition of a step in the potential along the lines of [41]. Finally, Sec V contains the conclusions.

We work with $\hbar = c = 1$ units and the following values are used. $M_{\text{Pl}} = \sqrt{\frac{1}{8\pi G}} = 2.435 \times 10^{18} \text{GeV}$ is the reduced Planck mass and the redshift of last scattering surface is $z_{\text{ls}} = 1100$. The $z_{\text{eq(MR)}} = 3402$ is the redshift of matter radiation equality and the present value of the Hubble parameter $H_0 = 100h \text{ km s}^{-1} \text{Mpc}^{-1}$ with $h = 0.6736$ [1].

II. THE IMPORTANCE OF REHEATING PHASE

Reheating phase of inflationary models may appear to not possess any observable, however the almost scale invariant nature of matter perturbations in the late Universe would require more complicated explanations, were the transitional reheating phase also not essentially of Friedmann type. We may consider the persistence of homogeneity and isotropy throughout the history of the Universe and therefore traceability of observed matter fluctuations to the primordial ones that left inflationary horizon as the prime observable or confirmation of the existence of the reheating phase within inflationary paradigm. Thus while the detailed particle physics of this phase may not be known till a unified theory is confirmed, for the purpose of cosmic expansion, the phase may be characterised by just a few variables. Thus one can parametrize the reheating phase as, the temperature of reheating (T_{reh}), the duration of reheating (N_{reh}), and a somewhat coarse but useful averaged equation of state parameter during reheating (\bar{w}_{reh}). As we shall see, due to the limited range of variation available to this parameter w_{reh} on physical grounds, it ends up providing strong constraints on the global inflationary scenario.

Scale-invariant perturbations are considered to have arisen during the extensive slow-roll phase of inflation, during which the effective equation of state parameter is $w = -1$. The end of this phase should be marked by moving closer to positive values of w and therefore accompanied by the equation of state parameter w attaining at least $w > -\frac{1}{3}$. Hence it is convenient to assume that $\bar{w}_{\text{reh}} = -\frac{1}{3}$ at the onset of the reheating. After the reheating era, w should grow to $\frac{1}{3}$ as appropriate for radiation dominated Universe. Therefore, in various scenarios \bar{w}_{reh} has been considered to be $-\frac{1}{3} \leq \bar{w}_{\text{reh}} \leq 1$. As for T_{reh} , the lower and upper bounds are 10^{-2} GeV in order to satisfy the big-bang nucleosynthesis (BBN) temperature [64–66] and 10^{16} GeV to accord with the scale of inflation. The relation between the reheating parameters ($T_{\text{reh}}, N_{\text{reh}}$ and \bar{w}_{reh}) and the inflationary observables can be obtained by considering the evolution of the observable cosmological scales from

the time of Hubble crossing during inflation to the present time [41, 67–71]. Although the reheating parameters seem to be hopelessly far away from being observationally determined, the natural range for \bar{w}_{reh} being limited, provides substantial constraints on the rest of the reheating scenario.

After reheating, the Universe becomes radiation dominated. The expansion of the Universe redshifts the energy density associated with it, and the Hubble parameter (H) value decreases. When H becomes comparable with the mass of the light moduli, the moduli fields start oscillating around the minimum of their respective potentials [37–39, 72]. The energy associated with the moduli dilutes like matter which is at a rate slower than the radiation. Hence, very quickly the energy density of the Universe becomes modulus dominated. Ultimately, the moduli decay, and as a consequence, the Universe should reheat for the second time. In ref.s [40, 73–77] string inflation was studied with the presence of moduli implying constraints either on inflation parameters or on the moduli potential and on the lightest modulus mass. In this paper we consider the case of single light modulus field of mass m_χ . Due to the prompt decay of the moduli, we can consider the second reheating phase to be short enough that it may be treated as instantaneous. We analyse the consequences of this sequence of events in detail, keeping in mind the natural restrictions on the possible values of the reheat parameters. Our constraint on the m_χ is substantially different from the previous works because we have traced the dependence on w_{reh} in detail. Later we shall recapitulate the source of our difference with the previous work.

A. Reheating parameters: extension to modulus dominated case

We begin with recapitulating the essentials of the formalism. The inflaton ϕ is considered to be governed by a potential $V(\phi)$ undergoing slow-roll evolution with parameters ϵ and η , resulting in scalar curvature power spectrum $P_\zeta(k)$ and tensor power spectrum $P_h(k)$ as a function of the Fourier transform variable k of the argument of the spatial correlation functions, with corresponding indices $n_s - 1$ and n_T . The details of the definitions and notation are standard [78], and can be found also in the references [19, 26, 79]. We shall use A_s and A_T , the amplitude of scalar and tensor power spectra at the pivot scale k_* as used by Planck collaboration, $\frac{k_*}{a_0} = 0.05\text{Mpc}^{-1}$. For $k = k_*$, these amplitudes are given in terms

of H_* as

$$A_T = P_h(k_*) = \frac{2H_*^2}{\pi^2 M_{\text{Pl}}^2}, \quad A_s = P_\zeta(k_*) = \frac{H_*^2}{8\pi^2 M_{\text{Pl}}^2 \epsilon_*}. \quad (1)$$

In terms of the slow-roll parameters ϵ and η , the tensor to scalar ratio r , the scalar spectral index n_s and the tensor spectral index n_T satisfy the relations

$$r = 16\epsilon, \quad n_s = 1 - 6\epsilon + 2\eta, \quad n_T = -2\epsilon. \quad (2)$$

The total number of e-foldings, N_T , is defined as the logarithm of the ratio of the scale factor at the final time t_e to its value at initial time t_i of the era of inflation.

$$N_T \equiv \ln \frac{a(t_e)}{a(t_i)} = \int_{t_i}^{t_e} H dt = \int_{\phi_i}^{\phi_{\text{end}}} \frac{H}{\dot{\phi}} d\phi = \frac{1}{M_{\text{Pl}}} \int_{\phi_{\text{end}}}^{\phi_i} \frac{1}{\sqrt{2\epsilon}} d\phi. \quad (3)$$

Where ϕ_i and ϕ_{end} are the initial and final values of the inflaton field ϕ and ϵ is the slow-roll parameter defined as $\epsilon = -\dot{H}/H^2 = \dot{\phi}^2/(2H^2 M_{\text{Pl}}^2)$. Likewise, given a mode k , the number of e-foldings between the time when it crosses the Hubble horizon and the end of inflation is given by

$$\Delta N_k = \int_{\phi_k}^{\phi_{\text{end}}} \frac{H}{\dot{\phi}} d\phi = \frac{1}{M_{\text{Pl}}} \int_{\phi_{\text{end}}}^{\phi_k} \frac{1}{\sqrt{2\epsilon}} d\phi, \quad (4)$$

where ϕ_k is the value of the inflaton field at the time of Hubble crossing of the scale k . For the slow-roll approximation i.e., $V(\phi) \gg \dot{\phi}^2$ and $\ddot{\phi} \ll 3H\dot{\phi}$ the Eq. (4) becomes

$$\Delta N_k \approx \frac{1}{M_{\text{Pl}}^2} \int_{\phi_{\text{end}}}^{\phi_k} \frac{V}{V'} d\phi. \quad (5)$$

In the inflationary model of cosmology, at the end of the inflation, the inflaton field decays and reheat the Universe. The energy stored in the inflaton gets converted to radiation. The Hubble parameter (H) and the energy density of the Universe decrease with the expansion of the Universe. When the Hubble parameter's value becomes equivalent to the mass of a modulus, the modulus field start oscillating in its potential minimum [37–40, 73]. The energy density of the modulus field redshifts like matter (which is slower than the redshift rate of radiation); hence, the energy density of the Universe becomes modulus dominated. After this, the modulus decays and reheat the Universe for the second time. During inflation, The equation of motion of a scalar field χ is given by

$$\ddot{\chi} + (3H + \Gamma_\chi)\dot{\chi} + \frac{\partial V}{\partial \chi} = 0. \quad (6)$$

Where Γ_χ is the decay width of the scalar field χ and H is the Hubble parameter. If the value of the Hubble parameter is greater than the mass of the scalar, m_χ , then the field will freeze at its initial displacement χ_{in} . This initial displacement is of the order of M_{Pl} . The quantum fluctuation [80] of the field during inflation or the dependence of the modulus potential on the vacuum expectation value [40, 81–84] of the inflaton are the possible reasons for this initial displacement of the scalar field. The modulus starts oscillating around its minimum, and then the energy density of modulus (matter) and radiation becomes equal, and is given by [40]

$$\rho_{\text{eq}} = m_\chi^2 \chi_{\text{in}}^2 \left(\frac{\chi_{\text{in}}^2}{6M_{\text{Pl}}^2} \right)^3. \quad (7)$$

The energy density of the modulus then dominates, and the modulus decays at energy density

$$\rho_{\text{decay}} \sim M_{\text{Pl}}^2 \Gamma_\chi^2. \quad (8)$$

The lifetime of the modulus τ_{mod} is expressed as

$$\tau_{\text{mod}} \approx \frac{1}{\Gamma_\chi} \approx \frac{16\pi M_{\text{Pl}}^2}{m_\chi^3} \quad (9)$$

Using Eqs. (8) and (9) the reheat temperature can be written in terms of the modulus mass as

$$T_{\text{reh}} \sim m_\chi^{3/2} M_{\text{Pl}}^{-1/2} \quad (10)$$

The lower bound of the reheat temperature is around a few MeV (the BBN temperature). Hence, using Eq. (10) one obtains the bound on the modulus mass (known as cosmological moduli problem bound) as [37–39]

$$m_\chi \geq 30\text{TeV} \quad (11)$$

B. Connecting to observable scales

We now adapt our method of [41] to show that the mass of the lightest modulus field can be related to cosmological observational parameters. This can be done by considering the evolution of a cosmological scale from the time of Hubble crossing during inflation to present time. While the discussion parallels our earlier work, the specific expressions differ and for

completeness we include all the reasoning. Fig. 1 gives the various epochs we consider for ready reference.

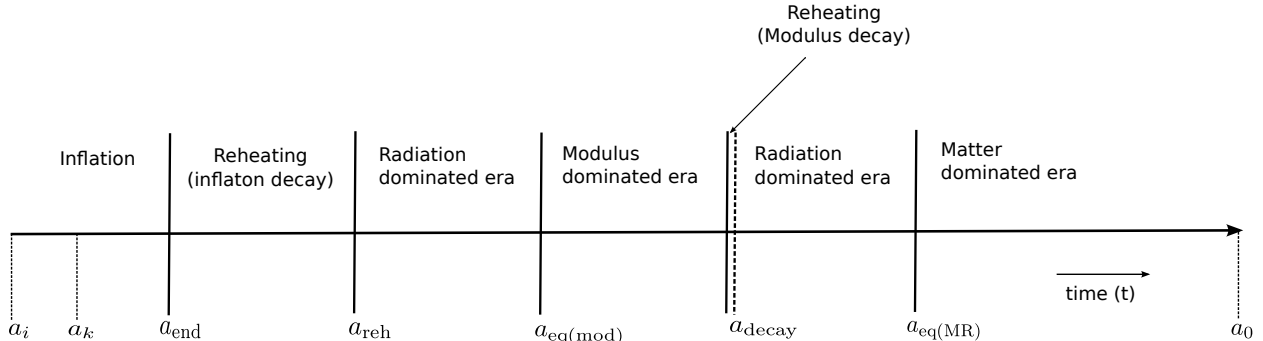


FIG. 1: A non-standard evolution of our Universe, which consists of the following epochs – inflation, reheating (inflaton decay), radiation domination, modulus domination, reheating due to modulus decay (we consider this epoch instantaneous which is shown in the narrow region), radiation domination and matter domination (we ignore the very recent cosmological constant (Λ) domination). Here a_i , a_k , a_{end} , a_{reh} , $a_{\text{eq(mod)}}$, a_{decay} , $a_{\text{eq(MR)}}$ and a_0 represents the value of the scale factor at the beginning of inflation, Hubble crossing of a specific scale k , end of inflation, end of reheating (decay of inflaton), modulus radiation equality, end of modulus decay, matter radiation equality and at the present time respectively.

A physical scale today $\frac{k}{a_0}$ can be related to it's value at the time of Hubble crossing during inflation, $\frac{k}{a_k}$, as

$$\frac{k}{a_k} = H_k = \frac{k}{a_0} \frac{a_0}{a_{\text{eq(MR)}}} \frac{a_{\text{eq(MR)}}}{a_{\text{decay}}} \frac{a_{\text{decay}}}{a_{\text{eq(mod)}}} \frac{a_{\text{eq(mod)}}}{a_{\text{reh}}} \frac{a_{\text{reh}}}{a_{\text{end}}} \frac{a_{\text{end}}}{a_k}, \quad (12)$$

where a_k , a_{end} , a_{reh} , $a_{\text{eq(mod)}}$, a_{decay} , $a_{\text{eq(MR)}}$ and a_0 represents the value of the scale factor at the time of Hubble crossing, end of inflation, end of reheating (decay of inflaton), modulus radiation equality, end of modulus decay, matter radiation equality and at the present time respectively. Throughout this paper, the subscripts “reh” and “decay” represent the end of reheating due to inflaton decay and modulus decay respectively. The Eq. (12) can be written as

$$H_k = \frac{k}{a_0} (1 + Z_{\text{eq(MR)}}) \left(\frac{\rho_{\text{decay}}}{\rho_{\text{eq(MR)}}} \right)^{1/4} e^{N_{\text{mod}}} e^{N_{\text{rad}}} e^{N_{\text{reh}}} e^{\Delta N_k}. \quad (13)$$

Here $Z_{\text{eq(MR)}}$ is the redshift of matter radiation equality, and ΔN_k indicates the number of e-folds remaining after the scale k has crossed the Hubble radius during inflation. The

quantity N_{mod} and N_{rad} represent the number of e-foldings in modulus dominated era and radiation dominated era (after inflaton decay). The energy density at the end of modulus decay and at the time of matter radiation equality are represented by ρ_{decay} and $\rho_{\text{eq(MR)}}$ respectively. N_{reh} is the number of e-folds during the period of reheating, in which an epoch of preheating [34, 85–89] is followed by the thermalization process. Subsequent evolution of the Universe governed by an energy density

$$\rho_{\text{reh}} = \frac{\pi^2}{30} g_{\text{reh}} T_{\text{reh}}^4, \quad (14)$$

where g_{reh} is the effective number of relativistic species, and T_{reh} is the temperature at the end of inflaton decay. The Eq. (13) can be re written as

$$H_k = \frac{k}{a_0} (1 + Z_{\text{eq(MR)}}) \left(\frac{\rho_{\text{decay}}}{\rho_{\text{eq(MR)}}} \right)^{1/4} e^{N_{\text{moddom}}} \left(\frac{\rho_{\text{reh}}}{\rho_{\text{eq(mod)}}} \right) e^{N_{\text{reh}}} e^{\Delta N_k}, \quad (15)$$

where ρ_{reh} and $\rho_{\text{eq(mod)}}$ are energy density at the end of inflaton decay and at the time of modulus radiation equality respectively. We can further parametrize the reheating phase (decay of inflaton) by considering that during that time the Universe was dominated by a fluid [26, 90] of pressure P and energy density ρ , with an equation of state $w_{\text{reh}} = \frac{P}{\rho}$. Imposing the continuity equation, we have

$$\dot{\rho} + 3H(\rho + P) = 0, \quad (16)$$

$$\dot{\rho} + 3H\rho(1 + w_{\text{reh}}) = 0. \quad (17)$$

In view of this equation, we have

$$\rho_{\text{reh}} = \rho_{\text{end}} e^{-3N_{\text{reh}}(1+\bar{w}_{\text{reh}})}; \quad (18)$$

$$\text{where } \bar{w}_{\text{reh}} = \langle w \rangle = \frac{1}{N_{\text{reh}}} \int_{N_e}^N w_{\text{reh}}(N) dN \quad (19)$$

Here \bar{w}_{reh} is the average equation of state parameter during reheating [70]. From Eq. (18) we have

$$e^{N_{\text{reh}}} = \left(\frac{\rho_{\text{reh}}}{\rho_{\text{end}}} \right)^{-\frac{1}{3(1+\bar{w}_{\text{reh}})}}, \quad (20)$$

and the Eq. (13) can now be rewritten as

$$H_k = \frac{k}{a_0} \frac{a_{\text{decay}}}{a_{\text{eq(mod)}}} \rho_{\text{decay}}^{1/4} \rho_{\text{eq(MR)}}^{-1/4} e^{N_{\text{mod}}} \rho_{\text{reh}}^{\frac{3\bar{w}_{\text{reh}}-1}{12(1+\bar{w}_{\text{reh}})}} \rho_{\text{eq(mod)}}^{-1/4} \rho_{\text{end}}^{\frac{1}{3(1+\bar{w}_{\text{reh}})}} e^{\Delta N_k}. \quad (21)$$

During the modulus dominated era, the energy density of the Universe scales as $\rho \sim a^{-3}$, and we can write

$$e^{-N_{\text{mod}}} = \left(\frac{\rho_{\text{decay}}}{\rho_{\text{eq(mod)}}} \right)^{1/3+\alpha}. \quad (22)$$

During the epoch that the moduli dominate the energy density, $\alpha \approx 0$, which is what we assume in the following. Taking natural logarithm on both sides of Eq. (22), one obtains

$$-N_{\text{mod}} = \frac{1}{3} \ln \left(\frac{\rho_{\text{decay}}}{\rho_{\text{eq(mod)}}} \right). \quad (23)$$

From Eq. (23) we can write the energy density at the time of modulus radiation equality as

$$\ln \rho_{\text{eq(mod)}} = \ln \rho_{\text{decay}} + 3N_{\text{mod}}. \quad (24)$$

Using Eq. (24) in Eq. (20) one obtains

$$\begin{aligned} \ln H_k = \ln \left(\frac{k}{a_0} \right) + \ln(1 + Z_{\text{eq(MR)}}) - \ln \rho_{\text{eq(MR)}}^{1/4} + \frac{1}{4} N_{\text{mod}} + \frac{3\bar{w}_{\text{reh}} - 1}{12(1 + \bar{w}_{\text{reh}})} \ln \rho_{\text{reh}} \\ + \frac{1}{3(1 + \bar{w}_{\text{reh}})} \ln \rho_{\text{end}} + \Delta N_k. \end{aligned} \quad (25)$$

From Eq. (25) we can write

$$\begin{aligned} -\frac{1}{4} N_{\text{mod}} = \ln \left(\frac{k}{a_0} \right) + \ln(1 + Z_{\text{eq(MR)}}) - \ln \rho_{\text{eq(MR)}}^{1/4} + \frac{3\bar{w}_{\text{reh}} - 1}{12(1 + \bar{w}_{\text{reh}})} \ln \rho_{\text{reh}} \\ + \frac{1}{3(1 + \bar{w}_{\text{reh}})} \ln \rho_{\text{end}} + \Delta N_k - \ln H_k. \end{aligned} \quad (26)$$

Now, the N_{mod} can be expressed in terms of modulus mass, m_χ , and lifetime of the modulus by computing the evolution of the scale factor from the time of modulus radiation equality t_{eq} to time of modulus decay t_{decay} . The scale factor at any time between the modulus radiation equality and modulus decay can be written as

$$a(t) = a_{\text{eq(mod)}} \left(\frac{3}{2} H_{\text{eq(mod)}} (t - t_{\text{eq(mod)}}) + 1 \right)^{\frac{2}{3}}, \quad (27)$$

which gives the number of e-folds during modulus dominated era as

$$\begin{aligned} N_{\text{mod}} &= \int H dt = \int_{t_{\text{eq(mod)}}}^{t_{\text{decay}}} H_{\text{eq(mod)}} \left(\frac{3}{2} H_{\text{eq(mod)}} (t - t_{\text{eq(mod)}}) + 1 \right)^{-1} dt \\ &= \frac{2}{3} \ln \left(\frac{3}{2} H_{\text{eq(mod)}} (t - t_{\text{eq(mod)}}) + 1 \right) \end{aligned} \quad (28)$$

If we consider that the lifetime of modulus τ_{mod} is the time elapsed between t_{end} and t_{decay} then one can write

$$\begin{aligned}
H_{\text{eq(mod)}}(t_{\text{decay}} - t_{\text{eq(mod)}}) &= H_{\text{eq(mod)}}(t_{\text{decay}} - t_{\text{end}}) - H_{\text{eq(mod)}}(t_{\text{eq(mod)}} - t_{\text{reh}}) \\
&\quad - H_{\text{eq(mod)}}(t_{\text{reh}} - t_{\text{end}}) \\
&= H_{\text{eq(mod)}}\tau_{\text{mod}} - \frac{H_{\text{eq(mod)}}}{2H_{\text{reh}}}\left(\frac{a_{\text{eq(mod)}}}{a_{\text{reh}}}\right)^2 \\
&\quad - \frac{2}{3(1 + \bar{w}_{\text{reh}})}\frac{H_{\text{eq(mod)}}}{H_{\text{end}}}\left(\frac{a_{\text{reh}}}{a_{\text{end}}}\right)^{\frac{3(1 + \bar{w}_{\text{reh}})}{2}} \\
&= H_{\text{eq(mod)}}\tau_{\text{mod}} - \frac{1}{2} - \frac{2}{3(1 + \bar{w}_{\text{reh}})}e^{-2N_{\text{rad}}}
\end{aligned} \tag{29}$$

Substituting Eq. (29) in Eq. (28) we obtain

$$\begin{aligned}
N_{\text{mod}} &= \frac{2}{3}\ln\left(\frac{3}{2}H_{\text{eq(mod)}}\tau_{\text{mod}} - \frac{3}{4} - \frac{1}{1 + \bar{w}_{\text{reh}}}e^{-2N_{\text{rad}}} + 1\right) \\
&\approx \frac{2}{3}\ln\frac{3}{2} + \frac{2}{3}\ln(H_{\text{eq(mod)}}\tau_{\text{mod}})
\end{aligned} \tag{30}$$

Now, employing Eq. (7) we can compute $H_{\text{eq(mod)}}$, and substituting it in Eq. (30) we obtain

$$N_{\text{mod}} \approx -\frac{2}{3}\ln 3 - \frac{5}{3}\ln 2 + \frac{2}{3}\ln m_{\chi}\tau + \frac{8}{3}\ln Y \tag{31}$$

where m_{χ} is the modulus mass, and the initial displacement of the modulus field χ is defined as $\chi_{\text{in}} = YM_{\text{Pl}}$. Now, substituting Eq. (31) in Eq. (26) we get

$$\begin{aligned}
\frac{2}{3}\ln 3 + \frac{5}{3}\ln 2 - \frac{1}{6}\ln(m_{\chi}\tau) - \frac{2}{3}\ln Y &= \ln\left(\frac{k}{a_0}\right) + \ln(1 + Z_{\text{eq(MR)}}) - \ln\rho_{\text{eq(MR)}}^{1/4} \\
&\quad + \frac{3\bar{w}_{\text{reh}} - 1}{12(1 + \bar{w}_{\text{reh}})}\ln\rho_{\text{reh}} - \frac{1}{3(1 + \bar{w}_{\text{reh}})}\ln\rho_{\text{end}} + \Delta N_k - \ln H_k.
\end{aligned} \tag{32}$$

To make a contact with the slow-roll inflation, we begin by the definition of the slow-roll parameter, ϵ , as

$$\epsilon = -\frac{\dot{H}}{H^2} = \frac{\frac{3}{2}\dot{\phi}^2}{\frac{1}{2}\dot{\phi}^2 + V(\phi)}. \tag{33}$$

From Eq. (33), the kinetic energy of the inflaton field can be expressed in terms of the slow-roll parameter ϵ as

$$\frac{1}{2}\dot{\phi}^2 = \frac{\epsilon V(\phi)}{3 - \epsilon}. \tag{34}$$

Now, we can write the energy density of the Universe and the Hubble parameter during inflation as a function of the slow-roll parameter ϵ as follows

$$\rho(\phi) = \frac{1}{2}\dot{\phi}^2 + V(\phi) = \frac{3V(\phi)}{3 - \epsilon}, \tag{35}$$

$$H^2 = \frac{\rho}{3M_{\text{Pl}}^2} = \frac{1}{M_{\text{Pl}}^2} \left(\frac{V(\phi)}{3 - \epsilon} \right). \quad (36)$$

At the end of inflation, the slow-roll parameter becomes of the order of unity, $\epsilon \sim 1$. Hence, the energy density of the Universe at the end of inflation is $\rho_{\text{end}} = \frac{3}{2}V_{\text{end}}$, with V_{end} being the potential at the end of inflation. Therefore, employing Eq. (35) in Eq. (32), the modulus mass can be expressed in terms of the inflationary and reheating parameters as given below

$$m_\chi \approx 4\sqrt{\pi}M_{\text{Pl}}\text{Exp} \left\{ - \left(\frac{2}{3} \ln 3 + \frac{5}{3} \ln 2 - \frac{2}{3} \ln Y - \ln \left(\frac{k}{a_0} \right) - \ln(1 + Z_{\text{eq(MR)})} \right) + \ln \rho_{\text{eq(MR)}}^{1/4} \right. \\ \left. - \frac{3\bar{w}_{\text{reh}}-1}{12(1+\bar{w}_{\text{reh}})} \ln \left(\frac{\pi^2}{30} g_{\text{reh}} T_{\text{reh}}^4 \right) - \frac{1}{3(1+\bar{w}_{\text{reh}})} \ln \left(\frac{3}{2} V_{\text{end}} \right) - \Delta N_k + \ln H_k \right\} \quad (37)$$

Eq. (37) is the key relationship we shall use for relating the moduli mass, late time observables and reheating parameters for different inflationary models. We consider $Y = 1/10$ as per Ref.s [40, 73], and $g_{\text{reh}} \sim 100$ [69] for our calculations.

Before we commence our analysis, we point out that in ref. [40] the parameter w_{re} is quite reasonably assumed to be $w_{\text{re}} < \frac{1}{3}$. Ref [73] introduces two parameters w_{re1} and w_{re2} for the two reheating phases and the same assumption on the limits to their values is made. We are able to reproduce the bound $m_\chi \gtrsim 10^9 \text{GeV}$ as obtained in these works, when we use the simpler parameter values used there, though we use the updated data of Planck 2018. However, due to the exponential nature of some of the dependences, it becomes important to study the variation due to \bar{w}_{reh} , and the limited range of its allowed values then sharpens the constraints substantially as will be seen in the following.

III. INFLATIONARY MODELS AND CONSTRAINTS ON THE LIGHTEST MODULUS MASS

Quadratic large field model:

The quadratic large field model [26, 69, 79, 91] of inflation is described by the potential $V(\phi) = \frac{1}{2}m^2\phi^2$. Now, consider the mode k_* corresponding to the pivot scale introduced above, Eq. (1), which crosses the Hubble radius H_* during inflation when the field ϕ has attained the value ϕ_* . The number of e-folds remaining after the pivot scale k_* crosses the

Hubble radius is

$$\Delta N_* \simeq \frac{1}{M_{\text{Pl}}^2} \int_{\phi_{\text{end}}}^{\phi_*} \frac{V}{V'} d\phi = \frac{1}{4} \left[\left(\frac{\phi_*}{M_{\text{Pl}}} \right)^2 - 2 \right], \quad (38)$$

where we have used the condition defining the end of inflation, $\epsilon = 1$ which gives $\frac{\phi_{\text{end}}^2}{M_{\text{Pl}}^2} = 2$. Using $\epsilon = 2M_{\text{Pl}}^2/\phi^2$ as arises in this model, the spectral index n_s , Eq. (2), can be written as

$$n_s = 1 - 8 \left(\frac{M_{\text{Pl}}}{\phi_*} \right)^2. \quad (39)$$

And thus ΔN_* as a function of the scalar spectral index n_s and is given by

$$\Delta N_* = \left(\frac{2}{1 - n_s} - \frac{1}{2} \right). \quad (40)$$

Further, in this model one obtains the relation

$$H_* = \pi M_{\text{Pl}} \sqrt{2A_s(1 - n_s)} \quad (41)$$

where n_s although strictly k dependent has been replaced by it almost constant value. This, along with the relation of H and field ϕ in this model, and the criterion for the end of inflation as used in (38), gives the value of V at the end of the inflation, V_{end} , as a function of A_s and n_s ,

$$V_{\text{end}} = \frac{1}{2} m^2 \phi_{\text{end}}^2 \approx \frac{3}{2} \pi^2 A_s M_{\text{Pl}}^4 (1 - n_s)^2. \quad (42)$$

Substituting Eqs. (39), (41) and (42) in Eq. (37) the modulus mass can be expressed as a function of n_s as

$$m_\chi \approx 4\sqrt{\pi} M_{\text{Pl}} \text{Exp} \left\{ - \left(\frac{2}{3} \ln 3 + \frac{5}{3} \ln 2 - \frac{2}{3} \ln Y - \ln \left(\frac{k_*}{a_0} \right) - \ln(1 + Z_{\text{eq(MR)}}) + \ln \rho_{\text{eq(MR)}}^{1/4} \right. \right. \\ \left. \left. - \frac{3\bar{w}_{\text{reh}} - 1}{12(1 + \bar{w}_{\text{reh}})} \ln \left(\frac{\pi^2}{30} g_{\text{reh}} T_{\text{reh}}^4 \right) - \frac{1}{3(1 + \bar{w}_{\text{reh}})} \ln \left(\frac{3}{2} \pi^2 A_s M_{\text{Pl}}^4 (1 - n_s)^2 \right) \right. \right. \\ \left. \left. - \left(\frac{2}{1 - n_s} - \frac{1}{2} \right) + \ln \left(\pi M_{\text{Pl}} \sqrt{2A_s(1 - n_s)} \right) \right) \right\} \quad (43)$$

The variation of the modulus mass, m_χ , as a function of the scalar spectral index n_s for different values of \bar{w}_{reh} and reheating temperature T_{reh} are shown in figure 2. Planck's central value of $A_s = 2.1 \times 10^{-9}$ and $z_{\text{eq(MR)}} = 3402$ are used, and the parameter $\rho_{\text{eq(MR)}}$ is computed to be 10^{-9} GeV [1] to obtain the figure 2. For reheating temperature $T_{\text{reh}} < 10^{10}$ GeV, within Planck's 1σ bounds on n_s , curves with $\bar{w}_{\text{reh}} < 0$ require $m_\chi > M_{\text{Pl}}$. However, for $T_{\text{reh}} \geq 10^{10}$ GeV and $\bar{w}_{\text{reh}} > -\frac{1}{6}$, we obtain $m_\chi < M_{\text{Pl}}$ within Planck's 1σ bounds on n_s . From figure 2

we see that with larger values of the reheating temperature, T_{reh} , all curves come closer, and at a temperature around $T_{\text{reh}} \sim 10^{15}$ GeV all curves converge which corresponds to an instantaneous reheating (see Ref. [41]).

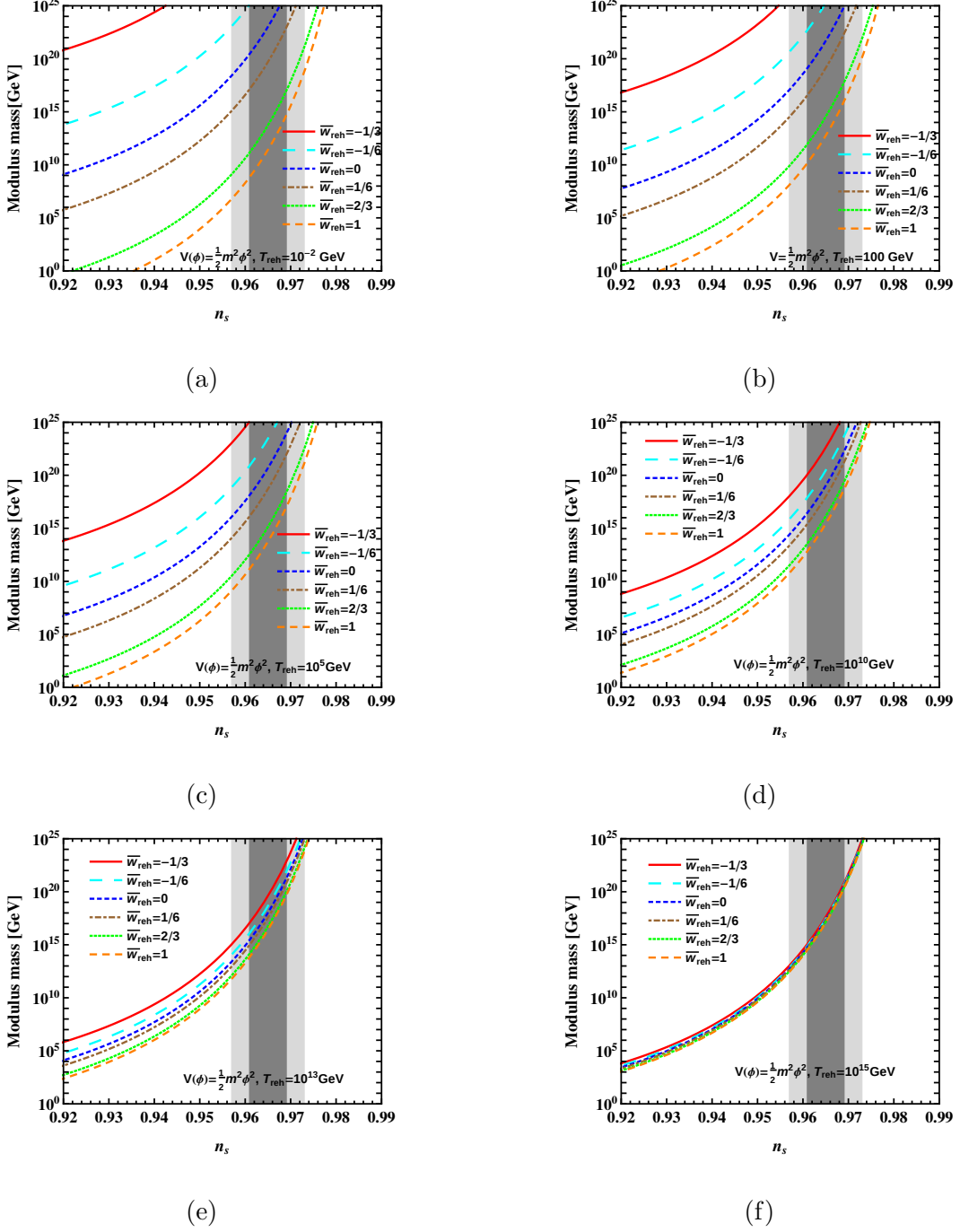


FIG. 2: Plots of allowed modulus mass values m_χ as a function of n_s for the quadratic large field model for different values of \bar{w}_{reh} : $\bar{w}_{\text{reh}} = -\frac{1}{3}$ (solid red), $\bar{w}_{\text{reh}} = -\frac{1}{6}$ (large dashed cyan), $\bar{w}_{\text{reh}} = 0$ (small dashed blue), $\bar{w}_{\text{reh}} = \frac{1}{6}$ (dot-dashed brown), $\bar{w}_{\text{reh}} = \frac{2}{3}$ (tiny dashed green), $\bar{w}_{\text{reh}} = 1$ (medium dashed orange). The dark gray and light gray shaded regions correspond to the 1σ and 2σ bounds respectively on n_s from Planck 2018 data (TT, TE, EE + lowE + lensing) [1].

Quartic hilltop potential:

In this model, inflation occurs at very small value of the field and at the top of the flat potential. The potential for this kind of inflation is described by [22, 26, 92].

$$V(\phi) = V_0 \left[1 - \left(\frac{\phi}{\mu} \right)^p \right]. \quad (44)$$

The field value at the end of inflation is calculated by setting $\epsilon = 1$ and $\phi_{\text{end}} < \mu$ which leads to the following equation

$$\left(\frac{\phi_{\text{end}}}{\mu} \right)^p + \frac{p}{\sqrt{2}} \frac{M_{\text{Pl}}}{\mu} \left(\frac{\phi_{\text{end}}}{\mu} \right)^{p-1} = 1. \quad (45)$$

As per Ref. [41, 51], we have considered $p = 4$ and $\mu = 15M_{\text{Pl}}$ and obtained $\frac{\phi_{\text{end}}}{M_{\text{Pl}}} = 14.34$. For this quartic hilltop model we obtain

$$\Delta N_* = 6.328 \times 10^3 \left[\left(\frac{M_{\text{Pl}}}{\phi_*} \right)^2 - \left(\frac{1}{14.34} \right)^2 \right] + \frac{1}{8} \left[\left(\frac{\phi_*}{M_{\text{Pl}}} \right)^2 - (14.34)^2 \right]. \quad (46)$$

We can write the field value at the time of horizon crossing of the pivot scale as a function of n_s as given below

$$\begin{aligned} n_s &= 1 - 6\epsilon_* + 2\eta_* \\ &= 1 - 3M_{\text{Pl}}^2 \left(-\frac{4\phi_*^3}{(15M_{\text{Pl}})^4} - \phi_*^4 \right)^2 - \frac{24\phi_*^2}{(15M_{\text{Pl}})^4 - \phi_*^4} M_{\text{Pl}}^2 \end{aligned} \quad (47)$$

The H_* and V_{end} can be expressed as a function of A_s and n_s as

$$H_* = 8\pi M_{\text{Pl}} \left(\frac{\chi^3(n_s)}{15^4 - \chi^4(n_s)} \right) \sqrt{A_s} = 8\pi M_{\text{Pl}} \beta(n_s) \sqrt{A_s}, \quad (48)$$

$$V_{\text{end}} = \gamma A_s M_{\text{Pl}}^4 \frac{\beta^3(n_s) (3 - 8\beta^2(n_s))}{\chi^3(n_s)}, \quad (49)$$

where, $\chi(n_s) = \frac{\phi_*}{M_{\text{Pl}}}(n_s)$ is the solution of equation Eq. (47). Here we define $\beta(n_s) = \frac{\chi^3(n_s)}{15^4 - \chi^4(n_s)}$ and $\gamma = 5.28 \times 10^6$. Using the above expressions one can write out m_χ as a function of A_s and n_s for this quartic hilltop potential, and is given below

$$\begin{aligned} m_\chi \approx 4\sqrt{\pi} M_{\text{Pl}} \text{Exp} \left\{ - \left(\frac{2}{3} \ln 3 + \frac{5}{3} \ln 2 - \frac{2}{3} \ln Y - \ln \left(\frac{k_*}{a_0} \right) - \ln(1 + Z_{\text{eq}}(\text{MR})) + \ln \rho_{\text{eq}}^{1/4} \right. \right. \\ \left. \left. - \frac{3\bar{w}_{\text{reh}} - 1}{12(1 + \bar{w}_{\text{reh}})} \ln \left(\frac{\pi^2}{30} g_{\text{reh}} T_{\text{reh}}^4 \right) - \frac{1}{3(1 + \bar{w}_{\text{reh}})} \ln \left(\frac{\frac{3}{2} \gamma A_s M_{\text{Pl}}^4 \beta(n_s) (3 - 8\beta^2(n_s))}{\chi^3(n_s)} \right) \right. \right. \\ \left. \left. - \Delta N_*(n_s) + \ln(8\pi M_{\text{Pl}} \beta(n_s) \sqrt{A_s}) \right) \right\}. \end{aligned} \quad (50)$$

Using the above expression, Eq. (50), we plot the variation of m_χ with n_s for six different values of \bar{w}_{reh} and T_{reh} in figure 3. Within Planck's 1σ bounds on n_s , for reheating temperature $T_{\text{reh}} < 10^5$ GeV, curves with $\bar{w}_{\text{reh}} < \frac{1}{6}$ predict $m_\chi < M_{\text{Pl}}$. However, for higher reheating temperature, $T_{\text{reh}} > 10^5$ GeV, one obtains $m_\chi < M_{\text{Pl}}$ for all possible \bar{w}_{reh} . Within Planck's 2σ bounds on n_s , only curves with $\bar{w} < -\frac{1}{6}$ and reheating temperature $T_{\text{reh}} \leq 10^5$ GeV gives $m_\chi > M_{\text{Pl}}$.

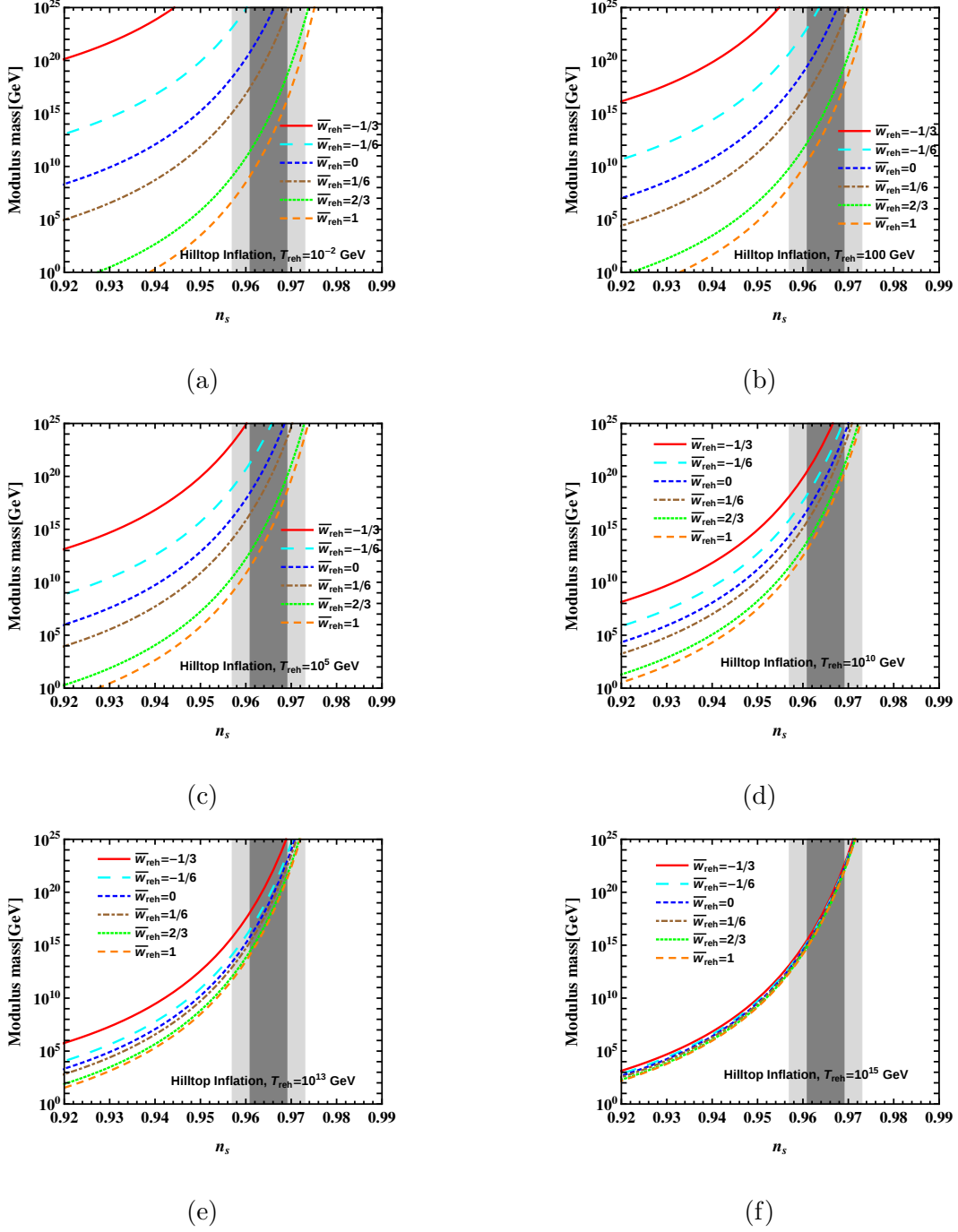


FIG. 3: Plots of allowed modulus mass values m_χ as a function of n_s for the quartic hilltop potential. All curves and shaded regions are as for figure 2.

Starobinsky model:

The potential for the Starobinsky model can be written as [93, 94]

$$V(\phi) = \Lambda^4 \left(1 - e^{-\sqrt{\frac{2}{3}}\phi/M_{\text{Pl}}}\right)^2, \quad (51)$$

Where Λ is the energy scale. Similar to the large field and hilltop model, the ΔN_* , H_* and V_{end} can be expressed as a function of n_s , and are given below (see Ref. [41] for details calculation)

$$\Delta N_* = \frac{3}{4} \left[\frac{8}{3(1-n_s)} - \left(1 + \frac{2}{\sqrt{3}}\right) - \ln \left(\frac{8}{(1-n_s)(3+2\sqrt{3})} \right) \right], \quad (52)$$

$$H_* \approx \pi M_{\text{Pl}} (1-n_s) \sqrt{\frac{3}{2} A_s} \quad (53)$$

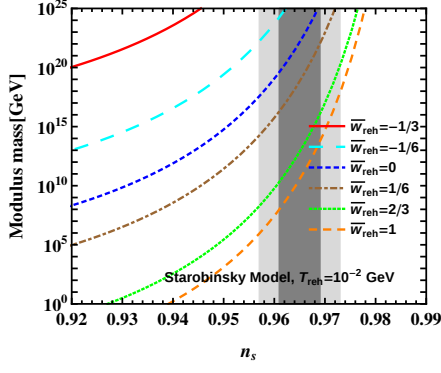
and

$$V_{\text{end}} \approx \frac{9}{2} \pi^2 A_s M_{\text{Pl}}^4 (1-n_s)^2 \frac{1}{\left(1 + \frac{\sqrt{3}}{2}\right)^2}. \quad (54)$$

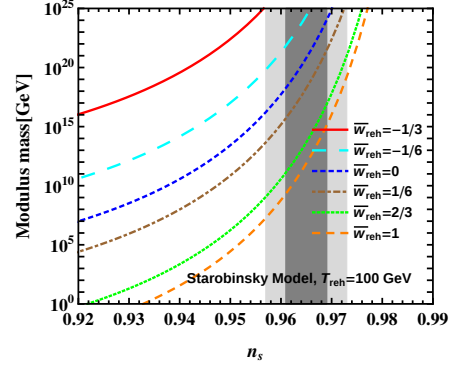
Using the above expressions one can write m_χ as a function of n_s and A_s for the Starobinsky model, and is given by

$$m_\chi \approx 4\sqrt{\pi} M_{\text{Pl}} \text{Exp} \left\{ - \left(\frac{2}{3} \ln 3 + \frac{5}{3} \ln 2 - \frac{2}{3} \ln Y - \ln \left(\frac{k_*}{a_0} \right) - \ln(1 + Z_{\text{eq(MR)}}) + \ln \rho_{\text{eq}}^{1/4} \right. \right. \\ \left. \left. - \frac{3\bar{w}_{\text{reh}}-1}{12(1+\bar{w}_{\text{reh}})} \ln \left(\frac{\pi^2}{30} g_{\text{reh}} T_{\text{reh}}^4 \right) - \frac{1}{3(1+\bar{w}_{\text{reh}})} \ln \left(\frac{27}{4} \pi^2 A_s M_{\text{Pl}}^4 (1-n_s)^2 \frac{1}{\left(1 + \frac{\sqrt{3}}{2}\right)^2} \right) \right. \right. \\ \left. \left. - \frac{3}{4} \left(\frac{8}{3(1-n_s)} - \left(1 + \frac{2}{\sqrt{3}}\right) - \ln \left(\frac{8}{(1-n_s)(3+2\sqrt{3})} \right) \right) + \ln \left(\pi M_{\text{Pl}} \sqrt{2A_s(1-n_s)} \right) \right) \right\} \quad (55)$$

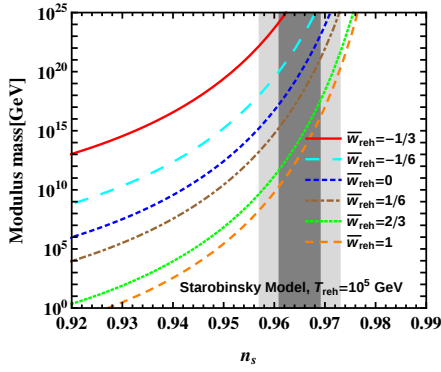
For the Starobinsky model, using Eq. (55), the relation between m_χ and n_s for different values of \bar{w}_{reh} and T_{reh} are shown in figure 4. For this model when the reheating temperature is less than 10^5 GeV, curves with $\bar{w}_{\text{reh}} < 0$, within Planck's 1σ bounds on n_s requires the modulus mass to lie in the super Planckian regime. However, for higher values of the reheating temperature all curves move toward the centre and predict the modulus mass in the sub-Planckian range.



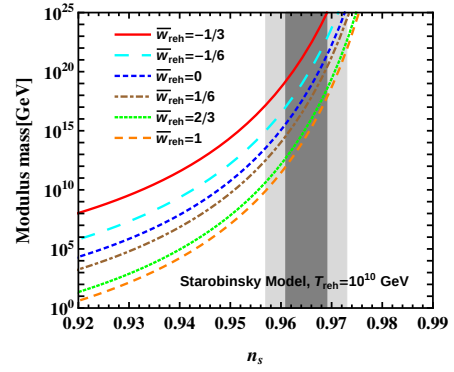
(a)



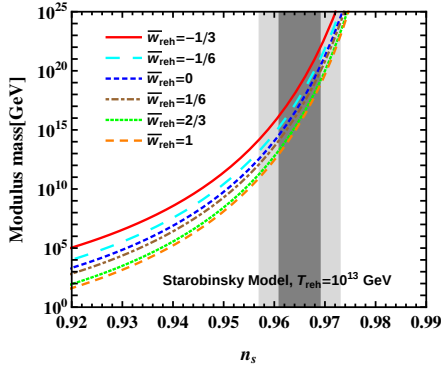
(b)



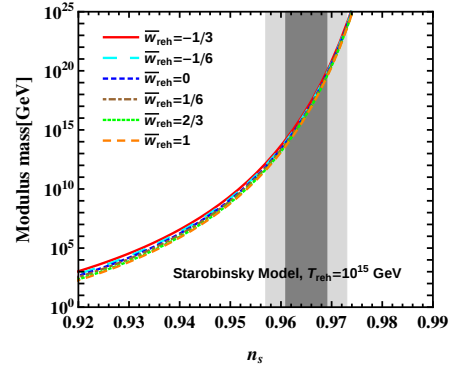
(c)



(d)



(e)



(f)

FIG. 4: Plots of allowed modulus mass values m_χ as a function of n_s for the Starobinsky model. All curves and shaded regions are as for figure 2.

IV. FEATURES IN THE INFLATON POTENTIAL AND CONSTRAINTS ON MODULUS MASS

In Ref. [41] we showed that the successful explanation of the CMB low multipole anomalies by considering a feature in the inflaton potential the reheating parameters T_{reh} , \bar{w}_{reh} and N_{reh} can be constrained for the large field, quartic hilltop and Starobinsky models. Using these constraints on the reheating parameters (the upper bounds on $\bar{w}_{\text{reh}}, T_{\text{reh}}$), we plot the modulus mass as a function of the scalar spectral index n_s for different single field inflationary models in Fig. 5. For Planck’s central value of $n_s = 0.965$, we obtain $m_\chi \approx 1.64 \times 10^{16}$, 3.17×10^{18} and 2.18×10^{18} GeV respectively for the quadratic large field, quartic hilltop and Starobinsky model. The 1σ lower limit of n_s gives $m_\chi \approx 4.74 \times 10^{13}$ GeV, 2.84×10^{15} GeV and 5.94×10^{15} GeV for the quadratic large field, quartic hilltop and Starobinsky model respectively. The 1σ upper limit of n_s gives $m_\chi > M_{\text{Pl}}$ which rules out late time modulus cosmology.

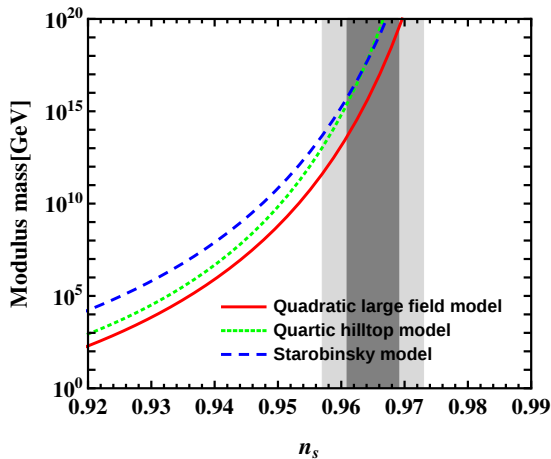


FIG. 5: Plots of allowed modulus mass m_χ as a function of n_s for different inflationary models by considering the constraints of Ref. [41] obtained for a successful explanation of the CMB low multipole anomalies by considering a step in the inflaton potential. The solid red, dotted green and dashed blue curves represent the quadratic large field, quartic hilltop, and Starobinsky model respectively. The dark gray and light gray shaded regions correspond to the 1σ and 2σ bounds respectively on n_s from Planck 2018 data (TT, TE, EE + lowE + lensing) [1].

V. DISCUSSION AND CONCLUSIONS

We have obtained a relation among the reheating parameters, the modulus mass (m_χ) and the inflationary observables for single field inflationary models. This is done by tracing the evolution of specific observable scales in CMB from the time of their Hubble crossing during inflation to the present time. This is in principle the same methodology as followed in [40] which obtained a bound $m_\chi > 10^9$ GeV by obtaining a relation between m_χ and scalar spectral index n_s . However, by carefully pursuing the analysis and insisting that \bar{w}_{reh} lies within physically acceptable range and T_{reh} within the phenomenologically constrained range, we obtain a substantially stronger bound. This is shown in Figs 2, 3, and 4. Generically our lower bounds on m_χ for all models are high, $\gtrsim 10^{12} - 10^{15}$ GeV. Conversely, for $\bar{w}_{\text{reh}} < \frac{1}{3}$, the lowest value of reheat temperature we get is $T_{\text{reh}} \gtrsim 10^5$ GeV obtained by requiring that the modulus mass remains sub-Planckian, $m_\chi < M_{\text{Pl}}$.

Further, we considered modeling the CMB low multipole anomalies through feature in the inflaton potential. This gives a further handle on the reheat parameters. The simultaneous demand of explaining the CMB anomalies and disappearance of the heavy moduli to accord with observed cosmology requires that 10^{13} GeV $\lesssim m_\chi \lesssim 10^{15}$ GeV depending on the model.

Thus we have leveraged the requirement that the paradigm of inflation, if it is to explain the perturbations for galaxy formation as arising from the fluctuations existing the horizon during inflationary period in the simplest way, must require that the Universe remain Friedmann like, homogeneous and isotropic at all epochs. This implies that the reheating or transitional phase between the inflationary and radiation dominated epochs must also remain homogeneous and isotropic on the average. Under the assumption of reheating then, we are able to parameterise the transitory epoch by an effective equation of state parameter for the material content, agnostic of the particle physics details of how this reheating proceeds. The fact that the physically permitted range for this parameter is highly restricted, leads to rather stringent constraints on new physics that may intervene, such as the moduli fields. While a fully detailed model of reheating may provide even more refined information we do have reasonably robust relation of the light moduli mass on other physical parameters. The study may be taken as a demonstration that substantial knowledge about an epoch such as the reheating phase buried deep in the early epochs of the Universe is accessible by CMB

observables today.

- [1] N. Aghanim et al. (Planck) (2018), 1807.06209.
- [2] Y. Akrami et al. (Planck) (2018), 1807.06211.
- [3] P. A. R. Ade et al. (Planck), *Astron. Astrophys.* **594**, A13 (2016), 1502.01589.
- [4] P. A. R. Ade et al. (Planck), *Astron. Astrophys.* **594**, A20 (2016), 1502.02114.
- [5] P. A. R. Ade et al. (Planck), *Astron. Astrophys.* **571**, A22 (2014), 1303.5082.
- [6] P. A. R. Ade et al. (Planck), *Astron. Astrophys.* **571**, A16 (2014), 1303.5076.
- [7] J. Dunkley et al. (WMAP), *Astrophys. J. Suppl.* **180**, 306 (2009), 0803.0586.
- [8] E. Komatsu et al. (WMAP), *Astrophys. J. Suppl.* **180**, 330 (2009), 0803.0547.
- [9] E. Komatsu, K. M. Smith, J. Dunkley, C. L. Bennett, B. Gold, G. Hinshaw, N. Jarosik, D. Larson, M. R.olta, L. Page, et al., *The Astrophysical Journal Supplement Series* **192**, 18 (2011), URL <http://stacks.iop.org/0067-0049/192/i=2/a=18>.
- [10] G. Hinshaw, D. Larson, E. Komatsu, D. N. Spergel, C. L. Bennett, J. Dunkley, M. R. Nolta, M. Halpern, R. S. Hill, N. Odegard, et al., *The Astrophysical Journal Supplement Series* **208**, 19 (2013), URL <http://stacks.iop.org/0067-0049/208/i=2/a=19>.
- [11] H. V. Peiris et al. (WMAP), *Astrophys. J. Suppl.* **148**, 213 (2003), astro-ph/0302225.
- [12] D. Larson, J. Dunkley, G. Hinshaw, E. Komatsu, M. R. Nolta, C. L. Bennett, B. Gold, M. Halpern, R. S. Hill, N. Jarosik, et al., *The Astrophysical Journal Supplement Series* **192**, 16 (2011), URL <http://stacks.iop.org/0067-0049/192/i=2/a=16>.
- [13] M. L. Brown, P. Ade, J. Bock, M. Bowden, G. Cahill, P. G. Castro, S. Church, T. Culverhouse, R. B. Friedman, K. Ganga, et al., *The Astrophysical Journal* **705**, 978 (2009), URL <http://stacks.iop.org/0004-637X/705/i=1/a=978>.
- [14] C. L. Reichardt et al., *Astrophys. J.* **694**, 1200 (2009), 0801.1491.
- [15] A. H. Guth and S. Y. Pi, *Phys. Rev. Lett.* **49**, 1110 (1982).
- [16] A. A. Starobinsky, *Phys. Lett.* **B117**, 175 (1982).
- [17] V. F. Mukhanov, H. A. Feldman, and R. H. Brandenberger, *Phys. Rept.* **215**, 203 (1992).
- [18] J. M. Bardeen, P. J. Steinhardt, and M. S. Turner, *Phys. Rev.* **D28**, 679 (1983).
- [19] A. Riotto, in *Astroparticle physics and cosmology. Proceedings: Summer School, Trieste, Italy, Jun 17-Jul 5 2002* (2002), pp. 317–413, hep-ph/0210162.

- [20] A. A. Starobinsky, Phys. Lett. **91B**, 99 (1980).
- [21] A. H. Guth, Phys. Rev. **D23**, 347 (1981).
- [22] A. D. Linde, Phys. Lett. **B108**, 389 (1982).
- [23] S. W. Hawking, Phys. Lett. **115B**, 295 (1982).
- [24] A. D. Linde, Phys. Lett. **B129**, 177 (1983).
- [25] A. D. Linde, Lect. Notes Phys. **738**, 1 (2008), 0705.0164.
- [26] J. Martin, C. Ringeval, and V. Vennin, Phys. Dark Univ. **5-6**, 75 (2014), 1303.3787.
- [27] C. P. Burgess, M. Cicoli, and F. Quevedo, JCAP **1311**, 003 (2013), 1306.3512.
- [28] E. Silverstein (2013), 1311.2312.
- [29] D. Baumann and L. McAllister, *Inflation and String Theory*, Cambridge Monographs on Mathematical Physics (Cambridge University Press, 2015), ISBN 9781107089693, 9781316237182, 1404.2601, URL <http://www.cambridge.org/mw/academic/subjects/physics/theoretical-physics-and-mathematical-physics/inflation-and-string-theory?format=HB>.
- [30] M. S. Turner, Phys. Rev. **D28**, 1243 (1983).
- [31] J. H. Traschen and R. H. Brandenberger, Phys. Rev. **D42**, 2491 (1990).
- [32] A. Albrecht, P. J. Steinhardt, M. S. Turner, and F. Wilczek, Phys. Rev. Lett. **48**, 1437 (1982).
- [33] L. Kofman, A. D. Linde, and A. A. Starobinsky, Phys. Rev. Lett. **73**, 3195 (1994), hep-th/9405187.
- [34] L. Kofman, A. D. Linde, and A. A. Starobinsky, Phys. Rev. **D56**, 3258 (1997), hep-ph/9704452.
- [35] M. Drewes and J. U. Kang, Nucl. Phys. **B875**, 315 (2013), [Erratum: Nucl. Phys.B888,284(2014)], 1305.0267.
- [36] R. Allahverdi, R. Brandenberger, F.-Y. Cyr-Racine, and A. Mazumdar, Ann. Rev. Nucl. Part. Sci. **60**, 27 (2010), 1001.2600.
- [37] G. D. Coughlan, W. Fischler, E. W. Kolb, S. Raby, and G. G. Ross, Phys. Lett. **131B**, 59 (1983).
- [38] T. Banks, D. B. Kaplan, and A. E. Nelson, Phys. Rev. **D49**, 779 (1994), hep-ph/9308292.
- [39] B. de Carlos, J. A. Casas, F. Quevedo, and E. Roulet, Phys. Lett. **B318**, 447 (1993), hep-ph/9308325.
- [40] K. Dutta and A. Maharana, Phys. Rev. **D91**, 043503 (2015), 1409.7037.

- [41] R. Goswami and U. A. Yajnik, JCAP **1810**, 018 (2018), 1806.10340.
- [42] S. Hannestad, Phys. Rev. **D63**, 043009 (2001), astro-ph/0009296.
- [43] S. L. Bridle, A. M. Lewis, J. Weller, and G. Efstathiou, Mon. Not. Roy. Astron. Soc. **342**, L72 (2003), astro-ph/0302306.
- [44] P. Mukherjee and Y. Wang, Astrophys. J. **599**, 1 (2003), astro-ph/0303211.
- [45] S. Hannestad, JCAP **0404**, 002 (2004), astro-ph/0311491.
- [46] A. Shafieloo and T. Souradeep, Phys. Rev. **D70**, 043523 (2004), astro-ph/0312174.
- [47] A. Shafieloo, T. Souradeep, P. Manimaran, P. K. Panigrahi, and R. Rangarajan, Phys. Rev. **D75**, 123502 (2007), astro-ph/0611352.
- [48] A. Shafieloo and T. Souradeep, Phys. Rev. **D78**, 023511 (2008), 0709.1944.
- [49] R. Nagata and J. Yokoyama, Phys. Rev. **D79**, 043010 (2009), 0812.4585.
- [50] G. Nicholson and C. R. Contaldi, Journal of Cosmology and Astroparticle Physics **2009**, 011 (2009), URL <http://stacks.iop.org/1475-7516/2009/i=07/a=011>.
- [51] D. K. Hazra, M. Aich, R. K. Jain, L. Sriramkumar, and T. Souradeep, JCAP **1010**, 008 (2010), 1005.2175.
- [52] D. K. Hazra, A. Shafieloo, G. F. Smoot, and A. A. Starobinsky, JCAP **1609**, 009 (2016), 1605.02106.
- [53] D. K. Hazra, D. Paoletti, M. Ballardini, F. Finelli, A. Shafieloo, G. F. Smoot, and A. A. Starobinsky (2017), 1710.01205.
- [54] A. A. Starobinsky, JETP Lett. **55**, 489 (1992), [Pisma Zh. Eksp. Teor. Fiz.55,477(1992)].
- [55] C. Dvorkin and W. Hu, Phys. Rev. **D81**, 023518 (2010), 0910.2237.
- [56] J. A. Adams, B. Cresswell, and R. Easther, Phys. Rev. **D64**, 123514 (2001), astro-ph/0102236.
- [57] L. Covi, J. Hamann, A. Melchiorri, A. Slosar, and I. Sorbera, Phys. Rev. **D74**, 083509 (2006), astro-ph/0606452.
- [58] J. Hamann, L. Covi, A. Melchiorri, and A. Slosar, Phys. Rev. **D76**, 023503 (2007), astro-ph/0701380.
- [59] M. J. Mortonson, C. Dvorkin, H. V. Peiris, and W. Hu, Phys. Rev. **D79**, 103519 (2009), 0903.4920.
- [60] M. Joy, V. Sahni, and A. A. Starobinsky, Phys. Rev. **D77**, 023514 (2008), 0711.1585.
- [61] R. K. Jain, P. Chingangbam, J.-O. Gong, L. Sriramkumar, and T. Souradeep, JCAP **0901**, 009 (2009), 0809.3915.

- [62] R. K. Jain, P. Chingangbam, L. Sriramkumar, and T. Souradeep, Phys. Rev. **D82**, 023509 (2010), 0904.2518.
- [63] I. Garg and U. A. Yajnik, Phys. Rev. **D98**, 063523 (2018), 1802.03915.
- [64] M. Kawasaki, K. Kohri, and N. Sugiyama, Phys. Rev. Lett. **82**, 4168 (1999), astro-ph/9811437.
- [65] M. Kawasaki, K. Kohri, and N. Sugiyama, Phys. Rev. **D62**, 023506 (2000), astro-ph/0002127.
- [66] G. Steigman, Ann. Rev. Nucl. Part. Sci. **57**, 463 (2007), 0712.1100.
- [67] A. R. Liddle and S. M. Leach, Phys. Rev. **D68**, 103503 (2003), astro-ph/0305263.
- [68] J. Martin and C. Ringeval, Phys. Rev. **D82**, 023511 (2010), 1004.5525.
- [69] L. Dai, M. Kamionkowski, and J. Wang, Phys. Rev. Lett. **113**, 041302 (2014), 1404.6704.
- [70] J. Martin, C. Ringeval, and V. Vennin, Phys. Rev. Lett. **114**, 081303 (2015), 1410.7958.
- [71] J.-O. Gong, S. Pi, and G. Leung, JCAP **1505**, 027 (2015), 1501.03604.
- [72] G. Kane, K. Sinha, and S. Watson, Int. J. Mod. Phys. **D24**, 1530022 (2015), 1502.07746.
- [73] K. Das, K. Dutta, and A. Maharana, Phys. Lett. **B751**, 195 (2015), 1506.05745.
- [74] M. Cicoli, K. Dutta, A. Maharana, and F. Quevedo, JCAP **1608**, 006 (2016), 1604.08512.
- [75] S. Bhattacharya, K. Dutta, and A. Maharana, Phys. Rev. **D96**, 083522 (2017), [Addendum: Phys. Rev.D96,no.10,109901(2017)], 1707.07924.
- [76] S. Bhattacharya, K. Dutta, M. R. Gangopadhyay, and A. Maharana, Phys. Rev. **D97**, 123533 (2018), 1711.04807.
- [77] A. Maharana and I. Zavala, Phys. Rev. **D97**, 123518 (2018), 1712.07071.
- [78] A. R. Liddle and D. H. Lyth, Phys. Rept. **231**, 1 (1993), astro-ph/9303019.
- [79] B. A. Bassett, S. Tsujikawa, and D. Wands, Rev. Mod. Phys. **78**, 537 (2006), astro-ph/0507632.
- [80] A. S. Goncharov, A. D. Linde, and M. I. Vysotsky, Phys. Lett. **147B**, 279 (1984).
- [81] M. Dine, W. Fischler, and D. Nemeschansky, Phys. Lett. **136B**, 169 (1984).
- [82] G. D. Coughlan, R. Holman, P. Ramond, and G. G. Ross, Phys. Lett. **140B**, 44 (1984).
- [83] M. Dine, L. Randall, and S. D. Thomas, Phys. Rev. Lett. **75**, 398 (1995), hep-ph/9503303.
- [84] M. Dine, L. Randall, and S. D. Thomas, Nucl. Phys. **B458**, 291 (1996), hep-ph/9507453.
- [85] D. Boyanovsky, H. J. de Vega, R. Holman, and J. F. J. Salgado, in *String theory in curved space times. Proceedings, String Gravity Meeting, Paris, France, June 6-7, 1996* (1996), pp. 260–280, astro-ph/9609007.
- [86] L. Kofman, in *Particle cosmology. Proceedings, 3rd RESCEU International Symposium, Tokyo, Japan, November 10-13, 1997* (1997), pp. 1–8, hep-ph/9802285.

- [87] G. N. Felder, L. Kofman, and A. D. Linde, Phys. Rev. **D59**, 123523 (1999), hep-ph/9812289.
- [88] G. F. Giudice, A. Riotto, and I. I. Tkachev, JHEP **06**, 020 (2001), hep-ph/0103248.
- [89] M. Desroche, G. N. Felder, J. M. Kratochvil, and A. D. Linde, Phys. Rev. **D71**, 103516 (2005), hep-th/0501080.
- [90] J. Martin, Braz. J. Phys. **34**, 1307 (2004), astro-ph/0312492.
- [91] A. D. Linde, JETP Lett. **38**, 176 (1983), [Pisma Zh. Eksp. Teor. Fiz.38,149(1983)].
- [92] W. H. Kinney and K. T. Mahanthappa, Phys. Lett. **B383**, 24 (1996), hep-ph/9511460.
- [93] A. Kehagias, A. Moradinezhad Dizgah, and A. Riotto, Phys. Rev. **D89**, 043527 (2014), 1312.1155.
- [94] J. L. Cook, E. Dimastrogiovanni, D. A. Easson, and L. M. Krauss, JCAP **1504**, 047 (2015), 1502.04673.