

# Hecke algebra trace algorithm and some conjectures on weave knots

Rama Mishra<sup>†</sup> and Hitesh Raundal<sup>\*</sup>

## Abstract

In this paper, we perform a case study of a very special family of knots  $W(p, m)$  known as *weaving knots of type  $(p, m)$* . This infinite family of knots are hyperbolic and alternating and there are known interesting results as well as conjectures which relate their topological invariants to their geometric invariants. To explore more on the relationship between the topological and geometric invariants of this family of knots, we look upon these knots as closure of  $p$  braids written in terms of generators of braid group  $B_p$  and consider the image of this braid under representation of  $B_p$  into the Hecke algebra  $H_p(q)$  over a field  $K$ . We write an algorithm to explicitly compute the trace of this element in  $H_p(q)$  corresponding to parameters  $q$  and  $z$ . We use this algorithm to derive invariants of these knots. We generate data for  $W(4, m)$ ,  $W(5, m)$  and  $W(6, m)$  families and provide evidence for the conjecture of Dasbach and Lin that higher twist numbers defined by them in [8] provide better volume bound for weaving knots than in [6]. We also look at the asymptotics of the distribution of ranks of Khovanov homology groups of  $W(p, m)$  for a fixed  $p$  as  $m$  grows large.

## 1 Introduction

Hecke algebras are quotients of group rings of Artin's braid groups [3] and play important role in the study of many branches of mathematics. One major application of Hecke algebras is in defining link invariants [17]. V. F. R. Jones used representation of braid groups into Hecke algebras which he combined with a special trace function on Hecke algebras and showed the existence of a two variable polynomial as a link invariant. This two variable polynomial turned out to be a universal skein invariant in the sense that all known polynomial invariants could be derived from this only by change of variables. Thus, if one is aiming at computing various polynomial invariants for a given knot or for a given family of knots it is a good idea to compute this two variable polynomial. Assuming that one knows a nice braid representation for the knot under consideration, the most important ingredient in this computation will be finding the trace of the Hecke algebra element which represents the braid. The trace function on Hecke algebras is defined by certain axioms and can be calculated in several steps. Usually what one does

---

<sup>†</sup>Indian Institute of Science Education and Research, Dr. Homi Bhabha Road, Pashan, Pune 411008, India

<sup>†</sup>r.mishra@iiserpune.ac.in

<sup>\*</sup>Bhaskaracharya Pratishthana, 56/14, Off Law College Road, Erandavane, Pune 411004, India

<sup>\*</sup>hiteshrndl@gmail.com

2010 Mathematics Subject Classification: 54A10, 55P10, 55P15, 57M25, 57R40.

Key words and phrases: Hecke algebra, trace, Jones polynomial, Khovanov homology

is express the element in Hecke algebra as a linear combination of its basis elements and find the trace of the basis elements. However, there is no effective way of doing this in general. In [15] the authors had worked out a recursive method of computing the trace for Hecke algebra representation of special 3– braids whose closure gives an infinite family of hyperbolic knots known as weave knots of type  $(3, n)$  denoted by  $W(3, n)$ . In general  $W(p, n)$ , a weave knot of type  $(p, n)$ , is defined as closure of the  $p$ –braid  $(\sigma_1^{e_1} \sigma_2^{e_2} \dots \sigma_{p-2}^{e_{p-2}} \sigma_{p-1}^{e_{p-1}})^n$  where all  $e_i$  are +1 for  $i$  odd and  $-1$  for  $i$  even. The case for  $W(3, n)$  was simple as the braid group on 3– strands is represented in  $H_3(q)$  which has dimension  $3!$  and hence expressing the corresponding element as linear combination of basis element was easy and could be done by hand. The same technique does not work out for  $W(p, n)$ . In this paper, we have given an algorithm to compute the trace of basis elements of  $H_p(q)$ . We also write down an algorithm to express the weave braid (whose closure is the weave knot) representation in the Hecke algebra as a linear combination of its basis elements. Combining these two algorithm we obtain the trace of the representations of weave braids in the Hecke algebra. We use this trace computation to calculate the two variable polynomial invariant for all  $W(p, n)$  and hence derive Alexander polynomial, Jones polynomial and HOMELY-PT for all weave links  $W(p, n)$ . Since  $W(p, n)$  are alternating knots for  $p$  and  $n$  co-prime, we also utilize results of Lee [4] to compute the Khovanov homology of  $W(p, n)$ . We normalize the ranks of Khovanov homology groups and provide evidence that these ranks are normally distributed. In some sense this paper extends the results for  $W(3, n)$  in [15] for the general case  $W(p, n)$  for all  $p$  and  $n$ .

On the geometry side after the 1980s William Thurston’s seminal result [1, Corollary 2.5] along with Mostow’s rigidity theorem [1, Theorem 3.1] which ensures that most knot complements have a unique structure of a hyperbolic manifold, there is automatically a strong connection between hyperbolic geometry and knot theory, since knots are determined by their complements. Many mathematicians are naturally interested in finding out if any inference about some of the geometric invariants (such as volume) of a knot can be derived from any of its topological invariants (such as Jones polynomial or colored Jones polynomial). The ultimate curiosity in this direction is the validity of the open conjecture known as *volume conjecture* [9]. These weaving knots  $W(p, m)$  are good candidates for such exploration. It is conjectured about weaving knots that their complement have maximal volume among all the knots having equal crossing number []. Champanerkar, Kofman and Purcell provided asymptotically sharp bounds for the relative volume of these knots (i.e., volume divided by crossing number). They showed that

$$\lim_{p, m \rightarrow \infty} \frac{\text{vol}(S^3 \setminus W(p, m))}{c(W(p, m))} = v_{oct}$$

and hence according to their work in [7] they conclude that weaving knots are geometrically maximal. For us once we have found the Jones polynomial for  $W(p, n)$  we can find ,using a result of Dasbach and Lin [8], a bound in terms of the twist number  $T(K)$  of  $K$ . As these knots are alternating  $T(K)$  is nothing but the sum of the modulus of coefficients of  $t^{m+1}$  and  $t^{n-1}$  where  $m$  and  $n$  are the lowest and the highest degrees of the Jones polynomial of  $K$ . In the same paper Dasbach and Lin defined invariants such as  $i$ th twist number  $T_i(K)$  of a knot  $K$  to be the sum of the modulus of coefficients of  $t^{m+i}$  and  $t^{n-i}$ . They mentioned in their paper that there may be a possibility that  $T_i(K)$  correlate to volume of the knot complement. Since we can write Jones polynomial of all  $W(p, m)$  we can compute the values of  $T_i(W(p, m))$  for  $i$  within the span of the Jones polynomial. We performed experiments on values of  $T_i(W(p, m))$  and came up with 4 set of bounds for the relative volume of  $W(p, m)$  which seem to provide better bounds than given in [6].

The paper is organized as follows. In Section 2 we include the basics on Hecke algebras,

its trace and some relevant results. Section 3 deals with the proof of the lemmas that describe our algorithm. At the end of this section we include the Mathematica program to compute the trace of weave braid representations. We also set up notations that are used in describing the two variable polynomial and all the polynomial invariants derived from that as well as the knot homologies. In Section 4 we explain how to derive two variable polynomial invariants from the trace. We use the appropriate substitutions to write down the Jones polynomial of  $W(n, m)$ . We also include the additional Mathematica program to compute the Jones polynomial and add a list of examples of Jones polynomial of few weave knots. In Section 5, we discuss the higher twist numbers introduced by Dasbach and Lin, provide important observations about higher twist number of  $W(n, m)$  knots and show that the bounds for relative volume of weave knots can be improved from the bounds given in [6]. Section 6 discuss Khovanov homology computation of  $W(n, m)$  and the distribution of their normalized ranks. At the end we provide tables displaying the evidence for our conjectures.

## 2 Hecke algebras: some observations

We review briefly the definition of the Hecke algebra  $H_{n+1}(q)$  on generators  $T_1, T_2, \dots, T_n$ , and we define the representation of the braid group  $B_{n+1}$  [16] on  $n+1$  strands in  $H_{n+1}$ . We discuss a suitable basis for  $H_{n+1}(q)$  and prove some lemmas that are useful in proving our main results.

**Definition 2.1.** *Working over the ground field  $K$  containing an element  $q \neq 0$ , the Hecke algebra  $H_{n+1}(q)$  is the associative algebra with 1 on generators  $T_1, T_2, \dots, T_n$  satisfying the following relations:*

- i)  $T_i T_j = T_j T_i$  whenever  $|i - j| \geq 2$
- ii)  $T_i T_{i+1} T_i = T_{i+1} T_i T_{i+1}$  for  $1 \leq i \leq n-1$ ,
- iii)  $T_i^2 = (q-1)T_i + q$  for  $i = 1, 2, \dots, n$ .

It is well-known that the dimension of  $H_{n+1}$  over  $K$  is  $(n+1)!$  (for example, see [5]).

Recasting the relation  $T_i^2 = (q-1)T_i + q$  in the form  $q^{-1}(T_i + (1-q)) \cdot T_i = 1$  shows that  $T_i$  is revertible in  $H_{n+1}$  with  $T_i^{-1} = q^{-1}(T_i + (1-q))$ .

Consequently, the specification  $\rho(\sigma_i) = T_i$ , for  $i = 1, 2, \dots, n$ , combined with the relations (1) and (2), defines a homomorphism  $\rho$  from the group  $B_{n+1}$  of braids on  $n+1$  strands into the multiplicative monoid of  $H_{n+1}$  (see [5, Section 6] in eg).

**Theorem 2.2** ([5]). *For  $n \geq 1$ , there is an unique family of trace functions  $Tr : H_{n+1} \rightarrow K$  compatible with the inclusions  $H_n \rightarrow H_{n+1}$  satisfying*

- i)  $Tr(1) = 1$ ,
- ii)  $Tr$  is  $K$ -linear and  $Tr(ab) = Tr(ba)$ , and
- iii) if  $a, b \in H_n$ , then  $Tr(aT_n b) = zTr(ab)$ .

Using the properties of  $H_{n+1}$ , we can observe that trace of an element is a Laurent polynomial in  $q$  and  $z$ . In principle, the above properties of  $Tr$  help us compute the trace of any element of  $H_{n+1}$ . However, the elements of  $H_{n+1}$  can be very complicated. So, the first step

should be to express an element as linear combination of basis elements of  $H_{n+1}$ . Thus, we must throw some light on a nice basis for  $H_{n+1}$ .

Consider the infinite family of ordered sets as follows:

$$\begin{aligned} U_0 &= \{ 1 \} \\ U_1 &= \{ 1, T_1 \} \\ U_2 &= \{ 1, T_2, T_2 T_1 \} \\ &\vdots \\ U_i &= \{ 1, T_i, T_i T_{i-1}, T_i T_{i-1} T_{i-2}, \dots, T_i T_{i-1} \cdots T_1 \} \\ &\vdots \end{aligned}$$

**Proposition 2.3.** *The Hecke algebra  $H_{n+1}$ , for  $n \geq 1$ , has a basis  $\mathcal{B}_n$  given as follows:*

$$\mathcal{B}_n = \{ u_1 u_2 \cdots u_n \in H_{n+1} \mid u_i \in U_i \text{ for } i = 1, 2, \dots, n \}.$$

This is well known in the theory of Hecke algebra and an elegant proof of this proposition can be found in [5].

For  $j \in \mathbb{Z}^+$ , let us define  $P_j = (-1)^{j-1} \sum_{i=0}^{j-1} (-q)^i$  and  $P_{-j} = q^{-j} \sum_{i=0}^{j-1} (-q)^i$  and  $P_0 = 0$ . For  $m \in \mathbb{Z}$ , one can check the following:

- i)  $qP_{m-1} + (q-1)P_m = P_{m+1}$ ,
- ii) for  $q = 1$ ,  $P_m = 0$  if  $m$  is even and  $P_m = 1$  if  $m$  is odd,
- iii)  $P_m = \frac{q^m - (-1)^m}{q+1}$  if  $q \neq -1$ , and
- iv)  $P_m = (-1)^{m-1}m$  if  $q = -1$ .

With these, we have the following:

**Lemma 2.4.** *For  $i = 1, 2, \dots, n$ , we have the following:*

$$T_i^m = P_m T_i + qP_{m-1} \quad \text{for all } m \in \mathbb{Z},$$

*Proof.* Note that  $T_i^0 = P_0 T_i + qP_{-1}$ , since  $T_i^0 = 1$ ,  $P_0 = 0$  and  $P_{-1} = q^{-1}$ . We now prove the lemma for  $m \neq 0$ . Let us consider the following two cases:

- i) **To prove the lemma for  $m \in \mathbb{Z}^+$ :** We prove the equality  $T_i^m = P_m T_i + qP_{m-1}$  by induction on  $m$ . Note that  $T_i^1 = P_1 T_i + qP_0$ , since  $P_1 = 1$  and  $P_0 = 0$ . Assume that  $T_i^m = P_m T_i + qP_{m-1}$  for  $m \geq 1$ . We show that  $T_i^{m+1} = P_{m+1} T_i + qP_m$ . Using the induction hypothesis, we have the following estimate:

$$\begin{aligned} T_i^{m+1} &= T_i^m T_i = (P_m T_i + qP_{m-1}) T_i = P_m T_i^2 + qP_{m-1} T_i = P_m ((q-1)T_i + q) + qP_{m-1} T_i \\ &= (qP_{m-1} + (q-1)P_m) T_i + qP_m = P_{m+1} T_i + qP_m, \end{aligned}$$

since  $T_i^2 = (q-1)T_i + q$  and  $qP_{m-1} + (q-1)P_m = P_{m+1}$

- ii) **To prove the lemma for  $m \in \mathbb{Z}^-$ :** We need to prove that  $T_i^{-l} = P_{-l}T_i + qP_{-l-1}$  for  $l \in \mathbb{Z}^+$ . We prove this equality by induction on  $l$ . Note that  $T_i^{-1} = P_{-1}T_i + qP_{-2}$ , since  $T_i^{-1} = q^{-1}(T_i + (1-q))$ ,  $P_{-1} = q^{-1}$  and  $P_{-2} = q^{-2}(1-q)$ . Assume that  $T_i^{-l} = P_{-l}T_i + qP_{-l-1}$  for  $l \geq 1$ . We show that  $T_i^{-l-1} = P_{-l-1}T_i + qP_{-l-2}$ . Using the induction hypothesis, we have the following estimate:

$$\begin{aligned} T_i^{-l-1} &= T_i^{-l}T_i^{-1} = (P_{-l}T_i + qP_{-l-1})T_i^{-1} = P_{-l} + qP_{-l-1}q^{-1}(T_i + (1-q)) \\ &= P_{-l-1}T_i + P_{-l} + (1-q)P_{-l-1} = P_{-l-1}T_i + qP_{-l-2}, \end{aligned}$$

since  $T_i^{-1} = q^{-1}(T_i + (1-q))$  and  $P_{-l} + (1-q)P_{-l-1} = qP_{-l-2}$

□

Let  $\mathcal{C}_n$  be the subcollection of  $\mathcal{B}_n$  defined as follows:

$$\mathcal{C}_n = \{u_1u_2 \cdots u_n \in \mathcal{B}_n \mid u_i \in \{1, T_i\} \text{ for } i = 1, 2, \dots, n\}.$$

By convention, let  $\mathcal{B}_0 = \mathcal{C}_0 = \{1\}$ .

**Lemma 2.5.** *For  $\gamma_{n-1} \in \mathcal{C}_{n-1}$  and  $v_n \in U_n$ , the product  $\gamma_{n-1}T_{n+1}v_nT_{n+1}$  can be written as linear combination of the elements of type  $\gamma_nv_{n+1}$ , where  $\gamma_n \in \mathcal{C}_n$  and  $v_{n+1} \in U_{n+1}$ .*

*Proof.* We prove the lemma by considering the following cases:

- i) **If  $v_n = 1$ :** One can see that  $\gamma_{n-1}T_{n+1}v_nT_{n+1} = (q-1)\gamma_{n-1}T_{n+1} + q\gamma_{n-1}$ . Since  $\gamma_{n-1} \in \mathcal{C}_n$  and  $T_{n+1} \in U_{n+1}$ , we get  $\gamma_{n-1}T_{n+1}v_nT_{n+1} \in \text{Span}\{\gamma_nv_{n+1} \mid \gamma_n \in \mathcal{C}_n \text{ and } v_{n+1} \in U_{n+1}\}$ .
- ii) **If  $v_n \neq 1$ :** We can write  $\gamma_{n-1}T_{n+1}v_nT_{n+1} = \gamma_{n-1}T_{n+1}T_nv_{n-1}T_{n+1}$  for some  $v_{n-1} \in U_{n-1}$ . By relations in the Hecke algebra,  $\gamma_{n-1}T_{n+1}T_nv_{n-1}T_{n+1} = \gamma_{n-1}T_nT_{n+1}T_nv_{n-1} = \gamma_nv_{n+1}$ , where  $\gamma_n = \gamma_{n-1}T_n$  and  $v_{n+1} = T_{n+1}T_nv_{n-1}$ . This proves that  $\gamma_{n-1}T_{n+1}v_nT_{n+1} \in \text{Span}\{\gamma_nv_{n+1} \mid \gamma_n \in \mathcal{C}_n \text{ and } v_{n+1} \in U_{n+1}\}$ .

□

**Lemma 2.6.** *For  $u_n \in U_n$  and  $\gamma_n \in \mathcal{C}_n$ , the product  $u_n\gamma_n$  can be written as a linear combination of the elements of the type  $\gamma_{n-1}v_n$ , where  $\gamma_{n-1} \in \mathcal{C}_{n-1}$  and  $v_n \in U_n$ .*

*Proof.* We prove this lemma by induction on  $n$ . Let  $u_1 \in U_1$  and  $\gamma_1 \in \mathcal{C}_1$ . Since  $U_1 = \mathcal{C}_1 = \{1, T_1\}$ ,  $u_1\gamma_1 \in \{1, T_1, T_1^2\} \subseteq \text{Span}\{1, T_1\}$ . That is  $u_1\gamma_1 \in \text{Span}\{\gamma_0v_1 \mid \gamma_0 \in \mathcal{C}_0 \text{ and } v_1 \in U_1\}$ . Thus, the lemma holds for  $n = 1$ . Assume the lemma for a positive integer  $n$ . We prove the lemma for the next integer. Let  $u_{n+1} \in U_{n+1}$  and  $\gamma_{n+1} \in \mathcal{C}_{n+1}$ . Consider the following cases:

- i) **If  $u_{n+1} = 1$ :** We can write  $u_{n+1}\gamma_{n+1} = \gamma_{n+1} = \gamma_nv_{n+1}$  for some  $\gamma_n \in \mathcal{C}_n$  and  $v_{n+1} \in \{1, T_{n+1}\} \subseteq U_{n+1}$ .
- ii) **If  $u_{n+1} \neq 1$ :** One can write  $u_{n+1}\gamma_{n+1} = (T_{n+1}u_n)(\gamma_nv_{n+1}) = T_{n+1}(u_n\gamma_n)x_{n+1}$  for some  $u_n \in U_n$ ,  $\gamma_n \in \mathcal{C}_n$  and  $x_{n+1} \in \{1, T_{n+1}\}$ . By induction hypothesis,  $u_n\gamma_n \in \text{Span}\{\gamma_{n-1}v_n \mid \gamma_{n-1} \in \mathcal{C}_{n-1} \text{ and } v_n \in U_n\}$ , we get  $u_{n+1}\gamma_{n+1} \in \text{Span}\{T_{n+1}\gamma_{n-1}v_nx_{n+1} \mid \gamma_{n-1} \in \mathcal{C}_{n-1} \text{ and } v_n \in U_n\}$ . Thus,  $u_{n+1}\gamma_{n+1} \in \text{Span}\{\gamma_{n-1}T_{n+1}v_nx_{n+1} \mid \gamma_{n-1} \in \mathcal{C}_{n-1} \text{ and } v_n \in U_n\}$ , since by far-commutativity  $T_{n+1}\gamma_{n-1} = \gamma_{n-1}T_{n+1}$  for  $\gamma_{n-1} \in \mathcal{C}_{n-1}$ . Depending on  $x_{n+1} = 1$  or  $x_{n+1} = T_{n+1}$ , we consider the cases as follows:
  - a) **If  $x_{n+1} = 1$ :** Since  $\mathcal{C}_{n-1} \subseteq \mathcal{C}_n$  and  $T_{n+1}v_n \in U_{n+1}$  for  $v_n \in U_n$ , we get  $u_{n+1}\gamma_{n+1} \in \text{Span}\{\gamma_nv_{n+1} \mid \gamma_n \in \mathcal{C}_n \text{ and } v_{n+1} \in U_{n+1}\}$ .

- b) **If  $x_{n+1} = T_{n+1}$ :** See that  $u_{n+1}\gamma_{n+1} \in \text{Span}\{\gamma_{n-1}T_{n+1}v_nT_{n+1} \mid \gamma_{n-1} \in \mathcal{C}_{n-1} \text{ and } v_n \in U_n\}$ . By Lemma 2.5,  $\gamma_{n-1}T_{n+1}v_nT_{n+1} \in \text{Span}\{\gamma_n v_{n+1} \mid \gamma_n \in \mathcal{C}_n \text{ and } v_{n+1} \in U_{n+1}\}$  for  $\gamma_{n-1} \in \mathcal{C}_{n-1}$  and  $v_n \in U_n$ ; thus,  $u_{n+1}\gamma_{n+1} \in \text{Span}\{\gamma_n v_{n+1} \mid \gamma_n \in \mathcal{C}_n \text{ and } v_{n+1} \in U_{n+1}\}$ .

□

**Lemma 2.7.** *For  $\beta_n \in \mathcal{B}_n$  and  $\gamma_n \in \mathcal{C}_n$ , there is an algorithm to write the product  $\beta_n\gamma_n$  as a linear combination of the elements in  $\mathcal{B}_n$ .*

*Proof.* We prove the lemma by induction on  $n$ . Let  $\beta_1 \in \mathcal{B}_1$  and  $\gamma_1 \in \mathcal{C}_1$ . We have  $\beta_1\gamma_1 \in \{1, T_1, T_1^2\}$ , since  $\mathcal{B}_1 = \{1, T_1\}$  and  $\mathcal{C}_1 = \{1, T_1\}$ . Thus,  $\beta_1\gamma_1 \in \text{Span}(\mathcal{B}_1)$ , since  $T_1^2 = (q-1)T_1 + q$ . Hence the lemma holds for  $n = 1$ . Assume the lemma for  $n \geq 1$ . We prove the lemma for the next integer. Let  $\beta_{n+1} \in \mathcal{B}_{n+1}$  and  $\gamma_{n+1} \in \mathcal{C}_{n+1}$ . We can write  $\beta_{n+1}\gamma_{n+1} = \beta_n u_{n+1}\gamma_{n+1}$  for  $\beta_n \in \mathcal{B}_n$  and  $u_{n+1} \in U_{n+1}$ . By Lemma 2.6,  $u_{n+1}\gamma_{n+1} \in \text{Span}\{\gamma_n v_{n+1} \mid \gamma_n \in \mathcal{C}_n \text{ and } v_{n+1} \in U_{n+1}\}$ ; thus,  $\beta_{n+1}\gamma_{n+1} \in \text{Span}\{\beta_n \gamma_n v_{n+1} \mid \gamma_n \in \mathcal{C}_n \text{ and } v_{n+1} \in U_{n+1}\}$ . By the induction hypothesis,  $\beta_n \gamma_n \in \text{Span}(\mathcal{B}_n)$  for  $\gamma_n \in \mathcal{C}_n$ ; therefore,  $\beta_n \gamma_n v_{n+1} \in \text{Span}(\mathcal{B}_{n+1})$  for  $\gamma_n \in \mathcal{C}_n$  and  $v_{n+1} \in U_{n+1}$ . Hence  $\beta_{n+1}\gamma_{n+1} \in \text{Span}(\mathcal{B}_{n+1})$ . □

### 3 Algorithms to find trace of elements of $H_{n+1}$

We write an algorithm to compute the trace of an element in  $H_{n+1}$  corresponding to a weave braid. This requires several steps. In this section, we present step by step algorithms to arrive at final algorithm for computing the trace. We specialize it to weave braid representations to meet our goal.

**Lemma 3.1.** *For  $u_n, v_n \in U_n$ , the product  $u_n v_n$  can be written as a linear combination of the elements of the type  $u_{n-1}w_n$ , where  $u_{n-1} \in U_{n-1}$  and  $w_n \in U_n$ .*

*Proof.* We prove this lemma by induction on  $n$ . Let  $u_1, v_1 \in U_1$ . See that  $u_1 v_1 \in \text{Span}\{u_0 w_1 \mid u_0 \in U_0 \text{ and } w_1 \in U_1\}$ , since  $U_0 = \{1\}$  and  $U_1 = \{1, T_1\}$  and  $T_1^2 = (q-1)T_1 + q$ . Thus, the lemma holds for  $n = 1$ . Assume the lemma for  $n \geq 1$ . We prove the lemma for the next integer. Let  $u_{n+1}, v_{n+1} \in U_{n+1}$ . Consider the following cases:

- i) **If  $u_{n+1} = 1$  or  $v_{n+1} = 1$ :** We get  $u_{n+1}v_{n+1} \in \text{Span}\{x_n w_{n+1} \mid x_n \in U_n \text{ and } w_{n+1} \in U_{n+1}\}$ .
- ii) **If  $u_{n+1} \neq 1$  and  $v_{n+1} \neq 1$ :** One can write  $u_{n+1}v_{n+1} = T_{n+1}u_n T_{n+1}v_n$  for some  $u_n, v_n \in U_n$ . Consider the following cases:
  - a) **If  $u_n = 1$ :** We get  $u_{n+1}v_{n+1} = T_{n+1}^2 v_n = (q-1)T_{n+1}v_n + qv_n = (q-1)v_{n+1} + qv_n$ . Thus,  $u_{n+1}v_{n+1} \in \text{Span}\{x_n w_{n+1} \mid x_n \in U_n \text{ and } w_{n+1} \in U_{n+1}\}$ .
  - b) **If  $u_n \neq 1$ :** We get  $u_{n+1}v_{n+1} = T_{n+1}T_n u_{n-1} T_{n+1}v_n$  for some  $u_{n-1} \in U_{n-1}$ . Using relations in the Hecke algebra, we get  $u_{n+1}v_{n+1} = T_{n+1}T_n T_{n+1}u_{n-1}v_n = T_n T_{n+1}T_n u_{n-1}v_n = T_n T_{n+1}u_n v_n$ . See that  $u_{n+1}v_{n+1} \in \text{Span}\{T_n T_{n+1}x_{n-1}w_n \mid x_{n-1} \in U_{n-1} \text{ and } w_n \in U_n\}$ , since by induction hypothesis  $u_n v_n \in \text{Span}\{x_{n-1}w_n \mid x_{n-1} \in U_{n-1} \text{ and } w_n \in U_n\}$ . Note that  $T_n T_{n+1}x_{n-1}w_n = T_n x_{n-1} T_{n+1}w_n = x_n w_{n+1}$  for  $x_{n-1} \in U_{n-1}$  and  $w_n \in U_n$ , where  $x_n = T_n x_{n-1}$  and  $w_{n+1} = T_{n+1}w_n$ . Thus,  $u_{n+1}v_{n+1} \in \text{Span}\{x_n w_{n+1} \mid x_n \in U_n \text{ and } w_{n+1} \in U_{n+1}\}$ .

□

**Lemma 3.2.** *For  $\beta_n \in \mathcal{B}_n$  and  $v_n \in U_n$ , there is an algorithm to write the product  $\beta_n v_n$  as a linear combination of the elements in  $\mathcal{B}_n$ .*

*Proof.* We prove the lemma by induction on  $n$ . Let  $\beta_1 \in \mathcal{B}_1$  and  $v_1 \in U_1$ . Note that  $\beta_1 v_1 \in \text{Span}(\mathcal{B}_1)$ , since  $\mathcal{B}_1 = \{1, T_1\}$ ,  $U_1 = \{1, T_1\}$  and  $T_1^2 = (q-1)T_1 + q$ . Thus, the lemma holds for  $n = 1$ . Assume the lemma for  $n \geq 1$ . We prove the lemma for the next integer. Let  $\beta_{n+1} \in \mathcal{B}_{n+1}$  and  $v_{n+1} \in U_{n+1}$ . We can write  $\beta_{n+1} v_{n+1} = \beta_n u_{n+1} v_{n+1}$  for  $\beta_n \in \mathcal{B}_n$  and  $u_{n+1} \in U_{n+1}$ . By Lemma 3.1,  $u_{n+1} v_{n+1} \in \text{Span}\{v_n w_{n+1} \mid v_n \in U_n \text{ and } w_{n+1} \in U_{n+1}\}$ ; thus,  $\beta_{n+1} v_{n+1} \in \text{Span}\{\beta_n v_n w_{n+1} \mid v_n \in U_n \text{ and } w_{n+1} \in U_{n+1}\}$ . By the induction hypothesis,  $\beta_n v_n \in \text{Span}(\mathcal{B}_n)$  for  $v_n \in U_n$ ; therefore,  $\beta_n v_n w_{n+1} \in \text{Span}(\mathcal{B}_{n+1})$  for  $v_n \in U_n$  and  $w_{n+1} \in U_{n+1}$ . Hence  $\beta_{n+1} v_{n+1} \in \text{Span}(\mathcal{B}_{n+1})$ .  $\square$

**Lemma 3.3.** *There is an algorithm to compute the trace of elements in  $\mathcal{B}_n$ .*

*Proof.* We prove this lemma by induction on  $n$ . Note that  $\mathcal{B}_1 = \{1, T_1\}$ . By using the properties of the trace, one can see that  $\text{Tr}(1) = 1$  and  $\text{Tr}(T_1) = z$ . Assume the lemma for  $n \geq 1$ . We prove the lemma for the next integer. Let  $\beta_{n+1} = u_1 u_2 \cdots u_{n+1}$  be element in  $\mathcal{B}_{n+1}$ . Consider the following cases:

- i) **If  $u_{n+1} = 1$ :** See that  $\beta_{n+1} = u_1 u_2 \cdots u_n$ , i.e.  $\beta_{n+1} \in \mathcal{B}_n$ . Thus, by induction hypothesis, we can compute  $\text{Tr}(\beta_{n+1})$ .
- ii) **If  $u_{n+1} \neq 1$ :** We get  $\beta_{n+1} = u_1 u_2 \cdots u_n T_{n+1} v_n$  for some  $v_n \in U_n$ . Using the third property for the trace, we can write  $\text{Tr}(\beta_{n+1}) = z \text{Tr}(u_1 u_2 \cdots u_n v_n) = z \text{Tr}(\beta_n v_n)$ , where  $\beta_n = u_1 u_2 \cdots u_n$ . By Lemma 3.2, there is an algorithm to write the product  $\beta_n v_n$  as linear combination of the elements in  $\mathcal{B}_n$ . By the linearity of the trace and using the induction hypothesis, one can compute  $\text{Tr}(\beta_n v_n)$  and hence  $\text{Tr}(\beta_{n+1})$ .  $\square$

If we can express an element of Hecke algebra  $H_{n+1}$  as linear combination of elements of the basis  $\mathcal{B}_n$ , we can effectively compute its trace. In Section 2, we discussed that  $\rho : B_{n+1} \rightarrow H_{n+1}$  defined by  $\rho(\sigma_i) = T_i$  is a representation of  $B_{n+1}$  into the multiplicative monoid of  $H_{n+1}$ . Thus, if we can express  $\rho(\alpha)$  as linear combination of elements of  $\mathcal{B}_n$  then our trace algorithm can be used to compute the trace of  $\rho(\alpha)$  for every  $\alpha \in B_{n+1}$  and hence will be useful in computing invariants for links [17].

In this paper our interest is in a special class of braids  $\beta_{N,M}$ , we call them *weave braids* of type  $(N, M)$ . For a pair of positive integers  $(N, M)$ ,  $\beta_{N,M} = \left( \sigma_1 \sigma_2^{-1} \sigma_3 \sigma_4^{-1} \cdots \sigma_{N-1}^{(-1)^{N-2}} \right)^M \in B_N$ . Closure of the braid  $\beta_{N,M}$  is  $W(N, M)$  known as weave link of type  $(N, M)$  having  $\gcd(N, M)$  components. When  $N$  and  $M$  are coprime the weave knots  $W(N, M)$  are interesting family of hyperbolic knots that have been studied earlier [6, 7, 15]. A picture of  $W(3, 4)$  is shown in Figure 1.

We prefer to write  $N = n + 1$  and  $M = m$ , and study  $W(n + 1, m)$ .

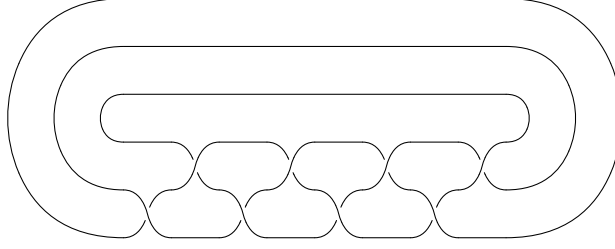


Figure 1: Picture of  $W(3, 4)$

**Theorem 3.4.** Let  $b$  denote the braid  $\beta_{n+1,m} = \left( \sigma_1 \sigma_2^{-1} \sigma_3 \sigma_4^{-1} \cdots \sigma_n^{(-1)^{n-1}} \right)^m$  for  $m \geq 1$ . Then there is an algorithm to compute the trace of  $\rho(b) \in H_{n+1}$ .

*Proof.* Let  $r$  be an integer defined as follows:

$$r = \begin{cases} \frac{n}{2} & \text{if } n \text{ is even} \\ \frac{n-1}{2} & \text{if } n \text{ is odd} . \end{cases}$$

Let  $L = \{(l_1, l_2, \dots, l_n) \in \mathbb{N}^n \mid l_i \in \{0, 1, \dots, i\} \text{ for } i = 1, 2, \dots, n\}$ . Let  $N$  be set of elements  $(l_1, l_2, \dots, l_n)$  in  $L$  such that  $l_i = 1$  if  $i$  is odd and  $l_i$  is either 0 or 1 if  $i$  is even. For  $k = 0, 1, \dots, r$ , let  $L_k$  be the set of elements  $(l_1, l_2, \dots, l_n)$  in  $N$  such that exactly  $k$  number of  $l_i$ 's are zero. For  $l = (l_1, l_2, \dots, l_n)$  in  $L$ , let  $\beta_l = u_1^{l_1} u_2^{l_2} \cdots u_n^{l_n}$ , where for  $i = 1, 2, \dots, n$ ,

$$u_i^{l_i} = \begin{cases} 1 & \text{if } l_i = 0 \\ T_i T_{i-1} \cdots T_{i-l_i+1} & \text{if } l_i \neq 0 . \end{cases}$$

The basis  $\mathcal{B}_n$  for  $H_{n+1}$  can be written as  $\mathcal{B}_n = \{\beta_l \mid l \in L\}$ . Note that, for  $k = 0, 1, \dots, r$  and  $l \in L_k$ ,  $\beta_l \in \mathcal{C}_n$  and it is the word  $T_1, T_2, \dots, T_n$  with exactly  $k$  number of  $T_i$ 's, for  $i$  even, are missing.

Let  $a = \sigma_1 \sigma_2^{-1} \sigma_3 \sigma_4^{-1} \cdots \sigma_n^{(-1)^{n-1}}$ . Since  $T_i^{-1} = q^{-1} (T_i + (1 - q))$  for  $i = 1, 2, \dots, n$ , we have the following estimate:

$$\begin{aligned} \rho(a) &= T_1 T_2^{-1} T_3 T_4^{-1} \cdots T_n^{(-1)^{n-1}} \\ &= \begin{cases} q^{-r} T_1 (T_2 + (1 - q)) T_3 (T_4 + (1 - q)) \cdots T_{n-1} (T_n + (1 - q)) & \text{if } n \text{ is even} \\ q^{-r} T_1 (T_2 + (1 - q)) T_3 (T_4 + (1 - q)) \cdots (T_{n-1} + (1 - q)) T_n & \text{if } n \text{ is odd} \end{cases} \\ &= q^{-r} \sum_{k=0}^r (1 - q)^k \sum_{l \in L_k} \beta_l \\ &= q^{-r} \sum_{l \in L} f_l^1(q) \beta_l , \end{aligned} \tag{1}$$

where

$$f_l^1(q) = \begin{cases} (1 - q)^k & \text{if } l \in L_k , \text{ for } k = 0, 1, \dots, r \\ 0 & \text{if } l \notin \bigcup_{k=0}^r L_k . \end{cases}$$



For an integer  $m \geq 2$ , assume that

$$\rho(a^{m-1}) = q^{-(m-1)r} \sum_{l \in L} f_l^{m-1}(q) \beta_l,$$

for some polynomials  $f_l^{m-1}$  in  $q$ . For  $i \in L$  and  $j \in L_k$ , since by Lemma 2.7 there is an algorithm to write  $\beta_i \beta_j$  as linear combination of elements in  $\mathcal{B}_n$ , we can find the polynomials  $h_l^{ij}$  (for  $l \in L$ ) in  $q$  such that  $\beta_i \beta_j = \sum_{l \in L} h_l^{ij}(q) \beta_l$ . Consider the following estimate:

$$\begin{aligned} \rho(a^m) &= \rho(a^{m-1}) \rho(a) \\ &= q^{-mr} \left( \sum_{i \in L} f_i^{m-1}(q) \beta_i \right) \left( \sum_{k=0}^r (1-q)^k \sum_{j \in L_k} \beta_j \right) \\ &= q^{-mr} \sum_{k=0}^r \sum_{i \in L} \sum_{j \in L_k} (1-q)^k f_i^{m-1}(q) \beta_i \beta_j \\ &= q^{-mr} \sum_{k=0}^r \sum_{i \in L} \sum_{j \in L_k} (1-q)^k f_i^{m-1}(q) \sum_{l \in L} h_l^{ij}(q) \beta_l \\ &= q^{-mr} \sum_{l \in L} \left( \sum_{k=0}^r \sum_{i \in L} \sum_{j \in L_k} (1-q)^k f_i^{m-1}(q) h_l^{ij}(q) \right) \beta_l \\ &= q^{-mr} \sum_{l \in L} f_l^m(q) \beta_l, \end{aligned} \tag{2}$$

where

$$f_l^m(q) = \sum_{k=0}^r \sum_{i \in L} \sum_{j \in L_k} (1-q)^k f_i^{m-1}(q) h_l^{ij}(q). \tag{3}$$

Since  $Tr$  is linear, by Exp (1) and Exp (2), and using Lemma 3.3, we can compute  $Tr(\rho(a^m))$  for  $m \geq 1$ . This completes the proof of the theorem.  $\square$

Note that Eq (3) is a generalization of recursion relations that were found for  $\beta_{3,m}$  in [15].

We need to have estimates on the degree of  $Tr(\beta_l)$  (for  $l \in L$ ), where  $\beta_l$  is an element in the basis  $\mathcal{B}_n$  of  $H_{n+1}$ . In this connection, we have the following:

**Lemma 3.5.** *Let  $w$  be a word in  $T_1, T_2, \dots, T_n$ . Then the degree of  $Tr(w)$  as a Laurent polynomial in  $q$  and  $z$  is same as the length of the word  $w$ .*

*Proof.* While computing the trace of a word in  $T_1, T_2, \dots, T_n$ , the relations  $T_{i+1}T_iT_{i+1} = T_iT_{i+1}T_i$  for  $i = 1, 2, \dots, n-1$  and  $T_iT_j = T_jT_i$  for  $|i-j| \geq 2$  do not add or subtract any power of  $q$  or  $z$  in the trace thereby do not change the degree. The relation  $T_i^2 = (q-1)T_i + q$  for  $i = 1, 2, \dots, n$  together with the properties of the trace contribute a factor  $qz$  in the leading term of the trace and the length of the word decreases by two. In other words, decreased length of the word appears in the form of powers of  $q$  and  $z$  together in the leading term. Now by keeping the properties of the trace in the mind, one can think that the leading term of the trace of any word will be  $q^i z^j$ , where  $i+j$  is the length of the word taken and  $j$  is the number of distinct  $T_k$ 's appeared in the word. This completes the proof.  $\square$

**Proposition 3.6.** For the weave braid  $\beta_{n+1,m} = \left(\sigma_1\sigma_2^{-1}\sigma_3\sigma_4^{-1}\cdots\sigma_n^{(-1)^{n-1}}\right)^m$ , for  $m \geq 2$ , we have the following:

- i)  $\text{Tr}(\rho(\beta_{n+1,m}))$  as a Laurent polynomial in  $q$  and  $z$  has the lowest degree equal to  $r+d-mr$ , where  $r = (n-d)/2$  and  $d$  is either 0 or 1 depending on  $n$  is even or odd respectively.
- ii) Degree of  $\text{Tr}(\rho(\beta_{n+1,m}))$  as a Laurent polynomial in  $q$  and  $z$  is equal to  $mn-mr$ .

*Proof.* i) By the proof of Theorem 3.4, one can write

$$\rho(\beta_{n+1,m}) = q^{-mr} \sum_{k_1=0}^r \sum_{k_2=0}^r \cdots \sum_{k_m=0}^r \sum_{l_1 \in L_{k_1}} \sum_{l_2 \in L_{k_2}} \cdots \sum_{l_m \in L_{k_m}} (1-q)^{k_1+k_2+\cdots+k_m} \beta_{l_1} \beta_{l_2} \cdots \beta_{l_m}.$$

Note that  $\beta_{l_i}$  (for  $l_i \in L_{k_i}$ ) is obtained by eliminating  $k_i$  number of  $T_j$ 's, for  $j$  even, from the word  $T_1 T_2 \cdots T_n$ .

As it is noted in the proof of Lemma 3.5, while computing the trace of a word in  $H_{n+1}$ , the relations  $T_{i+1}T_iT_{i+1} = T_iT_{i+1}T_i$  for  $i = 1, 2, \dots, n-1$  and  $T_iT_j = T_jT_i$  for  $|i-j| \geq 2$  do not add or subtract any power of  $q$  or  $z$  in the trace. By looking at the relation  $T_i^j = x^{j-1}(y^{j-1} + y^{j-2} + \cdots + 1)T_i + x^{j-1}(y^{j-1} + y^{j-2} + \cdots + y)$  (see Lemma 2.4), it adds a factor  $x^{j-1}z$  or  $x^{j-1}y$  in a lowest degree term in the trace of a word  $\beta_{l_1}\beta_{l_2}\cdots\beta_{l_m}$  (note that this a word in  $T_i$ 's) and the length of the word (as a word in  $T_i$ 's) decreases by  $j$ , where  $x = -1$  and  $y = -q$ . That is, the decreased length appears in the form of powers of  $x$ ,  $y$  and  $z$ . From this observation, we can see that a lowest degree term in the trace of a word  $\beta_{l_1}\beta_{l_2}\cdots\beta_{l_m}$  is  $x^l y^i z^j = (-1)^{l+i} q^i z^j$  for  $i+j$  the least integer which is the number of distinct  $T_k$ 's appeared in the word. Note that  $l+i+j$  is the length of the word  $\beta_{l_1}\beta_{l_2}\cdots\beta_{l_m}$ .

One can see that the word  $(T_1 T_3 \cdots T_{2r+c})^m$  is such that it appears the least number of distinct  $T_i$ 's among all the words  $\beta_{l_1}\beta_{l_2}\cdots\beta_{l_m}$  appeared in the expression of  $\rho(\beta_{n+1,m})$ , where  $c$  is either  $-1$  or  $1$  depending on  $n$  is even or odd respectively. There are  $r+d$  number of distinct  $T_i$ 's appear in the word  $(T_1 T_3 \cdots T_{2r+c})^m$  and the length of this word is  $m(r+d) = mn-mr$ . A lowest degree term in the trace of the word  $(T_1 T_3 \cdots T_{2r+c})^m$  is  $x^l y^i z^j = (-1)^{l+i} q^i z^j$  for  $i+j = r+d$  and  $l+i+j = mn-mr$ . Finally, a lowest degree term in the trace of  $\rho(\beta_{n+1,m})$  will be  $(-1)^{l+i} q^{i-mr} z^j$  for  $i+j = r+d$  and  $l+i+j = mn-mr$ .

- ii) In each term in the expression of  $\rho(\beta_{n+1,m})$ , a product  $\beta_{l_1}\beta_{l_2}\cdots\beta_{l_m}$  is a word in  $T_i$ 's of length  $mn-(k_1+k_2+\cdots+k_m)$ , where  $l_1 \in L_{k_1}, l_2 \in L_{k_2}, \dots, l_m \in L_{k_m}$ . By Lemma 3.5, the leading term in the trace of  $\beta_{l_1}\beta_{l_2}\cdots\beta_{l_m}$  will be  $q^i z^j$ , where  $i+j = mn-(k_1+k_2+\cdots+k_m)$  and  $j$  is the number of distinct  $T_k$ 's appeared in  $\beta_{l_1}\beta_{l_2}\cdots\beta_{l_m}$ . Now the leading term in the trace of  $(1-q)^{k_1+k_2+\cdots+k_m} \beta_{l_1}\beta_{l_2}\cdots\beta_{l_m}$  becomes  $(-1)^{k_1+k_2+\cdots+k_m} q^i z^j$ , where  $i+j = mn$  and  $j$  is the number of distinct  $T_k$ 's appeared in  $\beta_{l_1}\beta_{l_2}\cdots\beta_{l_m}$ . As it is noted in the first part, the word  $(T_1 T_3 \cdots T_{2r+c})^m$  is such that it appears the least number of distinct  $T_i$ 's among all the words  $\beta_{l_1}\beta_{l_2}\cdots\beta_{l_m}$  appeared in the expression of  $\rho(\beta_{n+1,m})$ . The leading term in the trace of  $(1-q)^{mr} (T_1 T_3 \cdots T_{2r+c})^m$  will be  $(-1)^{mr} q^i z^j$ , where  $i+j = mn$  and  $j = r+d$ . Now by looking at the expression for  $\rho(\beta_{n+1,m})$ , one can see that  $(-1)^{mr} q^{i-mr} z^j$  is among the leading terms in the trace of  $\rho(\beta_{n+1,m})$ , where  $i+j = mn$  and  $j = r+d$ . In other words, the degree of the trace of  $\rho(\beta_{n+1,m})$  is  $mn-mr$ . □

We have written a program in Mathematica with the add-on known as *Quantum*. This program is written using the lemmas and theorems proved in this section. A pdf file of the program is described in the next two pages.

```
In[1]:= Needs["Quantum`Notation`"];
```

```
{n, p} = {4, 2};
```

```
n = n - 1; d = (1 - (-1)^n) / 2; r = (n - d) / 2;
```

```
For[i = 1, i ≤ n, i++, T[i] = Symbol["T" <> ToString[i]]];
```

```
SetQuantumObject[Table[T[i], {i, n}]];
```

```
trace[x_ + y_] := trace[x] + trace[y]; trace[a_ . x_] := Expand[a . trace[x]] /; IntegerQ[a];
```

```
trace[q . x_] := Expand[q . trace[x]]; trace[z . x_] := Expand[z . trace[x]];
```

```
trace[q^a_ . x_] := Expand[q^a . trace[x]] /; IntegerQ[a];
```

```
trace[z^a_ . x_] := Expand[z^a . trace[x]] /; IntegerQ[a];
```

```
trace[a_] := a /; IntegerQ[a]; trace[q] = q; trace[z] = z;
```

```
trace[q^a_] := q^a /; IntegerQ[a]; trace[z^a_] := z^a /; IntegerQ[a];
```

```
g[x_ + y_] := g[x] + g[y]; g[a_ . x_] := Expand[a . g[x]] /; IntegerQ[a];
```

```
g[q . x_] := Expand[q . g[x]]; g[q^a_ . x_] := Expand[q^a . g[x]] /; IntegerQ[a];
```

```
h[x_ + y_] := h[x] + h[y]; h[a_ . x_] := Expand[a . h[x]] /; IntegerQ[a];
```

```
h[q . x_] := Expand[q . h[x]]; h[q^a_ . x_] := Expand[q^a . h[x]] /; IntegerQ[a];
```

```
h[a_] := a /; IntegerQ[a]; h[q] = q; h[q^a_] := q^a /; IntegerQ[a];
```

```
g[T1] = T1; g[T1 . T1] = (q - 1) . T1 + q; g[T2] = T2; g[T2 . T1] = T2 . T1;
```

```
g[T2 . T2] = (q - 1) . T2 + q; g[T2 . T1 . T2] = T1 . T2 . T1; h[T1] = T1; h[T1 . T1] = (q - 1) . T1 + q;
```

```
Lo[0] = Mo[0] = No[0] = {}; u[0, 0] = b[{}] = bv[{}, 0] = c[{}] = uc[0, {}] = bc[{}, {}] = 1;
```

```
For[i = 1, i ≤ n, i++,
```

```
For[j = 0; Lo[i] = {}, j ≤ i, j++,
```

```
For[k = 1; Lw[i, j] = Lo[i - 1], k ≤ i!, k++, Lw[i, j] = Insert[Lw[i, j], j, {k, i}]]];
```

```
Lo[i] = Union[Lo[i], Lw[i, j]]];
```

```
For[j = 1; Mw[i, 0] = Mw[i, 1] = Mo[i - 1], j ≤ 2^(i - 1), j++,
```

```
Mw[i, 0] = Insert[Mw[i, 0], 0, {j, i}]; Mw[i, 1] = Insert[Mw[i, 1], 1, {j, i}]]];
```

```
Mo[i] = Union[Mw[i, 0], Mw[i, 1]]];
```

```
For[j = 1; Nw[i, 0] = Nw[i, 1] = No[i - 1], j ≤ Length[No[i - 1]], j++,
```

```
Nw[i, 0] = Insert[Nw[i, 0], 0, {j, i}]; Nw[i, 1] = Insert[Nw[i, 1], 1, {j, i}]]];
```

```
No[i] = Union[Nw[i, (1 - (-1)^i) / 2], Nw[i, 1]]];
```

```
For[j = 1; u[i, 0] = 1, j ≤ i, j++, u[i, j] = T[i] . u[i - 1, j - 1]]]; Mo[n] = No[n];
```

```
For[i = 0, i ≤ r, i++, L[i] = {}];
```

```
For[j = 1, j ≤ 2^r, j++, l = No[n][[j]]];
```

```
If[Sum[l[[k]], {k, n}] == n - i, L[i] = Union[L[i], {l}]]]; Clear[Lw, Mw, No, Nw]
```

```
For[i = 1, i ≤ n, i++,
```

```
For[j = 1, j ≤ (i + 1)!, j++, l = Lo[i][[j]]];
```

```
For[s = 1; b[l] = 1, s ≤ i, s++, b[l] = b[l] . u[s, l[[s]]]]];
```

```

If[l[[i]] > 0, trace[b[l]] = Expand[z · trace[bv[Delete[l, -1], l[[i]] - 1]],
  trace[b[l]] = Expand[trace[b[Delete[l, -1]]]]];
If[i < n, bv[l, 0] = b[l];
  If[l[[i]] > 0,
    For[s = 1, s ≤ i, s++,
      If[s < l[[i]], bv[l, s] = Expand[bv[Delete[l, -1], s] · u[i, l[[i]]]],
      bv[l, s] = Expand[(q - 1) · bv[Delete[l, -1], l[[i]] - 1] · u[i, s] +
        q · bv[Delete[l, -1], s - 1] · u[i, l[[i]] - 1]]],
    For[s = 1, s ≤ i, s++, bv[l, s] = Expand[b[l] · u[i, s]]];

For[k = 1, k ≤ Length[Mo[i]], k++, m = Mo[i][[k]];
  For[s = 1; c[m] = 1, s ≤ i, s++, c[m] = c[m] · u[s, m[[s]]];
    uc[s, m] = g[Expand[T[i] · uc[s - 1, Delete[m, -1]] · u[i, m[[i]]]]]; uc[0, m] = c[m];
  bc[l, m] = h[Expand[b[Delete[l, -1]] · uc[l[[i]], m]]];
  If[i < n - 1, g[T[i + 2] · c[m]] = c[m] · T[i + 2];
    g[T[i + 2] · c[m] · T[i + 2]] = (q - 1) · c[m] · T[i + 2] + q · c[m];
    For[s = 1, s ≤ i + 1, s++, g[T[i + 2] · c[m] · u[i + 1, s]] = c[m] · u[i + 2, s + 1];
      g[T[i + 2] · c[m] · u[i + 1, s] · T[i + 2]] = c[m] · T[i + 1] · u[i + 2, s + 1]];
  If[i < n, For[s = 0, s ≤ i + 1, s++,
    h[b[l] · c[m] · u[i + 1, s]] = Expand[bc[l, m] · u[i + 1, s]]]; Clear[bv, c, g, h, Mo, u, uc]

For[l1 = 1, l1 ≤ (n + 1)!, l1++, l = Lo[n][[l1]]; f[l, l] = 0; TRACE[l] = 0;
For[k = 0, k ≤ r, k++,
  For[l1 = 1, l1 ≤ r! / k! / (r - k)!, l1++, l = L[k][[l1]]; f[l, l] = (1 - q)^k;
  TRACE[l] = Expand[TRACE[l] + (1 - q)^k · trace[b[l]]]]

For[m = 2, m ≤ p, m++, l = Lo[n][[l]]; f[m, l] = 0;
For[k = 0, k ≤ r, k++, sumi = 0;
  For[ii = 1, ii ≤ (n + 1)!, ii++, i = Lo[n][[ii]]; sumj = 0;
  For[jj = 1, jj ≤ r! / k! / (r - k)!, jj++, cf = bc[i, L[k][[jj]]] + 1;
  For[s = 1, s ≤ n, s++,
    cf = DeleteCases[cf, _?(!FreeQ[#, T[s]] &), {1}]; sumj = sumj + cf - 1;
  sumi = Expand[sumi + f[m - 1, i] · sumj]; f[m, l] = Expand[f[m, l] + (1 - q)^k · sumi];
TRACE[m] = f[m, l];
For[l1 = 2, l1 ≤ (n + 1)!, l1++, l = Lo[n][[l1]]; f[m, l] = 0;
For[k = 0, k ≤ r, k++, sumi = 0;
  For[ii = 1, ii ≤ (n + 1)!, ii++, i = Lo[n][[ii]];
  If[Sum[i[[s]], {s, n}] ≥ Sum[l[[s]], {s, n}] - n + k,
    sumi = Expand[
      sumi + f[m - 1, i] · Sum[Coefficient[bc[i, L[k][[jj]]], b[l], {jj, r! / k! / (r - k)!}]]];
  f[m, l] = Expand[f[m, l] + (1 - q)^k · sumi];
  TRACE[m] = Expand[TRACE[m] + f[m, l] · trace[b[l]]]; Clear[b, bc, f, L, Lo, trace]

For[m = 1, m ≤ p, m++, Print["Trace of " W[n + 1, m]]; Print[q^(-m · r) · TRACE[m]]]

```

Trace of W[4, 1]

$$\frac{z^2 - q z^2 + z^3}{q}$$

Trace of W[4, 2]

$$\frac{q^2 - 2 q^3 + q^4 - 2 q z + 8 q^2 z - 8 q^3 z + 2 q^4 z + z^2 - 7 q z^2 + 13 q^2 z^2 - 7 q^3 z^2 + q^4 z^2 + z^3 - 5 q z^3 + 5 q^2 z^3 - q^3 z^3}{q^2}$$

## 4 From trace to knot polynomials

We use the construction given in [5, p.288] and work over the function field  $K = \mathbb{C}(q, z)$  to obtain expressions for the two-variable HOMFLY-PT polynomial, the one-variable Jones polynomial  $V_{W(n,m)}(t)$ , and the Alexander polynomial  $\Delta_{W(n,m)}(t)$ . The expressions are subsequently refined to incorporate information obtained in the previous section.

A polynomial invariant in variables  $q$  and  $z$  of the knot that is the closure of a braid  $\alpha \in B_{n+1}$  is given by the formula

$$V_\alpha(q, z) = \left(\frac{1}{z}\right)^{\frac{n+e(\alpha)}{2}} \left(\frac{q}{w}\right)^{\frac{n-e(\alpha)}{2}} \text{Tr}(\rho(\alpha)),$$

where  $e(\alpha)$  is the exponent sum of the word  $\alpha$ . The expression defines an element in the quadratic extension  $K(\sqrt{q/zw})$ . For the weaving knot  $W(n+1, m)$ , viewed as the closure of a braid  $\beta_{n+1, m} = (\sigma_1 \sigma_2^{-1} \sigma_3 \sigma_4^{-1} \cdots \sigma_n^{(-1)^{n-1}})^m$ , for  $m \geq 1$ , we have the exponent sum  $e = 0$  for  $n$  even and  $e = m$  for  $n$  odd, and

$$\rho((\beta_{n+1, m})) = (T_1 T_2^{-1} T_3 T_4^{-1} \cdots T_n^{(-1)^{n-1}})^m = q^{-mr} \sum_{l \in L} f_l^m(q) \beta_l$$

where  $f_l^m(q)$  are recursively defined as

$$f_l^m(q) = \sum_{k=0}^r \sum_{i \in L} \sum_{j \in L_k} (1-q)^k f_i^{m-1}(q) h_l^{ij}(q) \quad (4)$$

with the initial values  $f_l^1$  as

$$f_l^1(q) = \begin{cases} (1-q)^k & \text{if } l \in L_k, \text{ for } k = 0, 1, \dots, r \\ 0 & \text{if } l \notin \bigcup_{k=0}^r L_k. \end{cases}$$

The polynomial invariant in variables  $q$  and  $z$  of  $W(n+1, m)$  is given by

$$V_{\beta_{n+1, m}}(q, z) = \left(\frac{1}{z}\right)^{\frac{n+e}{2}} \left(\frac{q}{w}\right)^{\frac{n-e}{2}} q^{-mr} \sum_{l \in L} f_l^m(q) \text{Tr}(\beta_l)$$

From Lemma 3.5, we know that  $\text{Tr}(\beta_l)$  is a polynomial in variables  $q$  and  $z$  of degree equal to the length of  $\beta_l$ .

Following [5], we point out that the universal skein invariant  $P_{W(n+1, m)}(\ell, m)$ , an element of the Laurent polynomial ring  $\mathbb{Z}[\ell, \ell^{-1}, m, m^{-1}]$ , is obtained by rewriting  $V_{\beta_{n+1, m}}(q, z)$  in terms of  $\ell = i(z/w)^{1/2}$  and  $m = i(q^{-1/2} - q^{1/2})$ , a task easily managed in a computer algebra system by simplifying  $V_{\beta_{n+1, m}}(q, z)$  with respect to side relations. Starting from  $P_{W(n+1, m)}(\ell, m)$ , the Jones polynomial  $V_{W(n+1, m)}(t)$  is obtained by setting  $\ell = it$  and  $m = i(t^{1/2} - t^{-1/2})$ , the Alexander polynomial  $\Delta_{W(n+1, m)}(t)$  is obtained by setting  $\ell = i$  and  $m = i(t^{1/2} - t^{-1/2})$ , and the HOMFLY-PT polynomial is obtained by setting  $\ell = ia$  and  $m = iz$ .

**Proposition 4.1.** *For a weave braid  $\beta_{n+1, m} = (\sigma_1 \sigma_2^{-1} \sigma_3 \sigma_4^{-1} \cdots \sigma_n^{(-1)^{n-1}})^m$ , for  $m \geq 2$ , we have the following:*

i) The trailing term in the Jones polynomial of  $\beta_{n+1,m}$  is  $(-1)^{mn-mr}t^{d/2-3e/2-mr}$ , where  $r = (n-d)/2$ ,  $e = dm$  and  $d$  is either 0 or 1 depending on  $n$  is even or odd respectively.

ii) The degree of the Jones polynomial of  $\beta_{n+1,m}$  is equal to  $d/2 - e/2 + mr$ .

*Proof.* i) One can check that  $V_{\beta_{n+1,m}}(t) = \left(\frac{1}{z}\right)^{\frac{n+e}{2}} \left(\frac{q}{w}\right)^{\frac{n-e}{2}} Tr(\beta_{n+1,m})|_{q=t, z=\frac{t^2}{1+t}, w=\frac{1}{1+t}}$ . This can be simplified as  $V_{\beta_{n+1,m}}(t) = (1+t)^n t^{-\frac{n}{2}-\frac{3e}{2}} Tr(\beta_{n+1,m})|_{q=t, z=\frac{t^2}{1+t}}$ . By the first part of Proposition 3.6, the trailing term in  $V_{\beta_{n+1,m}}(t)$  will be the trailing term in  $(-1)^{l+i}(1+t)^n t^{-\frac{n}{2}-\frac{3e}{2}} q^{i-mr} z^j|_{q=t, z=\frac{t^2}{1+t}}$  for  $i+j = r+d$  and  $l+i+j = mn-mr$ , and the choice of  $i$  and  $j$  is such that the degree of  $t$  is least. In other words,  $i$  must be  $r+d$ ,  $j$  must be zero and  $l+i$  must be  $mn-mr$ . That is, the trailing term in  $V_{\beta_{n+1,m}}(t)$  will be  $(-1)^{mn-mr} t^{-\frac{n}{2}-\frac{3e}{2}+r+d-mr} = (-1)^{mn-mr} t^{\frac{d}{2}-\frac{3e}{2}-mr}$

ii) For an alternating knot the span of Jones polynomial is its crossing number. Since the crossing number of  $\beta_{n+1,m}$  is  $mn$ , the proof of this part follows from the first part.  $\square$

Below is the program written in Mathematica in continuation of the trace program discussed in the previous section to compute the Jones polynomial:

```
q = t; z = t^2 / (1 + t);
For[m = 2, m <= p, m++, Print["Jones Polynomial of " W[n+1, m]]; e = d*m;
V = Expand[Simplify[t^(-n/2 - 3*e/2 - m*r) * (1 + t)^n * TRACE[m]]]; Print[V]]; Clear[q, z]
```

Using this program, we can compute the Jones polynomial of any weave knot. Below are some examples:

- $V_{W(3,9)}(t) = -t^{-9} + 9t^{-8} - 36t^{-7} + 93t^{-6} - 189t^{-5} + 324t^{-4} - 480t^{-3} + 630t^{-2} - 737t^{-1} + 778 - 737t + 630t^2 - 480t^3 + 324t^4 - 189t^5 + 93t^6 - 36t^7 + 9t^8 - t^9$
- $V_{W(4,2)}(t) = t^{-9/2} - t^{-7/2} + 3t^{-5/2} - 2t^{-3/2} + 2t^{-1/2} - 2t^{1/2} + t^{3/2}$
- $V_{W(4,3)}(t) = t^{-7} - 4t^{-6} + 8t^{-5} - 11t^{-4} + 13t^{-3} - 13t^{-2} + 11t^{-1} - 8 + 5t - t^2$
- $V_{W(4,7)}(t) = t^{-17} - 8t^{-16} + 36t^{-15} - 113t^{-14} + 281t^{-13} - 589t^{-12} + 1084t^{-11} - 1787t^{-10} + 2646t^{-9} - 3528t^{-8} + 4242t^{-7} - 4606t^{-6} + 4523t^{-5} - 4009t^{-4} + 3187t^{-3} - 2239t^{-2} + 1358t^{-1} - 686 + 273t - 77t^2 + 13t^3 - t^4$
- $V_{W(5,2)}(t) = t^{-4} - 2t^{-3} + 4t^{-2} - 5t^{-1} - 5t + 5 + 4t^2 - 2t^3 + t^4$
- $V_{W(5,6)}(t) = t^{-12} - 12t^{-11} + 72t^{-10} - 292t^{-9} + 906t^{-8} - 2296t^{-7} + 4935t^{-6} - 9175t^{-5} + 14934t^{-4} - 21518t^{-3} + 27709t^{-2} - 32138t^{-1} + 33749 - 32138t + 27709t^2 - 21518t^3 + 14934t^4 - 9175t^5 + 4935t^6 - 2296t^7 + 906t^8 - 292t^9 + 72t^{10} - 12t^{11} + t^{12}$
- $V_{W(6,5)}(t) = -t^{-17} + 11t^{-16} - 66t^{-15} + 276t^{-14} - 898t^{-13} + 2413t^{-12} - 5540t^{-11} + 11095t^{-10} - 19613t^{-9} + 30823t^{-8} - 43327t^{-7} + 54797t^{-6} - 62669t^{-5} + 65029t^{-4} - 61266t^{-3} + 52274t^{-2} - 40151t^{-1} + 27496 - 16577t + 8665t^2 - 3855t^3 + 1428t^4 - 425t^5 + 95t^6 - 14t^7 + t^8$
- $V_{W(6,7)}(t) = -3549707 - t^{-24} + 15t^{-23} - 120t^{-22} + 666t^{-21} - 2864t^{-20} + 10144t^{-19} - 30777t^{-18} + 82162t^{-17} - 196651t^{-16} + 427553t^{-15} - 851900t^{-14} + 1564255t^{-13} - 2655194t^{-12} + 4172378t^{-11} - 6072815t^{-10} + 8188002t^{-9} - 10228204t^{-8} + 11839044t^{-7} - 12697719t^{-6} + 12613052t^{-5} - 11588995t^{-4} + 9826224t^{-3} - 7661335t^{-2} + 5466938t^{-1} + 2083389t - 1097273t^2 + 514481t^3 - 212798t^4 + 76739t^5 - 23723t^6 + 6125t^7 - 1267t^8 + 196t^9 - 20t^{10} + t^{11}$

We note that  $W(3, 9)$  and  $W(4, 2)$  are links with 3 and 2 components having their Jones polynomial is Laurent polynomial in  $t$  and  $t^{1/2}$  respectively. To compute the Alexander polynomial and the HOMFLY-PT, all we need is to make different substitution as discussed in the beginning of this section.

## 5 Higher twist numbers versus volume

In [8], Dasbach and Lin introduced higher twist numbers of a knot in terms of the coefficients of its Jones polynomial  $V_K(t)$  with the idea that these invariants also correlate with the hyperbolic volume of the knot complement. The twist numbers are defined as follows:

**Definition 5.1.** *Let*

$$V_K(t) = \lambda_m t^m + \lambda_{m+1} t^{m+1} + \cdots + \lambda_{n-1} t^{n-1} + \lambda_n t^n,$$

*then the  $j$ th twist number of  $K$  is  $T_j(K) = |\lambda_{m+j}| + |\lambda_{n-j}|$ .*

Note that twist numbers  $T_j(K)$  are only defined for  $j$  within the span of the Jones polynomial. In the case of weaving knots  $W(n+1, m)$ , the relevant twist numbers are defined for  $1 \leq j \leq \mu-1$ , where  $\mu = d/2 + 3e/2 - mr$  is the lowest degree in the Jones polynomial of  $W(n+1, m)$ . Here  $d$  is 0 or 1 depending on  $n$  being even or odd, and  $r = \frac{n-d}{2}$ .

According to [6] the volume of weaving knots  $W(n+1, m)$  for  $n \geq 2$  and  $m \geq 7$  is estimated as

$$v_{\text{oct}}(n-1)m \left(1 - \frac{(2\pi)^2}{m^2}\right)^{3/2} \leq \text{vol}(W(n+1, m)) < (v_{\text{oct}}(n-2) + 4v_{\text{tet}})m. \quad (5)$$

Here  $v_{\text{oct}}$  and  $v_{\text{tet}}$  denote the volumes of the ideal octahedron and ideal tetrahedron respectively. Champanerkar, Kofman, and Purcell call these bounds asymptotically sharp because their ratio approaches 1, as  $n$  and  $m$  tend to infinity. Since the crossing number of  $W(n+1, m)$  is known to be  $n \cdot m$ , the volume bounds in [6] imply

$$\frac{v_{\text{oct}}}{n} \cdot (n-1) \left(1 - \frac{(2\pi)^2}{m^2}\right)^{3/2} \leq \frac{\text{vol}(W(n+1, m))}{nm} < \frac{v_{\text{oct}}(n-2) + 4v_{\text{tet}}}{n} \quad (6)$$

We notice that for a fixed  $n$ , in the family of knots  $W(n+1, m)$  the upper bound for the ratio  $\frac{\text{Volume}}{\text{Crossing number}}$  is constant for all  $m$  but for a fixed value of  $m$  there is a gap between the upper and lower bounds. Let us denote  $\frac{v_{\text{oct}}(n-2) + 4v_{\text{tet}}}{n}$  by  $U_n$  and  $\frac{v_{\text{oct}}}{n} \cdot (n-1)$  by  $L_n$ . In these notations, according to [6] we have

$$L_n \left(1 - \frac{(2\pi)^2}{m^2}\right)^{3/2} \leq \frac{\text{vol}(W(n+1, m))}{nm} < U_n \quad (7)$$

By taking limit as  $m \rightarrow \infty$  have the following:

$$L_n \leq \lim_{m \rightarrow \infty} \frac{\text{vol}(W(n+1, m))}{nm} \leq U_n \quad (8)$$

We can ask whether or not better bounds on the relative volume of weaving knots  $W(n+1, m)$  can be observed in terms of the higher twist numbers of these knots. In [15] the authors

took the  $k$ th root of  $T_k(W(3, m))$  and then divided by the crossing number  $2m$  to obtain an expression whose limit as  $m$  tends to infinity is finite. Multiplying by a normalization constant  $C_k$  so that

$$\lim_{n \rightarrow \infty} C_k \frac{\sqrt[k]{T_k(W(3, m))}}{2m} = 2 v_{\text{tet}}.$$

they plotted the upper bound, the lower bound, the values  $\text{vol}(W(3, m))/2n$  according to SnapPy and  $\tau_k = C_k \cdot \sqrt[k]{T_k(W(3, n))}/2n$  for  $k = 2, 3$ , and 4 and showed that all three of these  $\tau_k$  curves provide better lower bounds on the relative volume than the lower bound given in [6].

To explore on this conjecture we use our program for Jones polynomial and extend it to compute various twist numbers. We run the program for  $W(4, m)$ , and  $W(5, m)$  for various values of  $m$  and we used the program SnapPy [10] to compute estimates of the volume. The first experiment that we perform and observe that  $\frac{T_k(m)}{((r+d)^k + r^k)m^k}$  converges to 1 as  $m$  grows

large. This suggests that  $T_k(m) \approx \frac{(r^k + (r+d)^k)m^k}{k!}$ . Let us denote  $\frac{T_k}{((r+d)^k + r^k)m^k}$  by  $f_k(m)$  and  $(\frac{T_k(m)k!}{((r+d)^k + r^k)m^k})^{\frac{1}{k}}$  by  $g_k(m)$  and our data suggests that both  $f_k(m)$  and  $g_k(m)$  converge to 1 as  $m$  grows large for every  $k$ . Table 6 to Table 9 at the end are showing the values of  $f_k(m)$  ( $k = 2, 3, \dots, 8$ ) for families of knots  $W(3, m)$ ,  $W(4, m)$ ,  $W(5, m)$  and  $W(6, m)$  respectively for various values of  $m$ . Let  $v_r^n(m)$  denote the relative volume of the knot  $W(n+1, m)$ . Now, we consider the following functions:

$$\begin{aligned} L_k^1(m) &= L_n \cdot (1 + |1 - f_k(m)|) \\ L_k^2(m) &= \frac{L_n}{1 - |1 - f_k(m)|} \\ L_k^3(m) &= L_n \cdot (1 + |1 - g_k(m)|) \\ L_k^4(m) &= \frac{L_n}{1 - |1 - g_k(m)|} \end{aligned}$$

Note that from our observations made earlier regarding  $f_k(m)$  and  $g_k(m)$  each  $L_k^i(m) \geq L_n$  and from our experiment we conjecture that when  $m$  grows large  $v_r^n(m) \geq L_k^i(m)$ . Thus, each  $L_k^i(m)$  seem to provide a better lower bound for the relative volume than given in [6]. For a family of knots  $W(4, m)$  and  $W(5, m)$ , Figure 2 and Figure 3 below display the graphs of  $L_k^3$  for various values of  $k$  along with the graphs of bounds on relative volume as in [6] and the value of relative volume computed from SnapPy.



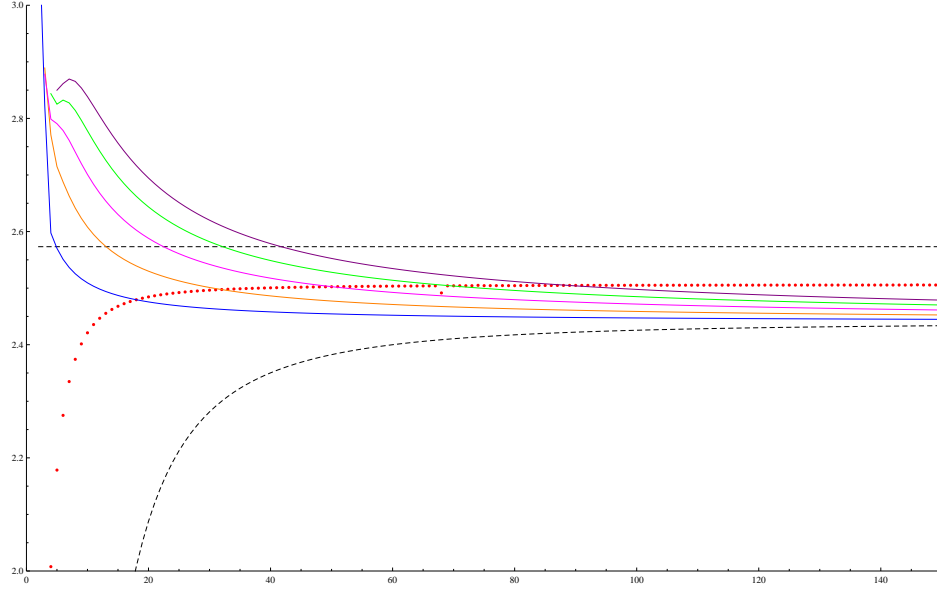


Figure 2: Comparing bounds of  $W(4, m)$  with  $L_k^3$

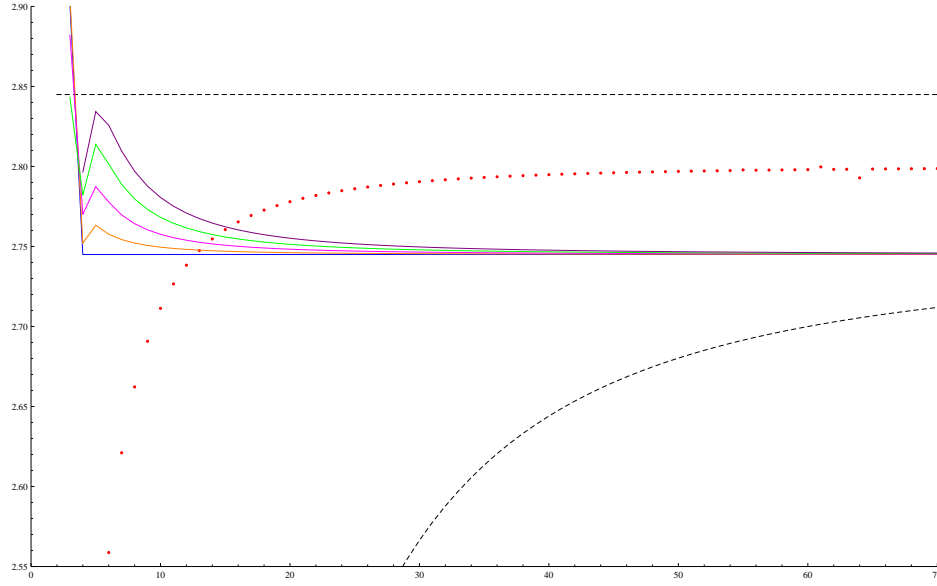


Figure 3: Comparing bounds of  $W(5, m)$  with  $L_k^3$

Here the horizontal axis is values of  $m$ , top horizontal line and the lower most curve represents upper bound and the lower bound for the relative volume given in [6], the dotted curve in red is of the values of relative volume from SnapPy and the curve in blue, orange, pink, green

and purple represent the graphs of  $L_k^3$  for  $k = 2, 3, 4, 5$  and 6 respectively. It is evident from the graphs that as  $k$  value is higher, the lower bound for the relative volume gets better. In the limiting case when  $m \rightarrow \infty$  these  $L_k^i(m)$  and the lower bound given in [6] converge to the same limit.

Similarly we consider the functions  $U_k^i(m) \leq U_n$  for  $i = 1, 2, 3, 4$  as:

$$\begin{aligned} U_k^1(m) &= L_n \cdot (1 - |1 - f_k(m)|) \\ U_k^2(m) &= \frac{L_n}{1 + |1 - f_k(m)|} \\ U_k^3(m) &= L_n \cdot (1 - |1 - g_k(m)|) \\ U_k^4(m) &= \frac{L_n}{1 + |1 - g_k(m)|} \end{aligned}$$

such that each  $U_k^i(m) \leq U_n$  and our data seems to provide evidence for  $v_r^n(m) \leq U_k^i(m)$ , making us believe that  $U_k^i(m)$  provide better upper bound for  $v_r^n(m)$ . As a sample for  $W(4, m)$  and  $W(5, m)$  families, Figure 4 and Figure 5 below display the graphs of  $U_k^3$  for various values of  $k$  along with the graphs of bounds on relative volume as in [6] and the value of relative volume computed from SnapPy.

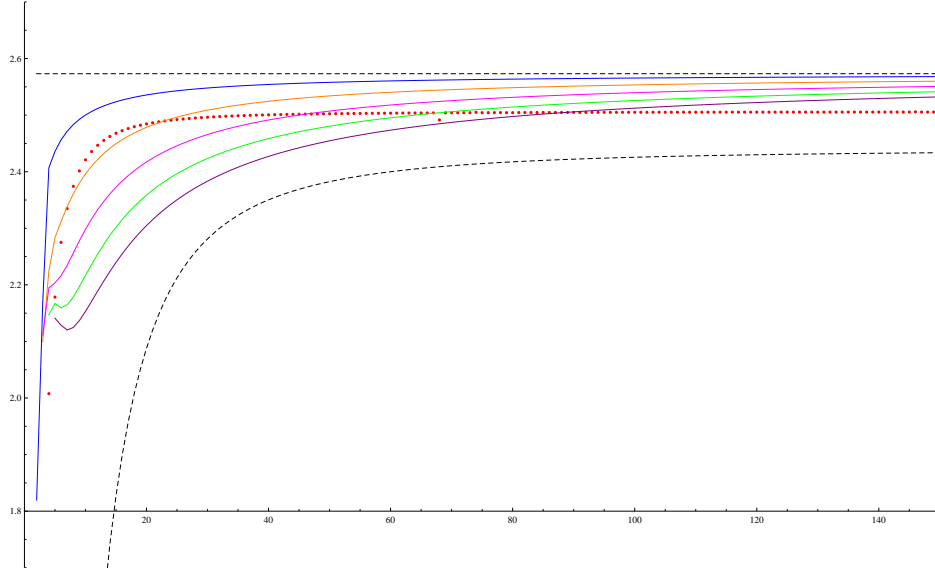


Figure 4: Comparing bounds of  $W(4, m)$  with  $U_k^3$

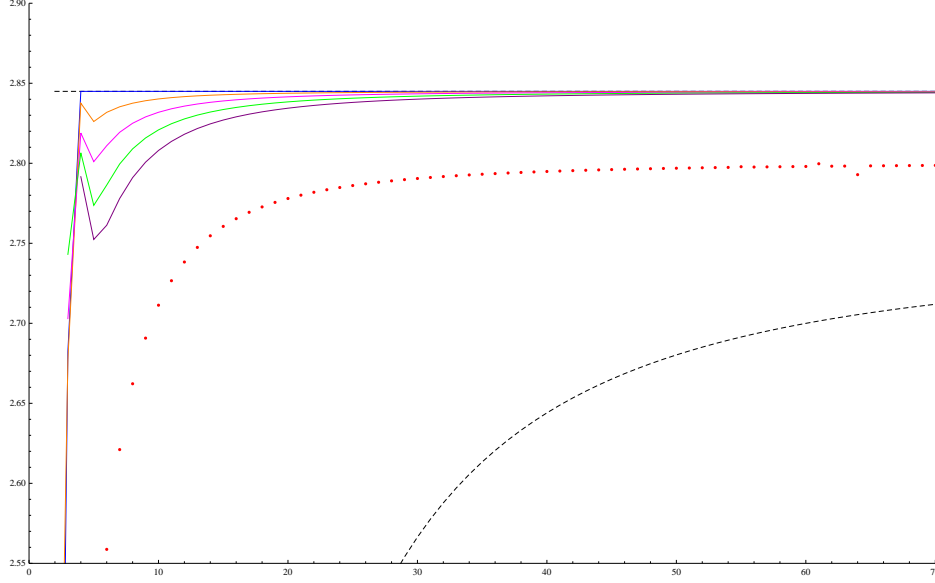


Figure 5: Comparing bounds of  $W(5, m)$  with  $U_k^3$

Here the horizontal axis is values of  $m$ , top horizontal line and the lower most curve represents upper bound and the lower most curve represents upper bound for the relative volume given in [6], the dotted curve in red is of the values of relative volume from SnapPy and the curve in blue, orange, pink, green and purple represent the graphs of  $U_k^3$  for  $k = 2, 3, 4, 5$  and  $6$  respectively. It is evident from the graphs that as  $k$  value is higher, the upper bound for the relative volume gets better. In the limiting case when  $m \rightarrow \infty$  these  $U_k^i(m)$  and the upper bound given in [6] converge to the same limit justifying the results in [7] that  $W(n + 1, m)$  are geometrically maximal.

**Remark 5.2.** We have discussed above that  $L_n \leq \lim_{m \rightarrow \infty} \frac{\text{vol}(W(n+1, m))}{nm} \leq U_n$ . The functions  $L_k^i(m)$  will certainly provide a lower bound for the relative volume of  $W(n + 1, m)$  which is better than the lower bound in [6]. However, the situation on the other side of the inequality may be tricky. If  $\lim_{m \rightarrow \infty} \frac{\text{vol}(W(n+1, m))}{nm} = U_n$  then the functions  $U_k^i(m)$  may not remain upper bound for the relative volume. This case arises for  $W(3, m)$  family.

Figure 6 and Figure 7 represent the comparison of bounds of  $W(3, m)$  family with functions  $L_k^3$  and  $U_k^3$  respectively.

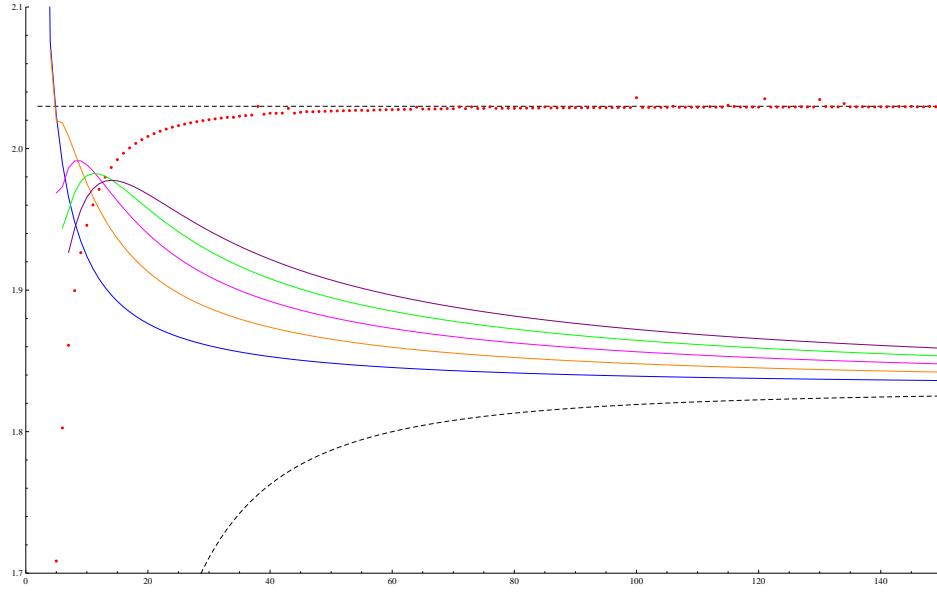


Figure 6: Comparing bounds of  $W(3, m)$  with  $L_k^3$

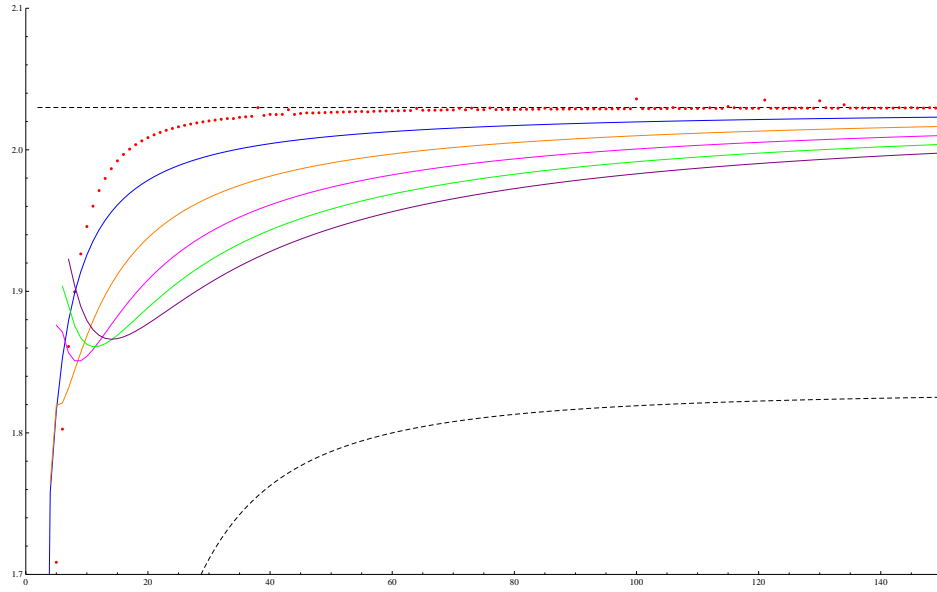


Figure 7: Comparing bounds of  $W(3, m)$  with  $U_k^3$

## 6 Khovanov homology

Weave knots  $W(n+1, m)$  are alternating knots therefore its Khovanov homology groups are supported on two lines and can be determined by Jones polynomial and its signature. We quote the following:

**Theorem 6.1** (Theorem 1.2 in [4]). *For any alternating knot  $L$  the Khovanov invariants  $\mathcal{H}^{i,j}(L)$  are supported only in two lines*

$$j = 2i - \sigma(L) \pm 1.$$

In [15], the authors proved the following result regarding the signature of weave knots:

**Proposition 6.2.** *For a weaving knot  $(W(p, m))$ , the signature  $\sigma(W(p, m))$  is 0 when  $p$  is odd and it is  $1 - m$  when  $p$  is even.*

Therefore direct application of results in [4] will provide the following

**Theorem 6.3.** *For a weaving knot  $W(2k+1, m)$  the non-vanishing Khovanov homology  $\mathcal{H}^{i,j}(W(2k+1, m))$  lies on the lines*

$$j = 2i \pm 1.$$

*For a weaving knot  $W(2k, m)$  the non-vanishing Khovanov homology  $\mathcal{H}^{i,j}(W(2k, m))$  lies on the lines*

$$j = 2i + m - 1 \pm 1$$

The range for  $i, j$  and the rank of non-zero  $\mathcal{H}^{i,j}(W(n+1, m))$  is obtained from the Jones polynomial using the results of Lee in [4]. The authors described the procedure in detail for  $W(3, m)$  in [15] and we follow the same methodology that follows a straightforward algorithm once one has the information about the Jones polynomial. In the continuation of our Mathematica program in the earlier sections, we add the following program.

```
q = -t * Q^2; z = t^2 * Q^4 / (1 - t * Q^2);
For[m = 2, m ≤ p, m++,
  If[GCD[n+1, m] == 1, Print["Khovanov Homology of " W[n+1, m]]; e = d * m; ns = d * (m - 1);
  Kh = Expand[
    Simplify[Q^ns * (Q^(-1) + Q) + (Q^(-1) + t * Q^3) * ((-t) ^ (-ns / 2) * (1 - t * Q^2) ^ n * (-t) ^
      (-n / 2 - 3 * e / 2 - m * r) * Q^(-n - 3 * e - 2 * m * r) * TRACE[m] - Q^ns) / (1 + t * Q^2)]];
  tld = -Exponent[Kh, 1 / t]; td = Exponent[Kh, t]; Qld = -Exponent[Kh, 1 / Q];
  Qd = Exponent[Kh, Q];
  For[i = tld, i ≤ td, i++, dimH[i, Qd + 4] = i; dimH[i, Qd + 2] = "";
  For[j = Qld, j ≤ Qd, j++, dimH[tld - 2, j] = j; dimH[tld - 1, j] = "";
  If[Coefficient[Coefficient[Kh, t, i], Q, j] ≠ 0,
    dimH[i, j] = Coefficient[Coefficient[Kh, t, i], Q, j], dimH[i, j] = ""];
  dimH[tld - 2, Qd + 4] = ""; dimH[tld - 2, Qd + 2] = "j"; dimH[tld - 1, Qd + 4] = "i";
  dimH[tld - 1, Qd + 2] = "";
  Print[MatrixForm[Table[dimH[i, Qd - 2 * j], {j, -2, Qd / 2 - Qld / 2}, {i, tld - 2, td}]]];
  Clear[dimH, q, z]
```

Using this program we can compute the ranks of the Khovanov homology groups of any weave knot. Here are some examples.

Table 1: Khovanov homology of  $W(4, 3)$

	i	-8	-7	-6	-5	-4	-3	-2	-1	0	1
j											
5											1
3										4	
1									5	2	
-1								6	3		
-3							7	5			
-5						6	6				
-7					5	7					
-9				3	6						
-11		1	5								
-13		3									
-15	1										

Table 2: Khovanov homology of  $W(4, 5)$

	i	-14	-13	-12	-11	-10	-9	-8	-7	-6	-5	-4	-3	-2	-1	0	1
j																	
7																	1
5																8	
3															28	2	
1														52	7		
-1													87	28			
-3												115	52				
-5										133	87						
-7									138	115							
-9								122	133								
-11							98	138									
-13						64	122										
-15					35	98											
-17				16	64												
-19			5	35													
-21		1	16														
-23		5															
-25	1																

Table 3: Khovanov homology of  $W(5, 2)$

	i	-4	-3	-2	-1	0	1	2	3	4
j										
9										1
7									1	
5								3	1	
3							2	1		
1						3	3			
-1					3	3				
-3				1	2					
-5			1	3						
-7			1							
-9	1									

Table 4: Khovanov homology of  $W(5, 3)$

j \ i	-6	-5	-4	-3	-2	-1	0	1	2	3	4	5	6
13													1
11												5	
9											11	1	
7										19	5		
5									25	11			
3								29	19				
1							30	25					
-1						25	30						
-3					19	29							
-5				11	25								
-7			5	19									
-9		1	11										
-11		5											
-13	1												

Table 5: Khovanov homology of  $W(5, 4)$

j \ i	-8	-7	-6	-5	-4	-3	-2	-1	0	1	2	3	4	5	6	7	8
17																	1
15																7	
13															25	1	
11														61	7		
9													116	25			
7												176	61				
5											231	116					
3										260	176						
1									261	231							
-1								231	261								
-3							176	260									
-5						116	231										
-7					61	176											
-9				25	116												
-11			7	61													
-13		1	25														
-15		7															
-17	1																

The authors in [15] have already pointed out that once we know the ranks of Khovanov homology groups of alternating knots, we can have the complete information on their integral Khovanov homology using recent results of Shumakovich [11].

Returning to the ranks of the rational Khovanov homology, we take advantage of the “knight move” periodicity and simplify by recording the Betti numbers for  $W(n, m)$  from only along the line  $j - 2i = 1$  for  $n$  odd and along the line  $j - 2i = m$  for  $n$  even. In order to study the asymptotic behavior of Khovanov homology we have to normalize the data. This is done by computing the total rank of the Khovanov homology along the line and dividing each Betti number by the total rank. We obtain normalized Betti numbers that sum to one.

This raises the possibility of approximating the distribution of normalized Betti numbers by a probability distribution. For our baseline experiments we choose to use the normal  $N(\mu, \sigma^2)$

probability density function

$$f_{\mu, \sigma^2}(x) = \frac{1}{\sigma\sqrt{2\pi}} \exp\left(-\frac{(x - \mu)^2}{2\sigma^2}\right)$$

Here we compute the value of  $\mu$  and  $\sigma$  from our data. For a fixed  $n$ , we regard  $W(n, m) = X_m$  as a countable family of random variables for  $m = 1, 2, \dots$ . For a particular  $i$  let  $p_i$  denote the normalized rank of  $\mathcal{H}^{i,j}(W(n, m))$  along the line  $j - 2i = 1$  for  $n$  odd and  $j - 2i = m$  for  $n$  even. Now, from this data we find the mean  $\mu_m$  as first moment using the formula  $\mu_m = E(X_m) = \sum_i i \cdot p_i$ . After knowing the value of  $\mu$  we find the standard deviation  $\sigma$  using the formula  $\sigma_m^2 = E(X_m^2) = \sum_i i^2 \cdot p_i$ . We use these values of  $\mu_m$  and  $\sigma_m$  and consider the density function

$$f_{\mu_m, \sigma_m^2}(x) = \frac{1}{\sigma_m\sqrt{2\pi}} \exp\left(-\frac{(x - \mu_m)^2}{2\sigma_m^2}\right)$$

We plot the graph of these density functions along with the normalized ranks of Khovanov homology groups of  $W(n, m)$ . We see that for a fixed  $n$ , the normalized ranks converge to the normal distribution as  $m \rightarrow \infty$ . For  $n$  odd this is very clear but for  $n$  even, there seems to be some deviation. We have presented in Table 10 to Table 13 the data showing a comparison of the actual ranks with the proposed density function which provides sufficient evidence that as  $m$  grows large the ranks in a family  $W(n, m)$  are normally distributed. Below are few graphs that demonstrate this.

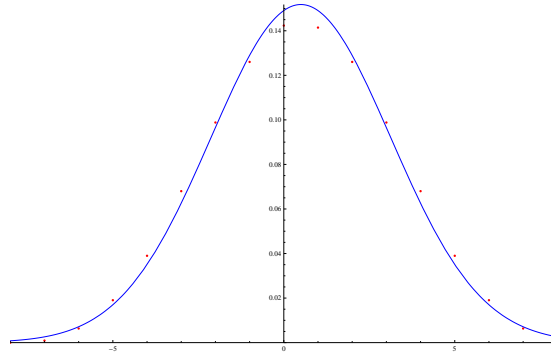


Figure 8: Comparing normalized homology of  $W(3, 8)$  with density function



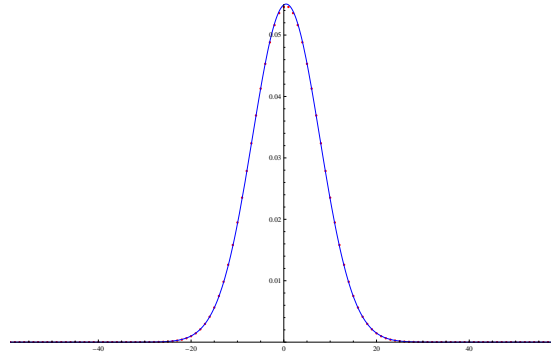


Figure 9: Comparing normalized homology of  $W(3, 59)$  with density function

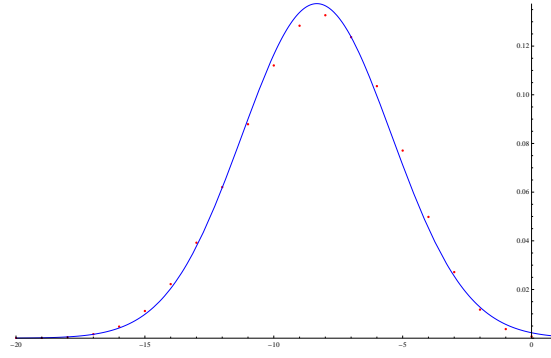


Figure 10: Comparing normalized homology of  $W(4, 7)$  with density function

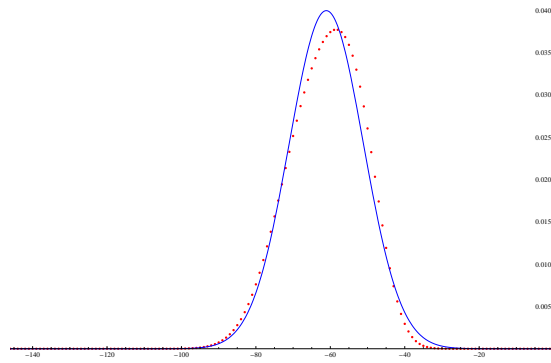


Figure 11: Comparing normalized homology of  $W(4, 49)$  with density function

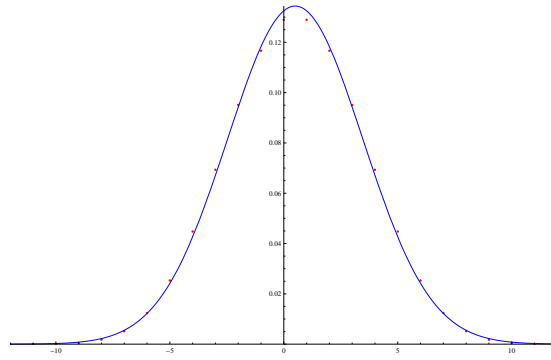


Figure 12: Comparing normalized homology of  $W(5, 6)$  with density function

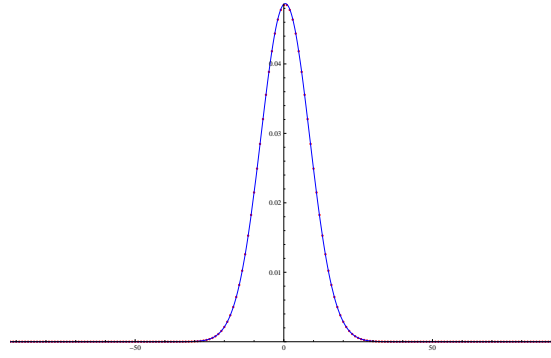


Figure 13: Comparing normalized homology of  $W(5, 46)$  with density function

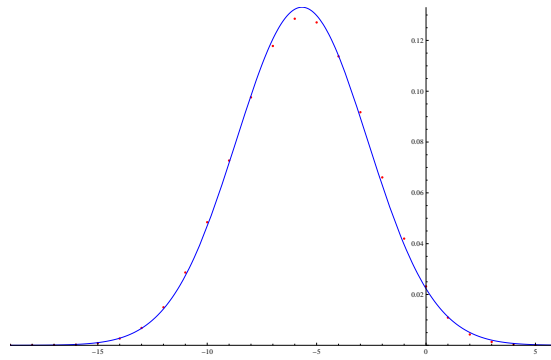


Figure 14: Comparing normalized homology of  $W(6, 5)$  with density function

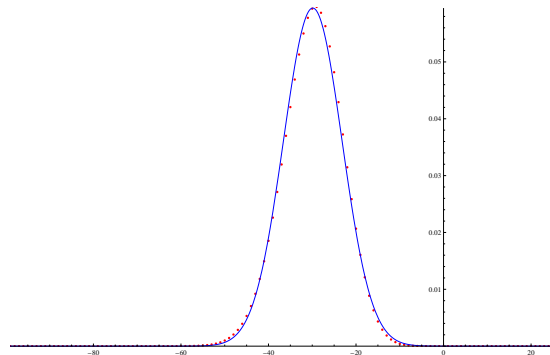


Figure 15: Comparing normalized homology of  $W(6, 25)$  with density function

## References

- [1] Three-dimensional manifolds, Kleinian groups and hyperbolic geometry, Thurston, William P., Bull. Amer. Math. Soc. (N.S.), American Mathematical Society. Bulletin. New Series, **6**, No. 3, 1982, 357-381.
- [2] Knots and links, Rolfsen, Dale, AMS Chelsea, 346. H, ISBN 0-8218-3436-3.
- [3] Braid groups and Iwahori-Hecke algebras, Stephen J. Bigelow, Proceedings of Symposia in Pure Mathematics, 2006.
- [4] An endomorphism of the Khovanov invariant, Lee, Eun Soo, Advances in Mathematics, **197**, No. 2, 2005, 554-586.
- [5] On the Jones polynomial, de la Harpe, Pierre and Kervaire, Michel and Weber, Claude, L'Enseignement Mathématique. Revue Internationale. IIe Série, **32**, No. 3-4, 1986, 271-335.
- [6] Volume bounds for weaving knots, Champanerker, Abhijit and Kofman, Ilya and Purcell, Jessica S, Algebraic & Geometric Topology, **16**, No. 6, 2016, 3301-3323.
- [7] Geometrically and diagrammatically maximal knots, Champanerker, Abhijit and Kofman, Ilya and Purcell, Jessica S, Journal of London Math. Society, (2) **94**, no. 3, 2016, 883908.
- [8] A volumish theorem for the Jones polynomial of alternating knots, Pacific Journal of Mathematics, **231**, No. 2, 2007, 279-291.
- [9] An Introduction to the Volume Conjecture and its generalizations, Hitoshi Murakami, Acta Mathematica Vietnamica, **33**, Number 3, 2008, 219253.
- [10] SnapPy, A computer program for studying the geometry and topology of 3-manifolds, Culler, Marc and Dunfield, Nathan M. and Goerner, Matthias and Weeks, Jeffrey R. Available at URL <http://snappy.computop.org> (01/10/2018).

- [11] Torsion of the Khovanov homology, Alexander N. Shumakovitch, arXiv:math/0405474v2[math.GT, 19 June, 2018.
- [12] Heegaard Floer homology and alternating knots, Ozsváth, Peter and Szabó, Zoltán, Geometry and Topology, **7** 2003, 225-254.
- [13] Holomorphic disks and genus bounds, Ozsváth, Peter and Szabó, Zoltán Geometry and Topology, **8**, 2004, 311-334.
- [14] An introduction to knot Floer homology, Manolescu, Ciprian, Physics and mathematics of link homology, Contemp. Math., **680**, 99-135.
- [15] Polynomial invariants, Knot homologies and Higher Twist numbers of weave knots  $W(3, n)$ , Rama Mishra, Ross Staffeldt, arXiv:1902.01819, May 2019.
- [16] Knots, Burde, Gerhard / Zieschang, Heiner, De Gruyter Studies in Mathematics 5, 978-3-11-019803-4, 2002.
- [17] Hecke algebra representations of braid groups and link polynomials, V.F.R. Jones, Annals of Mathematics, **126**, 1987, 335-388.

Table 6: Values of  $f_k(m)$  for  $W(3, m)$ 

m	k	1	2	3	4	5	6	7	8
10	1.	0.9	0.78	0.696	0.6504	0.63	0.63	0.64512	
20	1.	0.95	0.87	0.78075	0.6969	0.625388	0.567709	0.522853	
30	1.	0.966667	0.908889	0.836889	0.759881	0.684711	0.615571	0.554454	
40	1.	0.975	0.93	0.871031	0.804103	0.734421	0.665975	0.601467	
50	1.	0.98	0.9432	0.893568	0.835281	0.772256	0.707836	0.64463	
60	1.	0.983333	0.952222	0.909472	0.858141	0.80124	0.741508	0.681262	
70	1.	0.985714	0.958776	0.921271	0.875531	0.823929	0.768715	0.711897	
80	1.	0.9875	0.96375	0.930363	0.889172	0.84209	0.790984	0.737586	
90	1.	0.988889	0.967654	0.93758	0.900145	0.856919	0.809474	0.759303	
100	1.	0.99	0.9708	0.943446	0.909155	0.869239	0.825034	0.777837	
110	1.	0.990909	0.973388	0.948307	0.916683	0.879628	0.838291	0.793805	
120	1.	0.991667	0.975556	0.952399	0.923064	0.888502	0.849711	0.807687	
130	1.	0.992308	0.977396	0.955893	0.928541	0.896167	0.859644	0.819854	
140	1.	0.992857	0.97898	0.958909	0.933292	0.902852	0.868358	0.830598	
150	1.	0.993333	0.980356	0.96154	0.937453	0.908733	0.876064	0.84015	
160	1.	0.99375	0.981563	0.963854	0.941126	0.913946	0.882924	0.848696	
170	1.	0.994118	0.98263	0.965906	0.944393	0.918598	0.88907	0.856383	
180	1.	0.994444	0.98358	0.967738	0.947317	0.922774	0.894606	0.863335	
190	1.	0.994737	0.984432	0.969383	0.949949	0.926544	0.899619	0.86965	
200	1.	0.995	0.9852	0.970868	0.952332	0.929965	0.904179	0.875411	
210	1.	0.995238	0.985896	0.972216	0.954498	0.933081	0.908344	0.880688	
220	1.	0.995455	0.986529	0.973445	0.956476	0.935933	0.912164	0.885539	
230	1.	0.995652	0.987108	0.97457	0.958289	0.938552	0.915679	0.890012	
240	1.	0.995833	0.987639	0.975604	0.959957	0.940966	0.918925	0.894151	
250	1.	0.996	0.988128	0.976557	0.961498	0.943198	0.92193	0.897991	
260	1.	0.996154	0.98858	0.977438	0.962924	0.945267	0.924722	0.901564	
270	1.	0.996296	0.988999	0.978255	0.964248	0.947191	0.927321	0.904895	
280	1.	0.996429	0.989388	0.979015	0.965482	0.948985	0.929747	0.90801	
290	1.	0.996552	0.98975	0.979724	0.966633	0.950661	0.932016	0.910927	
300	1.	0.996667	0.990089	0.980387	0.967709	0.95223	0.934144	0.913665	
310	1.	0.996774	0.990406	0.981008	0.968719	0.953703	0.936143	0.916241	
320	1.	0.996875	0.990703	0.98159	0.969667	0.955088	0.938025	0.918668	
330	1.	0.99697	0.990983	0.982138	0.97056	0.956392	0.939799	0.920958	
340	1.	0.997059	0.991246	0.982654	0.971401	0.957623	0.941474	0.923124	
350	1.	0.997143	0.991494	0.983142	0.972196	0.958786	0.943059	0.925174	
360	1.	0.997222	0.991728	0.983602	0.972948	0.959887	0.94456	0.927118	
370	1.	0.997297	0.99195	0.984038	0.97366	0.960931	0.945984	0.928963	
380	1.	0.997368	0.992161	0.984452	0.974336	0.961922	0.947337	0.930718	
390	1.	0.997436	0.99236	0.984845	0.974978	0.962864	0.948624	0.932388	
400	1.	0.9975	0.99255	0.985218	0.975588	0.963761	0.94985	0.93398	
410	1.	0.997561	0.992731	0.985573	0.97617	0.964615	0.951018	0.935498	
420	1.	0.997619	0.992902	0.985912	0.976724	0.96543	0.952134	0.936949	
430	1.	0.997674	0.993067	0.986235	0.977254	0.966209	0.953199	0.938335	

Table 7: Values of  $f_k(m)$  for  $W(4, m)$ 

m	k	1	2	3	4	5	6	7	8
9	1.	0.938272	0.791038	0.61411	0.453799	0.327863	0.23531	0.169542	
18	1.	0.967901	0.88283	0.759031	0.620184	0.485789	0.367512	0.27017	
27	1.	0.978326	0.919101	0.827925	0.718087	0.602362	0.490418	0.388596	
36	1.	0.983642	0.938286	0.866551	0.777021	0.678501	0.578229	0.481671	
45	1.	0.986864	0.950131	0.891105	0.815868	0.730874	0.641624	0.552552	
54	1.	0.989026	0.958166	0.908058	0.843289	0.768827	0.688974	0.607318	
63	1.	0.990577	0.963973	0.920456	0.863644	0.797507	0.725501	0.650567	
72	1.	0.991744	0.968366	0.929914	0.87934	0.819909	0.754466	0.685452	
81	1.	0.992654	0.971804	0.937364	0.891806	0.837876	0.777963	0.714124	
90	1.	0.993383	0.974569	0.943385	0.901944	0.8526	0.797391	0.738075	
99	1.	0.99398	0.97684	0.948351	0.910348	0.864882	0.813715	0.758367	
108	1.	0.994479	0.978739	0.952517	0.917428	0.87528	0.827619	0.775768	
117	1.	0.994901	0.98035	0.956061	0.923473	0.884197	0.839601	0.790851	
126	1.	0.995263	0.981734	0.959113	0.928695	0.891927	0.850032	0.804045	
135	1.	0.995578	0.982936	0.961769	0.93325	0.898691	0.859193	0.815683	
144	1.	0.995853	0.983989	0.964101	0.937258	0.90466	0.867303	0.826022	
153	1.	0.996096	0.984921	0.966165	0.940813	0.909966	0.874532	0.835268	
162	1.	0.996312	0.985749	0.968005	0.943987	0.914713	0.881016	0.843584	
171	1.	0.996505	0.986492	0.969655	0.946838	0.918985	0.886864	0.851104	
180	1.	0.996679	0.987161	0.971143	0.949413	0.92285	0.892165	0.857936	
189	1.	0.996837	0.987766	0.972492	0.95175	0.926363	0.896992	0.864171	
198	1.	0.99698	0.988318	0.973721	0.953881	0.929571	0.901407	0.869882	
207	1.	0.997111	0.988821	0.974844	0.955832	0.932511	0.905459	0.875134	
216	1.	0.997231	0.989283	0.975876	0.957624	0.935216	0.909191	0.879979	
225	1.	0.997341	0.989709	0.976826	0.959277	0.937712	0.912641	0.884462	
234	1.	0.997443	0.990102	0.977704	0.960805	0.940023	0.915838	0.888624	
243	1.	0.997538	0.990466	0.978518	0.962224	0.942169	0.91881	0.892496	
252	1.	0.997625	0.990804	0.979275	0.963543	0.944167	0.921579	0.896109	
261	1.	0.997707	0.991119	0.97998	0.964773	0.946031	0.924165	0.899487	
270	1.	0.997783	0.991413	0.980639	0.965923	0.947775	0.926587	0.902653	
279	1.	0.997855	0.991688	0.981256	0.967	0.94941	0.928859	0.905625	
288	1.	0.997921	0.991946	0.981835	0.968011	0.950946	0.930994	0.908422	
297	1.	0.997984	0.992189	0.982379	0.968962	0.952391	0.933006	0.911058	
306	1.	0.998043	0.992417	0.982891	0.969858	0.953753	0.934903	0.913546	
315	1.	0.998099	0.992633	0.983375	0.970704	0.95504	0.936696	0.9159	
324	1.	0.998152	0.992836	0.983832	0.971504	0.956257	0.938393	0.918128	
333	1.	0.998202	0.993029	0.984264	0.972261	0.95741	0.940001	0.920242	
342	1.	0.998249	0.993212	0.984674	0.972979	0.958504	0.941527	0.922249	
351	1.	0.998294	0.993385	0.985063	0.973661	0.959543	0.942978	0.924158	
360	1.	0.998336	0.993549	0.985433	0.974309	0.960531	0.944359	0.925975	
369	1.	0.998377	0.993706	0.985785	0.974926	0.961472	0.945674	0.927708	
378	1.	0.998415	0.993855	0.986121	0.975514	0.962369	0.946929	0.929361	
387	1.	0.998452	0.993997	0.98644	0.976075	0.963226	0.948127	0.93094	

Table 8: Values of  $f_k(m)$  for  $W(5, m)$ 

m	k	1	2	3	4	5	6	7	8
2	0.5	0.5	0.46875	NA	NA	NA	NA	NA	NA
4	1.	1.	1.00781	1.03711	1.06934	1.11786	1.18	NA	NA
6	1.	1.	1.01389	1.04861	1.10725	1.18996	1.29053	1.40038	1.40038
8	1.	1.	1.00781	1.02832	1.06476	1.11923	1.19288	1.28594	1.28594
10	1.	1.	1.005	1.0185	1.04303	1.08045	1.13219	1.19931	1.19931
12	1.	1.	1.00347	1.01302	1.03064	1.05788	1.09604	1.14621	1.14621
14	1.	1.	1.00255	1.00966	1.02291	1.04362	1.07289	1.11169	1.11169
16	1.	1.	1.00195	1.00745	1.01778	1.03405	1.05719	1.08805	1.08805
18	1.	1.	1.00154	1.00592	1.0142	1.02731	1.04606	1.07118	1.07118
20	1.	1.	1.00125	1.00481	1.0116	1.02239	1.03788	1.05873	1.05873
22	1.	1.	1.00103	1.00399	1.00965	1.01868	1.03171	1.04928	1.04928
24	1.	1.	1.00087	1.00336	1.00815	1.01583	1.02693	1.04194	1.04194
26	1.	1.	1.00074	1.00287	1.00698	1.01358	1.02315	1.03613	1.03613
28	1.	1.	1.00064	1.00248	1.00604	1.01178	1.02012	1.03144	1.03144
30	1.	1.	1.00056	1.00217	1.00528	1.01032	1.01764	1.02761	1.02761
32	1.	1.	1.00049	1.00191	1.00466	1.00911	1.0156	1.02445	1.02445
34	1.	1.	1.00043	1.00169	1.00414	1.0081	1.01389	1.02179	1.02179
36	1.	1.	1.00039	1.00151	1.0037	1.00725	1.01245	1.01955	1.01955
38	1.	1.	1.00035	1.00136	1.00333	1.00653	1.01122	1.01763	1.01763
40	1.	1.	1.00031	1.00123	1.00301	1.00591	1.01016	1.01599	1.01599
42	1.	1.	1.00028	1.00111	1.00273	1.00538	1.00925	1.01456	1.01456
44	1.	1.	1.00026	1.00102	1.0025	1.00491	1.00846	1.01332	1.01332
46	1.	1.	1.00024	1.00093	1.00229	1.0045	1.00776	1.01223	1.01223
48	1.	1.	1.00022	1.00085	1.0021	1.00414	1.00714	1.01127	1.01127
50	1.	1.	1.0002	1.00079	1.00194	1.00383	1.0066	1.01041	1.01041
52	1.	1.	1.00018	1.00073	1.0018	1.00354	1.00612	1.00965	1.00965
54	1.	1.	1.00017	1.00068	1.00167	1.00329	1.00568	1.00898	1.00898
56	1.	1.	1.00016	1.00063	1.00155	1.00306	1.00529	1.00837	1.00837
58	1.	1.	1.00015	1.00059	1.00145	1.00286	1.00494	1.00782	1.00782
60	1.	1.	1.00014	1.00055	1.00135	1.00268	1.00463	1.00732	1.00732
62	1.	1.	1.00013	1.00051	1.00127	1.00251	1.00434	1.00687	1.00687
64	1.	1.	1.00012	1.00048	1.00119	1.00236	1.00408	1.00646	1.00646
66	1.	1.	1.00011	1.00045	1.00112	1.00222	1.00384	1.00608	1.00608
68	1.	1.	1.00011	1.00043	1.00106	1.00209	1.00362	1.00574	1.00574
70	1.	1.	1.0001	1.0004	1.001	1.00198	1.00342	1.00542	1.00542
72	1.	1.	1.0001	1.00038	1.00094	1.00187	1.00324	1.00513	1.00513
74	1.	1.	1.00009	1.00036	1.00089	1.00177	1.00307	1.00487	1.00487
76	1.	1.	1.00009	1.00034	1.00085	1.00168	1.00291	1.00462	1.00462
78	1.	1.	1.00008	1.00033	1.00081	1.0016	1.00277	1.00439	1.00439
80	1.	1.	1.00008	1.00031	1.00077	1.00152	1.00263	1.00418	1.00418
82	1.	1.	1.00007	1.00029	1.00073	1.00145	1.00251	1.00398	1.00398
84	1.	1.	1.00007	1.00028	1.0007	1.00138	1.00239	1.0038	1.0038
86	1.	1.	1.00007	1.00027	1.00066	1.00132	1.00229	1.00363	1.00363

Table 9: Values of  $f_k(m)$  for  $W(6, m)$

m	k	1	2	3	4	5	6	7	8
2	0.5	0.461538	0.364286	0.340206	NA	NA	NA	NA	NA
3	1.	0.905983	0.793651	0.702558	0.619529	0.56046	0.505702	0.627057	NA
4	1.	0.990385	0.948214	0.894974	0.831392	0.764305	0.694829	0.627057	0.627057
5	1.	0.990769	0.961371	0.920808	0.875241	0.825431	0.771134	0.713298	0.713298
6	1.	0.991453	0.963492	0.923062	0.876936	0.828974	0.779769	0.728834	0.728834
7	1.	0.992151	0.966097	0.926315	0.879296	0.829744	0.779752	0.729614	0.729614
8	1.	0.992788	0.968638	0.930433	0.883953	0.834092	0.783585	0.733358	0.733358
9	1.	0.993352	0.970958	0.934632	0.889473	0.840281	0.790126	0.740344	0.740344
10	1.	0.993846	0.973029	0.938623	0.895117	0.847111	0.79782	0.748871	0.748871
11	1.	0.994278	0.974863	0.942305	0.900567	0.853999	0.805847	0.757929	0.757929
12	1.	0.994658	0.976488	0.945662	0.905692	0.860667	0.813796	0.767009	0.767009
13	1.	0.994993	0.977931	0.948706	0.910451	0.866992	0.821463	0.775852	0.775852
14	1.	0.99529	0.979217	0.951466	0.914841	0.872928	0.828755	0.784332	0.784332
15	1.	0.995556	0.980368	0.953969	0.918883	0.878465	0.835635	0.792392	0.792392
16	1.	0.995793	0.981403	0.956245	0.922601	0.883618	0.842097	0.800013	0.800013
17	1.	0.996007	0.982338	0.958319	0.926024	0.888408	0.848154	0.807199	0.807199
18	1.	0.996201	0.983186	0.960215	0.92918	0.89286	0.853825	0.813966	0.813966
19	1.	0.996378	0.983959	0.961953	0.932094	0.897002	0.859135	0.820334	0.820334
20	1.	0.996538	0.984664	0.963551	0.934791	0.90086	0.864109	0.826328	0.826328
21	1.	0.996686	0.985312	0.965024	0.937292	0.904458	0.868773	0.831972	0.831972
22	1.	0.996821	0.985907	0.966386	0.939616	0.907818	0.873149	0.83729	0.83729
23	1.	0.996946	0.986458	0.967648	0.941781	0.910961	0.87726	0.842305	0.842305
24	1.	0.997062	0.986967	0.968821	0.9438	0.913907	0.881128	0.84704	0.84704
25	1.	0.997169	0.98744	0.969913	0.945688	0.916671	0.884771	0.851514	0.851514
26	1.	0.997269	0.98788	0.970933	0.947456	0.919269	0.888207	0.855747	0.855747
27	1.	0.997362	0.98829	0.971887	0.949116	0.921716	0.891453	0.859757	0.859757
28	1.	0.997449	0.988674	0.972782	0.950676	0.924022	0.894521	0.863559	0.863559
29	1.	0.99753	0.989034	0.973622	0.952145	0.926201	0.897427	0.867167	0.867167
30	1.	0.997607	0.989371	0.974412	0.953531	0.92826	0.900182	0.870597	0.870597



Table 10: Density function and comparisons for  $W(3, m)$ 

$m$	Total dimension	$\mu$	$\sigma$	L <sup>1</sup> -Comparison	L <sup>2</sup> -Comparison
5	61.	0.491803	2.06154	0.0927555	0.0388521
10	7563.	0.499934	2.94869	0.0401467	0.0110943
20	$1.14413 \times 10^8$	0.5	4.19983	0.0184547	0.00430564
25	$1.40719 \times 10^{10}$	0.5	4.7022	0.014319	0.00320955
35	$2.12865 \times 10^{14}$	0.5	5.5727	0.0101674	0.00207271
40	$2.61807 \times 10^{16}$	0.5	5.96046	0.00877244	0.00174506
50	$3.96035 \times 10^{20}$	0.5	6.66868	0.00700549	0.00131088
55	$4.87091 \times 10^{22}$	0.5	6.99596	0.00634725	0.00116064
65	$7.36823 \times 10^{26}$	0.5	7.6084	0.00533794	0.000938172
70	$9.06233 \times 10^{28}$	0.5	7.89683	0.00495697	0.000853839
80	$1.37086 \times 10^{33}$	0.5	8.44418	0.00432092	0.000720759
85	$1.68604 \times 10^{35}$	0.5	8.70496	0.00404986	0.000667466
95	$2.55048 \times 10^{39}$	0.5	9.20438	0.00362903	0.000579817
100	$3.13688 \times 10^{41}$	0.5	9.44419	0.00344996	0.000543405
110	$4.74516 \times 10^{45}$	0.5	9.90641	0.00312469	0.000481757
115	$5.83616 \times 10^{47}$	0.5	10.1296	0.00298159	0.000455466
125	$8.82836 \times 10^{51}$	0.5	10.5619	0.00274835	0.000409984
130	$1.08582 \times 10^{54}$	0.5	10.7715	0.00264327	0.000390201
140	$1.64251 \times 10^{58}$	0.5	11.179	0.00244937	0.000355405
145	$2.02016 \times 10^{60}$	0.5	11.3773	0.00235921	0.000340035
155	$3.0559 \times 10^{64}$	0.5	11.7638	0.00220931	0.000312643
160	$3.7585 \times 10^{66}$	0.5	11.9523	0.0021421	0.000300394
170	$5.68549 \times 10^{70}$	0.5	12.3208	0.00201439	0.000278328
175	$6.99269 \times 10^{72}$	0.5	12.501	0.00195534	0.00026836
185	$1.05778 \times 10^{77}$	0.5	12.8538	0.00184678	0.000250244
190	$1.30099 \times 10^{79}$	0.5	13.0266	0.00179875	0.000241991
200	$1.968 \times 10^{83}$	0.5	13.3655	0.00171018	0.000226879
205	$2.42049 \times 10^{85}$	0.5	13.5317	0.0016676	0.000219946
215	$3.66147 \times 10^{89}$	0.5	13.8583	0.00158861	0.000207168
220	$4.50331 \times 10^{91}$	0.5	14.0187	0.00155132	0.00020127
230	$6.81215 \times 10^{95}$	0.5	14.3342	0.0014836	0.000190339
235	$8.3784 \times 10^{97}$	0.5	14.4893	0.00145309	0.000185266
245	$1.2674 \times 10^{102}$	0.5	14.7948	0.00139347	0.00017582
250	$1.5588 \times 10^{104}$	0.5	14.9451	0.00136587	0.000171416
260	$2.358 \times 10^{108}$	0.5	15.2414	0.00131178	0.00016318
265	$2.90014 \times 10^{110}$	0.5	15.3874	0.00128662	0.000159324
275	$4.38705 \times 10^{114}$	0.5	15.6754	0.00123966	0.000152087
280	$5.39571 \times 10^{116}$	0.5	15.8174	0.00121825	0.000148686
290	$8.16209 \times 10^{120}$	0.5	16.0976	0.00117612	0.000142281
295	$1.00387 \times 10^{123}$	0.5	16.2359	0.0011564	0.000139261
305	$1.51856 \times 10^{127}$	0.5	16.5091	0.0011175	0.000133557
310	$1.8677 \times 10^{129}$	0.5	16.644	0.00109934	0.00013086
320	$2.82527 \times 10^{133}$	0.5	16.9105	0.00106411	0.000125751

Table 11: Density function and comparisons for  $W(4, m)$ 

$m$	Total dimension	$\mu$	$\sigma$	L <sup>1</sup> -Comparison	L <sup>2</sup> -Comparison
3	38.	-2.92105	1.96525	0.149409	0.0579667
9	316013.	-10.8938	3.32161	0.04861	0.01299
15	$1.42313 \times 10^9$	-18.4827	4.46909	0.0682443	0.0159307
21	$5.38341 \times 10^{12}$	-26.0208	5.52066	0.0795165	0.0168891
27	$1.8702 \times 10^{16}$	-33.542	6.51972	0.0863526	0.0170625
33	$6.17622 \times 10^{19}$	-41.0554	7.48648	0.0913297	0.0169847
39	$1.97224 \times 10^{23}$	-48.5647	8.43176	0.0951959	0.0168515
45	$6.14883 \times 10^{26}$	-56.0716	9.36192	0.0987784	0.0167358
51	$1.88293 \times 10^{30}$	-63.5768	10.281	0.1024	0.016661
57	$5.68624 \times 10^{33}$	-71.0809	11.1917	0.106094	0.0166295
63	$1.69815 \times 10^{37}$	-78.5843	12.0959	0.109813	0.0166357
69	$5.02539 \times 10^{40}$	-86.087	12.9949	0.113637	0.016671
75	$1.47594 \times 10^{44}$	-93.5894	13.8898	0.117603	0.0167272
81	$4.30701 \times 10^{47}$	-101.091	14.7813	0.121735	0.0167968
87	$1.24996 \times 10^{51}$	-108.593	15.6699	0.125943	0.016874
93	$3.61031 \times 10^{54}$	-116.095	16.5561	0.130083	0.0169541
99	$1.03844 \times 10^{58}$	-123.596	17.4403	0.134139	0.0170336
105	$2.97592 \times 10^{61}$	-131.097	18.3228	0.138126	0.0171102
111	$8.50043 \times 10^{64}$	-138.598	19.2038	0.142253	0.0171821
117	$2.42097 \times 10^{68}$	-146.099	20.0835	0.146262	0.0172481
123	$6.87691 \times 10^{71}$	-153.6	20.962	0.150135	0.0173077
129	$1.94878 \times 10^{75}$	-161.101	21.8396	0.153875	0.0173604
135	$5.51052 \times 10^{78}$	-168.601	22.7163	0.157501	0.0174063
141	$1.55512 \times 10^{82}$	-176.102	23.5922	0.161119	0.0174453
147	$4.38073 \times 10^{85}$	-183.602	24.4673	0.1646	0.0174776
153	$1.23199 \times 10^{89}$	-191.103	25.3419	0.167959	0.0175036
159	$3.45937 \times 10^{92}$	-198.603	26.2159	0.171226	0.0175234
165	$9.69995 \times 10^{95}$	-206.104	27.0894	0.174393	0.0175376
171	$2.71623 \times 10^{99}$	-213.604	27.9624	0.177517	0.0175464
177	$7.59677 \times 10^{102}$	-221.105	28.835	0.18052	0.0175502
183	$2.12223 \times 10^{106}$	-228.605	29.7072	0.183406	0.0175494
189	$5.92227 \times 10^{109}$	-236.105	30.5791	0.186182	0.0175443
195	$1.651 \times 10^{113}$	-243.606	31.4506	0.188878	0.0175352
201	$4.59826 \times 10^{116}$	-251.106	32.3219	0.191529	0.0175224
207	$1.27954 \times 10^{120}$	-258.606	33.1929	0.194079	0.0175063
213	$3.55752 \times 10^{123}$	-266.107	34.0636	0.19654	0.0174872
219	$9.88319 \times 10^{126}$	-273.607	34.9341	0.198945	0.0174652
225	$2.7436 \times 10^{130}$	-281.107	35.8043	0.201291	0.0174406
231	$7.61089 \times 10^{133}$	-288.607	36.6744	0.203594	0.0174137
237	$2.10988 \times 10^{137}$	-296.108	37.5443	0.205812	0.0173846
243	$5.84521 \times 10^{140}$	-303.608	38.414	0.20795	0.0173536
249	$1.61837 \times 10^{144}$	-311.108	39.2836	0.210015	0.0173208
255	$4.47821 \times 10^{147}$	-318.608	40.153	0.212031	0.0172864

Table 12: Density function and comparisons for  $W(5, m)$ 

$m$	Total dimension	$\mu$	$\sigma$	L <sup>1</sup> -Comparison	L <sup>2</sup> -Comparison
2	15.	0.466667	1.85712	0.283683	0.110559
3	181.	0.497238	2.22647	0.0865806	0.0270373
6	130863.	0.499996	2.96808	0.0265589	0.00749265
8	$8.84444 \times 10^6$	0.5	3.40303	0.0151096	0.00407916
9	$7.18681 \times 10^7$	0.5	3.60626	0.0125854	0.00324384
11	$4.70654 \times 10^9$	0.5	3.98674	0.00953972	0.0022939
12	$3.80183 \times 10^{10}$	0.5	4.1653	0.00853743	0.00200708
14	$2.47746 \times 10^{12}$	0.5	4.50234	0.0070473	0.00161378
16	$1.61335 \times 10^{14}$	0.5	4.81649	0.00611831	0.0013525
17	$1.30183 \times 10^{15}$	0.5	4.96621	0.00576828	0.00125091
22	$4.45229 \times 10^{19}$	0.5	5.65592	0.00444872	0.00090282
23	$3.5924 \times 10^{20}$	0.5	5.78402	0.00423478	0.00085379
26	$1.88707 \times 10^{23}$	0.5	6.15232	0.00373578	0.000732032
28	$1.22854 \times 10^{25}$	0.5	6.38607	0.00348866	0.000667054
29	$9.91263 \times 10^{25}$	0.5	6.4998	0.00337018	0.000638335
31	$6.45343 \times 10^{27}$	0.5	6.72147	0.00315237	0.000587124
32	$5.20704 \times 10^{28}$	0.5	6.82961	0.00305441	0.000564211
34	$3.38994 \times 10^{30}$	0.5	7.04091	0.00286292	0.000522917
36	$2.20696 \times 10^{32}$	0.5	7.24606	0.00270004	0.000486759
37	$1.78071 \times 10^{33}$	0.5	7.34648	0.00262126	0.000470325
42	$6.08972 \times 10^{37}$	0.5	7.8293	0.00231933	0.000401242
43	$4.91358 \times 10^{38}$	0.5	7.92233	0.00226405	0.000389583
46	$2.58107 \times 10^{41}$	0.5	8.1951	0.00211847	0.000358014
48	$1.68036 \times 10^{43}$	0.5	8.372	0.0020257	0.000339423
49	$1.35582 \times 10^{44}$	0.5	8.45907	0.00198427	0.000330767
51	$8.8268 \times 10^{45}$	0.5	8.63057	0.00190276	0.000314598
52	$7.12203 \times 10^{46}$	0.5	8.71505	0.00186274	0.000307038
54	$4.63666 \times 10^{48}$	0.5	8.88161	0.00179739	0.00029286
56	$3.01861 \times 10^{50}$	0.5	9.0451	0.00173609	0.000279819
57	$2.43561 \times 10^{51}$	0.5	9.12575	0.00170566	0.000273684
62	$8.32934 \times 10^{55}$	0.5	9.51874	0.00156901	0.000246328
63	$6.72065 \times 10^{56}$	0.5	9.59541	0.0015428	0.000241441
66	$3.53031 \times 10^{59}$	0.5	9.82182	0.0014718	0.000227778
68	$2.29834 \times 10^{61}$	0.5	9.9699	0.00142608	0.00021942
69	$1.85445 \times 10^{62}$	0.5	10.0431	0.00140353	0.000215446
71	$1.2073 \times 10^{64}$	0.5	10.188	0.00136579	0.000207874
72	$9.74131 \times 10^{64}$	0.5	10.2597	0.00134785	0.000204266
74	$6.34189 \times 10^{66}$	0.5	10.4015	0.00131214	0.000197377
76	$4.12876 \times 10^{68}$	0.5	10.5415	0.00127808	0.000190896
77	$3.33135 \times 10^{69}$	0.5	10.6107	0.00126212	0.000187797
82	$1.13926 \times 10^{74}$	0.5	10.9506	0.00118425	0.000173573
83	$9.1923 \times 10^{74}$	0.5	11.0173	0.00117013	0.00017096
86	$4.82866 \times 10^{77}$	0.5	11.215	0.00112823	0.000163527

Table 13: Density function and comparisons for  $W(6, m)$

$m$	Total dimension	$\mu$	$\sigma$	L <sup>1</sup> -Comparison	L <sup>2</sup> -Comparison
5	254403.	-5.66801	2.99802	0.0264335	0.00759289
7	$5.68714 \times 10^7$	-8.2106	3.47257	0.0220519	0.00579802
11	$2.2178 \times 10^{12}$	-13.1145	4.32385	0.0303306	0.00702358
13	$4.12427 \times 10^{14}$	-15.5304	4.71055	0.0337645	0.00747458
17	$1.33526 \times 10^{19}$	-20.3325	5.4275	0.0385126	0.00800467
19	$2.34815 \times 10^{21}$	-22.725	5.76377	0.0403142	0.00816211
23	$7.03737 \times 10^{25}$	-27.5002	6.40244	0.043491	0.00836267
25	$1.20359 \times 10^{28}$	-29.8846	6.70782	0.0446933	0.00842603
29	$3.45657 \times 10^{32}$	-34.6489	7.29618	0.0470285	0.00850699