

On the Edge-Length Ratio of Planar Graphs

Manuel Borrazzo and Fabrizio Frati

University Roma Tre, Italy – {borrazzo,frati}@dia.uniroma3.it

Abstract. The edge-length ratio of a straight-line drawing of a graph is the ratio between the lengths of the longest and of the shortest edge in the drawing. The planar edge-length ratio of a planar graph is the minimum edge-length ratio of any planar straight-line drawing of the graph.

In this paper, we study the planar edge-length ratio of planar graphs. We prove that there exist n -vertex planar graphs whose planar edge-length ratio is in $\Omega(n)$; this bound is tight. We also prove upper bounds on the planar edge-length ratio of several families of planar graphs, including series-parallel graphs and bipartite planar graphs.

1 Introduction

The reference book for the graph drawing research field “Graph Drawing: Algorithms for the Visualization of Graphs”, by Di Battista, Eades, Tamassia, and Tollis [7], mentions that the minimization of the maximum edge length, provided that the minimum edge length is a fixed value, is among the most important aesthetic criteria that one should aim to satisfy in order to guarantee the readability of a graph drawing. A measure that naturally captures this concept is the *edge-length ratio* of a drawing; this is defined as the ratio between the lengths of the longest and shortest edge in the drawing.

In this paper we are interested in the construction of planar straight-line drawings with small edge-length ratio. From an algorithmic point of view, it has long been known that deciding whether a graph admits a planar straight-line drawing with edge-length ratio equal to 1 is an NP-hard problem. This was first proved by Eades and Wormald [8] for biconnected planar graphs and then by Cabello et al. [4] for triconnected planar graphs. From a combinatorial point of view, the study of planar straight-line drawings with small edge-length ratio started only recently, when Lazard, Lenhart, and Liotta [12] proved that every outerplanar graph admits a planar straight-line drawing with edge-length ratio smaller than 2 and that, for every fixed $\epsilon > 0$, there exist outerplanar graphs whose every planar straight-line drawing has edge-length ratio larger than $2 - \epsilon$.

Adopting the notation and the definitions from [11,12], we denote by $\rho(\Gamma)$ the edge-length ratio of a straight-line drawing Γ of a graph G , i.e., $\rho(\Gamma) = \max_{e_1, e_2 \in E(G)} \frac{\ell_\Gamma(e_1)}{\ell_\Gamma(e_2)}$, where $\ell_\Gamma(e)$ denotes the Euclidean length of the segment representing an edge e in Γ . The *planar edge-length ratio* $\rho(G)$ of G is the minimum edge-length ratio of any planar straight-line drawing of G . We prove the following results.

First, we prove that there exist n -vertex planar graphs whose planar edge-length ratio is in $\Omega(n)$. This bound is asymptotically tight, as every planar graph admits a planar straight-line drawing on an $O(n) \times O(n)$ grid [6,14]; such a drawing has edge-length ratio in $O(n)$. While our lower bound is not surprising, it was unexpectedly challenging to prove it. Some classes of graphs which are often used in order to prove lower bounds for graph drawing problems turn out to have constant planar edge-length ratio; see Figure 1.

Second, we provide upper bounds for the planar edge-length ratio of several families of planar graphs. Namely, we prove that plane 3-trees have planar edge-length ratio bounded by their “depth”

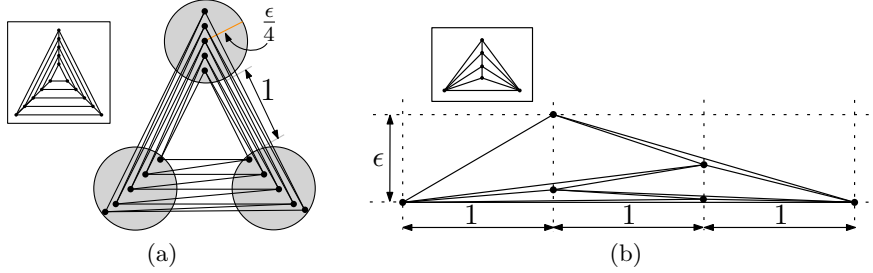


Fig. 1: (a) A drawing with edge-length ratio smaller than $1 + \epsilon$ of the nested-triangle graph. (b) A drawing with edge-length ratio smaller than 3 of the plane 3-tree obtained as the join of a path with an edge.

and that, for every fixed $\epsilon > 0$, bipartite planar graphs have planar edge-length ratio smaller than $1 + \epsilon$. Most interestingly, we prove that every n -vertex graph with treewidth at most two, including 2-trees and series-parallel graphs, has sub-linear planar edge-length ratio; our upper bound is $O(n^{\log_2 \phi}) \subseteq O(n^{0.695})$, where $\phi = \frac{1+\sqrt{5}}{2}$ is the golden ratio. Lazard et al. [12] asked whether the planar edge-length ratio of 2-trees is bounded by a constant. Very recently, Blazej et al. [1,2] answered the above question in the negative; namely, they proved that there exist n -vertex 2-trees whose planar edge-length ratio is in $\Omega(\log n)$. Thus, our upper bound provides a significant counterpart to Blazej et al.'s result; further, our result sharply contrasts with the fact that there exist n -vertex 2-trees for which every planar straight-line drawing on a grid requires an edge to have length in $\Omega(n)$ [10].

The paper is organized as follows. In Section 2, we introduce some definitions; in Section 3, we prove a lower bound for the planar edge-length ratio of planar graphs; in Section 4, we prove upper bounds for the planar edge-length ratio of families of planar graphs; finally, in Section 5, we conclude and present some open problems.

2 Definitions and preliminaries

In this section we establish some definitions and preliminaries.

A *drawing* of a graph represents each vertex as a point in the plane and each edge as an open curve between its end-vertices. A drawing is *straight-line* if each edge is represented by a straight-line segment. A drawing is *planar* if no two edges intersect, except at common end-vertices. A planar drawing of a graph defines connected regions of the plane, called *faces*. The only unbounded face is the *outer face*, while the other faces are *internal*. Two planar drawings of a (connected) graph are *equivalent* if: (i) the clockwise order of the edges incident to each vertex is the same in both drawings; and (ii) the clockwise order of the edges along the boundary of the outer face is the same in both drawings. A *plane embedding* is an equivalence class of planar drawings and a *plane graph* is a graph with a prescribed plane embedding. Throughout the paper, whenever we talk about a planar drawing of a plane graph G , we always assume, even when not explicitly stated, that it respects the plane embedding associated with G ; further, we sometimes talk about a face of a plane graph G , meaning a face of a planar drawing respecting the plane embedding associated with G .

For any two distinct points a and b in the plane, we denote by \overline{ab} the straight-line segment between a and b and by $\|\overline{ab}\|$ the Euclidean length of such a segment. For any three distinct and

noncollinear points a , b , and c in the plane, we denote by abc the triangle whose vertices are a , b , and c . Further, for a triangle Δ , we denote by $p(\Delta)$ its perimeter and by $\angle_a(\Delta)$ the angle at a vertex a of Δ .

We will use the following lemma more than once.

Lemma 1. *Let G be a planar graph and G' be a subgraph of G . Then $\rho(G') \leq \rho(G)$.*

Proof: Consider any planar straight-line drawing Γ of G with $\rho(\Gamma) = \rho(G)$. Let Γ' be the planar straight-line drawing of G' obtained from Γ by removing the vertices and edges that are not in G' . The length of the shortest edge in Γ' is larger than or equal to the length of the shortest edge in Γ (the inequality is strict if no edge of G whose length in Γ is minimum belongs to G'). Analogously, the length of the longest edge in Γ' is smaller than or equal to the length of the longest edge in Γ . It follows that $\rho(\Gamma') \leq \rho(\Gamma)$, which implies the statement. \square

3 A Lower Bound for Planar Graphs

In this section we show that there exist n -vertex planar graphs whose planar edge-length ratio is in $\Omega(n)$. This lower bound is the strongest possible. Namely, every n -vertex planar graph admits a planar straight-line drawing on a $O(n) \times O(n)$ grid [6,14]; such a drawing has edge-length ratio in $O(n)$.

Theorem 1. *For every $n = 6k - 2$ with $k \in \mathbb{N}_{>0}$, there exists an n -vertex planar graph whose planar edge-length ratio is in $\Omega(n)$.*

The rest of the section is devoted to the proof of Theorem 1. The graphs that we use in order to prove the lower bound of Theorem 1 form a subclass of the planar 3-trees, for which we will show an upper bound on the planar edge-length ratio in Section 4.1.

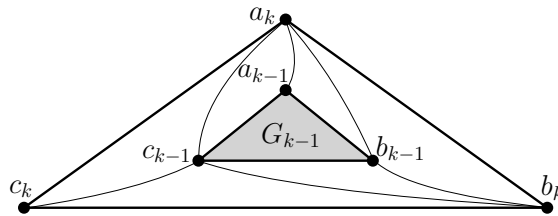


Fig. 2: Construction of the graph G_k from the graph G_{k-1} .

We start by defining a class of $3k$ -vertex plane graphs, for which we will show that any planar straight-line drawing in which the outer face is delimited by a prescribed cycle has edge-length ratio in $\Omega(k)$. For a 3-cycle \mathcal{C} in a plane graph G , we denote by abc the clockwise order in which the vertices a , b , and c of \mathcal{C} occur along \mathcal{C} . For any integer $k \geq 1$, we define a $3k$ -vertex plane graph G_k as follows; refer to Fig. 2. Let G_1 coincide with a 3-cycle $\mathcal{C}_1 = a_1b_1c_1$. Now suppose that, for some integer $k \geq 2$, a plane graph G_{k-1} has been defined so that its outer face is delimited by a 3-cycle $\mathcal{C}_{k-1} = a_{k-1}b_{k-1}c_{k-1}$. Let G_k consist of (i) a 3-cycle $\mathcal{C}_k = a_kb_kc_k$, (ii) the plane graph G_{k-1} , embedded inside \mathcal{C}_k , and (iii) the edges $a_k a_{k-1}$, $a_k b_{k-1}$, $a_k c_{k-1}$, $b_k b_{k-1}$, $b_k c_{k-1}$, $c_k c_{k-1}$. Note that G_k has $3k$ vertices.

We prove a lower bound for the edge-length ratio of any planar straight-line drawing Γ of G_k in which the outer face is delimited by \mathcal{C}_k . Assume, w.l.o.g. up to a uniform scaling of Γ , that the length of the shortest edge is 1. We prove that, for $i = 1, 2, \dots, k$, the perimeter $p(\Delta_i)$ of the triangle Δ_i representing \mathcal{C}_i in Γ is at least $\gamma \cdot i$, for a constant γ to be determined later. This implies that $p(\Delta_k) \in \Omega(k)$, hence the longest of the three segments composing Δ_k has length in $\Omega(k)$, and the edge-length ratio $\rho(\Gamma)$ of Γ is in $\Omega(k)$.

The perimeter $p(\Delta_1)$ of Δ_1 is at least 3, given that each of the three segments composing Δ_1 has length greater than or equal to 1. Now assume that $p(\Delta_{i-1}) \geq \gamma \cdot (i-1)$, for some integer $i \geq 2$ and some constant $\gamma \leq 3$. We prove that $p(\Delta_i) \geq p(\Delta_{i-1}) + \gamma$, which implies that $p(\Delta_i) \geq \gamma \cdot i$.

Before proceeding, we need two geometric lemmata. Refer to Fig. 3. Let a , b , and c be the three vertices of a triangle Δ and let d be a point outside Δ such that a either lies inside the triangle Δ' with vertices b , c , and d , or it lies in the interior of \overline{bd} , or it lies in the interior of \overline{cd} .

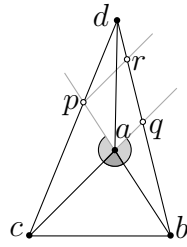


Fig. 3: Illustration for the proofs of Lemmata 2 and 3.

Lemma 2. $p(\Delta') > p(\Delta)$.

Proof: If a lies in the interior of \overline{cd} (of \overline{bd}), then the triangular inequality implies that $\|\overline{bd}\| + \|\overline{da}\| > \|\overline{ba}\|$ (resp. $\|\overline{cd}\| + \|\overline{da}\| > \|\overline{ca}\|$), hence $p(\Delta') > p(\Delta)$.

If a lies inside Δ' , then let p be the intersection point of the straight line through a and b with \overline{cd} . By the triangular inequality, we have $\|\overline{ap}\| + \|\overline{cp}\| > \|\overline{ac}\|$, hence $p(bcp) > p(\Delta)$. Again by the triangular inequality, we have $\|\overline{bd}\| + \|\overline{dp}\| > \|\overline{bp}\|$, hence $p(\Delta') > p(bcp)$. \square

We remark that a stronger version of Lemma 2, which we do not need here, is in fact true: For any two convex polygons P and Q such that Q is contained inside P , the perimeter of P is larger than the perimeter of Q .

Lemma 3. If $\|\overline{ad}\| \geq 1$ and $\angle_a(\Delta) \leq 90^\circ$, then $p(\Delta') > p(\Delta) + 1$.

Proof: Suppose first that a lies in the interior of \overline{cd} . Since $\angle_a(\Delta) \leq 90^\circ$, we have that $\angle_a(bad) \geq 90^\circ$, hence $\|\overline{bd}\| > \|\overline{ba}\|$. It follows that $p(\Delta') - p(\Delta) = \|\overline{bd}\| + \|\overline{ad}\| - \|\overline{ba}\| > 1$. The case in which a lies in the interior of \overline{bd} is analogous.

Suppose next that a lies inside Δ' . Let p be the intersection point of the straight line through a and b with \overline{cd} , and let q be the intersection point of the straight line through a and c with \overline{bd} . Since $\angle_a(\Delta) \leq 90^\circ$, we have that $\angle_a(cap) = \angle_a(baq) \geq 90^\circ$, hence $\|\overline{cp}\| > \|\overline{ca}\|$ and $\|\overline{bq}\| > \|\overline{ba}\|$. It follows that $p(\Delta') - p(\Delta) > \|\overline{dp}\| + \|\overline{dq}\|$.

We claim that $\|\overline{dp}\| > \|\overline{aq}\|$. Let r be the intersection point between \overline{bd} and the line passing through p that is parallel to the line through a and c . The triangles baq and bpr are similar, hence

$\angle_p(bpr) = \angle_a(baq) \geq 90^\circ$. Thus, $\angle_r(bpr) < 90^\circ$ and $\angle_r(dpr) > 90^\circ$. It follows that $\|\overline{dp}\| > \|\overline{pr}\|$; further, $\|\overline{pr}\| > \|\overline{aq}\|$, again by the similarity of the triangles baq and bpr . This proves the claim. It can be analogously proved that $\|\overline{dq}\| > \|\overline{ap}\|$.

By the triangular inequality, we have $\|\overline{ap}\| + \|\overline{dp}\| > \|\overline{ad}\|$ and $\|\overline{aq}\| + \|\overline{dq}\| > \|\overline{ad}\|$, hence $\|\overline{ap}\| + \|\overline{dp}\| + \|\overline{aq}\| + \|\overline{dq}\| > 2\|\overline{ad}\| \geq 2$. Since $\|\overline{dp}\| > \|\overline{aq}\|$ and $\|\overline{dq}\| > \|\overline{ap}\|$, it follows that $\|\overline{dp}\| + \|\overline{dq}\| > 1$. \square

We now return the proof that $p(\Delta_i) \geq p(\Delta_{i-1}) + \gamma$. Refer to Fig. 4. Assume, w.l.o.g. up to a rotation of the Cartesian axes, that $\overline{b_{i-1}c_{i-1}}$ is horizontal, with b_{i-1} to the right of c_{i-1} and with a_{i-1} above them. Let Δ'_{i-1} and Δ''_{i-1} be the triangles $a_i b_{i-1} c_{i-1}$ and $a_i b_i c_{i-1}$ in Γ , respectively. By Lemma 2, we have $p(\Delta_i) > p(\Delta''_{i-1}) > p(\Delta'_{i-1}) > p(\Delta_{i-1})$. If $\angle_{a_{i-1}}(\Delta_{i-1}) \leq 90^\circ$, then by Lemma 3

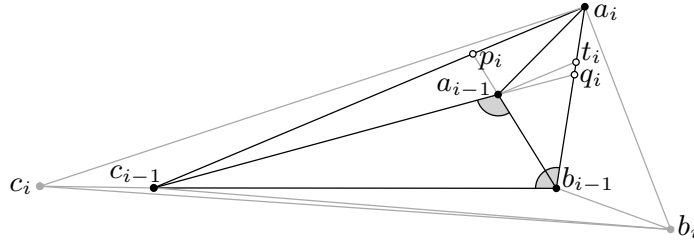


Fig. 4: Illustration for the proof that $p(\Delta_i) \geq p(\Delta_{i-1}) + \gamma$.

we have $p(\Delta'_{i-1}) > p(\Delta_{i-1}) + 1$ and thus $p(\Delta_i) > p(\Delta_{i-1}) + 1$ and we are done, as long as $\gamma \leq 1$. We can hence assume that $\angle_{a_{i-1}}(\Delta_{i-1}) > 90^\circ$; this implies that a_{i-1} is to the left of the vertical line ℓ_b through b_{i-1} . Further, if $\angle_{b_{i-1}}(\Delta'_{i-1}) \leq 90^\circ$, then by Lemma 3 we have $p(\Delta''_{i-1}) > p(\Delta'_{i-1}) + 1$ and thus $p(\Delta_i) > p(\Delta_{i-1}) + 1$ and we are done, as long as $\gamma \leq 1$. We can hence assume that $\angle_{b_{i-1}}(\Delta'_{i-1}) > 90^\circ$; this implies that a_i is to the right of ℓ_b .

Let p_i be the intersection point of the straight line through a_{i-1} and b_{i-1} with $\overline{c_{i-1}a_i}$, and let q_i be the intersection point of the straight line through a_{i-1} and c_{i-1} with $\overline{b_{i-1}a_i}$.

Assume first that $\|\overline{a_i q_i}\| \geq 0.4$. By Lemma 2, we have that $p(b_{i-1}c_{i-1}q_i) > p(\Delta_{i-1})$; further, since $\angle_{q_i}(c_{i-1}q_i a_i) > \angle_{b_{i-1}}(c_{i-1}b_{i-1} a_i) > 90^\circ$, we have that $\|\overline{c_{i-1}a_i}\| > \|\overline{c_{i-1}q_i}\|$, hence $p(\Delta'_{i-1}) = p(b_{i-1}c_{i-1}q_i) + \|\overline{c_{i-1}a_i}\| - \|\overline{c_{i-1}q_i}\| > p(\Delta_{i-1}) + 0.4$ and we are done, as long as $\gamma \leq 0.4$.

Assume next that $\|\overline{a_i q_i}\| < 0.4$. We show that this implies that $\|\overline{a_i p_i}\| \geq 0.4$. Suppose, for a contradiction, that $\|\overline{a_i p_i}\| < 0.4$. Consider the intersection point t_i of $\overline{b_{i-1}a_i}$ with the line through a_{i-1} parallel to the line through c_{i-1} and a_i . Since $\angle_{q_i}(a_{i-1}q_i t_i) = \angle_{q_i}(c_{i-1}q_i a_i) > 90^\circ$, we have $\|\overline{a_{i-1}q_i}\| < \|\overline{a_{i-1}t_i}\|$. Further, by the similarity of the triangles $b_{i-1}a_i p_i$ and $b_{i-1}t_i a_{i-1}$, we have $\|\overline{a_{i-1}t_i}\| < \|\overline{a_i p_i}\|$. Hence, $\|\overline{a_{i-1}q_i}\| < 0.4$. Then the triangular inequality implies that $\|\overline{a_{i-1}a_i}\| < \|\overline{a_{i-1}q_i}\| + \|\overline{a_i q_i}\| < 0.8$, while $\|\overline{a_{i-1}a_i}\| \geq 1$, given that $a_{i-1}a_i$ is an edge of G_i , a contradiction. We can hence assume that $\|\overline{a_i p_i}\| \geq 0.4$.

For the sake of simplicity of notation, let $x = \|\overline{b_{i-1}a_i}\|$, $y = \|\overline{a_i p_i}\|$, and $z = \|\overline{b_{i-1}p_i}\|$. By Lemma 2, we have $p(b_{i-1}c_{i-1}p_i) > p(\Delta_{i-1})$, hence $p(\Delta'_{i-1}) - p(\Delta_{i-1}) > x + y - z$. Note that $x \geq 1$, since $b_{i-1}a_i$ is an edge of G_i , and $y \geq 0.4$, by assumption. Recall that $\angle_{b_{i-1}}(\Delta'_{i-1}) > 90^\circ$, which implies that $\angle_{a_i}(\Delta'_{i-1}) = \angle_{a_i}(b_{i-1}a_i p_i) < 90^\circ$. By the Pythagorean Inequality, we have that $z < \sqrt{x^2 + y^2}$, hence $p(\Delta'_{i-1}) - p(\Delta_{i-1}) > x + y - \sqrt{x^2 + y^2}$. The derivative $\frac{\partial(x+y-\sqrt{x^2+y^2})}{\partial x} = \frac{\sqrt{x^2+y^2}-x}{\sqrt{x^2+y^2}}$

is positive for every real value of x and y ; the same is true for the derivative $\frac{\partial(x+y-\sqrt{x^2+y^2})}{\partial y}$. Hence, the minimum value of $x+y-\sqrt{x^2+y^2}$ is achieved when x and y are minimum, that is, when $x = 1$ and $y = 0.4$. With such values we get $x+y-\sqrt{x^2+y^2} > 0.32$. Hence, $p(\Delta'_{i-1}) > p(\Delta_{i-1}) + 0.32$ and we are done, as long as $\gamma \leq 0.32$.

By picking $\gamma = 0.3$, we conclude the proof that $p(\Delta_i) \geq p(\Delta_{i-1}) + \gamma$, which implies that $p(\Delta_k) \in \Omega(k)$ and hence that $\rho(\Gamma) \in \Omega(k)$.

Allowing for a different outer face. Finally, we show how the above lower bound on the edge-length ratio of planar straight-line drawings in which the outer face is delimited by a prescribed cycle can be used in order to prove Theorem 1. Consider the complete graph K_4 on four vertices, say a, b, c , and d . Further, consider two copies G'_k and G''_k of the $3k$ -vertex plane graph G_k ; let C'_k and C''_k denote the copies of the cycle C_k in G'_k and G''_k , respectively. Glue G'_k and G''_k with K_4 by identifying the 3-cycle abc with C'_k and the 3-cycle abd with C''_k . Denote by G the resulting n -vertex planar graph and note that G has $6k-2$ vertices. In any planar drawing Γ of G , the planar drawing of G'_k has its outer face delimited by C'_k or the planar drawing of G''_k has its outer face delimited by C''_k , hence $\rho(\Gamma) \in \Omega(k)$. The proof of Theorem 1 is concluded by observing that $k \in \Omega(n)$.

4 Upper Bounds for Planar Graph Classes

In this section we prove upper bounds for the planar edge-length ratio of various families of planar graphs.

4.1 Plane 3-Trees

A *plane 3-tree* is a maximal plane graph that can be constructed as follows. The only plane 3-tree with 3 vertices is a 3-cycle embedded in the plane. For $n \geq 4$, an n -vertex plane 3-tree G is obtained from an $(n-1)$ -vertex plane 3-tree G' by inserting a vertex v inside an internal face f of G' and by connecting v to the three vertices of G' incident to f . See Figure 5(a). A *planar 3-tree* is a planar graph that admits a plane embedding as a plane 3-tree.

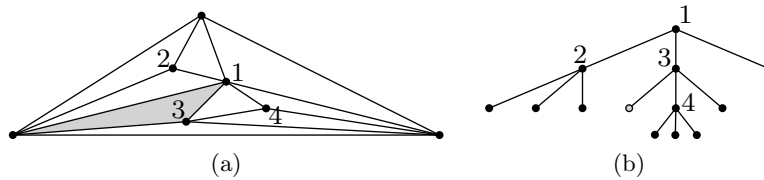


Fig. 5: (a) A plane 3-tree G . (b) The tree T_G associated with G . The leaf of T_G representing the gray face of G is also gray.

An n -vertex plane 3-tree G is naturally associated with a rooted ternary tree T_G whose internal nodes represent the internal vertices of G and whose leaves represent the internal faces of G (T_G is called *representative tree* of G in [13]). Formally, T_G is defined as follows; refer to Figure 5(b). If $n = 3$, then T_G consists of a single node, representing the unique internal face of G . If $n > 3$, then let G' be a plane 3-tree such that G can be obtained by inserting a vertex v inside an internal face f of G' and by connecting v to the three vertices of G' incident to f . Let t_f be the leaf representing

f in $T_{G'}$. Then T_G is obtained from $T_{G'}$ by inserting three new leaves as children of t_f . In T_G , the node t_f represents v and its children represent the faces of G incident to v . The *depth* of T_G is the maximum number of nodes in any root-to-leaf path in T_G . The *depth* of G is the depth of T_G . Note that the depth of an n -vertex plane 3-tree is in $\Omega(\log n)$ and in $O(n)$. We have the following.

Theorem 2. *Every plane 3-tree with depth k has planar edge-length ratio in $O(k)$.*

Proof: The *x-extension* (the *y-extension*) of a triangle Δ is the difference between the maximum and the minimum x -coordinate (resp. y -coordinate) of a vertex of Δ . The *x-extension* and the *y-extension* of a segment are defined analogously.

Let G be any plane 3-tree with depth k . Fix any constant $\epsilon > 0$ and represent the 3-cycle \mathcal{C} delimiting the outer face of G as any triangle Δ whose y -extension is ϵ and whose three sides have x -extension equal to 1, k , and $k + 1$.

Now assume that we have constructed a drawing Γ' of a plane 3-tree G' which is a subgraph of G that includes \mathcal{C} . Assume that Γ' satisfies the following invariant: every internal face f of G' is delimited by a triangle that has one side whose x -extension is equal to 1, one side whose x -extension is greater than or equal to k_f , and one side whose x -extension is greater than or equal to $k_f + 1$, where k_f is the depth of the subtree of T_G rooted at the node corresponding to f . Initially, this is the case with $G' = \mathcal{C}$ and $\Gamma' = \Delta$; note that the only internal face of G' corresponds to the root of T_G , which has depth k .

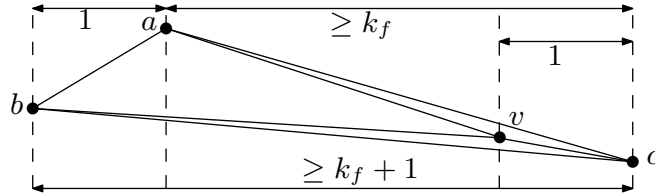


Fig. 6: Inserting a vertex v of G in a face f of G' .

Let t_f be any leaf of $T_{G'}$ which is not a leaf of T_G . Let f be the internal face of G' represented by t_f in $T_{G'}$, let Δ_f be the triangle representing f in Γ' , let abc be the 3-cycle delimiting f , and let v be the internal vertex of G represented by t_f in T_G ; see Figure 6. By the invariant, we can assume that the x -extensions of \overline{ab} , \overline{ac} , and \overline{bc} are equal to 1, greater than or equal to k_f , and greater than or equal to $k_f + 1$, respectively. Place v inside f in Γ' so that the x -extension of \overline{vc} is equal to 1 and draw the edges va , vb , and vc as straight-line segments. This results in a planar straight-line drawing Γ'' of a plane 3-tree G'' which is a subgraph of G and which has one more vertex than G' . Note that the invariant is satisfied by Γ'' ; in particular, \overline{av} and \overline{bv} have x -extension greater than or equal to $k_f - 1$ and greater than or equal to k_f , respectively, hence each face f' of G'' incident to v is delimited by a triangle whose sides have the desired x -extensions, given that the subtree of T_G rooted at the node corresponding to f' has depth $k_f - 1$.

Eventually, we get a planar straight-line drawing of G such that every edge has length at least 1, given that it has x -extension greater than or equal to 1, and at most $k + 1 + \epsilon \in O(k)$, given that it has x -extension smaller than or equal to $k + 1$ and y -extension smaller than or equal to ϵ . \square

The bound in Theorem 2 is tight. Namely, Theorem 1 shows that there exists a plane 3-tree that has depth k and for which any planar straight-line drawing has edge-length ratio in $\Omega(k)$ (even if

the drawing is not required to respect the prescribed plane embedding). Further, Theorem 2 implies that any *balanced* n -vertex plane 3-tree, i.e., a plane 3-tree G such that T_G is a balanced tree, has planar edge-length ratio in $O(\log n)$.

4.2 2-Trees

For any integer $n \geq 2$, an n -vertex 2-tree G is a graph whose vertex set has an ordering v_1, v_2, \dots, v_n such that v_1v_2 is an edge of G , called *root* of G , and, for $i = 3, \dots, n$, the vertex v_i has exactly two neighbors $p(v_i)$ and $q(v_i)$ in $\{v_1, v_2, \dots, v_{i-1}\}$, where $p(v_i)$ and $q(v_i)$ are adjacent in G . The vertices v_3, v_4, \dots, v_n , i.e., the vertices of G not in its root are called *internal*. For an edge v_iv_j of G , an *apex* of v_iv_j is a vertex v_k , with $k > i$ and $k > j$, such that $p(v_k) = v_i$ and $q(v_k) = v_j$; further, the *side edges* of v_iv_j are all the edges v_iv_k and v_jv_k such that v_k is an apex of v_iv_j ; finally, an edge v_iv_j is *trivial* if it has no apex, otherwise it is *nontrivial*. Most of this section is devoted to a proof of the following theorem.

Theorem 3. *Every n -vertex 2-tree has planar edge-length ratio in $O(n^{\log_2 \phi}) \subseteq O(n^{0.695})$, where $\phi = \frac{1+\sqrt{5}}{2}$ is the golden ratio.*

In the following, we first define a family of 2-trees, which we call *linear 2-trees*, and show that they admit drawings with constant edge-length ratio (see Section 4.2). We will later show how to find, in any 2-tree G , a subgraph which is a linear 2-tree and whose removal splits G into “small” components. This decomposition, together with the drawing algorithm for linear 2-trees, will be used in order to construct a planar straight-line drawing of G with sub-linear edge-length ratio (see Section 4.2).

Linear 2-Trees A *linear 2-tree* is a 2-tree such that every edge has at most one nontrivial side edge; see Figure 7(a). We now classify the vertices of a linear 2-tree H into vertices of class 1, class 2, and class 3, so that every edge of H has its end-vertices in different classes. First, v_1 and v_2 are vertices of class 1 and class 2, respectively, where v_1v_2 is the root of H . Now we repeatedly consider an edge uv of H such that u and v have been already classified and the apexes of uv have not been classified yet. We let every apex be in the unique class different from the classes of u and v . Based on the classification of the vertices of H , we also classify the edges of H into edges of class 1-2, class 1-3, and class 2-3, where an edge is of class a - b if its end-vertices are of classes a and b .

We now give an algorithm, called **L2T-drawer**, that constructs a planar straight-line drawing Γ_H of a linear 2-tree H . The algorithm L2T-drawer receives as input a triangle $a_1a_2a_3$ and three real values $\ell_{1-2}, \ell_{1-3}, \ell_{2-3} \geq 1$ such that $\ell_{1-3} + \ell_{2-3} \leq \|\overline{a_1a_2}\|$ and such that $\ell_{1-2} < \|\overline{a_1a_2}\|$. The algorithm constructs a planar straight-line drawing Γ_H of H such that the following properties are satisfied:

- (L1) for $i = 1, 2$, the vertex v_i lies at a_i ;
- (L2) every internal vertex of H lies inside $a_1a_2a_3$; and
- (L3) the length of every edge of class x - y is at least ℓ_{x-y} , for each $x-y \in \{1-2, 1-3, 2-3\}$.

Refer to Figure 7(b). Let a be a point inside $a_1a_2a_3$ such that the line through a orthogonal to $\overline{a_1a_2}$ intersects $\overline{a_1a_2}$ in a point p with $\|\overline{a_1p}\| \geq \ell_{1-3}$ and $\|\overline{a_2p}\| \geq \ell_{2-3}$; this exists because of the assumption $\ell_{1-3} + \ell_{2-3} \leq \|\overline{a_1a_2}\|$. Let $\epsilon = \min\{\|\overline{aa_1}\| - \ell_{1-3}, \|\overline{aa_2}\| - \ell_{2-3}, \|\overline{a_1a_2}\| - \ell_{1-2}\}$ and note that $\epsilon > 0$. Let b_1, b_2, \dots, b_n, q be $n + 1$ points on the straight-line segment \overline{ap} , in this order from

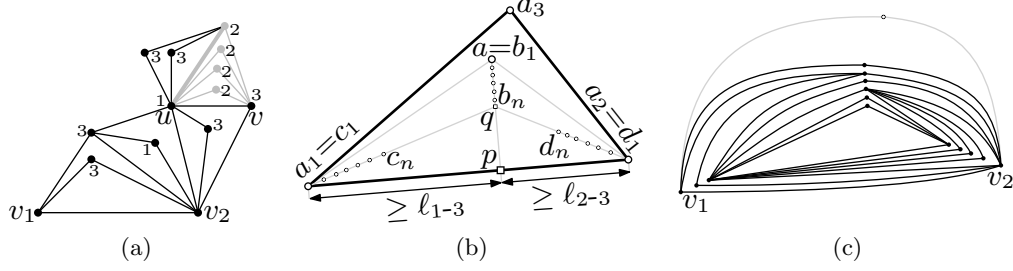


Fig. 7: (a) A linear 2-tree H . The apexes and the side edges of the edge uv are gray; the only nontrivial side edge of uv is represented by a thick line segment. The numbers show the classes of the vertices. (b) The points $b_1, b_2, \dots, b_n, q, c_1, c_2, \dots, c_n, d_1, d_2, \dots, d_n$ inside $a_1a_2a_3$ (for the sake of readability, there are fewer points than there should be). (c) The drawing of H constructed by the algorithm L2T-drawer (for the sake of readability, some edges are represented by nonstraight curves).

a to p , such that $\|\overline{aq}\| \leq \frac{\epsilon}{3}$. Further, let $c_1 = a_1, c_2, \dots, c_n$ be n points on the straight-line segment $\overline{a_1q}$, in this order from a_1 to q , such that $\|\overline{a_1c_n}\| \leq \frac{\epsilon}{3}$. Finally, let $d_1 = a_2, d_2, \dots, d_n$ be n points on the straight-line segment $\overline{a_2q}$, in this order from a_2 to q , such that $\|\overline{a_2d_n}\| \leq \frac{\epsilon}{3}$.

The algorithm L2T-drawer works as follows. Refer to Figure 7(c). We initialize Γ_H by drawing the root v_1v_2 of H as the straight-line segment $\overline{a_1a_2}$, where a_i represents v_i , for $i = 1, 2$. Now L2T-drawer proceeds in steps. During one step, all the apexes and side edges of a single nontrivial edge of H are drawn. The algorithm maintains the invariant that, before each step, Γ_H is a planar straight-line drawing of an m -vertex subgraph H_m of H such that the following properties are satisfied for some integers j, k, l with $m = j + k + l$:

- (i) the vertices of H_m of classes 1, 2, and 3 are drawn at the points c_1, \dots, c_k , at the points d_1, \dots, d_l , and at the points b_1, \dots, b_j , respectively;
- (ii) if H_m does not coincide with H , then there is exactly one edge e_m that is a nontrivial edge of H , that is in H_m , and whose apexes are not in H_m ; and
- (iii) if H_m does not coincide with H , then the end-vertices of e_m lie at b_j and c_k , or at c_k and d_l , or at b_j and d_l .

The invariant is indeed satisfied after the initialization of Γ_H to a drawing of v_1v_2 , with $m = 2$, $k = l = 1$, and $j = 0$.

We now perform one step. By Property (ii), if H_m does not coincide with H , then there is exactly one edge e_m that is a nontrivial edge of H , that is in H_m , and whose apexes are not in H_m . Assume that e_m is a 1-2 edge and hence, by Properties (i) and (iii), its end-vertices lie at c_k and d_l ; the other cases are analogous. If $j > 0$, then Property (i) implies that e_m is on the boundary of the triangle $b_jc_kd_l$, while the rest of Γ_H is in the closure of the exterior of $b_jc_kd_l$ (if $j = 0$, then Γ_H consists only of the drawing of the edge $e_m = v_1v_2$). Draw the $x \geq 1$ apexes of e_m , which are vertices of class 3, at the points b_{j+1}, \dots, b_{j+x} , so that the only nontrivial side edge e_{m+x} of e_m , if any, is incident to the apex drawn at b_{j+x} . Draw the side edges of e_m as straight-line segments. If $j = 0$, then, by construction, the side edges of e_m do not cross each other and do not cross e_m . If $j > 0$, then the points b_{j+1}, \dots, b_{j+x} are internal to the triangle $b_jc_kd_l$, and thus so are the side edges of e_m , which hence do not cross the rest of Γ_H . It follows that, after this step, Γ_H is a planar straight-line drawing of an $(m+x)$ -vertex subgraph H_{m+x} of H satisfying the invariant. In particular, at most one side edge e_{m+x} of e_m is nontrivial in H , given that H is a linear 2-tree.

Eventually, the algorithm constructs a planar straight-line drawing Γ_H of H . By construction, the vertices v_1 and v_2 are placed at a_1 and a_2 , respectively, hence Γ_H satisfies property (L1). Further, the vertices of H different from v_1 and v_2 are placed at the points $b_1, b_2, \dots, b_n, c_2, c_3, \dots, c_n, d_2, d_3, \dots, d_n$, which are inside $a_1a_2a_3$, by construction, hence Γ_H satisfies property (L2). Finally, we prove that Γ_H satisfies property (L3). Consider any edge of class 1-3, which is represented by a straight-line segment $\overline{c_k b_j}$ in Γ_H . By the triangular inequality we have $\|\overline{c_k b_j}\| \geq \|\overline{a a_1}\| - \|\overline{a_1 c_k}\| - \|\overline{a b_j}\| \geq \ell_{1-3} + \epsilon - \frac{2\epsilon}{3} > \ell_{1-3}$. It can be analogously proved that any edge of class 2-3 has length larger than ℓ_{2-3} and that any edge of class 1-2 has length larger than ℓ_{1-2} in Γ_H .

General 2-Trees We now deal with general 2-trees. Let G be a 2-tree and let $v_1 v_2$ be its root. Consider any subgraph H of G that is a linear 2-tree and that has $v_1 v_2$ as its root. For any edge uv of H we define an H -component G_{uv} of G as follows. Remove from G the vertices of H and their incident edges; this splits G into several connected components and we let G_{uv} be the 2-tree which is the subgraph of G induced by u , by v , and by the vertex sets of the connected components containing a vertex adjacent to both u and v . See Figure 8(a). The edge uv is the root of G_{uv} . An H -component of G is of *class* 1-2, 1-3, or 2-3 if its root is of class 1-2, 1-3, or 2-3, respectively. See Figure 8(b).

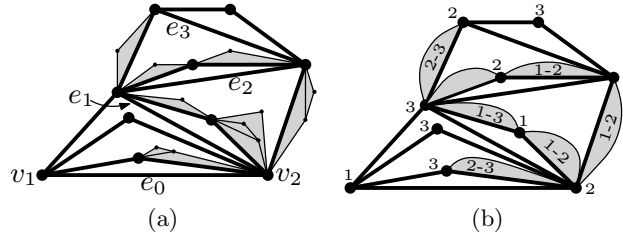


Fig. 8: (a) A 2-tree G and a subgraph H of G which is a linear 2-tree; the vertices and edges of H are represented by larger disks and thicker lines, respectively. The H -components of G are shown within shaded regions. (b) A schematic representation of G and H ; each vertex of H and each H -component of G is labeled with its class.

For technical reasons, we let n be the number of vertices of G *minus one*. The plan is: (1) to find a subgraph H of G that is a linear 2-tree, that has $v_1 v_2$ as its root, and such that every H -component of G has “few” internal vertices; (2) to construct a planar straight-line drawing Γ_H of H by means of the algorithm L2T-drawer; and (3) to recursively draw each H -component independently, plugging such drawings into Γ_H , thus obtaining a drawing of G . We start with the following lemma, which draws inspiration from a technique for decomposing ordered binary trees proposed by Chan [5].

Lemma 4. *There exists a subgraph H of G that is a linear 2-tree, that has $v_1 v_2$ as its root, and that satisfies the following property. Let x , y , and z be the maximum number of vertices of an H -component of G of class 1-3, 2-3, and 1-2, respectively, minus one. Then $z \leq \frac{n}{2}$; further, we have that: (i) $x \leq \frac{n}{2}$ and $y \leq \frac{n-x}{2}$, or (ii) $y \leq \frac{n}{2}$ and $x \leq \frac{n-y}{2}$.*

Proof: We give an algorithm to find the required subgraph H of G . We are going to define a sequence H_0, H_1, \dots of subgraphs of G , where H_i is a subgraph of H_{i+1} , for $i = 0, 1, \dots$; the

desired graph H is the last graph in this sequence. Together with the sequence H_0, H_1, \dots , we are also going to define a sequence of *designated edges* e_0, e_1, \dots , where e_{i+1} is a side edge of e_i , for $i = 0, 1, \dots$. This is done so to maintain the following invariants. First, for $i = 0, 1, \dots$, the designated edge e_i , the apexes of e_i , and the side edges of e_i all belong to H_i . Second, no apex of a side edge of e_i belongs to H_i . The sequences H_0, H_1, \dots and e_0, e_1, \dots are initialized by defining $e_0 = v_1v_2$ and by defining H_0 as the graph consisting of e_0 , as well as of the apexes and the side edges of e_0 . Note that the invariants are satisfied by the definition of H_0 and e_0 .

Now assume that, for some integer $i \geq 0$, sequences H_0, H_1, \dots, H_i and e_0, e_1, \dots, e_i have been defined, so that the invariants are satisfied. Two cases are possible. If the designated edge e_i has no side edges, then H coincides with H_i . Otherwise, a side edge of e_i is chosen as the new designated edge e_{i+1} and H_{i+1} is obtained by adding all the apexes and side edges of e_{i+1} to H_i . The rule to determine which side edge of e_i is e_{i+1} is the following. Let K_{i+1} be the H_i -component of G whose root is a side edge of e_i and whose number of vertices is maximum (ties are broken arbitrarily); then e_{i+1} is the root of K_{i+1} .

It remains to prove that H satisfies the requirements of the lemma. Note that H has v_1v_2 as its root, by construction. Further, the invariant that no apex of a side edge of e_i belongs to H_i ensures that H is a linear 2-tree.

In order to complete the proof we exploit the following properties.

- (P1) No designated edge e_i is the root of an H -component of G .
- (P2) The root of any H -component of G is the side edge of a designated edge e_i .

Both properties are trivially satisfied by H_0 and are easily shown to be satisfied by H_{i+1} given that they are satisfied by H_i .

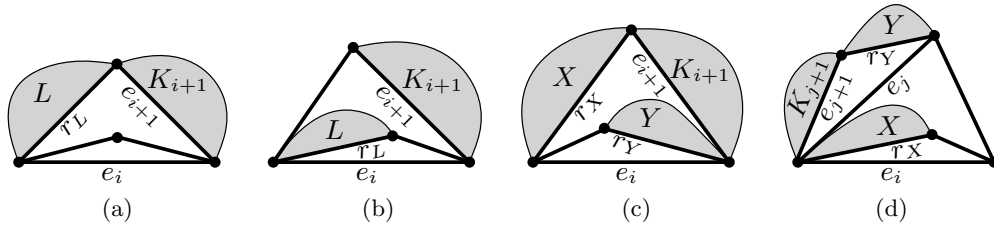


Fig. 9: Illustrations for the proof of Lemma 4. (a)-(b) Every H -component of G has at most $\frac{n}{2} + 1$ vertices; in (a) r_L and e_{i+1} share a vertex, while in (b) they do not. (c)-(d) If r_X and r_Y are side edges for e_i and e_j with $i \leq j$, then $x \leq \frac{n}{2}$ and $y \leq \frac{n-x}{2}$; in (c) we have $i = j$, while in (d) we have $i < j$.

We prove that every H -component of G has at most $\frac{n}{2} + 1$ vertices; refer to Figures 9(a) and 9(b). Suppose, for a contradiction, that there exists an H -component L of G that has more than $\frac{n}{2} + 1$ vertices, hence more than $\frac{n}{2} - 1$ internal vertices. By (P2) the root r_L of L is a side edge of a designated edge e_i . By (P1) we have $e_{i+1} \neq r_L$. By construction, K_{i+1} has a number of (internal) vertices which is larger than or equal to the number of (internal) vertices of L . Since L and K_{i+1} do not share internal vertices, they have a total of more than $n - 2$ internal vertices; these are also internal vertices of G . Further, by (P1) we have $e_0 \neq r_L$, hence at least one end-vertex of r_L is an

internal vertex of G . It follows that G has more than $n - 1$ internal vertices, a contradiction. Hence, every H -component of G has at most $\frac{n}{2} + 1$ vertices; this implies that $x, y, z \leq \frac{n}{2}$.

Next, consider any H -component X of class 1-3 that has $x + 1$ vertices, hence $x - 1$ internal vertices. Further, consider any H -component Y of class 2-3 that has $y + 1$ vertices, hence $y - 1$ internal vertices. By (P2) the roots r_X and r_Y of X and Y are side edges of two (not necessarily distinct) designated edges e_i and e_j , respectively. Assume that $i \leq j$, as the case in which $i > j$ can be discussed analogously. Refer to Figures 9(c) and 9(d).

Recall that $x \leq \frac{n}{2}$ has been proved already. Suppose, for a contradiction, that $y > \frac{n-x}{2}$. By (P1) we have $e_{j+1} \neq r_X, r_Y$. By construction, K_{j+1} has a number of (internal) vertices which is larger than or equal to the number of (internal) vertices of Y . Since X, Y , and K_{j+1} do not share internal vertices, they have a total of at least $(x - 1) + (y - 1) + (y - 1) > (x - 1) + n - x - 2 = n - 3$ internal vertices; these are also internal vertices of G . Further, G contains at least two more internal vertices. Namely:

- if $i < j$, then the apexes of e_i and e_j incident to r_X and r_Y , respectively, are internal vertices of G ; and
- if $i = j$, then there are at least two apexes of e_i which are internal vertices of G , given that e_i has at least three side edges, namely r_X, r_Y , and e_{i+1} , and given that any apex of e_i is incident to two side edges of e_i .

It follows that G has more than $n - 1$ internal vertices, a contradiction. This proves that $y \leq \frac{n-x}{2}$ and concludes the proof of the lemma. \square

We now give an algorithm to construct a planar straight-line drawing Γ of G . Let $f(n) = n^{\log_2 \phi}$, where $\phi = \frac{1+\sqrt{5}}{2}$. The algorithm receives as input a triangle $a_1a_2a_3$, whose hypotenuse $\overline{a_1a_2}$ is such that $\|\overline{a_1a_2}\| \geq f(n)$, and constructs a planar straight-line drawing Γ of G satisfying the following properties:

- (T0) the length of every edge is at least 1 and at most $\|\overline{a_1a_2}\|$;
- (T1) for $i = 1, 2$, the vertex v_i lies at a_i ; and
- (T2) every internal vertex of G lies inside $a_1a_2a_3$.

If $n = 1$, that is, G coincides with the edge v_1v_2 , then Γ is the straight-line segment $\overline{a_1a_2}$. Then property (T1) is trivially satisfied, property (T2) is vacuous, and property (T0) is satisfied since $\|\overline{a_1a_2}\| \geq n^{\log_2 \phi} = 1$.

Assume next that $n > 1$ and refer to Figure 10. Let H be a subgraph of G satisfying the properties of Lemma 4; in particular (i) $x \leq \frac{n}{2}$ and $y \leq \frac{n-x}{2}$, or (ii) $y \leq \frac{n}{2}$ and $x \leq \frac{n-y}{2}$, where x and y are the maximum number of vertices of an H -component of G of class 1-3 and 2-3, respectively, minus one. We construct a planar straight-line drawing Γ_H of H by applying the algorithm L2T drawer with input the triangle $a_1a_2a_3$ and the real values $\ell_{1-3} = f(x)$, $\ell_{2-3} = f(y)$, and $\ell_{1-2} = f(z)$. Note that $\ell_{1-2} = f(z) < f(n) \leq \|\overline{a_1a_2}\|$, given that $z < n$. Further, as proved by Chan [5], we have $f(n) = n^{\log_2 \phi} \geq x^{\log_2 \phi} + y^{\log_2 \phi} = f(x) + f(y)$, given that $x \leq \frac{n}{2}$ and $y \leq \frac{n-x}{2}$, or $y \leq \frac{n}{2}$ and $x \leq \frac{n-y}{2}$; this implies that $\|\overline{a_1a_2}\| \geq \ell_{1-3} + \ell_{2-3}$.

Let G_1, \dots, G_k be the H -components of G ; for $i = 1, \dots, k$, let $u_i v_i$ be the root of G_i . Note that $u_i v_i$ is an edge of H , hence it is represented by a straight-line segment $\overline{u_i v_i}$ in Γ_H . For $i = 1, \dots, k$, let w_i be a point such that the triangle $\Delta_i = u_i v_i w_i$ lies inside $a_1a_2a_3$, does not intersect Γ_H other than at $\overline{u_i v_i}$, and does not intersect any distinct triangle Δ_j , except at common vertices. Since Γ_H is planar, choosing w_i sufficiently close to $\overline{u_i v_i}$ suffices to accomplish these objectives. For $i = 1, \dots, k$,

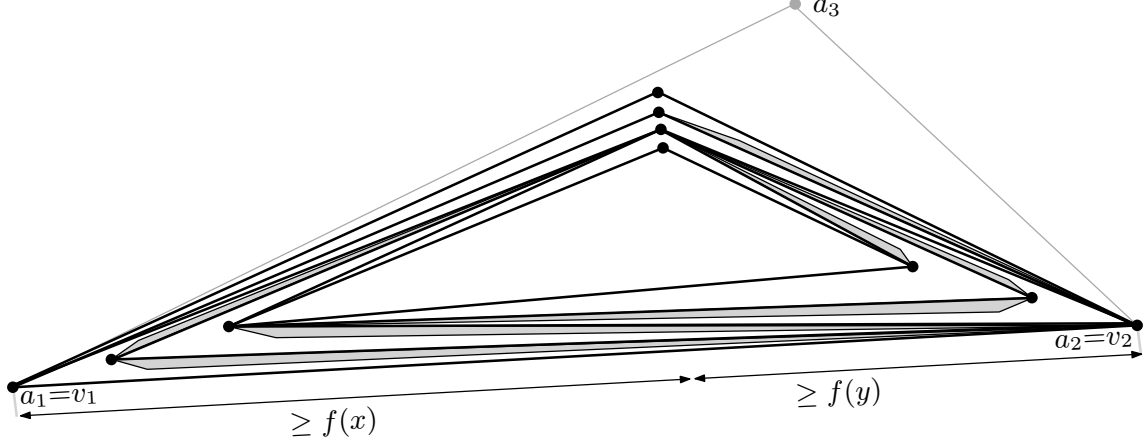


Fig. 10: The planar straight-line drawing Γ of the graph G in Figure 8 constructed by the algorithm in the proof of Theorem 3.

we recursively draw G_i so that u_i and v_i lie at the same points as in Γ_H and so that every internal vertex of G_i lies inside Δ_i . This concludes the construction of a planar straight-line drawing Γ of G .

We prove that Γ satisfies properties (T0)–(T2). Property (T1) is satisfied since Γ_H satisfies property (L1); further, property (T2) is satisfied since Γ_H satisfies property (L2), since the internal vertices of G_i lie inside the triangle Δ_i , and since Δ_i lies inside $a_1a_2a_3$, by construction. We now deal with property (T0). The length of every edge of H in Γ is at least $\min\{f(x), f(y), f(z)\}$ by property (L3) of Γ_H ; further, $f(x) = x^{\log_2 \phi} \geq 1$, $f(y) = y^{\log_2 \phi} \geq 1$, and $f(z) = z^{\log_2 \phi} \geq 1$, given that $x, y, z \geq 1$. The length of every edge of H in Γ is at most $\|\overline{a_1a_2}\|$, given that every vertex of H lies inside or on the boundary of $a_1a_2a_3$, by properties (L1) and (L2) of Γ_H , and given that $\overline{a_1a_2}$ is the hypotenuse of $a_1a_2a_3$. The length of every edge of G not in H is at least 1 and at most $\|\overline{a_1a_2}\|$ by induction and since every triangle Δ_i lies inside $a_1a_2a_3$. This completes the induction.

Applying the described algorithm with a triangle $a_1a_2a_3$ whose hypotenuse has length $\|\overline{a_1a_2}\| = f(n)$ results in a planar straight-line drawing of G with edge-length ratio at most $f(n) = n^{\log_2 \phi}$. This concludes the proof of Theorem 3.

We remark that $f(n) = n^{\log_2 \phi}$ is the smallest possible function when using the decomposition of Lemma 4, as an example in which $x = \frac{n}{2}$ and $y = \frac{n}{4}$ shows.

We also remark that a graph has treewidth at most 2 if and only if it is a subgraph of a 2-tree; hence, Lemma 1 and Theorem 3 imply the following.

Corollary 1. *Every n -vertex graph with treewidth at most 2 has planar edge-length ratio in $O(n^{\log_2 \phi}) \subseteq O(n^{0.695})$, where $\phi = \frac{1+\sqrt{5}}{2}$ is the golden ratio.*

The bound on the treewidth in the above result is the best possible, as the proof of Theorem 1 shows that an n -vertex planar graph with treewidth 3 might have planar edge-length ratio in $\Omega(n)$. Observe that graphs with treewidth 1, i.e., trees, have planar edge-length ratio equal to 1.

4.3 Bipartite Planar Graphs

In this section we deal with bipartite planar graphs, which we prove to have planar edge-length ratio arbitrarily close to 1.

Theorem 4. For every $\epsilon > 0$, every bipartite planar graph has planar edge-length ratio smaller than $1 + \epsilon$.

Proof: First, it suffices to prove the statement for *maximal* bipartite planar graphs. This follows by Lemma 1 and by the fact that any nonmaximal bipartite planar graph can be augmented to be maximal by adding edges to it.

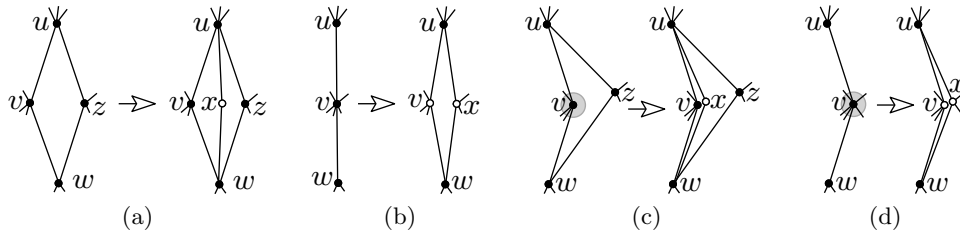


Fig. 11: (a) The operation P_0 . (b) The operation P_1 . (c) and (d) show how to transform a drawing Γ' of G' into a drawing Γ of G by applying the operations P_0 or P_1 , respectively. The gray disk is D .

Second, Brinkmann et al. [3] proved that every n -vertex maximal bipartite plane graph G is either a 4-cycle embedded in the plane, or can be obtained from an $(n-1)$ -vertex maximal bipartite plane graph G' by applying either the operation P_0 shown in Figure 11(a), in which a path uxw is inserted in a face f of G' delimited by a 4-cycle $uvwz$, or the operation P_1 shown in Figure 11(b), in which a path uvw of G' is transformed into a 4-cycle $uvwz$.

We now prove that, for every $\epsilon > 0$, any n -vertex maximal bipartite plane graph G admits a planar straight-line drawing Γ in which every edge has length larger than 1 and smaller than $1 + \epsilon$. The proof is by induction on n . If $n = 4$, then G is a 4-cycle embedded in the plane, and the desired drawing Γ of G is any square with side length equal to $1 + \delta$, with $0 < \delta < \epsilon$.

If $n > 4$, then let G' be an $(n-1)$ -vertex maximal bipartite plane graph such that G can be obtained from G' by applying either the operation P_0 or the operation P_1 . Fix any δ such that $0 < \delta < \epsilon$; inductively construct a planar straight-line drawing Γ' of G' in which every edge has length larger than 1 and smaller than $1 + \delta$. Let $\ell_1 = \min_e \{\ell_{\Gamma'}(e) - 1\}$, $\ell_2 = \min_e \{1 + \epsilon - \ell_{\Gamma'}(e)\}$, and $\ell = \min\{\ell_1, \ell_2\}$, where the first two minima are over all the edges e of G' . Let D be a disk with radius ℓ centered at v in Γ' .

Both the operations P_0 and P_1 correspond to the *expansion* of a vertex v into an edge vx , followed by the removal of such an edge. Hence, it follows from standard continuity arguments that a planar straight-line drawing Γ of G can be obtained from Γ' by suitably replacing the vertex v with the edge vx , so that the position of v in Γ is the same as in Γ' , and so that x is arbitrarily close to v in Γ ; see, e.g., the proof of Fáry's theorem [9].

Thus, both if the operation P_0 or if the operation P_1 transform G' into G , we can obtain a planar straight-line drawing Γ of G in which every vertex other than x is at the same position as in Γ' , and in which x is inside the disk D ; see Figures 11(c) and 11(d). Note that, for every edge e of G that is not incident to x , we have $1 < \ell_{\Gamma}(e) < 1 + \epsilon$, given that $1 < \ell_{\Gamma'}(e) < 1 + \delta$. Further, consider any edge $e = tx$ of G and note that $e' = tv$ is an edge of G' . By the triangular inequality we have $\|\overline{tx}\| < \|\overline{tv}\| + \|\overline{vx}\| < \ell_{\Gamma'}(e') + \ell \leq \ell_{\Gamma'}(e') + (1 + \epsilon - \ell_{\Gamma'}(e')) = 1 + \epsilon$, and $\|\overline{tx}\| > \|\overline{tv}\| - \|\overline{vx}\| > \ell_{\Gamma'}(e') - \ell \geq \ell_{\Gamma'}(e') - (\ell_{\Gamma'}(e') - 1) = 1$. This concludes the induction and hence the proof of the theorem. \square

Note that the bound in Theorem 4 is the best possible, as there exist bipartite planar graphs (for example any complete bipartite graph $K_{2,m}$ with $m \geq 3$) that admit no planar straight-line drawing with edge-length ratio equal to 1.

5 Conclusions and Open Problems

In this paper we have proved that there exist n -vertex planar graphs whose planar edge-length ratio is in $\Omega(n)$; that is, in any planar straight-line drawing of one of such graphs, the ratio between the length of the longest edge and the length of the shortest edge is in $\Omega(n)$. Further, we have proved upper bounds for the planar edge-length ratio of several graph classes, most notably an $O(n^{0.695})$ upper bound for the planar edge-length ratio of 2-trees. Several problems remain open; we mention some of them.

- First, what is the asymptotic behavior of the planar edge-length ratio of 2-trees? In particular, we wonder whether our geometric construction can lead to a better upper bound if coupled with a decomposition technique better than the one in Lemma 4.
- Second, is the planar edge-length ratio of cubic planar graphs sub-linear? The proof of Theorem 1 shows that this question has a negative answer when extended to all bounded-degree planar graphs.
- Third, is the planar edge-length ratio of k -outerplanar graphs bounded by some function of k ? The results from [12] show that this is indeed the case for $k = 1$.

Our final remark is about nonplanar drawings. A drawing of a graph is *proper* if no two vertices overlap with each other and no edge overlaps with a nonincident vertex. The *edge-length ratio of a graph G* is the minimum edge-length ratio of any (possibly nonplanar) proper straight-line drawing of G . The next theorem shows that the edge-length ratio of a graph is tied, up to multiplicative constants and lower order terms, to the square of its chromatic number.

Theorem 5. *Let G be a graph. If G has chromatic number k , then it has edge length ratio at most $c_1\sqrt{k} + O(1)$, for some constant c_1 . Further, if G has edge length ratio h , then it has chromatic number at most $c_2 \cdot h^2 + O(h)$, for some constant c_2 .*

Proof: First, let G be a graph with chromatic number k ; refer to Figure 12(a). Let C_1, \dots, C_k be the color classes in a proper k -coloring of G . Consider a $\lceil\sqrt{k}\rceil \times \lceil\sqrt{k}\rceil$ grid \mathcal{H} and let p_1, \dots, p_k be any k distinct points of \mathcal{H} . For $i = 1, \dots, k$, consider a disk D_i centered at p_i with radius $\epsilon/3$, for some small constant $\epsilon > 0$; pick a set S_i of $|C_i|$ distinct points in the interior of D_i , in such a way that no three points in $S_1 \cup \dots \cup S_k$ are collinear. For $i = 1, \dots, k$, injectively map the vertices in C_i to the points in S_i . The resulting straight-line drawing Γ of G is proper, as no three points in $S_1 \cup \dots \cup S_k$ are collinear. Further, the length of any edge of G in Γ is larger than $1 - 2\epsilon/3$; this comes from the triangular inequality and from the fact that the distance between any two centers of distinct disks D_i and D_j is larger than or equal to 1. Finally, the length of any edge of G in Γ is smaller than $\sqrt{2k} + 2\epsilon/3$; this comes again from the triangular inequality and from the fact that the distance between any two centers of distinct disks D_i and D_j is smaller than or equal to $\sqrt{2k}$, given that the side length of \mathcal{H} is $\lceil\sqrt{k}\rceil - 1 < \sqrt{k}$. It follows that the edge-length ratio of Γ is smaller than or equal to $c_1\sqrt{k} + O(1)$, with $c_1 = \sqrt{2}/(1 - 2\epsilon/3)$.

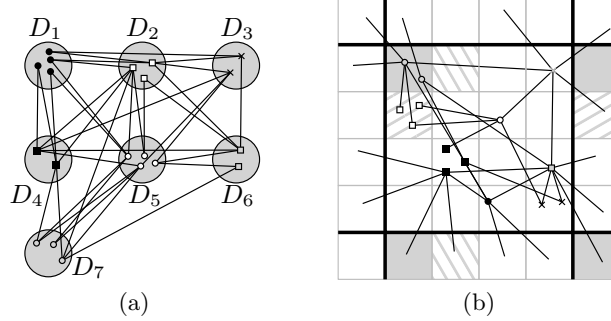


Fig. 12: (a) Illustration for the proof that a graph with chromatic number k has edge length ratio at most $c_1\sqrt{k} + O(1)$, for some constant c_1 ; in this example $k = 7$. (b) Illustration for the proof that a graph with edge-length ratio h has chromatic number at most $c_2 \cdot h^2 + O(h)$, for some constant c_2 . Only the vertices inside a big square are shown, together with their incident edges. Thick and thin lines delimit big and small squares, respectively.

Second, let G be a graph that admits a proper¹ drawing Γ with edge-length ratio h ; refer to Figure 12(b). Assume, w.l.o.g. up to a uniform scaling, that the minimum length of any edge in Γ is 1 (and hence the maximum length of any edge in Γ is h). Let $\ell = h + 1 + \epsilon$, for some small constant $\epsilon > 0$ such that $\sqrt{2} \cdot \ell$ is not an integer. Tessellate the plane by squares with side length ℓ ; these squares are in the following called *big squares*. Partition each big square into $\lceil \sqrt{2} \cdot \ell \rceil$ rows and $\lceil \sqrt{2} \cdot \ell \rceil$ columns of *small squares*. For each big square Q , color the small square at the i -th row and j -th column of Q with color c_x , where $x = (i - 1) \cdot \lceil \sqrt{2} \cdot \ell \rceil + j$; then assign to each vertex of G the color of the small square it lies into (vertices on the boundary of several small squares are colored with the color of any of the small squares they belong to). The resulting coloring of G uses $\lceil \sqrt{2} \cdot \ell \rceil^2 < (\sqrt{2} \cdot (h + 1 + \epsilon) + 1)^2$ colors; this is at most $c_2 \cdot h^2 + O(h)$, with $c_2 = 2$. We now prove that the constructed coloring of G is proper; that is, any two vertices u and v of G with the same color are not adjacent. First, if u and v are in the same small square S , then their distance is smaller than or equal to the length of the diagonal of S . The latter is smaller than 1, given that S has side length $\frac{\ell}{\lceil \sqrt{2} \cdot \ell \rceil} < \frac{1}{\sqrt{2}}$ (the inequality uses the fact that $\sqrt{2} \cdot \ell$ is not an integer); hence, u and v are not adjacent. Second, if u and v are not in the same small square, then they are at a distance greater than or equal to the sum of the side lengths of $(\lceil \sqrt{2} \cdot \ell \rceil - 1)$ small squares. This value is $\frac{(\lceil \sqrt{2} \cdot \ell \rceil - 1) \cdot \ell}{\lceil \sqrt{2} \cdot \ell \rceil} = \ell - \frac{\ell}{\lceil \sqrt{2} \cdot \ell \rceil} > h + \epsilon$. Since the length of any edge of G in Γ is at most h , it follows that u and v are not adjacent. \square

A corollary of Theorem 5 and of the four-color theorem is that planar graphs admit proper straight-line drawings with edge-length ratio in $O(1)$. This is in contrast to our $\Omega(n)$ lower bound for the planar edge-length ratio of n -vertex planar graphs shown in Theorem 1.

References

1. Blazej, V., Fiala, J., Liotta, G., Lomic, S.: On the edge-length ratio of 2-trees. CoRR abs/1909.11152 (2019)
2. Blazej, V., Fiala, J., Liotta, G., Lomic, S.: On the edge-length ratio of 2-trees. In: Chaplick, S., Kindermann, P., Wolff, A. (eds.) 36th European Workshop on Computational Geometry (EuroCG '20). pp. 35:1–35:6 (2020)

¹ In this proof we actually only use the fact that the length of every edge in Γ is greater than 0.

3. Brinkmann, G., Greenberg, S., Greenhill, C.S., McKay, B.D., Thomas, R., Wollan, P.: Generation of simple quadrangulations of the sphere. *Discrete Mathematics* 305(1-3), 33–54 (2005)
4. Cabello, S., Demaine, E.D., Rote, G.: Planar embeddings of graphs with specified edge lengths. *J. Graph Algorithms Appl.* 11(1), 259–276 (2007)
5. Chan, T.M.: A near-linear area bound for drawing binary trees. *Algorithmica* 34(1), 1–13 (2002)
6. de Fraysseix, H., Pach, J., Pollack, R.: How to draw a planar graph on a grid. *Combinatorica* 10(1), 41–51 (1990)
7. Di Battista, G., Eades, P., Tamassia, R., Tollis, I.G.: *Graph Drawing: Algorithms for the Visualization of Graphs*. Prentice-Hall (1999)
8. Eades, P., Wormald, N.C.: Fixed edge-length graph drawing is NP-hard. *Discrete Applied Mathematics* 28(2), 111–134 (1990)
9. Fáry, I.: On straight line representations of planar graphs. *Acta Sci. Math. (Szeged)* 11, 229–233 (1948)
10. Frati, F.: Lower bounds on the area requirements of series-parallel graphs. *Discrete Mathematics & Theoretical Computer Science* 12(5), 139–174 (2010)
11. Lazard, S., Lenhart, W., Liotta, G.: On the edge-length ratio of outerplanar graphs. In: Frati, F., Ma, K. (eds.) *25th International Symposium on Graph Drawing and Network Visualization (GD 2017)*. LNCS, vol. 10692, pp. 17–23. Springer (2017)
12. Lazard, S., Lenhart, W.J., Liotta, G.: On the edge-length ratio of outerplanar graphs. *Theor. Comput. Sci.* 770, 88–94 (2019)
13. Mondal, D., Nishat, R.I., Rahman, M.S., Alam, M.J.: Minimum-area drawings of plane 3-trees. *J. Graph Algorithms Appl.* 15(2), 177–204 (2011)
14. Schnyder, W.: Embedding planar graphs on the grid. In: Johnson, D.S. (ed.) *ACM-SIAM Symposium on Discrete Algorithms (SODA '90)*. pp. 138–148 (1990)