

# On the Edge-Length Ratio of Planar Graphs

Manuel Borrazzo and Fabrizio Frati

University Roma Tre, Italy – {borrazzo,frati}@dia.uniroma3.it

**Abstract.** The edge-length ratio of a straight-line drawing of a graph is the ratio between the lengths of the longest and of the shortest edge in the drawing. The planar edge-length ratio of a planar graph is the minimum edge-length ratio of any planar straight-line drawing of the graph.

In this paper, we study the planar edge-length ratio of planar graphs. We prove that there exist  $n$ -vertex planar graphs whose planar edge-length ratio is in  $\Omega(n)$ ; this bound is tight. We also prove upper bounds on the planar edge-length ratio of several families of planar graphs, including series-parallel graphs and bipartite planar graphs.

## 1 Introduction

The reference book for the graph drawing research field “Graph Drawing: Algorithms for the Visualization of Graphs”, by Di Battista, Eades, Tamassia, and Tollis [5], mentions that the minimization of the maximum edge length, provided that the minimum edge length is a fixed value, is among the most important aesthetic criteria that one should aim to satisfy in order to guarantee the readability of a graph drawing. A measure that naturally captures this concept is the *edge-length ratio* of a drawing; this is defined as the ratio between the lengths of the longest and shortest edge in the drawing.

In this paper we are interested in the construction of planar straight-line drawings with small edge-length ratio. From an algorithmic point of view, it has long been known that deciding whether a graph admits a planar straight-line drawing with edge-length ratio equal to 1 is an NP-hard problem. This was first proved by Eades and Wormald [6] for biconnected planar graphs and then by Cabello et al. [2] for triconnected planar graphs. From a combinatorial point of view, the study of planar straight-line drawings with small edge-length ratio started only recently, when Lazard, Lenhart, and Liotta [10] proved that every outerplanar graph admits a planar straight-line drawing with edge-length ratio smaller than 2 and that, for every fixed  $\epsilon > 0$ , there exist outerplanar graphs whose every planar straight-line drawing has edge-length ratio larger than  $2 - \epsilon$ .

Adopting the notation and the definitions from [9,10], we denote by  $\rho(\Gamma)$  the edge-length ratio of a straight-line drawing  $\Gamma$  of a graph  $G$ , i.e.,  $\rho(\Gamma) = \max_{e_1, e_2 \in E(G)} \frac{\ell_\Gamma(e_1)}{\ell_\Gamma(e_2)}$ , where  $\ell_\Gamma(e)$  denotes the length of the segment representing an edge  $e$  in  $\Gamma$ . The *planar edge-length ratio*  $\rho(G)$  of  $G$  is the minimum edge-length ratio of any planar straight-line drawing of  $G$ . We prove the following results.

First, we prove that there exist  $n$ -vertex planar graphs whose planar edge-length ratio is in  $\Omega(n)$ . This bound is asymptotically tight, as every planar

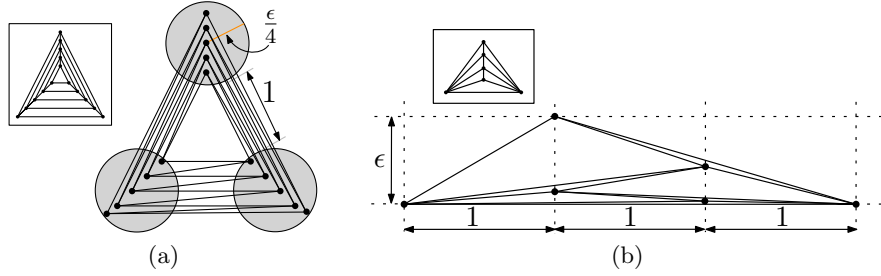


Fig. 1: (a) A drawing with edge-length ratio less than  $1 + \epsilon$  of the nested-triangle graph. (b) A drawing with edge-length ratio less than 3 of the plane 3-tree obtained as the join of a path with an edge.

graph admits a planar straight-line drawing on an  $O(n) \times O(n)$  grid [4,12]; such a drawing has edge-length ratio in  $O(n)$ . While our lower bound is not surprising, it was unexpectedly challenging to prove it. Some classes of graphs which are often used in order to prove lower bounds for graph drawing problems turn out to have constant planar edge-length ratio; see Figure 1.

Second, we provide upper bounds for the planar edge-length ratio of several families of planar graphs. Namely, we prove that plane 3-trees have planar edge-length ratio bounded by their “depth” and that, for every fixed  $\epsilon > 0$ , bipartite planar graphs have planar edge-length ratio smaller than  $1 + \epsilon$ . Most interestingly, we prove that every  $n$ -vertex graph with treewidth at most two, including 2-trees and series-parallel graphs, has sub-linear planar edge-length ratio; our upper bound is  $O(n^{\log_2 \phi}) \subseteq O(n^{0.695})$ , where  $\phi = \frac{1+\sqrt{5}}{2}$  is the golden ratio. Lazard et al. [10] asked whether the planar edge-length ratio of 2-trees is bounded by a constant; recently, at the 14th Bertinoro Workshop on Graph Drawing, Fiala announced a negative answer to the above question. Thus, our upper bound provides a significant counterpart to Fiala’s result; further, our result sharply contrasts with the fact that there exist  $n$ -vertex 2-trees whose every planar straight-line *grid* drawing requires an edge to have length in  $\Omega(n)$  [8].

The paper is organized as follows. In Section 2, we introduce some definitions; in Section 3, we prove a lower bound for the planar edge-length ratio of planar graphs; in Section 4, we prove upper bounds for the planar edge-length ratio of families of planar graphs; finally, in Section 5, we conclude and present some open problems.

## 2 Definitions and preliminaries

In this section we establish some definitions and preliminaries.

A *drawing* of a graph represents each vertex as a point in the plane and each edge as an open curve between its end-vertices. A drawing is *straight-line* if each edge is represented by a straight-line segment. A drawing is *planar* if no two edges intersect, except at common end-vertices. A planar drawing of a graph

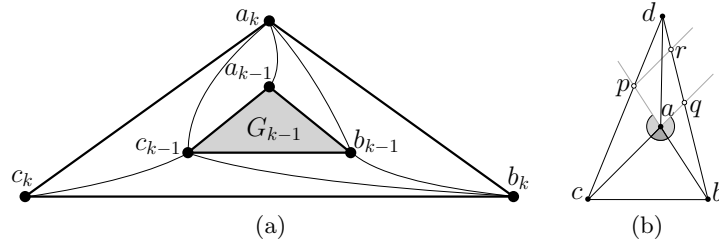


Fig. 2: (a) Construction of the graph  $G_k$  from the graph  $G_{k-1}$ . (b) Illustration for the proofs of Lemmata 2 and 3.

defines connected regions of the plane, called *faces*. The only unbounded face is the *outer face*, while the other faces are *internal*. Two planar drawings of a (connected) graph are *equivalent* if: (i) the clockwise order of the edges incident to each vertex is the same in both drawings; and (ii) the clockwise order of the edges along the boundary of the outer face is the same in both drawings. A *plane embedding* is an equivalence class of planar drawings and a *plane graph* is a graph with a prescribed plane embedding. Throughout the paper, whenever we talk about a planar drawing of a plane graph  $G$ , we always assume, even when not explicitly stated, that it respects the plane embedding associated to  $G$ .

For any two distinct points  $a$  and  $b$  in the plane, we denote by  $\overline{ab}$  the straight-line segment between  $a$  and  $b$  and by  $||\overline{ab}||$  the Euclidean length of such a segment. For any three distinct and non-collinear points  $a$ ,  $b$ , and  $c$  in the plane, we denote by  $abc$  the triangle whose vertices are  $a$ ,  $b$ , and  $c$ . Further, for a triangle  $\Delta$ , we denote by  $p(\Delta)$  its perimeter and by  $\angle_a(\Delta)$  the angle at a vertex  $a$  of  $\Delta$ .

We will use the following lemma more than once.

**Lemma 1.** *Let  $G$  be a planar graph and  $G'$  be a subgraph of  $G$ . Then  $\rho(G') \leq \rho(G)$ .*

**Proof:** Consider any planar straight-line drawing  $\Gamma$  of  $G$  with  $\rho(\Gamma) = \rho(G)$ . The drawing  $\Gamma'$  of  $G'$  obtained from  $\Gamma$  by removing the vertices and edges not in  $G'$  is such that  $\rho(\Gamma') \leq \rho(\Gamma)$ , from which the statement follows.  $\square$

### 3 A Lower Bound for Planar Graphs

In this section we show that there exist  $n$ -vertex planar graphs whose planar edge-length ratio is in  $\Omega(n)$ . This lower bound is the strongest possible. Namely, every  $n$ -vertex planar graph admits a planar straight-line drawing on a  $O(n) \times O(n)$  grid [4,12]; such a drawing has edge-length ratio in  $O(n)$ .

**Theorem 1.** *For every  $n = 3k$  with  $k \in \mathbb{N}_{>0}$ , there exists an  $n$ -vertex planar graph whose planar edge-length ratio is in  $\Omega(n)$ .*

The rest of the section is devoted to the proof of Theorem 1. We start by defining the class of planar graphs that we use in order to prove the theorem.

For a 3-cycle  $\mathcal{C}$  in a plane graph  $G$ , we denote by  $abc$  the clockwise order in which the vertices  $a$ ,  $b$ , and  $c$  of  $\mathcal{C}$  occur along  $\mathcal{C}$ . For any integer  $k \geq 1$ , we define a  $3k$ -vertex plane graph  $G_k$  as follows; refer to Fig. 2(a). Let  $G_1$  coincide with a 3-cycle  $\mathcal{C}_1 = a_1b_1c_1$ . Now suppose that, for some integer  $k \geq 2$ , a plane graph  $G_{k-1}$  has been defined so that its outer face is delimited by a 3-cycle  $\mathcal{C}_{k-1} = a_{k-1}b_{k-1}c_{k-1}$ . Let  $G_k$  consist of (i) a 3-cycle  $\mathcal{C}_k = a_kb_kc_k$ , (ii) the plane graph  $G_{k-1}$ , embedded inside  $\mathcal{C}_k$ , and (iii) the edges  $a_ka_{k-1}$ ,  $a_kb_{k-1}$ ,  $a_kc_{k-1}$ ,  $b_kb_{k-1}$ ,  $b_kc_{k-1}$ ,  $c_kc_{k-1}$ . Note that  $G_k$  has  $3k$  vertices.

We first prove a lower bound for the edge-length ratio  $\rho(\Gamma)$  of any planar straight-line drawing  $\Gamma$  of  $G_k$  in which the outer face is delimited by  $\mathcal{C}_k$ . Assume, without loss of generality up to a scaling of  $\Gamma$ , that the length of the shortest edge is 1. We prove that, for  $i = 1, 2, \dots, k$ , the perimeter  $p(\Delta_i)$  of the triangle  $\Delta_i$  representing  $\mathcal{C}_i$  in  $\Gamma$  is at least  $\gamma \cdot i$ , for a constant  $\gamma$  to be determined later. This implies that  $p(\Delta_k) \in \Omega(k)$ , hence the longest of the three segments composing  $\Delta_k$  has length in  $\Omega(k)$ , and the edge-length ratio  $\rho(\Gamma)$  of  $\Gamma$  is in  $\Omega(k)$ .

The perimeter  $p(\Delta_1)$  of  $\Delta_1$  is at least 3, given that each of the three segments composing  $\Delta_1$  has length greater than or equal to 1. Now assume that  $p(\Delta_{i-1}) \geq \gamma \cdot (i-1)$ , for some integer  $i \geq 2$  and some constant  $\gamma \leq 3$ . We prove that  $p(\Delta_i) \geq p(\Delta_{i-1}) + \gamma$ , which implies that  $p(\Delta_i) \geq \gamma \cdot i$ .

Before proceeding, we need two geometric lemmata. Refer to Fig. 2(b). Let  $a$ ,  $b$ , and  $c$  be the three vertices of a triangle  $\Delta$  and let  $d$  be a point outside  $\Delta$  such that  $a$  either lies inside the triangle  $\Delta'$  with vertices  $b$ ,  $c$ , and  $d$ , or it lies in the interior of  $\overline{bd}$ , or it lies in the interior of  $\overline{cd}$ .

**Lemma 2.**  $p(\Delta') > p(\Delta)$ .

**Proof:** If  $a$  lies in the interior of  $\overline{cd}$  (of  $\overline{bd}$ ), then the triangular inequality implies that  $|\overline{bd}| + |\overline{da}| > |\overline{ba}|$  (resp.  $|\overline{cd}| + |\overline{da}| > |\overline{ca}|$ ), hence  $p(\Delta') > p(\Delta)$ .

If  $a$  lies inside  $\Delta'$ , then let  $p$  be the intersection point of the straight line through  $a$  and  $b$  with  $\overline{cd}$ . By the triangular inequality, we have  $|\overline{ap}| + |\overline{cp}| > |\overline{ac}|$ , hence  $p(bcp) > p(\Delta)$ . Again by the triangular inequality, we have  $|\overline{bd}| + |\overline{dp}| > |\overline{bp}|$ , hence  $p(\Delta') > p(bcp)$ .  $\square$

We remark that a stronger version of Lemma 2, which we do not need here, is in fact true: For any two convex polygons  $P$  and  $Q$  such that  $Q$  is contained inside  $P$ , the perimeter of  $P$  is larger than the perimeter of  $Q$ .

**Lemma 3.** If  $|\overline{ad}| \geq 1$  and  $\angle_a(\Delta) \leq 90^\circ$ , then  $p(\Delta') > p(\Delta) + 1$ .

**Proof:** Suppose first that  $a$  lies in the interior of  $\overline{cd}$ . Since  $\angle_a(\Delta) \leq 90^\circ$ , we have that  $\angle_a(bad) \geq 90^\circ$ , hence  $|\overline{bd}| > |\overline{ba}|$ . It follows that  $p(\Delta') - p(\Delta) = |\overline{bd}| + |\overline{ad}| - |\overline{ba}| > 1$ . The case in which  $a$  lies in the interior of  $\overline{bd}$  is analogous.

Suppose next that  $a$  lies inside  $\Delta'$ . Let  $p$  be the intersection point of the straight line through  $a$  and  $b$  with  $\overline{cd}$ , and let  $q$  be the intersection point of the straight line through  $a$  and  $c$  with  $\overline{bd}$ . Since  $\angle_a(\Delta) \leq 90^\circ$ , we have that  $\angle_a(cap) = \angle_a(baq) \geq 90^\circ$ , hence  $|\overline{cp}| > |\overline{ca}|$  and  $|\overline{bq}| > |\overline{ba}|$ . It follows that  $p(\Delta') - p(\Delta) > |\overline{dp}| + |\overline{dq}|$ .

We claim that  $|\overline{dp}| > |\overline{aq}|$ . Let  $r$  be the intersection point between  $\overline{bd}$  and the line passing through  $p$  that is parallel to the line through  $a$  and  $c$ .

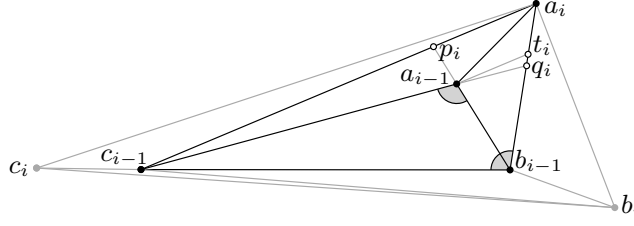


Fig. 3: Illustration for the proof that  $p(\Delta_i) \geq p(\Delta_{i-1}) + \gamma$ .

The triangles  $baq$  and  $bpr$  are similar, hence  $\angle_p(bpr) = \angle_a(baq) \geq 90^\circ$ . Thus,  $\angle_r(bpr) < 90^\circ$  and  $\angle_r(dpr) > 90^\circ$ . It follows that  $\|\overline{dp}\| > \|\overline{pr}\|$ ; further,  $\|\overline{pr}\| > \|\overline{aq}\|$ , again by the similarity of the triangles  $baq$  and  $bpr$ . This proves the claim. It can be analogously proved that  $\|\overline{dq}\| > \|\overline{ap}\|$ .

By the triangular inequality, we have  $\|\overline{ap}\| + \|\overline{dp}\| > \|\overline{ad}\|$  and  $\|\overline{aq}\| + \|\overline{dq}\| > \|\overline{ad}\|$ , hence  $\|\overline{ap}\| + \|\overline{dp}\| + \|\overline{aq}\| + \|\overline{dq}\| > 2\|\overline{ad}\| \geq 2$ . Since  $\|\overline{dp}\| > \|\overline{aq}\|$  and  $\|\overline{dq}\| > \|\overline{ap}\|$ , it follows that  $\|\overline{dp}\| + \|\overline{dq}\| > 1$ .  $\square$

We now return the proof that  $p(\Delta_i) \geq p(\Delta_{i-1}) + \gamma$ . Refer to Fig. 3. Assume, w.l.o.g. up to a rotation of the Cartesian axes, that  $\overline{b_{i-1}c_{i-1}}$  is horizontal, with  $b_{i-1}$  to the right of  $c_{i-1}$  and with  $a_{i-1}$  above them. Let  $\Delta'_{i-1}$  and  $\Delta''_{i-1}$  be the triangles  $a_i b_{i-1} c_{i-1}$  and  $a_i b_i c_{i-1}$  in  $\Gamma$ , respectively. By Lemma 2, we have  $p(\Delta_i) > p(\Delta'_{i-1}) > p(\Delta'_{i-1}) > p(\Delta_{i-1})$ . If  $\angle_{a_{i-1}}(\Delta_{i-1}) \leq 90^\circ$ , then by Lemma 3 we have  $p(\Delta'_{i-1}) > p(\Delta_{i-1}) + 1$  and thus  $p(\Delta_i) > p(\Delta_{i-1}) + 1$  and we are done, as long as  $\gamma \leq 1$ . We can hence assume that  $\angle_{a_{i-1}}(\Delta_{i-1}) > 90^\circ$ ; this implies that  $a_{i-1}$  is to the left of the vertical line  $\ell_b$  through  $b_{i-1}$ . Further, if  $\angle_{b_{i-1}}(\Delta'_{i-1}) \leq 90^\circ$ , then by Lemma 3 we have  $p(\Delta'_{i-1}) > p(\Delta'_{i-1}) + 1$  and thus  $p(\Delta_i) > p(\Delta_{i-1}) + 1$  and we are done, as long as  $\gamma \leq 1$ . We can hence assume that  $\angle_{b_{i-1}}(\Delta'_{i-1}) > 90^\circ$ ; this implies that  $a_i$  is to the right of  $\ell_b$ .

Let  $p_i$  be the intersection point of the straight line through  $a_{i-1}$  and  $b_{i-1}$  with  $\overline{c_{i-1}a_i}$ , and let  $q_i$  be the intersection point of the straight line through  $a_{i-1}$  and  $c_{i-1}$  with  $\overline{b_{i-1}a_i}$ .

Assume first that  $\|\overline{a_i q_i}\| \geq 0.4$ . By Lemma 2, we have that  $p(b_{i-1}c_{i-1}q_i) > p(\Delta_{i-1})$ ; further, since  $\angle_{q_i}(c_{i-1}q_i a_i) > \angle_{b_{i-1}}(c_{i-1}b_{i-1} a_i) > 90^\circ$ , we have that  $\|\overline{c_{i-1}a_i}\| > \|\overline{c_{i-1}q_i}\|$ , hence  $p(\Delta'_{i-1}) = p(b_{i-1}c_{i-1}q_i) + \|\overline{c_{i-1}a_i}\| + \|\overline{a_i q_i}\| - \|\overline{c_{i-1}q_i}\| > p(\Delta_{i-1}) + 0.4$  and we are done, as long as  $\gamma \leq 0.4$ .

Assume next that  $\|\overline{a_i q_i}\| < 0.4$ . We show that this implies that  $\|\overline{a_i p_i}\| \geq 0.4$ . Suppose, for a contradiction, that  $\|\overline{a_i p_i}\| < 0.4$ . Consider the intersection point  $t_i$  of  $\overline{b_{i-1}a_i}$  with the line through  $a_{i-1}$  parallel to the line through  $c_{i-1}$  and  $a_i$ . Since  $\angle_{q_i}(a_{i-1}q_i t_i) = \angle_{q_i}(c_{i-1}q_i a_i) > 90^\circ$ , we have  $\|\overline{a_{i-1}q_i}\| < \|\overline{a_{i-1}t_i}\|$ . Further, by the similarity of the triangles  $b_{i-1}a_i p_i$  and  $b_{i-1}t_i a_{i-1}$ , we have  $\|\overline{a_{i-1}t_i}\| < \|\overline{a_i p_i}\|$ . Hence,  $\|\overline{a_{i-1}q_i}\| < 0.4$ . Then the triangular inequality implies that  $\|\overline{a_{i-1}a_i}\| < \|\overline{a_{i-1}q_i}\| + \|\overline{a_i q_i}\| < 0.8$ , while  $\|\overline{a_{i-1}a_i}\| \geq 1$ , given that  $a_{i-1}a_i$  is an edge of  $G_i$ , a contradiction. We can hence assume that  $\|\overline{a_i p_i}\| \geq 0.4$ . In order to conclude our argument, we are going to use the following.

**Lemma 4.** *Let  $T$  be a triangle with vertices  $u$ ,  $v$ , and  $w$ , where  $\angle_u uvw < 90^\circ$ . Then  $\|\overline{vw}\| < \sqrt{\|\overline{uv}\|^2 + \|\overline{uw}\|^2}$ .*

**Proof:** It suffices to show that  $\|\overline{vw}\|^2 < \|\overline{uv}\|^2 + \|\overline{uw}\|^2$ .

If  $\angle_v uvw \geq 90^\circ$ , then  $\overline{uw}$  is the longest side of  $T$ , hence  $\|\overline{vw}\|^2 < \|\overline{uw}\|^2$  and thus  $\|\overline{vw}\|^2 < \|\overline{uv}\|^2 + \|\overline{uw}\|^2$ .

Otherwise,  $\angle_v uvw < 90^\circ$ . Then consider the intersection point  $z$  between  $\overline{uv}$  and the line through  $w$  orthogonal to  $\overline{uv}$ . By applying the Pythagorean theorem to the triangles  $vwz$  and  $uwz$ , we get  $\|\overline{vw}\|^2 = \|\overline{zv}\|^2 + \|\overline{zw}\|^2 = \|\overline{zv}\|^2 + \|\overline{uw}\|^2 - \|\overline{uz}\|^2 < \|\overline{uv}\|^2 + \|\overline{uw}\|^2$ .  $\square$

For the sake of simplicity of notation, let  $x = \|\overline{b_{i-1}a_i}\|$ ,  $y = \|\overline{a_i p_i}\|$ , and  $z = \|\overline{b_{i-1}p_i}\|$ . By Lemma 2, we have  $p(b_{i-1}c_{i-1}p_i) > p(\Delta_{i-1})$ , hence  $p(\Delta'_{i-1}) - p(\Delta_{i-1}) > x + y - z$ . Note that  $x \geq 1$ , since  $b_{i-1}a_i$  is an edge of  $G_i$ , and  $y \geq 0.4$ , by assumption. By Lemma 4, we have that  $z < \sqrt{x^2 + y^2}$ , hence  $p(\Delta'_{i-1}) - p(\Delta_{i-1}) > x + y - \sqrt{x^2 + y^2}$ . The derivative  $\frac{\partial(x+y-\sqrt{x^2+y^2})}{\partial x} = \frac{\sqrt{x^2+y^2}-x}{\sqrt{x^2+y^2}}$  is positive for every value of  $x$  and  $y$ ; the same is true for the derivative  $\frac{\partial(x+y-\sqrt{x^2+y^2})}{\partial y}$ . Hence, the minimum value of  $x + y - \sqrt{x^2 + y^2}$  is achieved when  $x$  and  $y$  are minimum, that is, when  $x = 1$  and  $y = 0.4$ . With such values we get  $x + y - \sqrt{x^2 + y^2} > 0.32$ . Hence,  $p(\Delta'_{i-1}) > p(\Delta_{i-1}) + 0.32$  and we are done, as long as  $\gamma \leq 0.32$ .

By picking  $\gamma = 0.3$ , we conclude the proof that  $p(\Delta_i) \geq p(\Delta_{i-1}) + \gamma$ , which implies that  $p(\Delta_k) \in \Omega(k)$  and hence that  $\rho(\Gamma) \in \Omega(k)$ .

Finally, we remove the assumption that the outer face of  $\Gamma$  is delimited by  $C_k$ . This is done as follows. Consider the complete graph  $K_4$  on four vertices, say  $a$ ,  $b$ ,  $c$ , and  $d$ ; further, consider two copies  $G'_k$  and  $G''_k$  of  $G_k$ , where  $C'_k$  and  $C''_k$  denote the copies of the cycle  $C_k$  in  $G'_k$  and  $G''_k$ , respectively. Glue  $G'_k$  and  $G''_k$  with  $K_4$  by identifying the 3-cycle  $abc$  with  $C'_k$  and the 3-cycle  $abd$  with  $C''_k$ . Denote by  $G$  the resulting  $n$ -vertex planar graph. In any planar drawing  $\Gamma$  of  $G$ , the planar drawing of  $G'_k$  has its outer face delimited by  $C'_k$  or the planar drawing of  $G''_k$  has its outer face delimited by  $C''_k$ , hence  $\rho(\Gamma) \in \Omega(k)$ . The proof of Theorem 1 is concluded by observing that  $k \in \Omega(n)$ .

## 4 Upper Bounds for Planar Graph Classes

In this section we prove upper bounds for the planar edge-length ratio of various families of planar graphs.

### 4.1 Plane 3-Trees

A *plane 3-tree* is a maximal plane graph that can be constructed as follows. The only plane 3-tree with 3 vertices is a 3-cycle embedded in the plane. For  $n \geq 4$ , an  $n$ -vertex plane 3-tree  $G$  is obtained from an  $(n-1)$ -vertex plane 3-tree  $G'$  by inserting a vertex  $v$  inside an internal face  $f$  of  $G'$  and by connecting  $v$  to the three vertices of  $G'$  incident to  $f$ . Figure 4(a) shows a plane 3-tree.

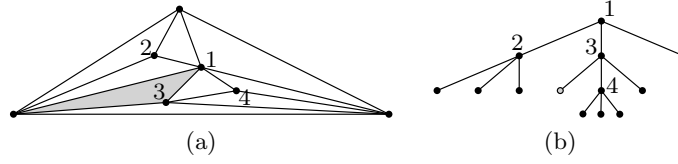


Fig. 4: (a) A plane 3-tree  $G$ . (b) The tree  $T_G$  associated with  $G$ . The leaf of  $T_G$  representing the gray face of  $G$  is also gray.

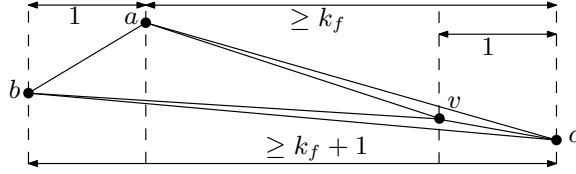


Fig. 5: Inserting a vertex  $v$  of  $G$  in a face  $f$  of  $G'$ .

An  $n$ -vertex plane 3-tree  $G$  is naturally associated with a rooted ternary tree  $T_G$  whose internal nodes represent the internal vertices of  $G$  and whose leaves represent the internal faces of  $G$  ( $T_G$  is called *representative tree* of  $G$  in [11]). Formally,  $T_G$  is defined as follows; refer to Figure 4(b). If  $n = 3$ , then  $T_G$  consists of a single node, representing the unique internal face of  $G$ . If  $n > 3$ , then let  $G'$  be a plane 3-tree such that  $G$  can be obtained by inserting a vertex  $v$  inside an internal face  $f$  of  $G'$  and by connecting  $v$  to the three vertices of  $G'$  incident to  $f$ . Let  $t_f$  be the leaf representing  $f$  in  $T_{G'}$ . Then  $T_G$  is obtained from  $T_{G'}$  by inserting three new leaves as children of  $t_f$ . In  $T_G$ , the node  $t_f$  represents  $v$  and its children represent the faces of  $G$  incident to  $v$ . The *depth* of  $T_G$  is the maximum number of nodes in any root-to-leaf path in  $T_G$ . The *depth* of  $G$  is the depth of  $T_G$ . We have the following.

**Theorem 2.** *Every plane 3-tree with depth  $k$  has planar edge-length ratio in  $O(k)$ .*

**Proof:** Let  $G$  be any plane 3-tree with depth  $k$ . Fix any constant  $\epsilon > 0$  and represent the 3-cycle  $\mathcal{C}$  delimiting the outer face of  $G$  as any triangle  $\Delta$  whose  $y$ -extension is  $\epsilon$  and whose three sides have  $x$ -extension equal to 1,  $k$ , and  $k + 1$ .

Now assume that we have constructed a drawing  $\Gamma'$  of a plane 3-tree  $G'$  which is a subgraph of  $G$  that includes  $\mathcal{C}$ . Assume that  $\Gamma'$  satisfies the following invariant: every internal face  $f$  of  $G'$  is delimited by a triangle whose three sides have  $x$ -extension equal to 1, greater than or equal to  $k_f$ , and greater than or equal to  $k_f + 1$ , where  $k_f$  is the depth of the subtree of  $T_G$  rooted at the node corresponding to  $f$ . Initially, this is the case with  $G' = \mathcal{C}$  and  $\Gamma' = \Delta$ ; note that the only internal face of  $G'$  corresponds to the root of  $T_G$ , which has depth  $k$ .

Let  $t_f$  be any leaf of  $T_{G'}$  which is not a leaf of  $T_G$ . Let  $f$  be the internal face of  $G'$  represented by  $t_f$  in  $T_{G'}$ , let  $\Delta_f$  be the triangle representing  $f$  in  $\Gamma'$ , let  $abc$  be the 3-cycle delimiting  $f$  in  $G$ , and let  $v$  be the internal vertex of  $G$  represented by  $t_f$  in  $T_G$ ; see Figure 5. By the invariant, we can assume that the

$x$ -extensions of  $\overline{ab}$ ,  $\overline{ac}$ , and  $\overline{bc}$  are equal to 1, greater than or equal to  $k_f$ , and greater than or equal to  $k_f + 1$ , respectively. Place  $v$  inside  $f$  in  $\Gamma'$  so that the  $x$ -extension of  $\overline{vc}$  is equal to 1 and draw the edges  $va$ ,  $vb$ , and  $vc$  as straight-line segments. This results in a planar straight-line drawing  $\Gamma''$  of a plane 3-tree  $G''$  which is a subgraph of  $G$  and which has one more vertex than  $G'$ . Note that the invariant is satisfied by  $\Gamma''$ ; in particular,  $\overline{av}$  and  $\overline{bv}$  have  $x$ -extension greater than or equal to  $k_f - 1$  and greater than or equal to  $k_f$ , respectively, hence each face  $f'$  of  $G''$  incident to  $v$  is delimited by a triangle whose sides have the desired  $x$ -extension, given that the subtree of  $T_G$  rooted at the node corresponding to  $f'$  has depth  $k_f - 1$ .

Eventually, we get a planar straight-line drawing of  $G$  such that every edge has length at least 1, given that it has  $x$ -extension greater than or equal to 1, and at most  $k + 1 + \epsilon \in O(k)$ , given that it has  $x$ -extension smaller than or equal to  $k + 1$  and  $y$ -extension smaller than or equal to  $\epsilon$ .  $\square$

The bound in Theorem 2 is tight, as Theorem 1 shows that a plane 3-tree with depth  $k$  might have planar edge-length ratio in  $\Omega(k)$ . Further, Theorem 2 implies that any *balanced*  $n$ -vertex plane 3-tree, i.e., a plane 3-tree  $G$  such that  $T_G$  is a balanced tree, has planar edge-length ratio in  $O(\log n)$ .

## 4.2 2-Trees

For any integer  $n \geq 2$ , an  $n$ -vertex 2-tree  $G$  is a graph whose vertex set has an ordering  $v_1, v_2, \dots, v_n$  such that  $v_1v_2$  is an edge of  $G$ , called *root* of  $G$ , and, for  $i = 3, \dots, n$ , the vertex  $v_i$  has exactly two neighbors  $p(v_i)$  and  $q(v_i)$  in  $\{v_1, v_2, \dots, v_{i-1}\}$ , where  $p(v_i)$  and  $q(v_i)$  are adjacent in  $G$ . The vertices  $v_3, v_4, \dots, v_n$ , i.e., the vertices of  $G$  not in its root are called *internal*. For an edge  $v_iv_j$  of  $G$ , an *apex* of  $v_iv_j$  is a vertex  $v_k$ , with  $k > i$  and  $k > j$ , such that  $p(v_k) = v_i$  and  $q(v_k) = v_j$ ; further, the *side edges* of  $v_iv_j$  are all the edges  $v_iv_k$  and  $v_jv_k$  such that  $v_k$  is an apex of  $v_iv_j$ ; finally, an edge  $v_iv_j$  is *trivial* if it has no apex, otherwise it is *non-trivial*. Most of this section is devoted to a proof of the following theorem.

**Theorem 3.** *Every  $n$ -vertex 2-tree has planar edge-length ratio in  $O(n^{\log_2 \phi}) \subseteq O(n^{0.695})$ , where  $\phi = \frac{1+\sqrt{5}}{2}$  is the golden ratio.*

In the following, we first define a family of 2-trees, which we call *linear 2-trees*, and show that they admit drawings with constant edge-length ratio. We will later show how to find, in any 2-tree  $G$ , a subgraph which is a linear 2-tree and whose removal splits  $G$  into “small” components. This decomposition, together with the drawing algorithm for linear 2-trees, will be used in order to construct a planar straight-line drawing of  $G$  with sub-linear edge-length ratio.

A *linear 2-tree* is a 2-tree such that every edge has at most one non-trivial side edge; see Figure 6(a). We now classify the vertices of a linear 2-tree  $H$  into vertices of class 1, class 2, and class 3, so that every edge of  $H$  has its end-vertices in different classes. First,  $v_1$  and  $v_2$  are vertices of class 1 and class 2, respectively, where  $v_1v_2$  is the root of  $H$ . Now we repeatedly consider an edge



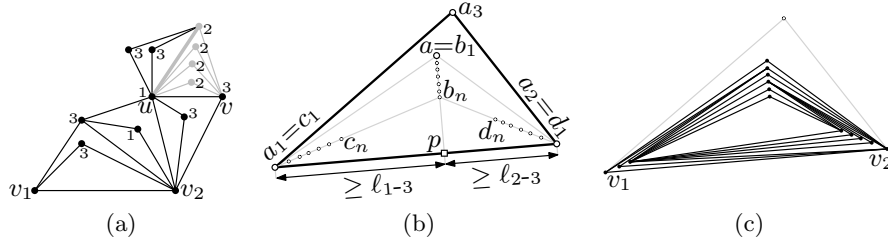


Fig. 6: (a) A linear 2-tree  $H$ . The apexes and the side edges of the edge  $uv$  are gray; the only non-trivial side edge of  $uv$  is thicker. The numbers show the classes of the vertices. (b) The points  $b_1, b_2, \dots, b_n, c_1, c_2, \dots, c_n, d_1, d_2, \dots, d_n$  inside  $a_1a_2a_3$  (for the sake of readability, there are fewer points than there should be). (c) The drawing of  $H$  constructed by the algorithm L2T-drawer.

$uv$  of  $H$  such that  $u$  and  $v$  have been already classified and the apexes of  $uv$  have not been classified yet. We let every apex be in the unique class different from the classes of  $u$  and  $v$ . Based on the classification of the vertices of  $H$ , we also classify the edges of  $H$  into edges of class 1-2, class 1-3, and class 2-3, where an edge is of class  $a-b$  if its end-vertices are of classes  $a$  and  $b$ .

We now show an algorithm, called **L2T-drawer**, that constructs a planar straight-line drawing  $\Gamma_H$  of a linear 2-tree  $H$ . The algorithm L2T-drawer receives in input a triangle  $a_1a_2a_3$  and three real values  $\ell_{1-2}, \ell_{1-3}, \ell_{2-3} \geq 1$  such that  $\ell_{1-3} + \ell_{2-3} \leq \|\overline{a_1a_2}\|$  and such that  $\ell_{1-2} < \|\overline{a_1a_2}\|$ . The algorithm constructs a planar straight-line drawing  $\Gamma_H$  of  $H$  such that the following properties are satisfied: (L1) for  $i = 1, 2$ , the vertex  $v_i$  lies at  $a_i$ ; (L2) every internal vertex of  $H$  lies inside  $a_1a_2a_3$ ; and (L3) the length of every edge of class  $x-y$  is at least  $\ell_{x-y}$ , for each  $x-y \in \{1-2, 1-3, 2-3\}$ .

Refer to Figure 6(b). Let  $a$  be a point inside  $a_1a_2a_3$  such that the line through  $a$  orthogonal to  $\overline{a_1a_2}$  intersects  $\overline{a_1a_2}$  in a point  $p$  with  $\|\overline{a_1p}\| \geq \ell_{1-3}$  and  $\|\overline{ap_2}\| \geq \ell_{2-3}$ ; this exists because of the assumption  $\ell_{1-3} + \ell_{2-3} \leq \|\overline{a_1a_2}\|$ . Let  $\epsilon = \min\{\|\overline{a_1a_1}\| - \ell_{1-3}, \|\overline{aa_2}\| - \ell_{2-3}, \|\overline{a_1a_2}\| - \ell_{1-2}\}$  and note that  $\epsilon > 0$ . Let  $b_1, b_2, \dots, b_n$  be  $n$  points on the straight-line segment  $\overline{ap}$ , in this order from  $a$  to  $p$ , such that  $\|\overline{ab_n}\| \leq \frac{\epsilon}{3}$ . Further, let  $c_1 = a_1, c_2, \dots, c_n$  be  $n$  points on the straight-line segment  $\overline{a_1b_n}$ , in this order from  $a_1$  to  $b_n$ , such that  $\|\overline{a_1c_n}\| \leq \frac{\epsilon}{3}$ . Finally, let  $d_1 = a_2, d_2, \dots, d_n$  be  $n$  points on the straight-line segment  $\overline{a_2b_n}$ , in this order from  $a_2$  to  $b_n$ , such that  $\|\overline{a_2d_n}\| \leq \frac{\epsilon}{3}$ .

The algorithm L2T-drawer is as follows. Refer to Figure 6(c). We initialize  $\Gamma_H$  by drawing the root  $v_1v_2$  of  $H$  as the straight-line segment  $\overline{a_1a_2}$ , where  $a_i$  represents  $v_i$ , for  $i = 1, 2$ . Now L2T-drawer proceeds in steps. During one step, all the apexes and side edges of a single non-trivial edge of  $H$  are drawn. The algorithm maintains the invariant that, before each step,  $\Gamma_H$  is a planar straight-line drawing of an  $m$ -vertex subgraph  $H_m$  of  $H$  such that the following properties are satisfied for some integers  $j, k, l$  with  $m = j + k + l$ : (i) the vertices of  $H_m$  of classes 1, 2, and 3 are drawn at the points  $c_1, \dots, c_k$ , at the points  $d_1, \dots, d_l$ , and at the points  $b_1, \dots, b_j$ , respectively; further, if  $H_m$  does not coincide with

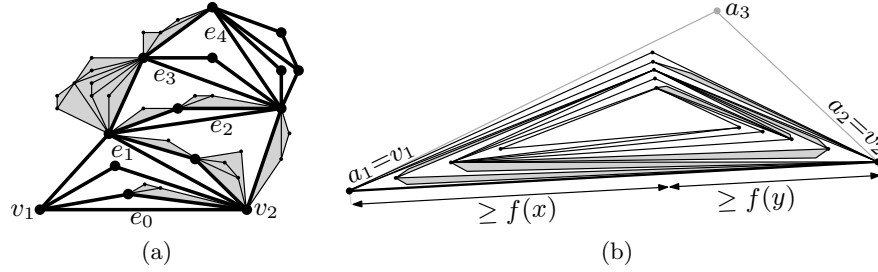


Fig. 7: (a) A 2-tree  $G$  and a subgraph  $H$  of  $G$  which is a linear 2-tree; the vertices and edges of  $H$  are represented by larger disks and thicker lines, respectively. The  $H$ -components of  $G$  are shown within shaded regions. (b) The planar straight-line drawing  $F$  of  $G$  constructed by the algorithm in the proof of Theorem 3.

$H$ , then (ii) there is exactly one edge  $e_m$  that is a non-trivial edge of  $H$ , that is in  $H_m$ , and whose apexes are not in  $H_m$ , and (iii) the end-vertices of  $e_m$  lie at  $b_j$  and  $c_k$ , or at  $c_k$  and  $d_l$ , or at  $b_j$  and  $d_l$ . The invariant is indeed satisfied after the initialization of  $\Gamma_H$  to a drawing of  $v_1v_2$ , with  $m = 2$ ,  $k = l = 1$ , and  $j = 0$ .

We now perform one step. Assume that  $e_m$  is a 1-2 edge, hence its end-vertices lie at  $c_k$  and  $d_l$ ; the other cases are analogous. Draw the  $x \geq 1$  apexes of  $e_m$ , which are vertices of class 3, at the points  $b_{j+1}, \dots, b_{j+x}$ , so that the only non-trivial side edge  $e_{m+x}$  of  $e_m$ , if any, is incident to the apex drawn at  $b_{j+x}$ . Draw the side edges of  $e_m$  as straight-line segments. After this step,  $\Gamma_H$  is a planar straight-line drawing of an  $(m+x)$ -vertex subgraph  $H_{m+x}$  of  $H$  satisfying the invariant; in particular, at most one side edge  $e_{m+x}$  of  $e_m$  is non-trivial in  $H$ , given that  $H$  is a linear 2-tree; this implies property (ii).

Eventually, the algorithm constructs a planar straight-line drawing  $\Gamma_H$  of  $H$ . By construction, the vertices  $v_1$  and  $v_2$  are placed at  $a_1$  and  $a_2$ , respectively, hence  $\Gamma_H$  satisfies property (L1). Further, the vertices of  $H$  different from  $v_1$  and  $v_2$  are placed at the points  $b_1, b_2, \dots, b_n, c_2, c_3, \dots, c_n, d_2, d_3, \dots, d_n$ , which are inside  $a_1a_2a_3$ , by construction, hence  $\Gamma_H$  satisfies property (L2). Finally, we prove that  $\Gamma_H$  satisfies property (L3). Consider any edge of class 1-3, which is represented by a straight-line segment  $c_kb_j$ . By the triangular inequality we have  $||\overline{c_kb_j}|| \geq ||\overline{aa_1}|| - ||\overline{a_1c_k}|| - ||\overline{ab_j}|| \geq \ell_{1-3} + \epsilon - \frac{2\epsilon}{3} > \ell_{1-3}$ . It can be analogously proved that any edge of class 2-3 has length larger than  $\ell_{2-3}$  and that any edge of class 1-2 has length larger than  $\ell_{1-2}$  in  $\Gamma_H$ .

We now deal with general 2-trees. Let  $G$  be a 2-tree and let  $v_1v_2$  be its root. Consider any subgraph  $H$  of  $G$  that is a linear 2-tree and that has  $v_1v_2$  as its root. For any edge  $uv$  of  $H$  we define an  $H$ -component  $G_{uv}$  of  $G$  as follows. Remove from  $G$  the vertices of  $H$  and their incident edges; this splits  $G$  into several connected components and we let  $G_{uv}$  be the 2-tree which is the subgraph of  $G$  induced by  $u$ , by  $v$ , and by the vertex sets of the connected components containing a vertex adjacent to both  $u$  and  $v$ . See Figure 7(a). The edge  $uv$  is the root of  $G_{uv}$ . An  $H$ -component of  $G$  is of class 1-2, 1-3, or 2-3 if its root is of class 1-2, 1-3, or 2-3, respectively.

For technical reasons, we let  $n$  be the number of vertices of  $G$  minus one. The plan is: (1) to find a subgraph  $H$  of  $G$  that is a linear 2-tree, that has  $v_1v_2$  as its root, and such that every  $H$ -component of  $G$  has “few” internal vertices; (2) to construct a planar straight-line drawing  $\Gamma_H$  of  $H$  by means of the algorithm L2T-drawer; and (3) to recursively draw each  $H$ -component independently, plugging such drawings into  $\Gamma_H$ , thus obtaining a drawing of  $G$ . We start with the following lemma, which draws inspiration from a technique for decomposing ordered binary trees proposed by Chan [3].

**Lemma 5.** *There exists a subgraph  $H$  of  $G$  that is a linear 2-tree, that has  $v_1v_2$  as its root, and that satisfies the following property. Let  $x$ ,  $y$ , and  $z$  be the maximum number of vertices of an  $H$ -component of  $G$  of class 1-3, 2-3, and 1-2, respectively, minus one. Then  $z \leq \frac{n}{2}$ ; further (i)  $x \leq \frac{n}{2}$  and  $y \leq \frac{n-x}{2}$ , or (ii)  $y \leq \frac{n}{2}$  and  $x \leq \frac{n-y}{2}$ , or (iii)  $x + y \leq \frac{2n}{3}$ .*

**Proof:** We show an algorithm to find the required subgraph  $H$  of  $G$ . We are going to define a sequence  $H_0, H_1, \dots$  of subgraphs of  $G$ ; the desired graph  $H$  is the last graph in this sequence. Together with the sequence  $H_0, H_1, \dots$ , we are also going to define a sequence of *designated edges*  $e_0, e_1, \dots$ . This is done so to maintain the following invariants. First, for  $i = 0, 1, \dots$ , the designated edge  $e_i$ , the apexes of  $e_i$ , and the side edges of  $e_i$  all belong to  $H_i$ . Second, no apex of a side edge of  $e_i$  belongs to  $H_i$ . The sequences  $H_0, H_1, \dots$  and  $e_0, e_1, \dots$  are initialized by defining  $e_0 = v_1v_2$  and by defining  $H_0$  as the graph consisting of  $e_0$ , as well as of the apexes and the side edges of  $e_0$ . Note that the invariants are satisfied by the definition of  $H_0$  and  $e_0$ .

Now assume that, for some integer  $i \geq 0$ , sequences  $H_0, H_1, \dots, H_i$  and  $e_0, e_1, \dots, e_i$  have been defined, so that the invariants are satisfied. Two cases are possible. If the designated edge  $e_i$  has no side edges, then  $H$  coincides with  $H_i$ . Otherwise, the designated edge  $e_i$  has side edges. Then a side edge of  $e_i$  is chosen as the new designated edge  $e_{i+1}$  and  $H_{i+1}$  is obtained by adding all the apexes and side edges of  $e_{i+1}$  to  $H_i$ . The rule to determine which side edge of  $e_i$  is the new designated edge  $e_{i+1}$  is the following. Let  $K_{i+1}$  be the  $H_i$ -component of  $G$  whose root is a side edge of  $e_i$  and whose number of vertices is maximum (ties are broken arbitrarily); then  $e_{i+1}$  is the root of  $K_{i+1}$ .

It remains to prove that  $H$  satisfies the requirements of the lemma. Note that  $H$  has  $v_1v_2$  as its root, by construction. Further, the invariant that no apex of a side edge of  $e_i$  belongs to  $H_i$  ensures that  $H$  is a linear 2-tree.

In order to complete the proof we exploit the following properties.

- (P1) No designated edge  $e_i$  is the root of an  $H$ -component of  $G$ .
- (P2) The root of any  $H$ -component of  $G$  is the side edge of a designated edge  $e_i$ .

Both properties are trivially satisfied by  $H_0$  and are easily shown to be satisfied by  $H_{i+1}$  given that they are satisfied by  $H_i$ .

We now prove that every  $H$ -component of  $G$  has at most  $\frac{n}{2} + 1$  vertices; refer to Figures 8(a) and 8(b). Suppose, for a contradiction, that there exists an  $H$ -component  $L$  of  $G$  that has more than  $\frac{n}{2} + 1$  vertices, hence it has more than

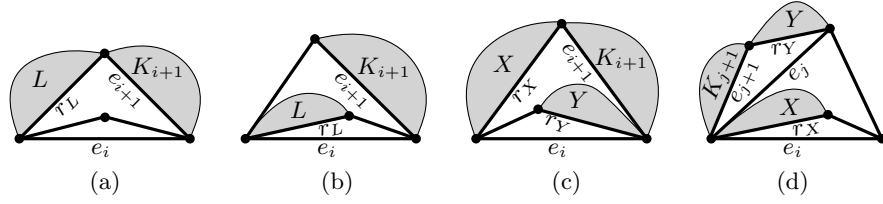


Fig. 8: Illustrations for the proof of Lemma 5. (a)-(b) Every  $H$ -component of  $G$  has at most  $\frac{n}{2} + 1$  vertices; in (a)  $r_L$  and  $e_{i+1}$  share a vertex, while in (b) they do not. (c) If  $r_X$  and  $r_Y$  are side edges for the same edge  $e_i$ , then  $x + y \leq \frac{2n}{3}$ . (d) If  $r_X$  and  $r_Y$  are side edges for  $e_i$  and  $e_j$  with  $i < j$ , then  $x \leq \frac{n}{2}$  and  $y \leq \frac{n-x}{2}$ .

$\frac{n}{2} - 1$  internal vertices. By (P2) the root  $r_L$  of  $L$  is a side edge of a designated edge  $e_i$ . By (P1) we have  $e_{i+1} \neq r_L$ . By construction, the  $H_i$ -component  $K_{i+1}$  of  $G$  whose root is  $e_{i+1}$  has a number of (internal) vertices which is larger than or equal to the number of (internal) vertices of  $L$ . Since  $L$  and  $K_{i+1}$  do not share internal vertices, it follows that  $L$  and  $K_{i+1}$  have a total of more than  $n - 2$  internal vertices; these are also internal vertices of  $G$ . Further, by (P1) we have  $e_0 \neq r_L$ , hence at least one end-vertex of  $r_L$  is an internal vertex of  $G$ . It follows that  $G$  has more than  $n - 1$  internal vertices, whereas it has exactly  $n - 1$  internal vertices, by the definition of  $n$ . This contradiction proves that every  $H$ -component of  $G$  has at most  $\frac{n}{2} + 1$  vertices; this implies that  $x, y, z \leq \frac{n}{2}$ .

Next, consider any  $H$ -component  $X$  of class 1-3 that has  $x + 1$  vertices, hence  $x - 1$  internal vertices. Further, consider any  $H$ -component  $Y$  of class 2-3 that has  $y + 1$  vertices, hence  $y - 1$  internal vertices. By (P2) the roots  $r_X$  and  $r_Y$  of  $X$  and  $Y$  are side edges of two designated edges  $e_i$  and  $e_j$ , respectively. We distinguish three cases, based on whether  $i = j$ ,  $i < j$ , or  $i > j$ .

- Suppose first that  $i = j$ ; we prove that  $x + y \leq \frac{2n}{3}$ ; refer to Figure 8(c). Suppose, for a contradiction, that  $x + y > \frac{2n}{3}$ , hence  $\max\{x, y\} > \frac{n}{3}$ . By (P1) we have  $e_{i+1} \neq r_X, r_Y$ . By construction, the  $H_i$ -component  $K_{i+1}$  of  $G$  whose root is  $e_{i+1}$  has a number of (internal) vertices which is larger than or equal to the number of (internal) vertices of  $X$  and  $Y$ . Since  $X$ ,  $Y$ , and  $K_{i+1}$  do not share internal vertices, it follows that  $X$ ,  $Y$ , and  $K_{i+1}$  have a total of at least  $(x - 1) + (y - 1) + (\max\{x, y\} - 1) > n - 3$  internal vertices; these are also internal vertices of  $G$ . By (P1) and  $i \geq 0$ , we have  $e_0 \neq r_X, r_Y, e_{i+1}$ ; since any apex of  $e_i$  is incident to two side edges of  $e_i$ , it follows that the end-vertices of  $r_X$ ,  $r_Y$ , and  $e_{i+1}$  include at least two distinct internal vertices of  $G$ . Hence,  $G$  has more than  $n - 1$  internal vertices, whereas it has exactly  $n - 1$  internal vertices, by the definition of  $n$ . This contradiction proves that  $x + y \leq \frac{2n}{3}$ .
- Suppose next that  $i < j$ ; we prove that  $x \leq \frac{n}{2}$  and  $y \leq \frac{n-x}{2}$ ; refer to Figure 8(d). Recall that  $x \leq \frac{n}{2}$  has been proved already. Suppose, for a contradiction, that  $y > \frac{n-x}{2}$ . By (P1) we have  $e_{j+1} \neq r_Y$ . By construction, the  $H_j$ -component  $K_{j+1}$  of  $G$  whose root is  $e_{j+1}$  has a number of (internal) vertices which is larger than or equal to the number of (internal) vertices of  $Y$ .

Since  $X$ ,  $Y$ , and  $K_{i+1}$  do not share internal vertices, it follows that  $X$ ,  $Y$ , and  $K_{i+1}$  have a total of at least  $(x-1)+(y-1)+(y-1) > (x-1)+n-x-2 = n-3$  internal vertices; these are also internal vertices of  $G$ . Further,  $G$  contains at least two more internal vertices, namely the apexes of  $e_i$  and  $e_j$  incident to  $r_X$  and  $r_Y$ , respectively. It follows that  $G$  has more than  $n-1$  internal vertices, whereas it has exactly  $n-1$  internal vertices. This contradiction proves that  $y \leq \frac{n-x}{2}$ .

- If  $i > j$ , it can be analogously proved that  $y \leq \frac{n}{2}$  and  $x \leq \frac{n-y}{2}$ .

This concludes the proof of the lemma.  $\square$

We now show an algorithm to construct a planar straight-line drawing  $\Gamma$  of  $G$ . Let  $f(n) = n^{\log_2 \phi}$ , where  $\phi = \frac{1+\sqrt{5}}{2}$ . The algorithm receives in input a triangle  $a_1a_2a_3$ , whose hypotenuse  $\overline{a_1a_2}$  is such that  $\|\overline{a_1a_2}\| \geq f(n)$ , and constructs a planar straight-line drawing  $\Gamma$  of  $G$  satisfying the following properties: (T0) the length of every edge is at least 1 and at most  $\|\overline{a_1a_2}\|$ ; (T1) for  $i = 1, 2$ , the vertex  $v_i$  lies at  $a_i$ ; and (T2) every internal vertex of  $G$  lies inside  $a_1a_2a_3$ .

If  $n = 1$ , that is,  $G$  coincides with the edge  $v_1v_2$ , then  $\Gamma$  is the straight-line segment  $\overline{a_1a_2}$ . Then property (T1) is trivially satisfied, property (T2) is vacuous, and property (T0) is satisfied since  $\|\overline{a_1a_2}\| \geq n^{\log_2 \phi} = 1$ .

Assume next that  $n > 1$  and refer to Figure 7(b). Let  $H$  be a subgraph of  $G$  satisfying the properties of Lemma 5; in particular (i)  $x \leq \frac{n}{2}$  and  $y \leq \frac{n-x}{2}$ , or (ii)  $y \leq \frac{n}{2}$  and  $x \leq \frac{n-y}{2}$ , or (iii)  $x+y \leq \frac{2n}{3}$ , where  $x$  and  $y$  are the maximum number of vertices of an  $H$ -component of  $G$  of class 1-3 and 2-3, respectively, minus one. We construct a planar straight-line drawing  $\Gamma_H$  of  $H$  by applying the algorithm L2T drawer with input the triangle  $a_1a_2a_3$  and the real values  $\ell_{1-3} = f(x)$ ,  $\ell_{2-3} = f(y)$ , and  $\ell_{1-2} = f(z)$ ; note that  $\ell_{1-2} = f(z) < f(n) \leq \|\overline{a_1a_2}\|$ , given that  $z < n$ ; we will prove later that the function  $f(n)$  satisfies  $f(n) \geq f(x) + f(y)$ , which implies that  $\|\overline{a_1a_2}\| \geq \ell_{1-3} + \ell_{2-3}$ .

Let  $G_1, \dots, G_k$  be the  $H$ -components of  $G$ ; for  $i = 1, \dots, k$ , let  $u_i v_i$  be the root of  $G_i$ . Note that  $u_i v_i$  is an edge of  $H$ , hence it is represented by a straight-line segment  $\overline{u_i v_i}$  in  $\Gamma_H$ . For  $i = 1, \dots, k$ , let  $w_i$  be a point such that the triangle  $\Delta_i = u_i v_i w_i$  lies inside  $a_1a_2a_3$ , does not intersect  $\Gamma_H$  other than at  $\overline{u_i v_i}$ , and does not intersect any distinct triangle  $\Delta_j$ , except at common vertices. Since  $\Gamma_H$  is planar, choosing  $w_i$  sufficiently close to  $\overline{u_i v_i}$  suffices to accomplish these objectives. For  $i = 1, \dots, k$ , we recursively draw  $G_i$  so that  $u_i$  and  $v_i$  lie at the same points as in  $\Gamma_H$  and so that every internal vertex of  $G_i$  lies inside  $\Delta_i$ . This concludes the construction of a planar straight-line drawing  $\Gamma$  of  $G$ .

We prove that  $\Gamma$  satisfies properties (T0)–(T2). Property (T1) is satisfied since  $\Gamma_H$  satisfies property (L1); further, property (T2) is satisfied since  $\Gamma_H$  satisfies property (L2), since the internal vertices of  $G_i$  lie inside the triangle  $\Delta_i$ , and since  $\Delta_i$  lies inside  $a_1a_2a_3$ , by construction. We now deal with property (T0). The length of every edge of  $H$  in  $\Gamma$  is at least  $\min\{f(x), f(y), f(z)\}$  by property (L3) of  $\Gamma_H$ ; further,  $f(x) = x^{\log_2 \phi} \geq 1$ ,  $f(y) = y^{\log_2 \phi} \geq 1$ , and  $f(z) = z^{\log_2 \phi} \geq 1$ , given that  $x, y, z \geq 1$ . The length of every edge of  $H$  in  $\Gamma$  is at most  $\|\overline{a_1a_2}\|$ , given that every vertex of  $H$  lies inside or on the boundary of  $a_1a_2a_3$ , by properties (L1) and (L2) of  $\Gamma_H$ , and given that  $\overline{a_1a_2}$  is the hy-

potenuse of  $a_1a_2a_3$ . The length of every edge of  $G$  not in  $H$  is at least 1 and at most  $\|\overline{a_1a_2}\|$  by induction and since every triangle  $\Delta_i$  lies inside  $a_1a_2a_3$ .

We now prove that  $f(n) \geq f(x) + f(y)$ . In the case in which (i)  $x \leq \frac{n}{2}$  and  $y \leq \frac{n-x}{2}$ , or (ii)  $y \leq \frac{n}{2}$  and  $x \leq \frac{n-y}{2}$ , the inequality  $f(n) \geq f(x) + f(y)$  has been already proved by Chan [3]. Assume hence that (iii)  $x + y \leq \frac{2n}{3}$ .

We make use of Hölder's inequality, which states that, for every real  $p, q > 1$  with  $\frac{1}{p} + \frac{1}{q} = 1$  and every vectors  $(r_1, r_2, \dots, r_k), (s_1, s_2, \dots, s_k) \in \mathbb{R}^k$ , it holds true that  $\sum_{i=1}^k r_i s_i \leq (\sum_{i=1}^k r_i^p)^{\frac{1}{p}} (\sum_{i=1}^k s_i^q)^{\frac{1}{q}}$ .

By employing the values  $\frac{1}{p} = \log_2 \phi$ ,  $\frac{1}{q} = 1 - \log_2 \phi$ ,  $r_1 = x^{\log_2 \phi}$ ,  $r_2 = y^{\log_2 \phi}$ , and  $s_1 = s_2 = 1$ , we get  $f(x) + f(y) = x^{\log_2 \phi} + y^{\log_2 \phi} \leq (x + y)^{\log_2 \phi} \cdot 2^{(1 - \log_2 \phi)} \leq (\frac{2n}{3})^{\log_2 \phi} \cdot \frac{2}{2^{\log_2 \phi}} = \frac{2}{3^{\log_2 \phi}} n^{\log_2 \phi} < 0.933 \cdot n^{\log_2 \phi} < n^{\log_2 \phi} = f(n)$ .

Applying the described algorithm with a triangle  $a_1a_2a_3$  whose hypotenuse has length  $\|\overline{a_1a_2}\| = f(n)$  results in a planar straight-line drawing of  $G$  with edge-length ratio at most  $f(n) = n^{\log_2 \phi}$ . This concludes the proof of Theorem 3.

We remark that  $f(n) = n^{\log_2 \phi}$  is the smallest possible function when using the decomposition of Lemma 5, as an example in which  $x = \frac{n}{2}$  and  $y = \frac{n}{4}$  shows.

We also remark that a graph has treewidth at most 2 if and only if it is a subgraph of a 2-tree; hence, Lemma 1 and Theorem 3 imply the following.

**Corollary 1.** *Every graph with treewidth at most 2 has planar edge-length ratio in  $O(n^{\log_2 \phi}) \subseteq O(n^{0.695})$ , where  $\phi = \frac{1+\sqrt{5}}{2}$  is the golden ratio.*

The bound on the treewidth in the above result is the best possible, as the proof of Theorem 1 shows that an  $n$ -vertex planar graph with treewidth 3 might have planar edge-length ratio in  $\Omega(n)$ . Observe that graphs with treewidth 1, i.e., trees, have planar edge-length ratio equal to 1.

### 4.3 Bipartite Planar Graphs

In this section we deal with bipartite planar graphs, which we prove to have planar edge-length ratio arbitrarily close to 1.

**Theorem 4.** *For every  $\epsilon > 0$ , every  $n$ -vertex bipartite planar graph has planar edge-length ratio smaller than  $1 + \epsilon$ .*

**Proof:** First, it suffices to prove the statement for *maximal* bipartite planar graphs. This follows by Lemma 1 and by the fact that any non-maximal bipartite planar graph can be augmented to maximal by adding edges to it.

Second, Brinkmann et al. [1] proved that every  $n$ -vertex maximal bipartite plane graph  $G$  is either a 4-cycle embedded in the plane, or can be obtained from an  $(n - 1)$ -vertex maximal bipartite plane graph  $G'$  by applying either the operation  $P_0$  shown in Figure 9(a), in which a path  $uxw$  is inserted in a face  $f$  of  $G'$  delimited by a 4-cycle  $uvwz$ , or the operation  $P_1$  shown in Figure 9(b), in which a path  $uvw$  of  $G'$  is transformed into a 4-cycle  $uvwz$ .

We now prove that, for every  $\epsilon > 0$ , any  $n$ -vertex maximal bipartite plane graph  $G$  admits a planar straight-line drawing  $\Gamma$  in which every edge has length larger than 1 and smaller than  $1 + \epsilon$ . The proof is by induction on  $n$ . If  $n = 4$ ,

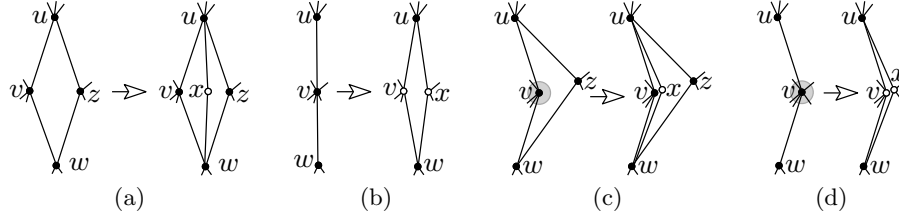


Fig. 9: (a) The operation  $P_0$ . (b) The operation  $P_1$ . (c) and (d) show how to transform a drawing  $\Gamma'$  of  $G'$  into a drawing  $\Gamma$  of  $G$  by applying the operations  $P_0$  or  $P_1$ , respectively. The gray disk is  $D$ .

then  $G$  is a 4-cycle embedded in the plane, and the desired drawing  $\Gamma$  of  $G$  is any square with side length equal to  $1 + \delta$ , with  $0 < \delta < \epsilon$ .

If  $n > 4$ , then let  $G'$  be an  $(n - 1)$ -vertex maximal bipartite plane graph such that  $G$  can be obtained from  $G'$  by applying either the operation  $P_0$  or the operation  $P_1$ . Fix any  $\delta$  such that  $0 < \delta < \epsilon$ ; inductively construct a planar straight-line drawing  $\Gamma'$  of  $G'$  in which every edge has length larger than 1 and smaller than  $1 + \delta$ . Let  $\ell_1 = \min_e \{\ell_{\Gamma'}(e) - 1\}$ ,  $\ell_2 = \min_e \{1 + \epsilon - \ell_{\Gamma'}(e)\}$ , and  $\ell = \min\{\ell_1, \ell_2\}$ . Let  $D$  be a disk with radius  $\ell$  centered at  $v$  in  $\Gamma'$ .

Both the operations  $P_0$  and  $P_1$  correspond to the *expansion* of a vertex  $v$  into an edge  $vx$ , followed by the removal of such an edge. Hence, it follows from standard continuity arguments that a planar straight-line drawing  $\Gamma$  of  $G$  can be obtained from  $\Gamma'$  by suitably replacing the vertex  $v$  with the edge  $vx$ , so that the position of  $v$  in  $\Gamma$  is the same as in  $\Gamma'$ , and so that  $x$  is arbitrarily close to  $v$  in  $\Gamma$ ; see, e.g., the proof of Fáry's theorem [7].

Thus, both if the operation  $P_0$  or if the operation  $P_1$  transform  $G'$  into  $G$ , we can obtain a planar straight-line drawing  $\Gamma$  of  $G$  in which every vertex other than  $x$  is at the same position as in  $\Gamma'$ , and in which  $x$  is inside the disk  $D$ ; see Figures 9(c) and 9(d). Note that, for every edge  $e$  of  $G$  that is not incident to  $x$ , we have  $1 < \ell_{\Gamma}(e) < 1 + \epsilon$ , given that  $1 < \ell_{\Gamma'}(e) < 1 + \delta$ . Further, consider any edge  $e = tx$  of  $G$  and note that  $e' = tv$  is an edge of  $G'$ . By the triangular inequality we have  $\|\overline{tx}\| < \|\overline{tv}\| + \|\overline{vx}\| < \ell_{\Gamma'}(e') + \ell \leq \ell_{\Gamma'}(e') + (1 + \epsilon - \ell_{\Gamma'}(e')) = 1 + \epsilon$ , and  $\|\overline{tx}\| > \|\overline{tv}\| - \|\overline{vx}\| > \ell_{\Gamma'}(e') - \ell \geq \ell_{\Gamma'}(e') - (\ell_{\Gamma'}(e') - 1) = 1$ . This concludes the induction and hence the proof of the theorem.  $\square$

Note that the bound in Theorem 4 is the best possible, as there exist bipartite planar graphs (for example any complete bipartite graph  $K_{2,m}$  with  $m \geq 3$ ) that admit no planar straight-line drawing with edge-length ratio equal to 1.

## 5 Conclusions and Open Problems

In this paper we have proved that there exist  $n$ -vertex planar graphs whose planar edge-length ratio is in  $\Omega(n)$ ; that is, in any planar straight-line drawing of one of such graphs, the ratio between the length of the longest edge and the length of the shortest edge is in  $\Omega(n)$ . Further, we have proved upper bounds for

the planar edge-length ratio of several graph classes, most notably an  $O(n^{0.695})$  upper bound for the planar edge-length ratio of 2-trees.

Several problems remain open; we mention some of them. First, what is the asymptotic behavior of the planar edge-length ratio of 2-trees? In particular, we wonder whether our geometric construction can lead to a better upper bound if coupled with a decomposition technique better than the one in Lemma 5. Second, is the planar edge-length ratio of cubic planar graphs sub-linear? The proof of Theorem 1 shows that this question has a negative answer when extended to all bounded-degree planar graphs. Finally, is the planar edge-length ratio of  $k$ -outerplanar graphs bounded by some function of  $k$ ? The results from [10] show that this is indeed the case for  $k = 1$ .

## References

1. Brinkmann, G., Greenberg, S., Greenhill, C.S., McKay, B.D., Thomas, R., Wollan, P.: Generation of simple quadrangulations of the sphere. *Discrete Mathematics* 305(1-3), 33–54 (2005)
2. Cabello, S., Demaine, E.D., Rote, G.: Planar embeddings of graphs with specified edge lengths. *J. Graph Algorithms Appl.* 11(1), 259–276 (2007)
3. Chan, T.M.: A near-linear area bound for drawing binary trees. *Algorithmica* 34(1), 1–13 (2002)
4. de Fraysseix, H., Pach, J., Pollack, R.: How to draw a planar graph on a grid. *Combinatorica* 10(1), 41–51 (1990)
5. Di Battista, G., Eades, P., Tamassia, R., Tollis, I.G.: *Graph Drawing: Algorithms for the Visualization of Graphs*. Prentice-Hall (1999)
6. Eades, P., Wormald, N.C.: Fixed edge-length graph drawing is NP-hard. *Discrete Applied Mathematics* 28(2), 111–134 (1990)
7. Fáry, I.: On straight line representations of planar graphs. *Acta Sci. Math. (Szeged)* 11, 229–233 (1948)
8. Frati, F.: Lower bounds on the area requirements of series-parallel graphs. *Discrete Mathematics & Theoretical Computer Science* 12(5), 139–174 (2010)
9. Lazard, S., Lenhart, W., Liotta, G.: On the edge-length ratio of outerplanar graphs. In: Frati, F., Ma, K. (eds.) *25th International Symposium on Graph Drawing and Network Visualization (GD 2017)*. LNCS, vol. 10692, pp. 17–23. Springer (2017)
10. Lazard, S., Lenhart, W.J., Liotta, G.: On the edge-length ratio of outerplanar graphs. *Theor. Comput. Sci.* 770, 88–94 (2019)
11. Mondal, D., Nishat, R.I., Rahman, M.S., Alam, M.J.: Minimum-area drawings of plane 3-trees. *J. Graph Algorithms Appl.* 15(2), 177–204 (2011)
12. Schnyder, W.: Embedding planar graphs on the grid. In: Johnson, D.S. (ed.) *ACM-SIAM Symposium on Discrete Algorithms (SODA '90)*. pp. 138–148 (1990)