

Annihilation of magnetic domain walls induced spin wave burst intertwined with spin pumping: A multiscale time-dependent-quantum-transport/classical-micromagnetics approach

Marko D. Petrović,¹ Petr Plecháč,¹ and Branislav K. Nikolić^{2, *}

¹*Department of Mathematical Sciences, University of Delaware, Newark, DE 19716, USA*

²*Department of Physics and Astronomy, University of Delaware, Newark, DE 19716, USA*

Motivated by recent experiments [S. Woo *et al.*, Nat. Phys. **13**, 448 (2017)] on magnetic-field-driven annihilation of two magnetic domain walls (DWs) and the ensuing burst of spin waves (SWs) of very short wavelengths, we predict that the same process is accompanied also by pumping of electronic spin current whose time-dependence encodes information about the moment of the burst. The pumping occurs in the absence of any bias voltage and it is, therefore, due to time-dependent fields introduced into the quantum Hamiltonian of conduction electrons by the classical dynamics of localized magnetic moments comprising the domains. The pumped currents carry spin-polarized electrons which, in turn, exert spin-transfer torque on localized magnetic moments, so that the whole process cannot be captured by standard classical micromagnetic simulations. Instead, we employ recently developed [M. D. Petrović *et al.*, Phys. Rev. Applied **10**, 054038 (2018)] quantum-transport/classical-micromagnetics approach, combining time-dependent electronic nonequilibrium Green functions with the Landau-Lifshitz-Gilbert equation, to simulate intertwined dynamics of localized magnetic moments and pumped currents. These currents effectively generate time-retarded damping which affects the SW spectrum, and they will contribute to torque on a remote stationary DW or to the inverse spin Hall effect voltage that were attributed solely to SWs in the experiments.

The control of domain wall (DW) motion [1, 2] within magnetic nanowires by magnetic field or current pulses is both a fundamental problem for nonequilibrium quantum many-body physics and a building block of envisaged applications in digital memories [3], logic [4] and artificial neural networks [5]. Since in such devices DWs will be closely packed, understanding interaction between them is a problem of great interest [6]. For example, head-to-head or tail-to-tail DWs—illustrated as the left (L) or right (R) noncollinear texture of localized magnetic moments, respectively, in Fig. 1—behave as free magnetic monopoles carrying topological charge [7]. The topological charge (or winding number) $Q \equiv -\frac{1}{\pi} \int dx \partial_x \phi$, associated with winding of localized magnetic moments as they interpolate between two uniform ground with $\phi = 0$ or $\phi = \pi$, is opposite for adjacent DWs, such as $Q_L = -1$ and $Q_R = +1$ for DWs in Fig. 1. Thus, long-range attractive interaction between DWs can lead to their *annihilation*, resulting in the ground state without any DWs [8–11] (short-range repulsive interaction can also suppress annihilation [6]), while conserving the total topological charge. The nonequilibrium dynamics generated by annihilation of topological solitons, such as DWs or other nonlinear excitations protected by their nontrivial topology, is also of great interest in diverse subfields of physics ranging from cosmology and string theory to superfluids and Bose-Einstein condensates [12].

The recent experiments [13] have monitored annihilation of two DWs within a magnetic nanowire by observing intense burst of spin waves (SWs) at the moment of annihilation. Thus generated large-amplitude SWs are dominated by exchange, rather than dipolar, interaction between magnetic moments and are, therefore, of

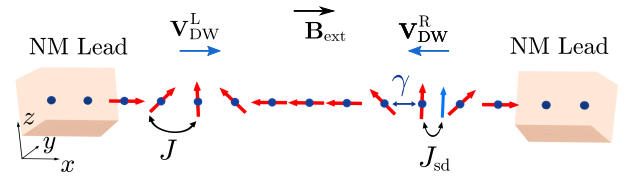


FIG. 1. Schematic view of a conducting magnetic nanowire modeled as a 1D tight-binding chain whose sites also host classical localized magnetic moments (red arrows). The nanowire is attached to two NM leads terminating into the macroscopic reservoirs kept at the same chemical potential. The two DWs within the nanowire carry opposite topological charge [7], $Q_L = -1$ for the left one and $Q_R = +1$ for the right one. The DWs are colliding with opposite velocities \mathbf{V}_{DW}^L and \mathbf{V}_{DW}^R , and eventually annihilating, upon application of an external magnetic field \mathbf{B}_{ext} parallel to the nanowire, thereby mimicking the setup of the experiments in Ref. [13].

short wavelength. The short wavelength SWs are crucial for scalability of magnonics-based technologies [14, 15], like signal transmission or memory-in-logic and logic-in-memory low-power digital computing architectures, but are difficult to excite by other means due to the requirement for high external magnetic fields [16, 17].

The computational simulations of DW annihilation [8, 9, 13], together with theoretical analysis of generic features of such a phenomenon [10], have been based *exclusively* on classical micromagnetics where one solves a system of coupled Landau-Lifshitz-Gilbert (LLG) equations [18] for the dynamics of localized magnetic moments viewed as classical vectors of fixed length. On the other hand, the dynamics of localized magnetic moments comprising two DWs also generates time-dependent fields ex-

perienced by the surrounding conduction electrons within the magnetic nanowire, which can lead to pumping of electronic spin currents [19, 20] (as well as pumping of charge currents if the left-right symmetry of the device is broken [21, 22]) in the absence of any externally applied bias voltage. The spin-polarized electrons carried by such currents will exert spin-transfer torque (STT) on the localized magnetic moments. This can effectively introduce time-retarded damping with a memory kernel [23] into the LLG equation due to the fact that electron spin can never follow instantaneously change in the orientation of the localized magnetic moments [24]. Such complicated self-consistent problem cannot be captured by the standard classical micromagnetics [18] where quantum dynamics of electron is not modeled at all, while torque and damping terms [25, 26] in the LLG equation are introduced phenomenologically with their magnitude specified by the parameters which *do not vary* in time or space [27]. Attempts to introduce phenomenologically time-retarded damping and, thereby, construct an extended LLG equation leads to many possible forms [28, 29] some of which can substantially affect the SW spectrum [28].

In this Letter, we analyze DW annihilation by employing recently developed [20, 23, 30] multiscale *quantum-transport/classical-micromagnetics* framework which combines time-dependent nonequilibrium Green function (TDNEGF) [31, 32] description of quantum dynamics of electrons with the LLG equation description of classical dynamics of localized magnetic moments. Such TDNEGF+LLG framework is microscopic and nonperturbative, once the Hamiltonians of quantum subsystem of conduction electrons and classical subsystem of localized magnetic moments are specified. We apply it to a setup depicted in Fig. 1 where two DWs reside at time $t = 0$ within one-dimensional (1D) magnetic nanowire attached to two normal metal (NM) leads, terminating into the macroscopic reservoirs *without* any bias voltage being applied between them.

The classical Hamiltonian for localized magnetic moments, described by unit vectors $\mathbf{M}_i(t)$ at each site i of 1D lattice, is chosen as

$$\begin{aligned} \mathcal{H} = & -J \sum_{\langle i,j \rangle} \mathbf{M}_i \cdot \mathbf{M}_j - J_{sd} \sum_i \langle \hat{\mathbf{S}}_i^{\text{neq}} \cdot \mathbf{M}_i - K \sum_i (M_i^x)^2 \\ & + D \sum_i (M_i^y)^2 - \mu_B \sum_i \mathbf{M}_i \cdot \mathbf{B}_{\text{ext}}, \end{aligned} \quad (1)$$

where $J = 0.001$ eV is the Heisenberg exchange coupling between neighboring magnetic moments and $J_{sd} = 0.1$ eV is the *s-d* exchange coupling between the localized magnetic moments and the nonequilibrium electronic spin density

$$\langle \hat{\mathbf{S}}_i^{\text{neq}}(t) \rangle = \frac{\hbar}{2} \text{Tr}_{\text{spin}} \{ [\rho_{\text{neq}}(t) - \rho_{\text{eq}}] \hat{\boldsymbol{\sigma}} \}. \quad (2)$$

Here $\hat{\boldsymbol{\sigma}} = (\hat{\sigma}_x, \hat{\sigma}_y, \hat{\sigma}_z)$ is the vector of the Pauli matrices and trace is performed in the spin space to obtain spin

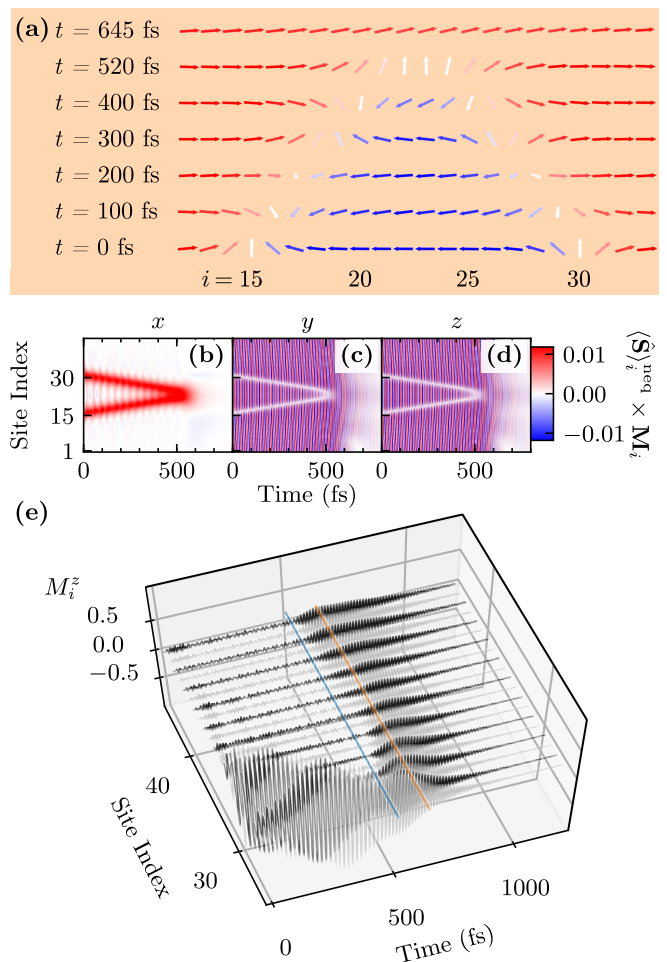


FIG. 2. TDNEGF+LLG computed: (a) sequence of snapshots of two DWs in the course of their collision and annihilation driven by the applied magnetic field \mathbf{B}_{ext} in the setup of Fig. 1; (b)–(d) spatio-temporal profiles of STT $\propto \langle \hat{\mathbf{S}}_i^{\text{neq}}(t) \times \mathbf{M}_i(t) \rangle$ on localized magnetic moments $\mathbf{M}_i(t)$; and (e) spatio-temporal profiles of the z -component of localized magnetic moments where blue and orange line mark spatial profiles at times $t = 520$ fs (when two DWs vanish) and $t = 645$ fs (when all localized magnetic moments become nearly parallel to the x -axis) from panel (a). The intrinsic Gilbert damping parameter is set to $\lambda = 0.01$ and the Fermi energy is $E_F = -1.95$ eV. A movie animating panels (a) and (e) is provided in the SM [36].

density at each site i . This quantity is obtained [20, 33] as quantum-statistical expectation value of the spin- $\frac{1}{2}$ operator using the time-dependent nonequilibrium density matrix, $\rho_{\text{neq}}(t)$, and the grand canonical density matrix in equilibrium, ρ_{eq} . The magnetic anisotropy along the x -axis is specified by $K = 0.001$ eV, and we confine two DWs strongly within the xz -plane by a demagnetizing field along the y -axis with $D = 0.1$ eV. The last term in Eq. (1) is Zeeman energy of interaction between localized magnetic moments and an external magnetic field $|\mathbf{B}_{\text{ext}}| = 30$ T (μ_B is Bohr magneton) which we intro-

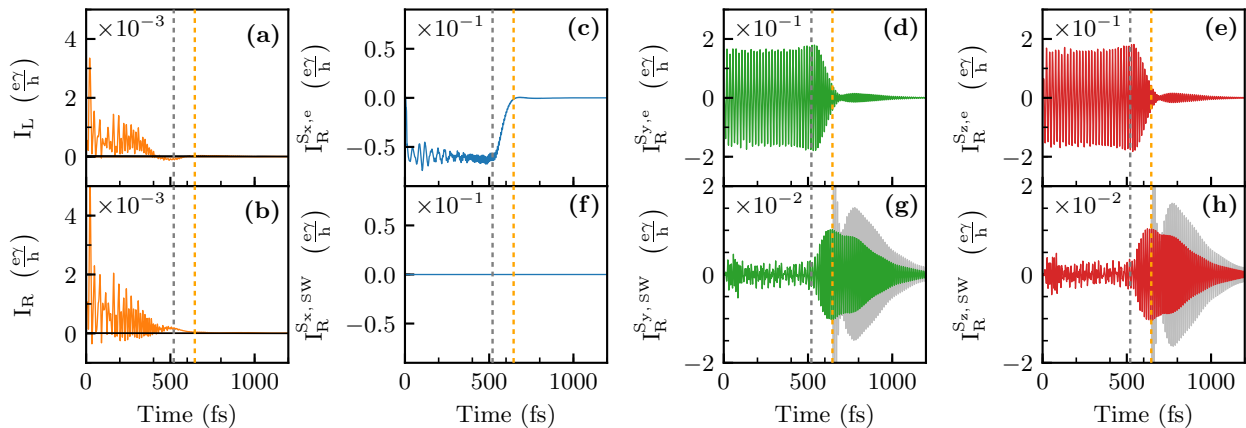


FIG. 3. TDNEGF+LLG computed time-dependence of: pumped electronic charge current in the (a) left and (b) right NM lead; and (c)–(e) components of the total electronic spin current pumped into the right NM lead during DW collision and annihilation. Panels (f)–(h) show SW-generated contribution to spin current in panels (c)–(e), respectively, after spin current carried by the SW from Fig. 2(e) is stopped at the magnetic-nanowire/nonmagnetic-NM-lead interface and converted (as observed experimentally [13, 38]) into electronic spin current in the right NM lead. Vertical dashed lines mark times $t = 520$ fs and $t = 645$ fs whose snapshots of localized magnetic moments are given in Fig. 2(a). Gray curves in panels (g) and (h) are the same as signal in panels (d) and (e) for times $t \geq 645$ fs, respectively, and shown for easy comparison. The intrinsic Gilbert damping parameter is set to $\lambda = 0.01$ and the Fermi energy is $E_F = -1.95$ eV.

duce parallel to the nanowire in Fig. 1 to drive the DW dynamics, as employed in the experiments of Ref. [13]. Note that the values of the parameters are not chosen to describe realistic system but, instead, enable us to complete DW annihilation on \sim ps time scale (in the experiments [13] DW annihilation occurs within ~ 2 ns), taking into account computational complexity of TDNEGF calculations [32]. The classical dynamics of $\mathbf{M}_i(t)$ is obtained by solving a system of coupled LLG equations

$$\frac{\partial \mathbf{M}_i}{\partial t} = -\frac{g}{1 + \lambda^2} [\mathbf{M}_i \times \mathbf{B}_{\text{eff}}^i + \lambda \mathbf{M}_i \times (\mathbf{M}_i \times \mathbf{B}_{\text{eff}}^i)], \quad (3)$$

using the Heun numerical scheme [18]. Here $\mathbf{B}_{\text{eff}}^i = -\frac{1}{\mu_M} \partial \mathcal{H} / \partial \mathbf{M}_i$ is the effective magnetic field (μ_M is the magnitude of localized magnetic moments); g is the gyromagnetic ratio; and the intrinsic Gilbert damping parameter λ arises due to the well-established mechanism [25, 26] combining spin-orbit coupling and electron-phonon interactions.

The conduction electron subsystem is modeled by a quantum Hamiltonian

$$\hat{H} = -\gamma \sum_{\langle ij \rangle} \hat{c}_i^\dagger \hat{c}_j - J_{sd} \sum_i \hat{c}_i^\dagger \boldsymbol{\sigma} \cdot \mathbf{M}_i(t) \hat{c}_i, \quad (4)$$

where first term is 1D tight-binding (TB) model and second term is s - d exchange coupling between conduction electrons and localized magnetic moments. Here $\hat{c}_i^\dagger = (\hat{c}_{i\uparrow}^\dagger, \hat{c}_{i\downarrow}^\dagger)$ is a row vector containing operators $\hat{c}_{i\sigma}^\dagger$ which create an electron of spin $\sigma = \uparrow, \downarrow$ at site i , and \hat{c}_i is a column vector that contains the corresponding annihilation operators. The magnetic nanowire in the

setup in Fig. 1 consists of 45 sites and it is attached to semi-infinite NM leads modeled by the first term alone in Eq. (4). The nearest-neighbor hopping is $\gamma = 1$ eV and the Fermi energy is set at $E_F = -1.95$ eV. The quantum dynamics of the electrons is described by solving a matrix integro-differential equation [34, 35]

$$i\hbar \frac{d\rho_{\text{neq}}}{dt} = [\mathbf{H}, \rho_{\text{neq}}] + i \sum_{p=L,R} [\mathbf{\Pi}_p(t) + \mathbf{\Pi}_p^\dagger(t)], \quad (5)$$

which can be viewed as the exact master equation for an open finite-size quantum system, described by \hat{H} and its matrix representation \mathbf{H} , that is attached (via semi-infinite NM leads) to macroscopic reservoirs. The matrices ρ_{neq} and $\mathbf{\Pi}_p$ are expressed in terms of TDNEGFs [31] and/or integrals over them, as elaborated in Refs. [34, 35]. The $\mathbf{\Pi}_p$ matrices yield directly charge, $I_p(t) = \frac{e}{\hbar} \text{Tr} [\mathbf{\Pi}_p(t)]$, and spin, $I_p^{S_\alpha}(t) = \frac{e}{\hbar} \text{Tr} [\hat{\sigma}_\alpha \mathbf{\Pi}_p(t)]$, currents flowing into the NM lead $p = L, R$.

In the TDNEGF+LLG framework [20, 23] we self-consistently combine quantum Eqs. (2) and (5) with classical Eq. (3) by first solving for $\langle \hat{\mathbf{S}}_i^{\text{neq}}(t) \rangle$ using Eq.(2), which is then fed into Eq. (3) to propagate localized magnetic moments $\mathbf{M}_i(t)$ in the next time step ($\delta t = 0.1$ fs step is used for numerical stability, and recently developed TDNEGF algorithms scaling linearly [32, 35] in the number of time steps are employed). These updated $\mathbf{M}_i(t)$ classical vectors are fed back into the quantum Hamiltonian of conduction electron subsystem in Eq. (4). Thus obtained time-dependences of $\mathbf{M}_i(t)$, $\langle \hat{\mathbf{S}}_i^{\text{neq}}(t) \rangle$, $I_p(t)$ and $I_p^{S_\alpha}(t)$ are *numerically exact*.

Figure 2(a) shows TDNEGF+LLG computed snapshots of localized magnetic moments $\mathbf{M}_i(t)$ for a sub-

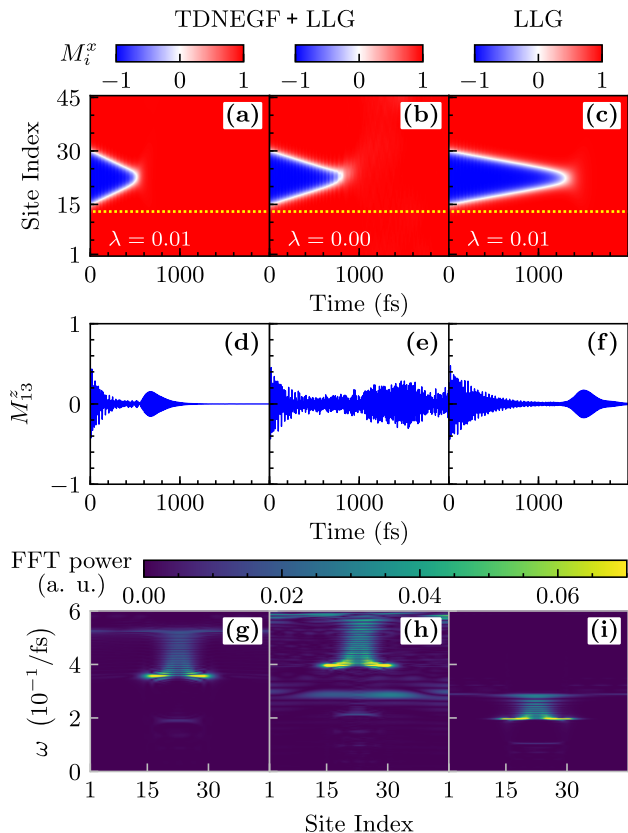


FIG. 4. (a)–(c) Spatio-temporal profiles of the x -component of localized magnetic moments $M_i^x(t)$. (d)–(f) Time dependence of the z -component $M_{13}^z(t)$ of a localized magnetic moment at site $i = 13$ [marked by horizontal dashed line in panels (a)–(c)]. (g)–(i) Frequency power spectra [15] obtained from FFT of $M_i^z(t)$ time-dependence over 0–2 ps time interval. The first and second column of panels is obtained from TDNEGF+LLG simulations with the intrinsic Gilbert damping $\lambda = 0.01$ or $\lambda \equiv 0$, respectively. The third column of panels is obtained from LLG equation, as in purely classical micromagnetics simulations of DW annihilation [8–10, 13], with the intrinsic Gilbert damping $\lambda = 0.01$.

set of sites $i = 12$ – 33 in the course of DW collision and annihilation at selected times. The corresponding complete spatio-temporal profiles are animated as a movie provided in the Supplemental Material (SM) [36]. In addition, Fig. 2(b)–(d) shows spatio-temporal profiles of $\text{STT} \propto \langle \hat{\mathbf{S}}_i^{\text{neq}}(t) \times \mathbf{M}_i(t) \rangle$ at all sites $i = 1$ – 45 . Such STT generated by TDNEGF calculations, which is absent in purely classical micromagnetics simulations, is due to moving electrons comprising spin and charge currents [Fig. 3] pumped by time-dependent fields $\mathbf{M}_i(t)$ entering into the second term of the quantum Hamiltonian of electronic subsystem in Eq. (4). The noncollinearity of $\langle \hat{\mathbf{S}}_i^{\text{neq}}(t) \rangle$ and $\mathbf{M}_i(t)$ required for nonzero STT originates from the fact that the motion of the classical localized magnetic moments affects the conduction electrons in a *retarded way*—it takes a finite time until the local con-

duction electron spin reacts to the dynamics of $\mathbf{M}_i(t)$, no matter how slow that dynamics is [24]. Thus, $\langle \hat{\mathbf{S}} \rangle$ is always behind the “adiabatic direction” set by $\mathbf{M}_i(t)$.

The snapshot at $t = 520$ fs in Fig. 2(a) shows two DWs vanishing because $M_i^x > 0$ at all sites i . The quantum transport signature of this process is the decay of pumped electronic charge current to zero, $I_{L,R}(t) \rightarrow 0$ [Figs. 3(a),(b)], as well as the decay of accompanying pumped spin currents [Figs. 3(c)–(e)]. In fact, $I_R^{S_x}(t) \rightarrow 0$ component becomes zero at $t = 645$ fs at which localized magnetic moments in Fig. 2(a) become nearly parallel to the x -axis while precessing around it. Such oscillations excited within the DW annihilation region in the center of magnetic nanowire propagate toward NM leads in the form of a traveling wave [Fig. 2(e) and movie in the SM [36]] as the signature of SW burst.

The total spin current in Fig. 2(c)–(e) has contributions from both electrons moved by time-dependent $\mathbf{M}_i(t)$ and SW hitting the magnetic-nanowire/nonmagnetic-NM-lead interface where SW spin current is stopped and “transmuted” [39] into electronic spin current flowing within the NM lead. Such “transmutation” is often employed experimentally for direct electrical detection of SWs, where electronic spin current on the NM side is converted into voltage via the inverse spin Hall effect [13, 38]. Within the TDNEGF+LLG picture, SW reaching the last localized magnetic moments of the magnetic nanowire, at sites $i = 1$ or $i = 45$ in our setup, initiates their dynamics whose coupling to electrons in the neighboring left and right NM leads, respectively, leads to pumping [19, 21] of electronic spin current into the NM leads.

In order to quantify electronic spin current due “transmutation” from SW burst, which we denote by $I_p^{S_\alpha, \text{SW}}$, we first record all trajectories $\mathbf{M}_i(t)$ from full TDNEGF+LLG calculations, and then feed them into pure TDNEGF calculations using the Hamiltonian in Eq. (4) but with only $\mathbf{M}_1(t)$ and $\mathbf{M}_{45}(t)$ being coupled to conduction electrons. The correctness of this procedure is confirmed in Fig. 3(f)–(h) where $I_R^{S_\alpha, \text{SW}}$ is either zero or negligible until SW burst is generated, while spin current [Fig. 3(c)–(e)] carrying electrons from the bulk of the nanowire into the NM leads remains large within the same time frame. Comparison of SW contribution with bulk electron contribution to pumped spin current [Fig. 3(g)–(h)] shows that they are of comparable magnitude, in contrast to classical micromagnetics interpretation of recent DW annihilation experiments [13] where detected spin current in the NM leads (with spin-orbit coupling to enable the inverse spin Hall effect) was attributed solely to SWs.

Finally, since STT [Fig. 2(b)–(d)] due to pumped spin current can effectively act as an additional Gilbert damping [23, 24] in the LLG equation, which can be an order of magnitude larger [20] than the intrinsic Gilbert damping [25, 26] as well as exhibit time-retardation described

by a memory kernel [23], we compare in Fig. 4 TD-NEGF+LLG calculated trajectories $\mathbf{M}_i(t)$ using nonzero [Fig. 4(a),(d)] vs. zero [Fig. 4(b),(e)] intrinsic Gilbert damping; as well as those vs. LLG calculated trajectories [Fig. 4(c),(f)]. The corresponding frequency power spectra [15] in Fig. 4(g)–(i) are obtained from FFT of $M_i^z(t)$ time-dependence. These comparisons reveal that additional *nonlocal-in-time* damping generated by time-retardation effects [24, 28, 29] in the full TDNEGF+LLG scheme [23] *cannot* be mimicked by simply adjusting the magnitude of standard *local-in-time* Gilbert damping term $\lambda \mathbf{M}_i(t) \times d\mathbf{M}_i(t)/dt$ [note Eq. (3) uses equivalent Landau-Lifshitz form of this term [18]]. This also means that naive attempts to compute the spin mixing conductance [11, 19], or more general differential damping tensor [37], associated with spin pumping from non-collinear magnetic textures and renormalize λ [37] by it cannot capture properly the time evolution of $\mathbf{M}_i(t)$ since Gilbert damping term remains local-in-time in these approaches. We note that memory kernel can be explicitly extracted [23] in terms of TDNEGF quantities only in the case of small J_{sd} and weak coupling to macroscopic reservoirs. Physically, it describes how nonequilibrium electrons mediate interaction of $\mathbf{M}_i(t)$ with the same localized magnetic moment at an earlier time $t' < t$.

In conclusion, using recently developed time-dependent-quantum-transport/classical-micromagnetics multiscale approach [20, 23], we demonstrate that magnetic-field-driven annihilation of two DWs emitting intense SW burst, as observed in recent experiments and modeled by standard classical micromagnetic [13], is necessarily accompanied by pumping of electronic spin currents [Fig. 3] whose time dependence changes dramatically at the moment of annihilation and SW burst generation [Fig. 2 and movie in the SM [36]]. Since pumped currents, which are outside of the scope of classical micromagnetics, carry spin-polarized electrons, they interact with localized magnetic moments by exerting STT [Fig. 2(b)–(d)] on them. This can effectively generate time-retarded damping with a memory kernel [23] which, in turn, can drastically modify the dynamics of localized magnetic moments and emitted SW spectrum [Fig. 4].

M. D. P. and P. P. were supported by ARO MURI Award No. W911NF-14-0247. B. K. N. was supported by NSF Grant No. ECCS 1922689. This work used the Extreme Science and Engineering Discovery Environment (XSEDE), which is supported by NSF grant No. ACI-1548562.

* bnikolic@udel.edu

[1] G. Tatara, H. Kohno, and J. Shibata, Microscopic approach to current-driven domain wall dynamics, Phys.

- Rep. **468**, 213 (2008).
- [2] K.-J. Kim, Y. Yoshimura, and T. Ono, Current-driven magnetic domain wall motion and its real-time detection, Jap. J. Appl. Phys., **56** 0802A4 (2017).
- [3] S. Parkin and S.-H. Yang, Memory on the racetrack, Nat. Nanotech. **10** 195 (2015).
- [4] D. A. Allwood, G. Xiong, M. D. Cooke, C. C. Faulkner, D. Atkinson, N. Vernier, and R. P. Cowburn, Submicrometer ferromagnetic not gate and shift register, Science **296**, 2003 (2002).
- [5] J. Grollier, D. Querlioz, and M. D. Stiles, Spintronic nanodevices for bioinspired computing, Proc. IEEE **104**, 2024 (2016).
- [6] L. Thomas, M. Hayashi, R. Moriya, C. Rettner, and S. Parkin, Topological repulsion between domain walls in magnetic nanowires leading to the formation of bound states, Nat. Commun. **3**, 810 (2012).
- [7] H.-B. Braun, Topological effects in nanomagnetism: From superparamagnetism to chiral quantum solitons, Adv. Phys. **61**, 1 (2012).
- [8] A. Kunz, Field induced domain wall collisions in thin magnetic nanowires, Appl. Phys. Lett. **94**, 132502 (2009).
- [9] A. Kunz and E. W. Rentsch, Simulations of field driven domain wall interactions in ferromagnetic nanowires, IEEE Trans. Magn. **46**, 1556 (2010).
- [10] A. Ghosh, K. S. Huang, and O. Tchernyshyov, Annihilation of domain walls in a ferromagnetic wire, Phys. Rev. B **95**, 180408 (2017).
- [11] S. K. Kim, S. Takei, and Y. Tserkovnyak, Topological spin transport by Brownian diffusion of domain walls, Phys. Rev. B **92**, 220409 (2015).
- [12] M. Nitta, K. Kasamatsu, M. Tsubota, and H. Takeuchi, Creating vortons and three-dimensional skyrmions from domain-wall annihilation with stretched vortices in Bose-Einstein condensates, Phys. Rev. A **85**, 053639 (2012).
- [13] S. Woo, T. Delaney, and G. S. D. Beach, Magnetic domain wall depinning assisted by spin wave bursts, Nat. Phys. **13**, 448 (2017).
- [14] A. V. Chumak, V. I. Vasyuchka, A. A. Serga, and B. Hillebrands, Magnon spintronics, Nat. Phys. **11**, 453 (2015).
- [15] S.-K. Kim, Micromagnetic computer simulations of spin waves in nanometre-scale patterned magnetic elements, J. Phys. D: Appl. Phys **43**, 264004 (2010).
- [16] A. Navabi *et al.*, Efficient excitation of high-frequency exchange-dominated spin waves in periodic ferromagnetic structures, Phys. Rev. Applied **7**, 034027 (2017).
- [17] C. Liu *et al.*, Long-distance propagation of short-wavelength spin waves, Nat. Commun. **9**, 738 (2018).
- [18] R. F. L. Evans, W. J. Fan, P. Chureemart, T. A. Ostler, M. O. A. Ellis, and R. W. Chantrell, Atomistic spin model simulations of magnetic nanomaterials, J. Phys.: Condens. Matter **26**, 103202 (2014).
- [19] Y. Tserkovnyak, A. Brataas, G. E. W. Bauer, and B. I. Halperin, Nonlocal magnetization dynamics in ferromagnetic heterostructures, Rev. Mod. Phys. **77**, 1375 (2005).
- [20] M. D. Petrović, B. S. Popescu, U. Bajpai, P. Plecháč, and B. K. Nikolić, Spin and charge pumping by a steady or pulse-current-driven magnetic domain wall: A self-consistent multiscale time-dependent quantum-classical hybrid approach, Phys. Rev. Applied **10**, 054038 (2018).
- [21] S.-H. Chen, C.-R. Chang, J. Q. Xiao, and B. K. Nikolić, Spin and charge pumping in magnetic tunnel junctions with precessing magnetization: A nonequilibrium Green

- function approach, Phys. Rev. B **79**, 054424 (2009).
- [22] U. Bajpai, B. S. Popescu, P. Plecháč, B. K. Nikolić, L. E. F. Foa Torres, H. Ishizuka, and N. Nagaosa, Spatio-temporal dynamics of shift current quantum pumping by femtosecond light pulse J. Phys.: Mater. **2**, 025004 (2019).
- [23] U. Bajpai and B. K. Nikolić, Time-retarded damping and magnetic inertia in the Landau-Lifshitz-Gilbert equation self-consistently coupled to electronic time-dependent nonequilibrium Green functions, Phys. Rev. B **99**, 134409 (2019).
- [24] M. Sayad and M. Potthoff, Spin dynamics and relaxation in the classical-spin Kondo-impurity model beyond the Landau-Lifshitz-Gilbert equation, New J. Phys. **17**, 113058 (2015).
- [25] V. Kamberský, Spin-orbital Gilbert damping in common magnetic metals, Phys. Rev. B **76**, 134416 (2007).
- [26] K. Gilmore, Y. U. Idzerda, and M. D. Stiles, Identification of the dominant precession-damping mechanism in Fe, Co, and Ni by first-principles calculations, Phys. Rev. Lett. **99**, 027204 (2007).
- [27] P. Churemart, I. D'Amico, and R. W. Chantrell, Model of spin accumulation and spin torque in spatially varying magnetisation structures: Limitations of the micromagnetic approach, J. Phys.: Condens. Matter, **27**, 146004 (2015).
- [28] T. Bose and S. Trimper, Retardation effects in the Landau-Lifshitz-Gilbert equation, Phys. Rev. B **83**, 134434 (2011).
- [29] D. Thonig, J. Henk, and O. Eriksson, Gilbert-like damping caused by time retardation in atomistic magnetization dynamics, Phys. Rev. B **92**, 104403 (2015).
- [30] E. V. Boström and C. Verdozzi, Steering magnetic skyrmions with currents: A nonequilibrium Greens functions approach, Phys. Stat. Solidi B **256**, 1800590 (2019).
- [31] G. Stefanucci and R. van Leeuwen, *Nonequilibrium Many-Body Theory of Quantum Systems: A Modern Introduction* (Cambridge University Press, Cambridge, 2013).
- [32] B. Gaury, J. Weston, M. Santin, M. Houzet, C. Groth, and X. Waintal, Numerical simulations of time-resolved quantum electronics, Phys. Rep. **534**, 1 (2014).
- [33] F. Mahfouzi and B. K. Nikolić, How to construct the proper gauge-invariant density matrix in steady-state nonequilibrium: Applications to spin-transfer and spin-orbit torques, SPIN **3**, 1330002 (2013).
- [34] A. Croy and U. Saalman, Propagation scheme for nonequilibrium dynamics of electron transport in nanoscale devices, Phys. Rev. B **80**, 245311 (2009).
- [35] B. S. Popescu and A. Croy, Efficient auxiliary-mode approach for time-dependent nanoelectronics, New J. Phys. **18**, 093044 (2016).
- [36] See Supplemental Material at <https://wiki.physics.udel.edu/qttg/Publications> for a movie, accompanying Figs. 2 and 4, which animates time evolution of localized magnetic moments $\mathbf{M}_i(t)$ in the course of DW collision and annihilation, as obtained from TDNEGF+LLG simulations.
- [37] S. Zhang and S. S.-L. Zhang, Generalization of the Landau-Lifshitz-Gilbert equation for conducting ferromagnets, Phys. Rev. Lett. **102**, 086601 (2009).
- [38] A. V. Chumak, A. A. Serga, M. B. Jungfleisch, R. Neb, D. A. Bozhko, V. S. Tiberkevich, and B. Hillebrands, Direct detection of magnon spin transport by the inverse spin Hall effect, Appl. Phys. Lett. **100**, 082405 (2012).
- [39] G. E. Bauer and Y. Tserkovnyak, Viewpoint: spin-magnon transmutation, Physics **4**, 40 (2011).