

# Image Captioning using Facial Expression and Attention

**Omid Mohamad Nezami**

*Macquarie University, Sydney, NSW, Australia  
CSIRO's Data61, Sydney, NSW, Australia*

OMID.MOHAMAD-NEZAMI@HDR.MQ.EDU.AU

**Mark Dras**

*Macquarie University, Sydney, NSW, Australia*

MARK.DRAS@MQ.EDU.AU

**Stephen Wan**

*CSIRO's Data61, Sydney, NSW, Australia*

STEPHEN.WAN@DATA61.CSIRO.AU

**Cécile Paris**

*Macquarie University, Sydney, NSW, Australia  
CSIRO's Data61, Sydney, NSW, Australia*

CECILE.PARIS@DATA61.CSIRO.AU

## Abstract

Benefiting from advances in machine vision and natural language processing techniques, current image captioning systems are able to generate detailed visual descriptions. For the most part, these descriptions represent an objective characterisation of the image, although some models do incorporate subjective aspects related to the observer's view of the image, such as sentiment; current models, however, usually do not consider the emotional content of images during the caption generation process. This paper addresses this issue by proposing novel image captioning models which use facial expression features to generate image captions. The models generate image captions using long short-term memory networks applying facial features in addition to other visual features at different time steps. We compare a comprehensive collection of image captioning models with and without facial features using all standard evaluation metrics. The evaluation metrics indicate that applying facial features with an attention mechanism achieves the best performance, showing more expressive and more correlated image captions, on an image caption dataset extracted from the standard Flickr 30K dataset, consisting of around 11K images containing faces. An analysis of the generated captions finds that, perhaps unexpectedly, the improvement in caption quality appears to come not from the addition of adjectives linked to emotional aspects of the images, but from more variety in the actions described in the captions.

## 1. Introduction

Image captioning systems aim to describe the content of an image using Computer Vision and Natural Language Processing approaches which have led to important and practical applications such as helping visually impaired individuals (Vinyals, Toshev, Bengio, & Erhan, 2015). This is a challenging task because we have to capture not only the objects but also their relations and the activities displayed in the image in order to generate a meaningful description. The impressive progress in deep neural networks and large image captioning datasets has recently resulted in a considerable improvement in generating automatic image captions (Vinyals et al., 2015; Xu, Ba, Kiros, Cho, Courville, Salakhudinov, Zemel, & Bengio, 2015; Johnson, Karpathy, & Fei-Fei, 2016; You, Jin, Wang, Fang, & Luo, 2016a; Rennie, Marcheret, Mroueh, Ross, & Goel, 2017; Chen, Zhang, Xiao, Nie, Shao, Liu, & Chua, 2017; Lu, Xiong, Parikh, & Socher, 2017; Anderson, He, Buehler, Teney, Johnson, Gould, & Zhang, 2018; Tian, Wang, Wu, Wang, & Yang, 2019).



A dad **smiling** and **laughing** with his child. Two men with **angry** faces drink out of white cups. Two **happy** people pose for a photo.

Figure 1: The examples of Flickr 30K dataset (Young et al., 2014) with emotional content. The green color indicates words with strong emotional values.

However, current image captioning methods often overlook the emotional aspects of the image, which play an important role in generating captions that are more semantically correlated with the visual content. For example, Figure 1 shows three images with their corresponding human-generated captions including emotional content. The first image at left has the caption of “a dad smiling and laughing with his child” using “smiling” and “laughing” to describe the emotional content of the image. In a similar fashion, ‘angry’ and ‘happy’ are applied in the second and the third images, respectively. These examples demonstrate how image captioning systems that recognize emotions and apply them can generate richer, more expressive and more human-like captions. This desideratum of incorporating emotional content is one that is general to intelligent systems, which researchers like Lisetti (1998) have identified as necessary to generate more effective and adaptive outcomes. In this work, we seek to demonstrate this desideratum holds also for image captioning systems. Although detecting emotions from visual data has been an active area of research in the recent years (Fasel & Luetttin, 2003; Sariyanidi, Gunes, & Cavallaro, 2015), designing an effective image captioning system to employ emotions in describing an image is still an open and challenging problem.

A few models have incorporated sentiment or other non-factual information into image captions (Gan, Gan, He, Gao, & Deng, 2017; Mathews, Xie, & He, 2016; Chen, Zhang, You, Fang, Wang, Jin, & Luo, 2018); they typically require the collection of a supplementary dataset, from which a sentiment vocabulary is derived, drawing on work in Natural Language Processing (Pang & Lee, 2008) where sentiment is usually characterized as one of positive, neutral or negative. Mathews et al. (2016), for instance, constructed a sentiment image-caption dataset via crowdsourcing, where annotators were asked to include either positive sentiment (e.g. *a cuddly cat*) or negative sentiment (e.g. *a sinister cat*) using a fixed vocabulary; their model was trained on both this and a standard set of factual captions. These kinds of approaches typically embody descriptions of an image that represent an *observer’s* view towards the image (e.g. *a cuddly cat* for a positive view of an image, versus *a sinister cat* for a negative one); they do not aim to capture the emotional content of the image, as in Figure 1.

To capture the emotional content of the image, we propose two groups of models: FACE-CAP<sup>1</sup> and FACE-ATTEND. FACE-CAP feeds in a fixed one-hot encoding vector similar to Hu, Yang, Liang,

1. An earlier version of FACE-CAP has already been published (Nezami, Dras, Anderson, & Hamey, 2018a).

Salakhutdinov, and Xing (2017) and You, Jin, and Luo (2018). In comparison, we represent the aggregate facial expressions of the input image at different time steps of our caption generator, which employs a long short-term memory (LSTM) architecture. To construct the vector, we train a state-of-the-art facial expression recognition (FER) model which automatically recognizes facial expressions (e.g. happiness, sadness, fear, and so on). However, the recognized facial expressions are not always reliable because the FER model is not 100% accurate. This can result in an image captioning architecture that propagates errors. Moreover, these facial expression classes do not necessarily align with more fine-grained facial expression representations such as action units (AUs), one framework for characterising different facial muscle movements (Lucey, Cohn, Kanade, Saragih, Ambadar, & Matthews, 2010). Hence, we propose an alternative representation that uses more fine-grained facial expression features (e.g. convolutional features) which could potentially be more useful than the one-hot encoding representation. We also recognize from design choices that there might be images that FACE-CAP may not perform well on (e.g. images including multiple faces such as Figure 1, because we have a single encoding representation of emotion for the whole image) and an attention mechanism might better localise emotional features in a way useful for image captioning. Thus, FACE-ATTEND employs an attention mechanism to selectively attend to facial features, for different detected faces in an image, extracted from the last convolutional layer of the FER model. FACE-ATTEND uses two LSTMs to incorporate facial features along with general visual content in generating image descriptions.

The main contributions of the paper are highlighted as follows:

- We propose FACE-CAP and FACE-ATTEND models to effectively employ facial expression features with general visual content to generate image captions. To the authors’ knowledge, this is the first study to apply facial expression analyses in image captioning tasks.
- Our generated captions using the models are evaluated by all standard image captioning metrics. The results show the effectiveness of the models comparing to a comprehensive list of image captioning models using the FlickrFace11K dataset,<sup>2</sup> the subset of images from the Flickr 30K dataset (Young et al., 2014) that include human faces.
- We further assess the quality of the generated captions in terms of the characteristics of the language used, such as variety of expression. Our analysis suggests that the generated captions by our models improve over other image captioning models by better describing the actions performed in the image.

## 2. Previous Work

In the following sections, we review image captioning and facial expression recognition models as they are the key parts of our work.

### 2.1 Image Captioning

There are three main types of image captioning systems including template-based models, retrieval-based models and deep-learning based models (Bernardi, Cakici, Elliott, Erdem, Erdem, Ikizler-Cinbis, Keller, Muscat, & Plank, 2016; Hossain, Sohel, Shiratuddin, & Laga, 2019). Template-based

---

2. Our dataset splits and labels are publicly available:

<https://github.com/omidmnezami/Face-Cap>

ones first detect visual objects, their attributes and relations and then fill a pre-defined template's blank slots (Farhadi, Hejrati, Sadeghi, Young, Rashtchian, Hockenmaier, & Forsyth, 2010). Retrieval-based ones generate captions using the available captions corresponding to similar images in their corresponding datasets (Hodosh, Young, & Hockenmaier, 2013). These classical image captioning models have some limitations. For example, template-based ones cannot generate a wide variety of captions with different lengths, and retrieval-based ones are not able to generate specifically-designed captions for different images. Moreover, classical models do not incorporate the detection and generation steps using an end-to-end training approach. Because of these limitations, modern image captioning models using deep learning are currently the most popular.

Modern image captioning models usually use an encoder-decoder paradigm (Kiros, Salakhutdinov, & Zemel, 2014; Vinyals et al., 2015; Xu et al., 2015). They apply a top-down approach where a Convolutional Neural Network (CNN) model learns the image content (encoding), followed by a Long Short-Term Memory (LSTM) generating the image caption (decoding). This follows the paradigm employed in machine translation tasks, using deep neural networks (Sutskever, Vinyals, & Le, 2014), to translate an image into a caption. This top-down mechanism directly converts the extracted visual features into image captions (Chen & Lawrence Zitnick, 2015; Donahue, Anne Hendricks, Guadarrama, Rohrbach, Venugopalan, Saenko, & Darrell, 2015; Johnson et al., 2016; Karpathy & Fei-Fei, 2015; Mao, Xu, Yang, Wang, Huang, & Yuille, 2014). However, attending to fine-grained and important fragments of visual data, required to provide a better image description, is usually difficult using a top-down paradigm. To solve this problem, a combination of a top-down approach and a bottom-up approach, inspired from the classical image captioning models, is proposed by You et al. (2016a). The bottom-up approach overcomes this limitation by generating the relevant words and phrases, which can be detected from visual data with any image resolution, and combining them to form an image caption (Elliott & Keller, 2013; Farhadi et al., 2010; Kulkarni, Premraj, Ordonez, Dhar, Li, Choi, Berg, & Berg, 2013; Kuznetsova, Ordonez, Berg, Berg, & Choi, 2012).

To attend to fine-grained fragments, attention-based image captioning models have been recently proposed (Xu et al., 2015). These kinds of approaches usually analyze different regions of an image in different time steps of a caption generation process, in comparison to the initial encoder-decoder image captioning systems which consider only the whole image (Vinyals & Le, 2015) as an initial state for generating image captions. They can also take the spatial information of an image into account to generate the relevant words and phrases in the image caption. The current state-of-the-art models in image captioning are attention-based systems (Anderson et al., 2018; Rennie et al., 2017; Xu et al., 2015; You et al., 2016a), explained in the next section, similar to our attention-based image captioning systems.

### 2.1.1 IMAGE CAPTIONING WITH ATTENTION

Visual attention is an important aspect of the visual processing system of humans (Koch & Ullman, 1987; Corbetta & Shulman, 2002; Spratling & Johnson, 2004; Rensink, 2000). It dynamically attends to salient spatial locations in an image with special properties or attributes which are relevant to particular objects. It is different from dealing with the whole image as a set of static extracted features, and assists humans to concentrate more on a targeted object or region at each time step. Although visual attention has been extensively studied in Psychology and Neuroscience, it has only more recently been focused in different artificial intelligence fields including machine learning, computer vision and natural language processing.

The first image captioning model with attention was proposed by Xu et al. (2015). The model uses visual content extracted from the convolutional layers of CNNs, referred to as spatial features, as the input of a *spatial* attention mechanism to selectively attend to different parts of an image at every time step in generating an image caption. This work is inspired by the work of Bahdanau, Cho, and Bengio (2014), since extended by Vaswani, Shazeer, Parmar, Uszkoreit, Jones, Gomez, Kaiser, and Polosukhin (2017), who employed attention in the task of machine translation; by Mnih, Heess, and Graves (2014); and by Ba, Mnih, and Kavukcuoglu (2014) who applied attention in the task of object recognition. Image captioning with attention differs from previous encoder-decoder image captioning models by concentrating on the salient parts of an input image to generate its equivalent words or phrases simultaneously. Xu et al. (2015) proposed two types of attention including a hard (stochastic) mechanism and a soft (deterministic) mechanism. In the soft attention mechanism, a weighted matrix is calculated to weight a particular part of an image as the input to the decoder (interpreted as a probability value for considering the particular part of the image). The hard attention mechanism, in contrast, picks a sampled annotation vector corresponding to a particular part of an image at each time step as the input to the decoder.

Rennie et al. (2017) extended the work of Xu et al. by using the CIDEr metric (Vedantam, Lawrence Zitnick, & Parikh, 2015), a standard performance metric for image captioning, to optimize their caption generator instead of optimizing maximum likelihood estimation loss. Their approach was inspired by a Reinforcement Learning approach (Williams, 1992; Sutton & Barto, 1998) called self-critical sequence training, which involves normalizing the reward signals calculated using the CIDEr metric at test time.

Yu, Ko, Choi, and Kim (2017) and You et al. (2016a) applied a notion of *semantic* attention to detected visual attributes, learned in an end-to-end fashion, where bottom-up approaches were combined with top-down ones to take advantage of both paradigms. For instance, they acquired a list of semantic concepts or attributes, regarded as a bottom-up mechanism, and used the list with visual features, as an instance of top-down information, to generate an image caption. Semantic attention is used to attend to semantic concepts detected from various parts of a given image. Here, the visual content was only used in the initial time step. In other time steps, semantic attention was used to select the extracted semantic concepts. That is, semantic attention differs from spatial attention, which attends to spatial features in every time step, and does not preserve the spatial information of the detected concepts.

To preserve spatial information, salient regions can be localized using spatial transformer networks (Jaderberg, Simonyan, & Zisserman, 2015), which get the spatial features as inputs. This is similar to Faster R-CNN's generation of bounding boxes (Ren, He, Girshick, & Sun, 2017), but it is trained in an end-to-end fashion using bilinear interpolation instead of a Region of Interest pooling mechanism as proposed by Johnson et al. (2016). Drawing on this idea, Anderson et al. (2018) applied spatial features to image captioning by using a pre-trained Faster R-CNN and an attention mechanism to discriminate among different visual-based regions regarding the spatial features. Specifically, they combined bottom-up and top-down approaches where a pre-trained Faster R-CNN is used to extract the salient regions from images, instead of using the detected objects as high-level semantic concepts in the work of You et al. (2016a); and an attention mechanism is used to generate spatial attention weights over the convolutional feature maps representing the regions. Faster R-CNN, as an object detection model, is pre-trained on the Visual Genome dataset (Krishna, Zhu, Groth, Johnson, Hata, Kravitz, Chen, Kalantidis, Li, & Shamma, 2017); this pre-training on a large dataset is analogous to pre-training a classification model on the ImageNet dataset (Russakovsky, Deng, Su,

Krause, Satheesh, Ma, Huang, Karpathy, Khosla, & Bernstein, 2015). Jin, Fu, Cui, Sha, and Zhang (2015) previously used salient regions with different scales which are extracted by applying selective search (Uijlings, Van De Sande, Gevers, & Smeulders, 2013) instead of applying Faster R-CNN. Then, they made the input of their spatial attention mechanism by resizing and encoding the regions in the task of image captioning.

In our image captioning systems, we use an attention mechanism weighting visual features as a top-down approach. We also use another attention mechanism to attend to facial expression features as a bottom-up approach. This combination allows our image captioning models to generate captions which are highly correlated with visual content and facial features. To do so, we train a state-of-the-art facial expression recognition model to extract the features. Then, we use the features, attended using the attention mechanism at each time step, to enrich image captions by targeting emotional values.

### 2.1.2 IMAGE CAPTIONING WITH STYLE

Most image captioning systems concentrate on describing objective visual content without adding any extra information, giving rise to factual linguistic descriptions. However, there are also stylistic aspects of language which play an essential role in enriching written communication and engaging users during interactions. Style helps in clearly conveying visual content (Mathews, Xie, & He, 2018), and making the content more attractive (Gan et al., 2017; Chen et al., 2018). It also conveys personality-based (Pennebaker & King, 1999) and emotion-based attributes which can impact on decision making (Mathews et al., 2016). Incorporating style into the description of an image is effective in boosting the engagement level of humans in visually-grounded chatbot platforms (Huber, McDuff, Brockett, Galley, & Dolan, 2018) and in interacting with automatically-generated comments for photos and videos in social media platforms (Li, Yao, Mei, Chao, & Rui, 2016).

There are a few models that have incorporated style or other non-factual characteristics into the generated captions (Mathews et al., 2016; Gan et al., 2017). In addition to describing the visual content, these models learn to generate different forms or styles of captions. For instance, Mathews et al. (2016) proposed the Senti-Cap system to generate sentiment-bearing captions. Here, the notion of sentiment is drawn from Natural Language Processing (Pang & Lee, 2008), with sentiment either *negative* or *positive*. The Senti-Cap system of Mathews et al. (2016) is a full switching architecture incorporating both factual and sentiment caption paths. In comparison, the work of Gan et al. (2017) consists of a Factored-LSTM learning the stylistic information in addition to the factual information of the input captions. Chen et al. (2018) subsequently applied a mechanism to weight the stylistic and the factual information using Factored-LSTM. All these approaches need two-stage training: training on factual image captions and training on sentiment-bearing image captions. Therefore, they do not support end-to-end training.

To address this issue, You et al. (2018) designed two new schemes, Direct Inject and Sentiment Flow, to better employ sentiment in generating image captions. For Direct Inject, an additional dimension was added to the input of a recurrent neural network (RNN) to express sentiment,<sup>3</sup> and the sentiment unit is injected at every time step of the generation process. The Sentiment Flow approach of You et al. (2018) injects the sentiment unit only at the initial time step of a designated sentiment cell trained in a similar learning fashion to the memory cell in LSTMs.

---

3. A related idea was earlier proposed by Radford, Jozefowicz, and Sutskever (2017) who identified a sentiment unit in a RNN-based system.



Figure 2: Examples from the Facial Expression Recognition 2013 dataset (Goodfellow et al., 2013) including seven standard facial expressions.

All of the above work is focused on subjective descriptions of images using a given sentiment vocabulary, rather than representing the emotional content of the image, as we do in this work. In order to target content-based emotions using visual data, we propose FACE-CAP and FACE-ATTEND models employing attention mechanisms to attend to visual features. We aim to apply the emotional content, recognized using a facial expression analysis, of images themselves during a caption generation process. We use the emotional content to generate image captions without any extra style-based or sentiment-bearing vocabulary: our goal is to see whether, given the existing vocabulary, incorporating the emotional content can produce better captions.

## 2.2 Facial Expression Recognition

Facial expression is a form of non-verbal communication conveying attitudes, affects, and intentions of individuals. It happens as the result of changes over time in facial features and muscles (Fasel & Luetttin, 2003). It is also one of the most important communication means for showing emotions and transferring attitudes in human interactions. Indeed, research on facial expressions started more than a century ago when Darwin published his book titled, “The expression of the emotions in man and animals” (Ekman, 2006). Since then a large body of work has emerged on recognizing facial expressions, usually using a purportedly universal framework of a small number of standard emotions (*happiness, sadness, fear, surprise, anger, and disgust*) or this set including a *neutral* expression (Field, Woodson, Greenberg, & Cohen, 1982; Kanade, Cohn, & Tian, 2000; Fasel & Luetttin, 2003; Yin, Wei, Sun, Wang, & Rosato, 2006; Fridlund, 2014; Sariyanidi et al., 2015) or more fine-grained facial features such as facial action units, defined as the deformations of facial muscles (Tian, Kanade, & Cohn, 2001). Recently, recognizing facial expressions has been paid special attention because of its practical applications in different domains such as education (Nezami, Dras, Hamey, Richards, Wan, & Paris, 2018b), health-care and virtual reality (Zeng, Pantic, Roisman, & Huang, 2008; Fasel & Luetttin, 2003). It is worth mentioning that the automatic recognition of facial expressions is a difficult task because different people express their attitudes in different ways and there are close similarities among various types of facial expressions (Zeng, Zhang, Song, Liu, Li, & Dobaie, 2018) as shown in Figure 2.

To find effective representations, deep learning based methods have been recently successful in this domain. Due to their complex architectures including multiple layers, they can capture hierarchical structures from low- to high-level representations of facial expression data. Tang (2013), the winner of the 2013 Facial Expression Recognition (FER) challenge (Goodfellow et al., 2013), trained a Convolutional Neural Network (CNN) with a linear support vector machine (SVM) to detect facial expressions. He replaced the softmax layer, used to generate a probability distribution across multiple classes, with a linear SVM and showed a consistent improvement compared to the previous work. Instead of cross-entropy loss, his approach optimizes a margin-based loss to maximize margins among data points belonging to diverse classes.

CNNs are also used for feature extraction and transfer learning in this domain. Kahou, Bouthillier, Lamblin, Gulcehre, Michalski, Konda, Jean, Froumenty, Dauphin, and Boulanger-Lewandowski (2016) applied a CNN model to recognize facial expressions and won the 2013 Emotion Recognition in the Wild (EmotiW) Challenge. Their approach uses a combination of deep neural networks to learn from diverse data modalities including video frames, audio data and spatio-temporal information (Kahou, Pal, Bouthillier, Froumenty, Gulcehre, Memisevic, Vincent, Courville, Bengio, & Ferrari, 2013). The CNN model, as the best model in this work, aims to recognize emotions from static video frames. Then the recognized emotions are combined across a video clip by a frame aggregation technique and classified using an SVM with a radial basis function kernel. Yu and Zhang (2015) used an ensemble of CNNs to detect facial expressions in a transfer learning framework. On their target samples, they applied a set of face detection approaches to optimally detect faces and remove irrelevant data. They used a multiple neural network training framework to learn a set of weights assigned to the responses of the CNNs in addition to averaging and voting over the responses. Kim, Dong, Roh, Kim, and Lee (2016) combined aligned and non-aligned faces to enhance the recognition performance of facial expressions where they automatically detected facial landmarks from faces to rotate and align faces. Then, they trained a CNN model using this combination of faces. Zhang, Luo, Loy, and Tang (2015) proposed a CNN-based method to recognize social relation traits (e.g. friendly, competitive and dominant) from detected faces in an image. The method includes a CNN model to recognize facial expressions projected into a shared representation space. The space combines the extracted features from two detected faces in an image and generates the predictions of social traits.

The models mentioned above usually use conventional CNN architectures to report the performance on different facial expression recognition datasets including the FER-2013 dataset (Goodfellow et al., 2013), which is a publicly available dataset with a large number of human faces collected in the wild condition. Pramerdorfer and Kampel (2016) instead used an ensemble of very deep architectures of CNNs such as VGGnet, Inception and ResNet by identifying the bottlenecks of the previous state-of-the-art facial expression recognition models on the FER-2013 dataset and achieving a new state-of-the-art result on the dataset. The quality of these recent models is high: it is at least as good as human performance (Goodfellow et al., 2013). The idea of applying VGGnet in facial expression recognition tasks motivates our work to make a facial expression recognition module reproducing the state-of-the-art result on FER-2013 dataset. We use the module to extract facial features from human faces to apply in our image captioning models.

### **3. Approach**

In this section, we describe FACE-CAP and FACE-ATTEND, our proposed models for generating image captions using facial expression analyses. The models are inspired by two popular image cap-



tioning models, specifically Show-Attend-Tell (Xu et al., 2015) and Up-Down-Captioner (Anderson et al., 2018).

Show-Attend-Tell is a well-known and widely used image captioning system that incorporates an attention mechanism to attend to spatial visual features. It demonstrates a significant improvement over earlier image captioning models that do not have an attention mechanism. From this starting point, we propose the FACE-CAP model which similarly attends to visual features and additionally uses facial expression analyses in generating image captions. FACE-CAP incorporates a one-hot encoding vector as a representation of the facial expression analysis, similar to the representations used for sentiment by Hu et al. (2017) and You et al. (2018).

Up-Down-Captioner is the current state-of-the-art image captioning model, defining a new architecture to incorporate attended visual features in generating image captions. In this model, the features directly relate to the objects in the image and two LSTMs (one for generating attention weights and another one for a language model) are used to generate image captions. We propose FACE-ATTEND based on this kind of architecture, as we can apply more fine-grained facial expression features and use two LSTMs to attend to the features in addition to the general visual features. Because Up-Down-Captioner already incorporates attention on objects in the image, our models derived from this allow us to examine the effectiveness of the facial expression features beyond just recognition of the face as an object.

In what follows, we describe our datasets and our facial expression recognition model that are used by FACE-CAP and FACE-ATTEND. We then explain FACE-CAP in Section 3.3.1 and FACE-ATTEND in Section 3.3.2.

### 3.1 Datasets

**Facial Expression Recognition** To train our facial expression recognition model, we use the facial expression recognition 2013 (FER-2013) dataset (Goodfellow et al., 2013). It includes images labeled with standard facial expression categories (*happiness, sadness, fear, surprise, anger, disgust* and *neutral*). It consists of 35,887 examples (28,709 for training, 3589 for public and 3589 for private test), collected by means of the Google search API. The examples are in grayscale at the size of 48-by-48 pixels. We split the training set of FER-2013 into two sections after removing 11 completely black examples: 25,109 for training and 3589 for validating the model. Similar to other work in this domain (Kim et al., 2016; Pramerdorfer & Kampel, 2016; Yu & Zhang, 2015), we use the private test set of FER-2013 for the performance evaluation of the model after the training phase. To compare with the related work, we do not apply the public test set either for training or for validating the model.

**Image Captioning** To train FACE-CAP and FACE-ATTEND, we have extracted a subset of the Flickr 30K dataset with image captions (Young et al., 2014) that we name FlickrFace11K. It contains 11,696 images including human faces detected using a convolutional neural network-based face detector (King, 2009).<sup>4</sup> Each image has five ground-truth captions. We observe that the Flickr 30K dataset is a good source for our dataset, because it has a larger portion of images that include human faces, in comparison with other image caption datasets such as the MSCOCO dataset (Lin, Maire, Belongie, Hays, Perona, Ramanan, Dollar, & Zitnick, 2014). We split the FlickrFace11K samples into 8696 for training, 2000 for validation and 1000 for testing. Since we aim to train a facial

---

4. The new version (2018) of Dlib library is applied.

expression recognition model on FER-2013 and use it as a facial expression feature extractor on the samples of FlickrFace11K, we need to make the samples consistent with the FER-2013 data. To this end, the face detector is used to pre-process the faces of FlickrFace11K. The faces are cropped from each sample. Then, we transform each face to grayscale and resize it into 48-by-48 pixels, which is the same as in the FER-2013 data.

### 3.2 Facial Expression Recognition Model

We train a facial expression recognition (FER) model using the VGG-B architecture (Simonyan & Zisserman, 2014), but we remove the last convolutional block, including two convolutional layers, and the last max pooling layer from the architecture. We use  $3 \times 3$  kernel sizes for all remained convolutional layers. We use a batch normalization layer (Ioffe & Szegedy, 2015) after every remained convolutional block. Our FER model gives a similar performance to the state-of-the-art under a similar experimental setting, as described in Pramerdorfer and Kampel (2016); this is higher than reported human performance (Goodfellow et al., 2013). The framework of our FER model is shown in Figure 3.

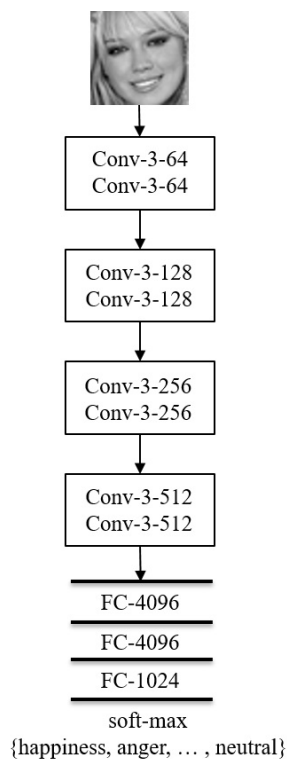


Figure 3: Our facial expression recognition module. Each convolutional block is shown with a rectangle including two convolutional layers. FC indicates fully-connected layers. Max pooling layers after convolutional blocks are not shown for simplicity.

From the FER model, we extract two classes of facial expression features to use in our image captioning models. The first class of features is the output of the final softmax layer of our FER model,  $a_i = (a_{i,1}, \dots, a_{i,7})$ , representing the probability distribution of the facial expression classes for the  $i$ th face in the image. For the image as a whole, we construct a vector of facial expression features  $s = \{s_1, \dots, s_7\}$  used in our image captioning model as in Equation 1.

$$s_k = \begin{cases} 1 & \text{for } k = \arg \max \sum_{1 \leq i \leq n} a_{i,j}, \\ 0 & \text{otherwise} \end{cases} \quad (1)$$

where  $n$  is the number of faces in the image. That is,  $s$  is a one-hot encoding, which we refer to as the facial encoding vector, of the aggregate facial expressions of the image.

The second class of features consist of convolutional features extracted from the FER model, giving a more fine-grained representation of the faces in the image. For each face in an image, we extract the last convolutional layer of the model, giving  $6 \times 6 \times 512$  features. We convert these into a  $36 \times 512$  representation for each face. We restrict ourselves to a maximum of three faces: in our FlickrFace11K dataset, 96.5% of the images have at most three faces. If one image has more than three faces, we select the three faces with the biggest bounding box sizes. We then concatenate the features of the three faces leading to  $108 \times 512$  dimensions,  $f = \{f_1, \dots, f_{K^*}\}$ ,  $f_i \in \mathbb{R}^D$ , where  $K^*$  is 108 and  $D$  is 512; we refer to these as facial features. If a sample includes fewer than three faces, we fill in dimensions with zero values.

### 3.3 Image Captioning Models

Our image captioning models aim to generate an image caption,  $x = \{x_1, \dots, x_T\}$ , where  $x_i$  is a word and  $T$  is the length of the caption, using facial expression analyses. As a representation of the image, all our models use the last convolutional layer of VGG-E architecture (Simonyan & Zisserman, 2014). In addition to our proposed facial features, the VGG-E network trained on ImageNet (Russakovsky et al., 2015) produces a  $14 \times 14 \times 512$  feature map. We convert this into a  $196 \times 512$  representation,  $c = \{c_1, \dots, c_K\}$ ,  $c_i \in \mathbb{R}^D$ , where  $K$  is 196 and  $D$  is 512; we refer to this as the visual features. The specifics of the image captioning models are explained below.

#### 3.3.1 FACE-CAP

As in the Show-Attend-Tell model of Xu et al. (2015), we use a long short-term memory (LSTM) network as our caption generator. The LSTM incorporates the emotional content of the image in the form of the facial encoding vector defined in Equation 1. We propose two variants, FACE-CAP-REPEAT and FACE-CAP-MEMORY, that differ in terms of how the facial encoding vector is incorporated.

**FACE-CAP-REPEAT** In FACE-CAP-REPEAT, in each time step ( $t$ ), the LSTM uses the previous word embedded in  $M$  dimensions ( $w_{t-1} \in \mathbb{R}^M$  selected from an embedding matrix learned without pre-training from random initial values), the previous hidden state ( $h_{t-1}$ ), the attention-based features ( $\hat{c}_t$ ), and the facial encoding vector ( $s$ ) to calculate input gate ( $i_t$ ), forget gate ( $f_t$ ), output gate ( $o_t$ ),

input modulation gate ( $g_t$ ), memory cell ( $c_t$ ), and hidden state ( $h_t$ ).

$$\begin{aligned}
i_t &= \sigma(W_i w_{t-1} + U_i h_{t-1} + C_i \hat{c}_t + S_i s + b_i) \\
f_t &= \sigma(W_f w_{t-1} + U_f h_{t-1} + C_f \hat{c}_t + S_f s + b_f) \\
o_t &= \sigma(W_o w_{t-1} + U_o h_{t-1} + C_o \hat{c}_t + S_o s + b_o) \\
g_t &= \tanh(W_g w_{t-1} + U_g h_{t-1} + C_g \hat{c}_t + S_g s + b_g) \\
c_t &= f_t c_{t-1} + i_t g_t \\
h_t &= o_t \tanh(c_t)
\end{aligned} \tag{2}$$

where  $W, U, C, S$ , and  $b$  are learned weights and biases and  $\sigma$  is the logistic sigmoid activation function. From now on, we show this LSTM equation as a short style (Equation 3).

$$h_t = \text{LSTM}(h_{t-1}, [\hat{c}_t, w_{t-1}, s]) \tag{3}$$

To calculate  $\hat{c}_t$ , for each time step  $t$ , FACE-CAP-REPEAT weights visual features ( $c$ ) using a soft attention mechanism as in Equation 4 and 5.

$$\begin{aligned}
e_{i,t} &= W_e^T \tanh(W_c c_i + W_h h_{t-1}) \\
e'_t &= \text{softmax}(e_t)
\end{aligned} \tag{4}$$

where  $e_{i,t}$  are unnormalized weights for the visual features ( $c_i$ ) and  $e'_t$  are the normalized weights using a softmax layer at time step  $t$ . Our trained weights are represented by  $W_x$ . Finally, our attention-based features ( $\hat{c}_t$ ) are calculated using:

$$\hat{c}_t = \sum_{1 \leq i \leq K} e'_{i,t} c_i \tag{5}$$

To initialize the LSTM's hidden state ( $h_0$ ), we feed the facial features through a standard multilayer perceptron, shown in Equation 6.

$$h_0 = \text{MLP}_{init}(s) \tag{6}$$

We use the current hidden state ( $h_t$ ) to calculate the negative log-likelihood of  $s$  in each time step (Equation 7); we call this the face objective function.

$$L_f = - \sum_{1 \leq i \leq 7} s_i \log(p_e(i|h_t)) \tag{7}$$

where a multilayer perceptron generates  $p_e(i|h_t)$ , which is the categorical probability distribution of the current hidden state across the facial expression classes. We adapt this from You et al. (2018), who use this objective function for injecting ternary-valued sentiment (positive, neutral, negative) into captions. This loss is estimated and averaged, over all steps, during the training phase.

The general objective function of FACE-CAP-REPEAT is defined as:

$$L_{g1} = - \sum_{1 \leq t \leq T} \log(p_x(x_t | \hat{c}_t, h_t)) + \sum_{1 \leq k \leq K} (1 - \sum_{1 \leq t \leq T} c_t)^2 \tag{8}$$

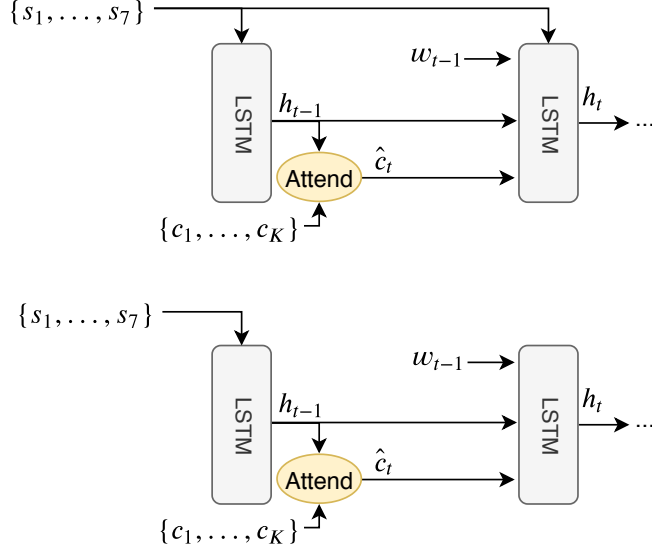


Figure 4: The frameworks of FACE-CAP-REPEAT (top), and FACE-CAP-MEMORY (bottom). Attend is our attention mechanism attending to the visual features,  $\{c_1, \dots, c_K\}$ .

A multilayer perceptron and a softmax layer is used to calculate  $p_x$ , the probability of the next generated word:

$$p_x(x_t | \hat{c}_t, h_t) = \text{softmax}(W'_c \hat{c}_t + W'_h h_t + b') \quad (9)$$

where the learned weights and bias are given by  $W'$  and  $b'$ . The last term in Equation 8 is to encourage FACE-CAP-REPEAT to equally pay attention to different sets of  $c$  when a caption generation process is finished.

**FACE-CAP-MEMORY** The above FACE-CAP-REPEAT model feeds in the facial encoding vector at the initial step (Equation 6) and at each time step (Equation 3), shown in Figure 4 (top). The LSTM uses the vector for generating every word because the vector is fed at each time step. Since not all words in the ground truth captions will be related to the vector — for example in Figure 1, where the majority of words are not directly related to the facial expressions — this mechanism could lead to an overemphasis on these features.

Our second variant of the model, FACE-CAP-MEMORY, is as above except that the  $s$  term is removed from Equation 3: we do not apply the facial encoding vector at each time step (Figure 4 (bottom)) and rely only on Equation 7 to memorize this facial expression information. Using this mechanism, the LSTM can effectively take the information in generating image captions and ignore the information when it is irrelevant. To handle an analogous issue for sentiment, You et al. (2018) implemented a sentiment cell, working similarly to the memory cell in the LSTM, initialized by the ternary sentiment. They then fed the visual features to initialize the memory cell and hidden state of the LSTM. Similarly, FACE-CAP-MEMORY uses the facial features to initialize the memory cell

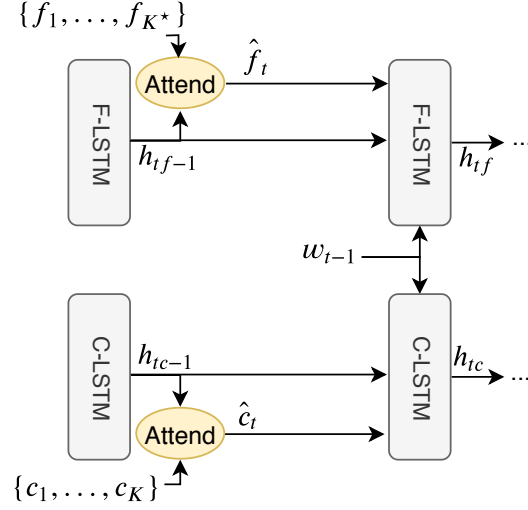


Figure 5: DUAL-FACE-ATT model enables generating image captions with both facial features  $\{f_1, \dots, f_{K^*}\}$  and visual content  $\{c_1, \dots, c_K\}$ .

and hidden state. Using the attention mechanism, our model applies the visual features in generating every caption word.

### 3.3.2 FACE-ATTEND

Here, we apply two LSTMs to attend to our more fine-grained facial features ( $f$ ) explained in §3.2, in addition to our visual features ( $c$ ). We propose two variant architectures for combining these features, DUAL-FACE-ATT and JOINT-FACE-ATT, explained below.

**DUAL-FACE-ATT** The framework of DUAL-FACE-ATT is shown in Figure 5. To generate image captions, DUAL-FACE-ATT includes two LSTMs: one, called F-LSTM, to attend to facial features and another one, called C-LSTM, to attend to visual content. Both LSTMs are defined as in Equation 10, but with separate training parameters.

$$h_{t,z} = \text{LSTM}(h_{t,z-1}, [\hat{z}_t, w_{t-1}]) \quad (10)$$

In both LSTMs, to calculate  $\hat{z}_t$  at each time step ( $t$ ), features  $z$  (the facial features ( $f$ ) for F-LSTM and the visual features ( $c$ ) for C-LSTM) are weighted using a soft attention mechanism, but with separately learned parameters.

$$\begin{aligned} e_{i,t,z} &= W_{e,z}^T \tanh(W_z z_i + W_{h,z} h_{t,z-1}) \\ e'_{t,z} &= \text{softmax}(e_{t,z}) \end{aligned} \quad (11)$$

where  $e_{i,t,z}$  and  $e'_{t,z}$  are unnormalized weights for features  $z_i$ , and normalized weights using a softmax layer, respectively. Our trained weights are  $W_z$ . Finally, our attention-based features ( $\hat{z}_t$ ) are

calculated using:

$$\hat{z}_t = \sum_{1 \leq i \leq K_z} e'_{i,t,z} z_i \quad (12)$$

$K_z$  is  $K^*$  for F-LSTM and  $K$  for C-LSTM. The initial LSTM's hidden state ( $h_{0,z}$ ) is computed using a standard multilayer perceptron:

$$h_{0,z} = \text{MLP}_{init,z} \left( \frac{1}{K_z} \sum_{1 \leq i \leq K_z} z_i \right) \quad (13)$$

The objective function of DUAL-FACE-ATT is defined using Equation (14).

$$L_{g2} = - \sum_{1 \leq t \leq T} \log((\lambda)p_{x,f}(x_t | \hat{f}_t, h_{t,f}) + (1 - \lambda)p_{x,c}(x_t | \hat{c}_t, h_{t,c})) + \sum_{1 \leq k \leq K} (1 - \sum_{1 \leq t \leq T} c_{t,k})^2 \quad (14)$$

where a multilayer perceptron and a softmax layer, for each LSTM, are used to calculate  $p_{x,f}$  and  $p_{x,c}$  (the probabilities of the next generated word on the basis of facial expression features and visual features, respectively):

$$\begin{aligned} p_{x,f}(x_t | \hat{f}_t, h_{t,f}) &= \text{softmax}(W_f \hat{f}_t + W_{h,f} h_{t,f} + b_f) \\ p_{x,c}(x_t | \hat{c}_t, h_{t,c}) &= \text{softmax}(W_c \hat{c}_t + W_{h,c} h_{t,c} + b_c) \end{aligned} \quad (15)$$

$\lambda$  is a regularization constant. The ultimate probability of the next generated word is:

$$p_x(x_t | \hat{f}_t, h_{t,f}, \hat{c}_t, h_{t,c}) = (\lambda)p_{x,f}(x_t | \hat{f}_t, h_{t,f}) + (1 - \lambda)p_{x,c}(x_t | \hat{c}_t, h_{t,c}) \quad (16)$$

**JOINT-FACE-ATT** The above DUAL-FACE-ATT model uses two LSTMs: one for attending to visual features and another one for attending to facial features. In the model, both LSTMs also play the role of language models (Equation 16) and directly impact on the prediction of the next generated word. However, the recent state-of-the-art image captioning model of Anderson et al. (2018) achieved better performance by using two LSTMs with differentiated roles: one for attending only to visual features and a second one purely as a language model. Inspired by this, we define our JOINT-FACE-ATT variant to use one LSTM, which we call A-LSTM, to attend to image-based features, both facial and visual; and a second one, which we call L-LSTM, to generate language (Figure 6). Here, we calculate the hidden state of A-LSTM using:

$$h_{t,a} = \text{LSTM}(h_{t,a-1}, [\bar{c}, h_{t,l-1}, w_{t-1}]) \quad (17)$$

where  $\bar{c} = \frac{1}{K} \sum_{1 \leq i \leq K} c_i$  is the mean-pooled visual features and  $h_{t,l-1}$  is the previous hidden state of L-LSTM. We also calculate the hidden state of L-LSTM using:

$$h_{t,l} = \text{LSTM}(h_{t,l-1}, [\hat{f}_t, \hat{c}_t, h_{t,a}]) \quad (18)$$

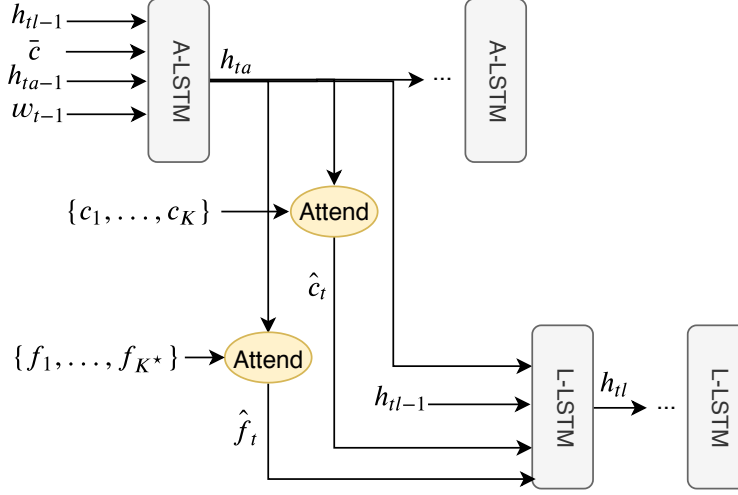


Figure 6: JOINT-FACE-ATT model enables generating image captions with two LSTMs for learning attention weights and generating captions, separately.

where  $\hat{f}_t$  and  $\hat{c}_t$  are the attended facial features and visual features, respectively. They are defined analogously to Equation 11 and 12, but  $h_{t,z-1} = h_{t,a}$  with different sets of trainable parameters.  $h_a$  and  $h_l$  are similarly initialized as follows using two standard multilayer perceptrons:

$$\begin{aligned}
 h_{0,l} &= \text{MLP}_{init,l} \left( \frac{1}{K} \sum_{1 \leq i \leq K} c_i \right) \\
 h_{0,a} &= \text{MLP}_{init,a} \left( \frac{1}{K} \sum_{1 \leq i \leq K} c_i \right)
 \end{aligned} \tag{19}$$

The objective function of JOINT-FACE-ATT is:

$$L_{g3} = - \sum_{1 \leq t \leq T} \log(p_x(x_t | \hat{c}_t, h_{t,l})) + \sum_{1 \leq k \leq K} (1 - \sum_{1 \leq t \leq T} c_{t,k})^2 \tag{20}$$

where  $p_x$  is the probability of the next generated word calculated as follows:

$$p_x(x_t | \hat{c}_t, h_{t,l}) = \text{softmax}(W_{c,l} \hat{c}_t + W_{h,l} h_{t,l} + b_l) \tag{21}$$

where  $W_{x,l}$  and  $b_l$  are trainable weights and bias, respectively.

## 4. Experiments

### 4.1 Evaluation Metrics

Following previous work, we evaluate our image captioning model using standard evaluation metrics including BLEU (Papineni, Roukos, Ward, & Zhu, 2002), ROUGE (Lin, 2004), METEOR (Denkowski & Lavie, 2014), CIDEr (Vedantam et al., 2015), and SPICE (Anderson, Fernando,



Johnson, & Gould, 2016). Larger values are better results for all metrics. BLEU calculates a weighted average for n-grams with different sizes as a precision metric. ROUGE is a recall-oriented metric that calculates F-measures using the matched n-grams between the generated captions and their corresponding reference summaries. METEOR uses a weighted F-measure matching synonyms and stems in addition to standard n-gram matching. CIDEr uses a n-gram matching, calculated using the cosine similarity, between the generated captions and the consensus of the reference captions. Finally, SPICE calculates F-score for semantic tuples derived from scene graphs.

## 4.2 Systems for Comparison

The starting points for our FACE-CAP and FACE-ATTEND models are Show-Attend-Tell (Xu et al., 2015) and Up-Down-Captioner (Anderson et al., 2018), respectively. We therefore use these models, trained on the FlickrFace11K dataset, as baselines to examine the effect of adding facial expression information. We call these baseline models SHOW-ATT-TELL and UP-DOWN. (Moreover, Anderson et al. (2018) has the state-of-the-art results for image captioning.)

We further look at two additional models to investigate the impact of the face loss function in using the facial encoding in different schemes. We train the FACE-CAP-REPEAT model, which uses the facial encoding in every time step, without calculating the face loss function (Equation (7)); we refer to this (following the terminology of Hu et al. (2017) and You et al. (2018)) as the STEP-INJECT model. The FACE-CAP-MEMORY model, which applies the facial encoding in the initial time step, is also modified in the same way; we refer to this as the INIT-FLOW model.

## 4.3 Implementation Details

The size of the word embedding layer, initialized via a uniform distribution, is set to 300 except for UP-DOWN and JOINT-FACE-ATT which is set to 512. We fixed 512 dimensions for the memory cell and the hidden state in this work. We use the mini-batch size of 100 and the initial learning rate of 0.001 to train each image captioning model except UP-DOWN and JOINT-FACE-ATT where we set the mini-batch size to 64 and the initial learning rate to 0.005. We used different parameters for UP-DOWN and JOINT-FACE-ATT in comparison with other models because using similar parameters led to worse results for all models. The Adam optimization algorithm (Kingma & Ba, 2014) is used for optimizing all models. During the training phase, if the model does not have an improvement in METEOR score on the validation set in two successive epochs, we divide the learning rate by two (the minimum learning rate is set to 0.0001) and the previous trained model with the best METEOR is reloaded. This method of learning rate decay is inspired by Wilson, Roelofs, Stern, Srebro, and Recht (2017), who advocated tuning the learning rate decay for Adam. In addition to learning rate decay, METEOR is applied to select the best model on the validation set because of a reasonable correlation between METEOR and human judgments (Anderson et al., 2016). Although SPICE can have higher correlations with human judgements, METEOR is quicker to calculate than SPICE, which requires dependency parsing, and so more suitable for a training criterion. The epoch limit is set to 30. We use the same vocabulary size and visual features for all models.  $\lambda$  in Equations 14 is empirically set to 0.2. Multilayer perceptrons in Equation 6, 13 and 19 use tanh as an activation function.

Table 1: The results of different image captioning models (%) on FlickrFace11K test split. B-N is the BLEU-N metric. The best performances are bold.

Model	B-1	B-2	B-3	B-4	METEOR	ROUGE-L	CIDEr	SPICE
SHOW-ATT-TELL	56.0	35.4	23.1	15.7	17.0	43.7	21.9	9.3
UP-DOWN	57.9	37.3	25.0	17.3	17.5	45.1	24.4	10.1
STEP-INJECT	58.4	37.6	24.8	17.0	17.5	45.0	22.8	9.9
INIT-FLOW	56.6	36.5	24.3	16.9	17.2	44.8	23.1	9.8
FACE-CAP-REPEAT	57.1	36.5	24.1	16.5	17.2	44.8	23.0	9.7
FACE-CAP-MEMORY	58.9	37.9	25.1	17.2	17.4	45.5	24.7	10.0
DUAL-FACE-ATT	<b>59.4</b>	<b>38.2</b>	25.4	17.6	<b>17.6</b>	<b>45.8</b>	<b>24.9</b>	10.1
JOINT-FACE-ATT	58.6	38.1	<b>25.6</b>	<b>17.7</b>	<b>17.6</b>	45.5	24.8	<b>10.2</b>

#### 4.4 Experimental Results

**Quantitative Analysis: Performance Metrics** The FlickrFace11K splits are used for training and evaluating all image captioning models in this paper. Table 1 summarizes the results on the FlickrFace11K test set. DUAL-FACE-ATT and JOINT-FACE-ATT outperform other image captioning models using all the evaluation metrics. For example, DUAL-FACE-ATT achieves 17.6 for BLEU-4 which is 1.9 and 0.4 points better than SHOW-ATT-TELL (the first baseline model) and FACE-CAP-MEMORY (the best of the FACE-CAP models), respectively. JOINT-FACE-ATT also achieves a BLEU-4 score of 17.7 which is 0.4 better than UP-DOWN, the baseline model it builds on, and 0.5 better than FACE-CAP-MEMORY. DUAL-FACE-ATT and JOINT-FACE-ATT show very close results, with DUAL-FACE-ATT demonstrating a couple of larger gaps in performance, in the BLEU-1 and ROUGE-L metrics. Among the FACE-CAP models, FACE-CAP-MEMORY is clearly the best.

**Quantitative Analysis: Entropy, Top<sub>4</sub> and Ranking of Generated Verbs** To analyze what it is about the captions themselves that differs under the various models, with respect to our aim of injecting information about emotional states of the faces in images, we first extracted all generated adjectives, which are tagged using the Stanford part-of-speech tagger software (Toutanova, Klein, Manning, & Singer, 2003). Perhaps surprisingly, emotions do not manifest themselves in the adjectives in our models: the adjectives used by all systems are essentially the same.

To investigate this further, we took the NRC emotion lexicon<sup>5</sup> (Mohammad & Turney, 2013) and examined the occurrence of words in the captions that also appeared in the lexicon. This widely-used lexicon is characterised as “a list of English words and their associations with eight basic emotions (anger, fear, anticipation, trust, surprise, sadness, joy, and disgust)” whose labels have been manually annotated through crowd-sourcing. The labels are based on word associations — annotators were asked “which emotions are associated with a target term” — rather than whether the word *embodies* an emotion; the lexicon thus contains a much larger set of words than is useful for our purposes. (For example, the most frequent word overall in the reference captions that appears in the lexicon is *young*, which presumably has some positive emotional associations.) In addition, the set of emotions used in lexicon labels does not exactly correspond to our set. We therefore do not propose to use this lexicon purely automatically, but instead to help in understanding the use of emotion-related words.

5. <https://saifmohammad.com/WebPages/NRC-Emotion-Lexicon.htm>

Table 2: The Entropies of all generated verbs and the probability mass of the Top<sub>4</sub> generated verbs (*is, are, sitting, and standing*). Reference means the ground-truth captions.

Model	Entropy	Top <sub>4</sub>
Reference	6.9963	32.63%
SHOW-ATT-TELL	2.7864	77.05%
UP-DOWN	2.7092	79.24%
STEP-INJECT	2.9059	74.80%
INIT-FLOW	2.6792	78.78%
FACE-CAP-REPEAT	2.7592	77.68%
FACE-CAP-MEMORY	2.9306	73.65%
DUAL-FACE-ATT	3.0154	71.14%
JOINT-FACE-ATT	2.8074	77.69%

Among the reference captions, as noted above the most frequent word from the emotion lexicon was *young*, followed by *white, blue* and *black*; all of these presumably have some emotional association, but do not generally embody an emotion. The first word embodying the expression of an emotion is the verb *smiling*, at rank 8, with other similar verbs following closely (e.g. *laughing, enjoying*). The highest ranked emotion-embodying adjective is *happy* at rank 26, with a frequency of around 15% of that of *smiling*; other adjectives were much further behind. It is clear that verbs form a more significant expression of emotion in this particular dataset than do adjectives.

To come up with an overall quantification of the different linguistic properties of the generated captions under the models, we therefore focussed our investigation on the differences in distributions of the generated verbs. To do this, we calculated three measures. The first is entropy (in the information-theoretic sense), which can indicate which distributions are closer to deterministic and which are more spread out (with a higher score indicating more spread out): in our context, it will indicate the amount of variety in selecting verbs. We calculated entropy using the standard Equation (22).

$$\text{Entropy} = - \sum_{1 \leq i \leq V} p(v_i) \times \log_2(p(v_i)) \quad (22)$$

where  $V$  indicates the number of the unique generated verbs and  $p(v_i)$  is the probability of each generated verb ( $v_i$ ), estimated as the Maximum Likelihood Estimate from the sample.

As a second measure, we looked at the four most frequent verbs (Top<sub>4</sub>), which are the same for all models (*is, sitting, are, standing*) — these are verbs with relatively little semantic content, and for the most part act as syntactic props for the content words of the sentence. The amount of probability mass left beyond those four verbs is another indicator of variety in verb expression.

Table 2 shows that DUAL-FACE-ATT can generate the most diverse distribution of the verbs compared to other models because it has the highest Entropy. It also shows that DUAL-FACE-ATT has the lowest (best) proportion of the probability mass taken up by Top<sub>4</sub>, leaving more for other verbs. In contrast to the results of the standard image captioning metrics shown in Table 1, DUAL-FACE-ATT and JOINT-FACE-ATT show very different behaviour: DUAL-FACE-ATT is clearly superior. Among the FACE-CAP models, as for the overall metrics, FACE-CAP-MEMORY is the best, and is in fact

Table 3: Comparison of different image captioning models in ranking example generated verbs. Higher ranks mean better results.

Model	Smiling	Looking	Singing	Reading	Eating	Laughing
Reference	11	10	27	35	24	40
SHOW-ATT-TELL	19	n/a	15	n/a	24	n/a
UP-DOWN	14	13	9	n/a	15	n/a
STEP-INJECT	11	18	10	n/a	15	n/a
INIT-FLOW	10	21	12	n/a	14	n/a
FACE-CAP-REPEAT	12	20	9	n/a	14	n/a
FACE-CAP-MEMORY	9	18	15	22	13	27
DUAL-FACE-ATT	14	16	9	19	19	25
JOINT-FACE-ATT	15	13	8	15	17	23

better than JOINT-FACE-ATT. (As a comparison, we also show Entropy and Top<sub>4</sub> for all reference captions (5 human-generated captions per image): human-generated captions are still much more diverse than the best models.)

The two measures above are concerned only with variety of verb choice and not with verbs linked specifically to emotions or facial expressions. For a third measure, therefore, we look at selected individual verbs linked to actions that relate to facial emotion expression, either direct or indirect. Our measure is the rank of the selected verb among all those chosen by a model; higher (i.e. lower-numbered) ranked verbs mean that the model more strongly prefers this verb. Our selected verbs are among those that ranked highly in the reference captions and also appeared in the emotion lexicon.

Table 3 shows a sample of those verbs such as *singing*, *reading* and *laughing*. The baseline SHOW-ATT-TELL model ranks all of those relatively low, where our other baseline UP-DOWN and our models incorporating facial expressions do better. Only FACE-CAP-MEMORY (the best of our FACE-CAP models by overall metrics) and our FACE-ATTEND models manage to use verbs like *laughing* and *reading*.

**Qualitative Analysis:** In Figure 7, we compare some generated captions by different image captioning models using four representative images. The first one shows that DUAL-FACE-ATT correctly uses *smiling* and *laughing* to capture the emotional content of the image. STEP-INJECT, INIT-FLOW, FACE-CAP-REPEAT and FACE-CAP-MEMORY are also successful in generating *smiling* for the image. For the second sample, DUAL-FACE-ATT and JOINT-FACE-ATT use the relevant verb *singing* to describe the image, while other models cannot generate the verb. Similarly, DUAL-FACE-ATT generates the verb *reading* for the third image. Moreover, most models can correctly generate *smiling* for the fourth image except SHOW-ATT-TELL and UP-DOWN which do not use the facial information. INIT-FLOW also cannot generate *smiling* because it uses the facial information only at initial step which provides a weak emotional signal for the model. Here, DUAL-FACE-ATT can generate the most accurate caption (“A man and a woman are smiling at the camera”) for the image,



**SAT:** Two women and a man are posing for a picture.  
**UD:** A group of people are posing for a picture.  
**SI:** Two men and a woman are smiling.  
**IF:** Two men and a woman are smiling at the camera.  
**FR:** Two men and a woman are smiling.  
**FM:** Two men and a woman are smiling at a camera.  
**DFA:** Three women are smiling and laughing.  
**JFA:** A group of people are posing for a picture.



**SAT:** A woman with a black shirt and black pants is standing in front of a microphone.  
**UD:** A man in a black shirt and a woman in a black shirt and a woman in a black shirt.  
**SI:** A man with a beard and a beard is playing a guitar.  
**IF:** A man in a black shirt and a black hat is playing a guitar.  
**FR:** A woman with a black shirt and a black hat is holding a microphone.  
**FM:** A woman in a black shirt is holding a microphone.  
**DFA:** A woman in a black dress is singing into a microphone.  
**JFA:** A woman in a black shirt is singing into a microphone.



**SAT:** A man in a white shirt is sitting at a table with a computer.  
**UD:** A man in a yellow shirt is sitting at a table with a book in his lap.  
**SI:** A man in a yellow shirt is working on a computer.  
**IF:** A woman in a yellow shirt is sitting at a table with a computer.  
**FR:** A man in a yellow shirt is sitting at a table with a computer.  
**FM:** A woman in a yellow shirt is working on a computer.  
**DFA:** A woman in a yellow shirt is reading a book.  
**JFA:** A man in a yellow shirt is working on a computer.



**SAT:** Two young girls are sitting in a chair.  
**UD:** A woman in a striped shirt is holding a small child in a striped shirt.  
**SI:** A woman with a brown shirt and a blond woman in a blue shirt are smiling.  
**IF:** A woman with a white shirt and a young girl in a blue shirt are sitting in a chair.  
**FR:** A woman and a woman are smiling at the camera.  
**FM:** A woman and a young girl are smiling.  
**DFA:** A man and a woman are smiling at the camera.  
**JFA:** A woman in a striped shirt is smiling at the camera.

Figure 7: Example generated captions using SAT (SHOW-ATT-TELL), UD (UP-DOWN) SI (STEP-INJECT), IF (INIT-FLOW), FR (FACE-CAP-REPEAT), FM (FACE-CAP-MEMORY), DFA (DUAL-FACE-ATT) and JFA (JOINT-FACE-ATT) models.

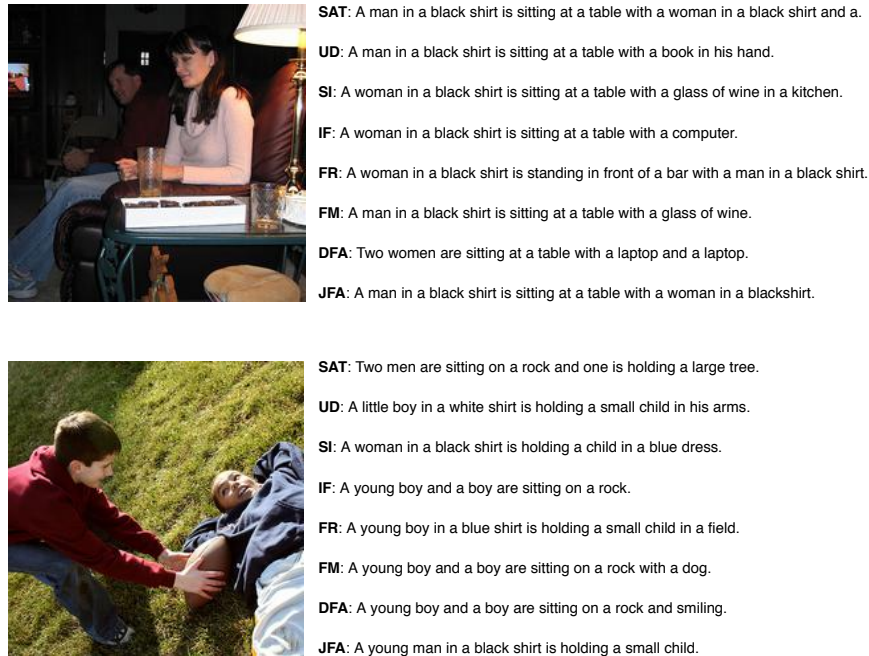


Figure 8: Example generated captions including some errors. (SAT (SHOW-ATT-TELL), UD (UP-DOWN) SI (STEP-INJECT), IF (INIT-FLOW), FR (FACE-CAP-REPEAT), FM (FACE-CAP-MEMORY), DFA (DUAL-FACE-ATT) and JFA (JOINT-FACE-ATT))

while other models generate some errors. For example, FACE-CAP-MEMORY generates “A woman and a young girl are smiling”, which does not describe the man in the image.

Figure 8 shows two examples including some improper words and phrases. For the first image, DUAL-FACE-ATT generates “Two women are sitting at a table with a laptop and a laptop”. This caption wrongly includes *laptop* and *two women*. Here, other models are more successful in generating relevant image captions. For the second image, JOINT-FACE-ATT incorrectly generates “holding a small child” and FACE-CAP-MEMORY wrongly generates “a dog”.

## 5. Conclusion

In this work, we have presented several image captioning models incorporating information from facial features. The joint image captioning models, DUAL-FACE-ATT and JOINT-FACE-ATT models, learned to apply both facial features and visual content to generate image captions that produce the highest results as measured by standard metrics on the FlickrFace11K dataset. They use attention mechanisms to adaptively take into account the presented facial expressions in images to generate more descriptive image captions. The example generated captions show that the models can generate more diverse image captions in addition to having a higher ability to employ facial expression features to describe images.

There is other recent work that explore other aspects of emotional content in images; we note specifically the dataset of You, Luo, Jin, and Yang (2016b). In future work, we are interested in exploring this broader emotional content of images, which is reflected in the NRC Emotion Lexicon we used in our linguistic analysis of captions.

## References

- Anderson, P., Fernando, B., Johnson, M., & Gould, S. (2016). Spice: Semantic propositional image caption evaluation. In *ECCV*, pp. 382–398. Springer.
- Anderson, P., He, X., Buehler, C., Teney, D., Johnson, M., Gould, S., & Zhang, L. (2018). Bottom-up and top-down attention for image captioning and visual question answering. In *CVPR*, Vol. 3, p. 6.
- Ba, J., Mnih, V., & Kavukcuoglu, K. (2014). Multiple object recognition with visual attention. *arXiv preprint arXiv:1412.7755*.
- Bahdanau, D., Cho, K., & Bengio, Y. (2014). Neural machine translation by jointly learning to align and translate. *arXiv preprint arXiv:1409.0473*.
- Bernardi, R., Cakici, R., Elliott, D., Erdem, A., Erdem, E., Ikizler-Cinbis, N., Keller, F., Muscat, A., & Plank, B. (2016). Automatic description generation from images: A survey of models, datasets, and evaluation measures. *Journal of Artificial Intelligence Research*, 55, 409–442.
- Chen, L., Zhang, H., Xiao, J., Nie, L., Shao, J., Liu, W., & Chua, T.-S. (2017). Sca-cnn: Spatial and channel-wise attention in convolutional networks for image captioning. In *2017 IEEE Conference on Computer Vision and Pattern Recognition (CVPR)*, pp. 6298–6306. IEEE.
- Chen, T., Zhang, Z., You, Q., Fang, C., Wang, Z., Jin, H., & Luo, J. (2018). factual or emotional: Stylized image captioning with adaptive learning and attention. *arXiv preprint arXiv:1807.03871*.
- Chen, X., & Lawrence Zitnick, C. (2015). Mind’s eye: A recurrent visual representation for image caption generation. In *CVPR*, pp. 2422–2431. IEEE.
- Corbetta, M., & Shulman, G. L. (2002). Control of goal-directed and stimulus-driven attention in the brain. *Nature reviews neuroscience*, 3(3), 201.
- Denkowski, M., & Lavie, A. (2014). Meteor universal: Language specific translation evaluation for any target language. In *WMT*, pp. 376–380.
- Donahue, J., Anne Hendricks, L., Guadarrama, S., Rohrbach, M., Venugopalan, S., Saenko, K., & Darrell, T. (2015). Long-term recurrent convolutional networks for visual recognition and description. In *CVPR*, pp. 2625–2634. IEEE.
- Ekman, P. (2006). *Darwin and facial expression: A century of research in review*. Ishk.
- Elliott, D., & Keller, F. (2013). Image description using visual dependency representations. In *Proceedings of the 2013 Conference on Empirical Methods in Natural Language Processing*, pp. 1292–1302.
- Farhadi, A., Hejrati, M., Sadeghi, M. A., Young, P., Rashtchian, C., Hockenmaier, J., & Forsyth, D. (2010). Every picture tells a story: Generating sentences from images. In *ECCV*, pp. 15–29. Springer.

- Fasel, B., & Luetttin, J. (2003). Automatic facial expression analysis: a survey. *Pattern recognition*, 36(1), 259–275.
- Field, T. M., Woodson, R., Greenberg, R., & Cohen, D. (1982). Discrimination and imitation of facial expression by neonates. *Science*, 218(4568), 179–181.
- Fridlund, A. J. (2014). *Human facial expression: An evolutionary view*. Academic Press.
- Gan, C., Gan, Z., He, X., Gao, J., & Deng, L. (2017). Stylenet: Generating attractive visual captions with styles. In *CVPR*. IEEE.
- Goodfellow, I. J., Erhan, D., Carrier, P. L., Courville, A., Mirza, M., Hamner, B., Cukierski, W., Tang, Y., Thaler, D., & Lee, D.-H. (2013). Challenges in representation learning: A report on three machine learning contests. In *ICONIP*, pp. 117–124. Springer.
- Hodosh, M., Young, P., & Hockenmaier, J. (2013). Framing image description as a ranking task: Data, models and evaluation metrics. *Journal of Artificial Intelligence Research*, 47, 853–899.
- Hossain, M., Sohel, F., Shiratuddin, M. F., & Laga, H. (2019). A comprehensive survey of deep learning for image captioning. *ACM Computing Surveys (CSUR)*, 51(6), 118.
- Hu, Z., Yang, Z., Liang, X., Salakhutdinov, R., & Xing, E. P. (2017). Toward controlled generation of text. In *Proceedings of the 34th International Conference on Machine Learning-Volume 70*, pp. 1587–1596. JMLR. org.
- Huber, B., McDuff, D., Brockett, C., Galley, M., & Dolan, B. (2018). Emotional dialogue generation using image-grounded language models. In *Proceedings of the 2018 CHI Conference on Human Factors in Computing Systems*, p. 277. ACM.
- Ioffe, S., & Szegedy, C. (2015). Batch normalization: Accelerating deep network training by reducing internal covariate shift. *arXiv preprint arXiv:1502.03167*.
- Jaderberg, M., Simonyan, K., & Zisserman, A. (2015). Spatial transformer networks. In *Advances in neural information processing systems*, pp. 2017–2025.
- Jin, J., Fu, K., Cui, R., Sha, F., & Zhang, C. (2015). Aligning where to see and what to tell: image caption with region-based attention and scene factorization. *arXiv preprint arXiv:1506.06272*.
- Johnson, J., Karpathy, A., & Fei-Fei, L. (2016). Denscap: Fully convolutional localization networks for dense captioning. In *CVPR*, pp. 4565–4574. IEEE.
- Kahou, S. E., Bouthillier, X., Lamblin, P., Gulcehre, C., Michalski, V., Konda, K., Jean, S., Froumenty, P., Dauphin, Y., & Boulanger-Lewandowski, N. (2016). Emonets: Multimodal deep learning approaches for emotion recognition in video. *Journal on Multimodal User Interfaces*, 10(2), 99–111.
- Kahou, S. E., Pal, C., Bouthillier, X., Froumenty, P., Gulcehre, C., Memisevic, R., Vincent, P., Courville, A., Bengio, Y., & Ferrari, R. C. (2013). Combining modality specific deep neural networks for emotion recognition in video. In *ICMI*, pp. 543–550. ACM.
- Kanade, T., Cohn, J. F., & Tian, Y. (2000). Comprehensive database for facial expression analysis. In *Proceedings Fourth IEEE International Conference on Automatic Face and Gesture Recognition (Cat. No. PR00580)*, pp. 46–53. IEEE.
- Karpathy, A., & Fei-Fei, L. (2015). Deep visual-semantic alignments for generating image descriptions. In *CVPR*, pp. 3128–3137. IEEE.



- Kim, B.-K., Dong, S.-Y., Roh, J., Kim, G., & Lee, S.-Y. (2016). Fusing aligned and non-aligned face information for automatic affect recognition in the wild: A deep learning approach. In *CVPR Workshops*, pp. 48–57. IEEE.
- King, D. E. (2009). Dlib-ml: A machine learning toolkit. *Journal of Machine Learning Research*, 10(Jul), 1755–1758.
- Kingma, D. P., & Ba, J. (2014). Adam: A method for stochastic optimization. *arXiv preprint arXiv:1412.6980*.
- Kiros, R., Salakhutdinov, R., & Zemel, R. S. (2014). Unifying visual-semantic embeddings with multimodal neural language models. *arXiv preprint arXiv:1411.2539*.
- Koch, C., & Ullman, S. (1987). Shifts in selective visual attention: towards the underlying neural circuitry. In *Matters of intelligence*, pp. 115–141. Springer.
- Krishna, R., Zhu, Y., Groth, O., Johnson, J., Hata, K., Kravitz, J., Chen, S., Kalantidis, Y., Li, L.-J., & Shamma, D. A. (2017). Visual genome: Connecting language and vision using crowdsourced dense image annotations. *International Journal of Computer Vision*, 123(1), 32–73.
- Kulkarni, G., Premraj, V., Ordonez, V., Dhar, S., Li, S., Choi, Y., Berg, A. C., & Berg, T. L. (2013). Baby talk: Understanding and generating simple image descriptions. *IEEE Transactions on Pattern Analysis and Machine Intelligence*, 35(12), 2891–2903.
- Kuznetsova, P., Ordonez, V., Berg, A. C., Berg, T. L., & Choi, Y. (2012). Collective generation of natural image descriptions. In *ACL*, pp. 359–368. Association for Computational Linguistics.
- Li, Y., Yao, T., Mei, T., Chao, H., & Rui, Y. (2016). Share-and-chat: Achieving human-level video commenting by search and multi-view embedding. In *Proceedings of the 24th ACM international conference on Multimedia*, pp. 928–937. ACM.
- Lin, C.-Y. (2004). Rouge: A package for automatic evaluation of summaries. *Text Summarization Branches Out*.
- Lin, T.-Y., Maire, M., Belongie, S., Hays, J., Perona, P., Ramanan, D., Dollár, P., & Zitnick, C. L. (2014). Microsoft coco: Common objects in context. In *European conference on computer vision*, pp. 740–755. Springer.
- Lisetti, C. (1998). Affective computing..
- Lu, J., Xiong, C., Parikh, D., & Socher, R. (2017). Knowing when to look: Adaptive attention via a visual sentinel for image captioning. In *CVPR*, Vol. 6, p. 2.
- Lucey, P., Cohn, J. F., Kanade, T., Saragih, J., Ambadar, Z., & Matthews, I. (2010). The extended cohn-kanade dataset (ck+): A complete dataset for action unit and emotion-specified expression. In *2010 IEEE Computer Society Conference on Computer Vision and Pattern Recognition-Workshops*, pp. 94–101. IEEE.
- Mao, J., Xu, W., Yang, Y., Wang, J., Huang, Z., & Yuille, A. (2014). Deep captioning with multimodal recurrent neural networks (m-rnn). *arXiv preprint arXiv:1412.6632*.
- Mathews, A., Xie, L., & He, X. (2018). Semstyle: Learning to generate stylised image captions using unaligned text. In *Proceedings of the IEEE Conference on Computer Vision and Pattern Recognition*, pp. 8591–8600.

- Mathews, A. P., Xie, L., & He, X. (2016). Senticap: Generating image descriptions with sentiments.. In *AAAI*, pp. 3574–3580.
- Mnih, V., Heess, N., & Graves, A. (2014). Recurrent models of visual attention. In *Advances in neural information processing systems*, pp. 2204–2212.
- Mohammad, S. M., & Turney, P. D. (2013). Crowdsourcing a word-emotion association lexicon.. *29(3)*, 436–465.
- Nezami, O. M., Dras, M., Anderson, P., & Hamey, L. (2018a). Face-cap: Image captioning using facial expression analysis. In *Joint European Conference on Machine Learning and Knowledge Discovery in Databases*, pp. 226–240. Springer.
- Nezami, O. M., Dras, M., Hamey, L., Richards, D., Wan, S., & Paris, C. (2018b). Automatic recognition of student engagement using deep learning and facial expression. *arXiv preprint arXiv:1808.02324*.
- Pang, B., & Lee, L. (2008). Opinion mining and sentiment analysis. *Found. Trends Inf. Retr.*, *2(1-2)*, 1–135.
- Papineni, K., Roukos, S., Ward, T., & Zhu, W.-J. (2002). Bleu: a method for automatic evaluation of machine translation. In *ACL*, pp. 311–318. Association for Computational Linguistics.
- Pennebaker, J. W., & King, L. A. (1999). Linguistic styles: Language use as an individual difference.. *Journal of personality and social psychology*, *77(6)*, 1296.
- Pramerdorfer, C., & Kampel, M. (2016). Facial expression recognition using convolutional neural networks: State of the art. *arXiv preprint arXiv:1612.02903*.
- Radford, A., Jozefowicz, R., & Sutskever, I. (2017). Learning to generate reviews and discovering sentiment. *arXiv preprint arXiv:1704.01444*.
- Ren, S., He, K., Girshick, R., & Sun, J. (2017). Faster r-cnn: towards real-time object detection with region proposal networks. *IEEE Transactions on Pattern Analysis & Machine Intelligence*, pp. 1137–1149.
- Rennie, S. J., Marcheret, E., Mroueh, Y., Ross, J., & Goel, V. (2017). Self-critical sequence training for image captioning. In *CVPR*, Vol. 1, p. 3.
- Rensink, R. A. (2000). The dynamic representation of scenes. *Visual cognition*, *7(1-3)*, 17–42.
- Russakovsky, O., Deng, J., Su, H., Krause, J., Satheesh, S., Ma, S., Huang, Z., Karpathy, A., Khosla, A., & Bernstein, M. (2015). Imagenet large scale visual recognition challenge. *International journal of computer vision*, *115(3)*, 211–252.
- Sariyanidi, E., Gunes, H., & Cavallaro, A. (2015). Automatic analysis of facial affect: A survey of registration, representation, and recognition. *IEEE transactions on pattern analysis and machine intelligence*, *37(6)*, 1113–1133.
- Simonyan, K., & Zisserman, A. (2014). Very deep convolutional networks for large-scale image recognition. *arXiv preprint arXiv:1409.1556*.
- Spratling, M. W., & Johnson, M. H. (2004). A feedback model of visual attention. *Journal of cognitive neuroscience*, *16(2)*, 219–237.
- Sutskever, I., Vinyals, O., & Le, Q. V. (2014). Sequence to sequence learning with neural networks. In *NIPS*, pp. 3104–3112.

- Sutton, R. S., & Barto, A. G. (1998). *Introduction to reinforcement learning*, Vol. 135. MIT press Cambridge.
- Tang, Y. (2013). Deep learning using linear support vector machines. *arXiv preprint arXiv:1306.0239*.
- Tian, Y.-I., Kanade, T., & Cohn, J. F. (2001). Recognizing action units for facial expression analysis. *IEEE Transactions on pattern analysis and machine intelligence*, 23(2), 97–115.
- Tian, Y., Wang, X., Wu, J., Wang, R., & Yang, B. (2019). Multi-scale hierarchical residual network for dense captioning. *Journal of Artificial Intelligence Research*, 64, 181–196.
- Toutanova, K., Klein, D., Manning, C. D., & Singer, Y. (2003). Feature-rich part-of-speech tagging with a cyclic dependency network. In *NAACL HLT*, pp. 173–180. Association for Computational Linguistics.
- Uijlings, J. R., Van De Sande, K. E., Gevers, T., & Smeulders, A. W. (2013). Selective search for object recognition. *International journal of computer vision*, 104(2), 154–171.
- Vaswani, A., Shazeer, N., Parmar, N., Uszkoreit, J., Jones, L., Gomez, A. N., Kaiser, Ł., & Polosukhin, I. (2017). Attention is all you need. In *Advances in neural information processing systems*, pp. 5998–6008.
- Vedantam, R., Lawrence Zitnick, C., & Parikh, D. (2015). Cider: Consensus-based image description evaluation. In *CVPR*, pp. 4566–4575. IEEE.
- Vinyals, O., & Le, Q. (2015). A neural conversational model. *arXiv preprint arXiv:1506.05869*.
- Vinyals, O., Toshev, A., Bengio, S., & Erhan, D. (2015). Show and tell: A neural image caption generator. In *CVPR*, pp. 3156–3164. IEEE.
- Williams, R. J. (1992). Simple statistical gradient-following algorithms for connectionist reinforcement learning. *Machine learning*, 8(3-4), 229–256.
- Wilson, A. C., Roelofs, R., Stern, M., Srebro, N., & Recht, B. (2017). The marginal value of adaptive gradient methods in machine learning. In *NIPS*, pp. 4151–4161.
- Xu, K., Ba, J., Kiros, R., Cho, K., Courville, A., Salakhudinov, R., Zemel, R., & Bengio, Y. (2015). Show, attend and tell: Neural image caption generation with visual attention. In *ICML*, pp. 2048–2057.
- Yin, L., Wei, X., Sun, Y., Wang, J., & Rosato, M. J. (2006). A 3d facial expression database for facial behavior research. In *7th international conference on automatic face and gesture recognition (FGRO6)*, pp. 211–216. IEEE.
- You, Q., Jin, H., & Luo, J. (2018). Image captioning at will: A versatile scheme for effectively injecting sentiments into image descriptions. *arXiv preprint arXiv:1801.10121*.
- You, Q., Jin, H., Wang, Z., Fang, C., & Luo, J. (2016a). Image captioning with semantic attention. In *CVPR*, pp. 4651–4659. IEEE.
- You, Q., Luo, J., Jin, H., & Yang, J. (2016b). Building a Large Scale Dataset for Image Emotion Recognition: The Fine Print and The Benchmark. In *Proceedings of the Thirtieth AAAI Conference on Artificial Intelligence*, pp. 308–314.
- Young, P., Lai, A., Hodosh, M., & Hockenmaier, J. (2014). From image descriptions to visual denotations: New similarity metrics for semantic inference over event descriptions. *Transactions of the Association for Computational Linguistics*, 2, 67–78.

- Yu, Y., Ko, H., Choi, J., & Kim, G. (2017). End-to-end concept word detection for video captioning, retrieval, and question answering. In *2017 IEEE Conference on Computer Vision and Pattern Recognition (CVPR)*, pp. 3261–3269. IEEE.
- Yu, Z., & Zhang, C. (2015). Image based static facial expression recognition with multiple deep network learning. In *ICMI*, pp. 435–442. ACM.
- Zeng, N., Zhang, H., Song, B., Liu, W., Li, Y., & Dobaie, A. M. (2018). Facial expression recognition via learning deep sparse autoencoders. *Neurocomputing*, *273*, 643–649.
- Zeng, Z., Pantic, M., Roisman, G. I., & Huang, T. S. (2008). A survey of affect recognition methods: Audio, visual, and spontaneous expressions. *IEEE transactions on pattern analysis and machine intelligence*, *31*(1), 39–58.
- Zhang, Z., Luo, P., Loy, C.-C., & Tang, X. (2015). Learning social relation traits from face images. In *Proceedings of the IEEE International Conference on Computer Vision*, pp. 3631–3639.