

Do Neural Language Representations Learn Physical Commonsense?

Maxwell Forbes[†], Ari Holtzman^{†‡}, and Yejin Choi^{†‡}

{mbforbes, ahai, yejin}@cs.washington.edu

[†]Paul G. Allen School of Computer Science and Engineering, University of Washington

[‡]Allen Institute for Artificial Intelligence

Abstract

Humans understand language based on rich background knowledge about how the physical world works, which in turn allows us to reason about the physical world through language. In addition to the *properties* of objects (e.g., *boats require fuel*) and their *affordances*, i.e., the actions that are applicable to them (e.g., *boats can be driven*), we can also reason about *if-then* inferences between what properties of objects imply the kind of actions that are applicable to them (e.g., *that if we can drive something then it likely requires fuel*).

In this paper, we investigate the extent to which state-of-the-art neural language representations, trained on a vast amount of natural language text, demonstrate physical commonsense reasoning. While recent advancements of neural language models have demonstrated strong performance on various types of natural language inference tasks, our study based on a dataset of over 200k newly collected annotations suggests that neural language representations still only learn associations that are explicitly written down.¹

Keywords: physical commonsense, natural language, neural networks, affordances

Introduction

Understanding everyday natural language communication requires a rich spectrum of physical commonsense knowledge. Consider the example dialog sketched in Figure 1. A simple observation that, “*The blender is broken again!*” triggers myriad pieces of implied understanding (e.g., that something which requires electricity will only work with a source of power). Such knowledge is rarely stated explicitly (Van Durme, 2010), and instead can be inferred on-the-fly as needed.

In this paper, we study physical commonsense knowledge underlying natural language understanding, organized as interactions among three distinct concepts: (i) objects, (ii) their attributes (properties), and (iii) the actions that can be applied to them (affordances) (Figure 1, bottom). The premise of our study is that language models trained on a sufficiently large amount of text can recover a great deal of physical commonsense knowledge about each of these concepts. However, aspects of this knowledge may only be implicit in natural language utterances. For example, answering a question from the Winograd Schema Challenge (Levesque, Davis, & Morgenstern, 2012)—“The trophy would not *fit* in the brown suit-

¹Visit <https://mbforbes.github.io/physical-commonsense> for our data, code, and more project information.

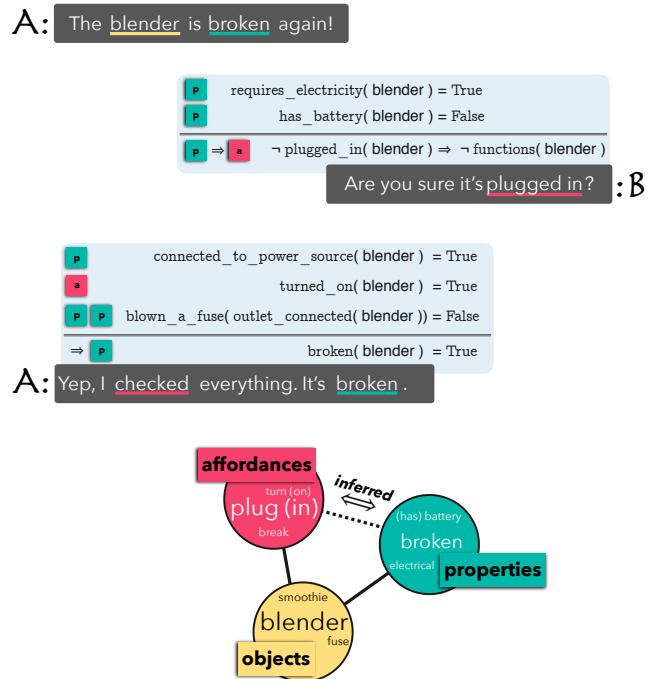


Figure 1: Natural language communication often requires reasoning about the affordances of objects (i.e., what actions are applicable to objects) from the properties of the objects (e.g., whether an object is edible, stationary, or requires electricity) and vice versa. We study the extent to which neural networks trained on a large amount of text can recover various aspects of physical commonsense knowledge.

case because it was too *big*. What was too big?”—implicitly requires the physical commonsense reasoning that “*in order to fit X in Y, X should be relatively smaller compared to Y,*” which essentially requires reasoning about the affordances of objects (*fit X in Y*) from their attributes (relative sizes of X and Y).

We investigate the extent to which neural language models trained on a massive amount of text demonstrate various aspects of physical commonsense knowledge and reasoning. Our analysis includes word embeddings such as GloVe (Pennington, Socher, & Manning, 2014), as well as more re-

cent contextualized representations like ELMo (Peters et al., 2018) and BERT (Devlin, Chang, Lee, & Toutanova, 2018). Such models are trained without supervision by exposing them to billions of words, and allowing them to extract patterns purely from token prediction tasks that can be derived directly from raw text. These language representation models have established unprecedented performance on a wide range of evaluations, including natural language inference and commonsense reasoning.

How much do these large, unsupervised models of language learn about physical commonsense knowledge? Some recent work has studied the capabilities of word embeddings to predict an object’s properties (Rubinstein, Levi, Schwartz, & Rappoport, 2015; Lucy & Gauthier, 2017). Motivated by these efforts to understand language representations, we present several contributions. We propose two datasets: the *abstract dataset*, a refreshed version of the McRate dataset (McRae, Cree, Seidenberg, & McNorgan, 2005), pruned and densely annotated to eliminate false negatives present in previous work; and the *situated dataset*, with annotations for objects’ properties and affordances in real-world images sampled from the MS COCO dataset (Lin et al., 2014). As in previous work, we consider the prediction task of linking objects and their properties ($O \longleftrightarrow P$), but with our new situated dataset, we are also able to study the connection between objects and their affordances ($O \longleftrightarrow A$), as well as between affordances and properties ($A \longleftrightarrow P$). We also study the latest models from the natural language processing community (ELMo, BERT) using in-context word representations, and present results for all of our proposed datasets and tasks. Our analysis suggests that current neural language representations are proficient at guessing the affordances and properties of objects, but lack the ability to reason about the relationship between affordances and properties itself.

Characterizing Objects through Properties and Affordances

Properties

We use the term *properties* to refer to the static characteristics of objects. They encompass our commonsense understanding of what something is like. For example, we might say that an *apple* has the property of being *edible*, or that a *plant* is *stationary*.

As with McRae et al. (2005), properties capture the general perception of a thing. Exceptions naturally arise. For example, specific instances can violate the general properties of an object, such as the inedibility of a rotten apple. Additionally, subtypes can diverge from the exemplar of a category: the Venus flytrap is a plant with the ability to move.

Affordances

We express an object’s actions with verbs. One way to focus on understanding the actions of objects is to focus on their *affordances*. Coined by Gibson (1966), this term initially described animal-perceived uses for an object, but has

since come to mean the perceived uses of an object in a given environment (Norman, 1988; Gaver, 1991).

Here, we take a simpler, human-centric definition. We consider an object’s affordances to be, “what actions do humans take with an object?” For example, *boots* commonly afford *wear*, *kick off*, *lace up*, and *put on*.

Inference Between Affordances and Properties

Affordances and properties exhibit a surprising connection. As humans, we are able to infer many of an object’s affordances based on its properties ($A \leftarrow P$). The same is also true in the reverse ($A \rightarrow P$).

Consider an exchange: “*You think you could fit that boulder in your truck?*” “*No way! That thing was so big you could go for a hike on it.*” We might sketch out some of this information as:

$$\begin{aligned} \textit{fit } x \textit{ into } y &\implies x <^{\textit{size}} y \\ \textit{hike}(x) &\implies x \gg^{\textit{size}} \textit{HUMAN} \end{aligned}$$

While the above information only concerns a property’s *relative* value (comparative size), a broad range of information can be inferred between affordances and properties. Our focus in this work is on *absolute* properties, for example:

She plugged in her robot.

$$\textit{plug-in}(x) \implies \textit{uses-electricity}(x)$$

She looked through the keyhole.

$$\textit{look-through}(x) \implies \textit{transparent}(x)$$

He poured coffee into the cup

$$\textit{pour-into}(x) \implies \textit{holds-liquid}(x)$$

It shattered on the floor.

$$\textit{shatter}(x) \implies \textit{rigid}(x)$$

The implications (\implies) should be taken with a probabilistic grain of salt. However, they capture our intuitions about what we expect to be true. Wouldn’t it be surprising to shatter something that isn’t rigid, or plug-in something that doesn’t take power?

Humans use the link between affordances and properties to recover information. Can machine learning models do the same? It is difficult to model these implications based on text alone because there is no direct evidence for the implied information. Any implication that can be trivially understood by a person is precisely the kind of information left unsaid. Who would write, “*If I can walk inside my house, I know that my house is bigger than I am?*” Nevertheless, we naturally understand that: $x \textit{ walk-inside } y \implies x <^{\textit{size}} y$.

Directly attacking the link between affordances and properties requires access to implications across the edges. Without such information, we can use objects as a proxy to understand how much modern neural networks know about this

Statistics

	Total	Statistics
Abstract		
Objects	514	411 train / 103 test
Properties	50	obj/prop: 60 median (3 min, 302 max) prop/obj: 8 median (1 min, 23 max)
Annotations	77,100	3 anns/datum
Situated		
Objects	1,024	80 unique, split: 64 train / 16 test
Properties	50	
Affordances	3072	3 affordances / object (by design)
Annotations	156,672	3 anns/datum

Examples

Objects	Properties	Affordances
<i>harmonica, van</i>	<i>expensive, squishy</i>	<i>pick up, remove</i>
<i>potato, shovel</i>	<i>used as a tool for cooking</i>	<i>pet, talk to</i>
<i>cat, bed</i>	<i>decorative, fun</i>	<i>cook, throw out</i>

Table 1: Statistics and examples for the proposed abstract and situated datasets (based on (McRae et al., 2005) and (Lin et al., 2014)).

edge. For example, taking an object like *boots*, and using only its top affordances *wear*, *kick off*, and *lace up*, can we predict its properties?

Experiments

Tasks

As shown at the bottom of Figure 1, our problem space naturally defines three edges in a graph. A property prediction task may attempt to produce the human-labeled set of properties given a new object ($O \rightarrow P$) (Lucy & Gauthier, 2017). Predicting affordances can be done similarly: given a new object, can its top affordances be distinguished from others ($O \rightarrow A$)? And finally, the troublesome but fertile edge between properties and affordances: can a model predict the set of properties compatible with an affordance ($A \rightarrow P$)?

We frame each scenario as a series of joint reasoning tasks. Given two instances (e.g., an object and a property), a model must make a binary decision as to whether they are compatible. For example, predicting which of k properties $\{p_1, \dots, p_k\}$ are compatible with an object o will be set up as k compatibility tasks $(o, p_i) \rightarrow \{0, 1\}$.² We denote the tasks as object-property ($O \leftrightarrow P$), object-affordance ($O \leftrightarrow A$), and affordance-property ($A \leftrightarrow P$).

²We experimented with other task setups found in previous work, such as using an object to predict a k -length vector of properties: $(o) \rightarrow \{0, 1\}_k$. However, we found models performed better on all metrics by instead framing the task as a series of compatibility decisions. We suspect the reason is that this setup allows models to take advantage of input representations of both words rather than just one.

Data

To fuel experiments in these three tasks, we introduce two new datasets. The first we call the *abstract* dataset, which is a set of judgements elicited from only the name of the object (e.g., *wheelbarrow*) and property (e.g., *is an animal*). The second is the *situated* dataset, where properties and affordances are annotated on objects in the context of real-world pictures.³

Abstract Dataset Several lists of properties (McRae et al., 2005), categorization schemes (Devereux, Tyler, Geertzen, & Randall, 2014), and quantification layers (Herbelot & Vecchi, 2015) have been proposed. We take the set of objects and properties from McRae et al. (2005) and perform filtering and preprocessing similar to Lucy and Gauthier (2017). We also include the set of objects from the MS COCO dataset (Lin et al., 2014), collapse similar objects (e.g., many bird species) and add seven new properties (such as *man-made* and *squishy*). We end up with a set of 514 objects and 50 properties. We re-annotate all 25,700 object-property pairs to eliminate false negatives from the original McRae data collection process and provide labels for new entries. We annotate each pair three times for a total of 77,100 annotations, and keep only labels with $\geq 2/3$ agreement.

Situated Dataset We also annotate instances of objects situated in photographs. Images have the great advantage of resolving visual ambiguities of appearance, shape, and form. For example, a *bottle* has different properties if it is a glass beverage container or plastic shampoo tube. Only a few non-visual properties (e.g., *smelliness*) must then be inferred from the environment.

To build the an experimental situated testbed, we sample images from the MS COCO dataset (Lin et al., 2014). We constrain each image to have between three and seven objects to avoid scenes that are too sparse (often portraits) or dense (cluttered collections). We also ensure that we have at least five samples of each of the 80 unique object categories in the dataset. We end up with 1,024 objects across 220 images. We then annotate all 50 properties (introduced in the abstract dataset) for each object, annotating each three times for a total of 153,600 labels. We filter using the same scheme ($\geq 2/3$ agreement).

In addition to the properties, we also collect annotations of the affordances for all objects in the situated dataset. We allow annotators to choose from the 504 verbs from the imSitu dataset (Yatskar, Zettlemoyer, & Farhadi, 2016). We provide common variants of each verb that include particles, allowing annotations such as *pick up* and *throw out*. Annotators select the top three to five affordances that come to mind when they see the selected object in the context of its photograph. We again perform this annotation three times for each object, and

³Annotations for both datasets are performed by workers on Amazon Mechanical Turk.

	Abstract				Situated											
	O \longleftrightarrow P				O \longleftrightarrow P				O \longleftrightarrow A				A \longleftrightarrow P			
	<i>obj</i>	<i>prop</i>	$\mu F1$	<i>sig</i>	<i>obj</i>	<i>prop</i>	$\mu F1$	<i>sig</i>	<i>obj</i>	<i>aff</i>	$\mu F1$	<i>sig</i>	<i>aff</i>	<i>prop</i>	$\mu F1$	<i>sig</i>
RANDOM	0.25	0.26	0.26	***	0.24	0.25	0.22	***	0.53	0.62	0.51	***	0.24	0.26	0.23	***
MAJORITY	0.34	0.11	0.31	***	0.16	0.05	0.17	***	0.82	0.68	0.82	***	0.18	0.05	0.17	***
GLOVE	0.63	0.47	0.63	***	0.55	0.39	0.57		0.85	0.73	0.86		0.27	0.13	0.29	
DEP-EMBS	0.62	0.42	0.60	***	0.54	0.36	0.54	***	0.84	0.67	0.84	*	0.26	0.12	0.28	
ELMO	0.67	0.55	0.67	**	0.58	0.44	0.58	***	0.84	0.71	0.85	**	0.31	0.17	0.34	
BERT	0.74	0.67	0.74	\leftarrow	0.64	0.59	0.67	\leftarrow	0.87	0.77	0.88	\leftarrow	0.36	0.25	0.37	\leftarrow
HUMAN	0.78	0.80	0.67		0.70	0.69	0.61		0.83	0.93	0.80		0.65	0.67	0.40	

Table 2: Macro F1 scores per category (object, property, affordance) and micro F1 score ($\mu F1$) on both the abstract and situated test sets. Highest model values are bolded. Statistical significance (*sig*) is calculated with McNemar’s test, comparing the best-scoring model (by $\mu F1$, denoted \leftarrow) with each other model. Stratified p-values are shown, with * for $p < 0.05$, ** for $p < 0.01$, and *** for $p < 0.001$. Human performance is estimated by 50 expert-annotated random samples from the test set (no McNemar’s test).

aggregate the verbs chosen to pick the top three most common affordances for each object. We end up with a set of sparsely labeled affordances for each situated object. We perform balanced negative sampling by selecting $k = 3$ affordances for each datum and setting their labels to zero.

Detailed statistics and examples for both datasets are shown in Table 1. Full lists of the objects, properties, and affordances, as well as the annotation interfaces, are provided in the Appendix.

Models

Word embeddings We consider four representations of the words involved in the tasks. Two of the representations are word embeddings. These map single words to vectors in \mathbb{R}^d . We use GloVe embeddings (Pennington et al., 2014) as they have proven effective at object-property tasks in the past (Lucy & Gauthier, 2017). We also use Dependency Based Word Embeddings (Levy & Goldberg, 2014), as they may more directly capture the relations between objects and their affordances. In both cases, $d = 300$, and we use the GloVe embedding variant with the largest amount of pretraining (840 billion words).

Contextualized representations The other two representations are ELMO (Peters et al., 2018) and BERT (Devlin et al., 2018), which are contextualized. These require full sentences (as opposed to single words) to compute a vector, but in turn produce results more specific to words’ linguistic surroundings. For example, ELMO and BERT produce different representations for *book* in “*I read the book*” versus “*Please book the flight*,” while word embeddings have only a single representation.

To account for this, we generate sentences using the relevant objects, properties, and affordances for the task at hand. For example, to judge *accordion* and *squishy*, we would generate “*An accordion is squishy.*”

For ELMO, we then take the final layer representations for the two compared words, each of which is a $d = 1024$ length vector. For BERT, we take the overall sentence representation as the final layer’s hidden state of the [CLS] (sentence summary) symbol, which produces a single $d = 1024$ vector.

Finetuning Given the word representations above, we finetune each of the models by adding trainable multilayer perceptron (MLP) after the input representations. This allows models to learn interrelations between the two categories at hand, essentially calibrating the unsupervised representations into a compatibility function. We use a single hidden layer in the MLP, and train using mean squared error loss with L2 regularization. For BERT, we find the standard procedure of finetuning the *entire* model vital for good performance.

To summarize, for two words (w_i, w_j) which can be written together in a sentence $s = w_1 \dots w_n$, we have for a model m ,

$$r(w_i, w_j) = \begin{cases} \langle m(w_i), m(w_j) \rangle & \text{if } m \in \{\text{GL.}, \text{D.E.}\} \\ m_{\{i,j\}}^{-1}(s) & \text{if } m = \text{ELMO} \\ m_{[\text{CLS}]}^{-1}(s) & \text{if } m = \text{BERT} \end{cases}$$

$$\hat{y}_{w_i, w_j} \propto \sigma(\mathbf{W}_2 \times a(\mathbf{W}_1 \times r(w_i, w_j) + \mathbf{b}_1) + \mathbf{b}_2)$$

$$\mathcal{L}(w_i, w_j, y, \theta, \lambda) = (y - \hat{y}_{w_i, w_j})^2 + \lambda \|\theta\|_2^2$$

where $m(\cdot)_i^\ell$ is an embedding of the i th token in the layer ℓ , a is a nonlinear activation function, $y \in \{0, 1\}$ is the ground truth label, $\theta = \{\mathbf{W}_1, \mathbf{W}_2, \mathbf{b}_1, \mathbf{b}_2\}$ are trainable parameters, and λ is the regularization strength.⁴

We optimize models using gradient descent (or Adam (Kingma & Ba, 2014) for BERT), and tune all hyperparameters using k -fold cross validation with $k = 5$.

⁴For BERT, we also follow standard practice and append a single trainable layer (logistic regression) instead of a two-layer MLP; i.e., $\mathbf{W}_1 = \mathbf{I}, \mathbf{b}_1 = \mathbf{0}, a(x) = x$.

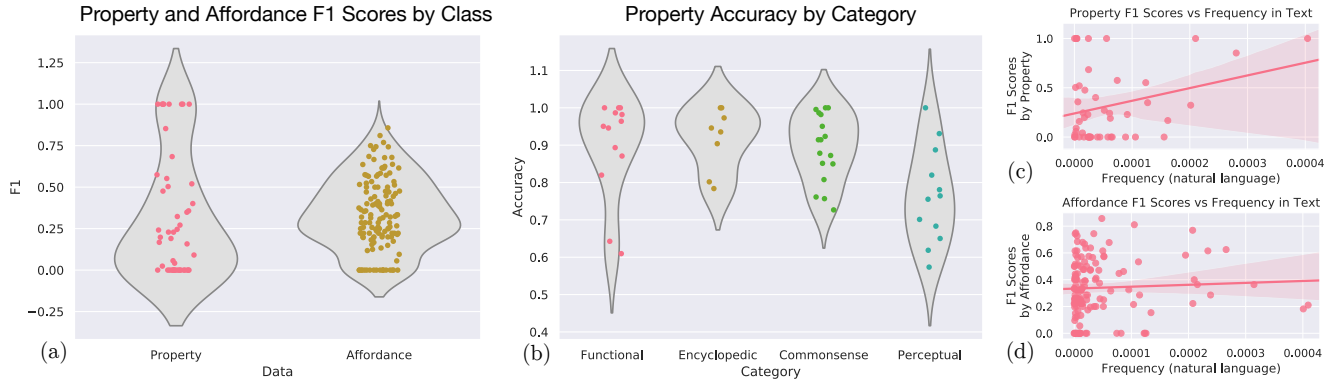


Figure 2: Detailed results of top performing model (BERT) on the affordance-property compatibility task ($A \leftrightarrow P$) in the situated dataset. (a) F1 scores are plotted per property (left) and affordance (right). (b) Properties are divided into four categories and plotted by accuracy. (c), (d) Both property and affordance F1 plotted against word frequency in natural language text.

Baselines We compare performance for these models against two simple approaches. The *random* baseline simply flips a coin for each compatibility decision. The *majority* baseline uses the per-class majority label for the training set, aggregating by property for the $O \leftrightarrow P$ and $A \leftrightarrow P$ tasks, and by affordance for the $O \leftrightarrow A$ task.

Human performance Finally, we estimate human performance on this task. We sample 50 samples at random from the test set for each task, and have an expert annotate them. For fairness to the models, we do not show the expert the photographs or exact instance from which the situated examples are drawn.

Results

A summary of all model performances is shown in Table 2. Consistent with prior work that has studied object and property compatibility (Lucy & Gauthier, 2017), we find good but not perfect performance (close to 0.70 F1 scores) on the abstract dataset (task $O \leftrightarrow P$). Models fare slightly worse on the situated $O \leftrightarrow P$ task, with the best performance below 0.60 F1. This effect is consistent in the human expert scores as well. Though this dataset is larger, the introduction of context allows for greater variance in the properties of an object.

The object-affordance compatibility task ($O \leftrightarrow A$) yields significantly higher numbers. Not only is this task statistically easier (as demonstrated by the strong majority baseline), but this edge is the only one directly observed in language. All models pretrained on text have been exposed to many instances of likely verbs for each object considered. In fact, all pretrained models perform in the same range as human ability, and there is no statistically significant difference between the models for this task.

However, all models struggle with the affordance-property task ($A \leftrightarrow P$). The highest F1 scores are in the 0.30s, with the random baseline achieving the highest macro F1 score by property. While this task is also the most difficult for hu-

mans, their macro F1 scores for both affordances and properties are around double those of the best performing models. We posit that the inference between affordances and properties requires multi-hop reasoning that is simply not present in the pretraining of large text-based models. We provide further analysis in the following section.

Analysis

Models achieve reasonable performance predicting the compatibility of both properties and affordances with objects. However, the task requiring inference between affordances and properties ($A \leftrightarrow P$) confounds even the strongest models.

We explore this result through a detailed analysis of the top performing model. Figure 2 presents a breakdown of BERT’s results on the affordances-property compatibility task ($A \leftrightarrow P$) on the situated dataset. From the leftmost graph (a), we observe that a per-property analysis shows a largely bimodal split between properties that are fully predicted (1.0 F1), and went completely unmodeled (0.0 F1). Affordances, on the other hand, lie more evenly across the F1 range. Because the task involved the compatibility between properties and affordances, mass for correct predictions must be shared between the two data groups. That so few properties achieved a high F1 score suggests that many affordances rely on only a few properties for accurate prediction.

We perform further analysis to investigate which kinds of properties yielded better affordance-property modeling. We categorize each property into four coarse classes: functional (e.g., *is used for cooking*), encyclopedic (e.g., *is an animal*), commonsense (e.g., *comes in pairs*), and perceptual (e.g., *is smooth*). Figure 2 (b) shows a breakdown of property performance grouped by these four categories. (Here, we plot accuracy instead of the sharper F1 metric to better illustrate the spread of performance.) Functional properties exhibit the highest performance. This makes intuitive since, because functional capabilities are directly tied to an object’s affor-

dances. In contrast, perceptual properties exhibit generally lower and inconsistent performance than other categories. We suspect that perceptual observations observed in text are not expressed with affordances, making this connection difficult for models. Largely perceptual features can be written about with simple verbs (*hear, see, feel*), giving them less implicit evidence than more nuanced properties. Finally, encyclopedic and commonsense properties fall somewhere in the middle. These properties, which involve an object's general characteristics (like *requires gasoline, lives in water, or has a peel*), correlate with a variety of verbs. But they may only be directly expressed at a distance from a verb, making the inference between them still challenging.

Our final analyses in Figure 2 (c) and (d) investigate whether there is a link between the predictive power of the model and how often a word is used in text. We compute the frequencies of all affordances and properties occurring in natural language using the Google Web 1T corpus, an n-gram corpus computed from approximately one trillion words (Brants & Franz, 2006). Figure 2 (c) plots the F1 score of properties against how frequently they appear in natural language; 2 (d) plots the same for affordances. We include a best-fit line along with confidence intervals shown as one standard deviation of the data. We do not observe a statistical correlation between how much affordances and properties are written about, and how well neural models are able to connect their effects; a single confidence interval spans both positive and negative slopes. This lack of clear correlation is surprising, because large state-of-the-art neural textual models generally improve with repeated exposure to instances of words. Except for the three most common words measured by property F1 score, the rest of the data shows a strikingly uniform distribution of F1 scores for any choice of frequency in natural language. This suggests that current neural models are fundamentally limited in their capacity for physical reasoning, and that only new designs—not more data—can allow them to acquire this skill.

Discussion

Despite being able to associate a considerable range of information with the names of objects, neural models are not able to capture the more subtle interplay between affordances and properties. In some sense, this result is unsurprising. Collecting information around an object can be informed largely by the co-occurrence of words around that object's various mentions. Affordances that imply properties (and the reverse) are rarely mentioned together; their mutual connotation naturally renders joint expression redundant. Hence, priorless models that learn from statistical associations falter. Given the depth of the networks used in models such as ELMo and BERT, complex inter-parameter structure arises, but the latent semantic patterns that describe physical commonsense are much weaker than more superficial patterns that arise due to grammar or domain.

This evidence evokes theories of embodied cognition

(Gover, 1996; Wilson, 2002), which suggest that the nature of human cognition depends strongly on the stimuli granted by physical experience. If this is so, then how is information encoded in our physical experience such that we can make predictions? If we assume a form of mental simulation, then what are the mental limits on its reliability? From an artificial intelligence perspective, the more interesting proof is in the principles of creating such a mental simulator. If we are to simulate human capacity for thought, how actually must we simulate elements of the physical world?

With the rise of physics engines, our ability to model physical inferences grows (Wu, Yildirim, Lim, Freeman, & Tenenbaum, 2015). However, while this may make us better at anticipating human predictions about physical situations through perceptual stimuli (Gerstenberg, Zhou, Smith, & Tenenbaum, 2017), there is still a long way to go before we understand the inferences that are being made through more symbolic stimuli, such as language. Exploring the mechanisms underlying this communication using an implicit shared world model will require us to either develop access to such a world model, or expose algorithms to predictions of that world model by directly querying humans. Bridging the inductive biases learned from simulation (Battaglia, Hamrick, & Tenenbaum, 2013) and those discovered by scientists (Lake, Linzen, & Baroni, 2019) to make inferences implicit in text will lead to a more cohesive model of commonsense physics. We expect such a model to bear fruit in studies of communication rich with physical implications.

Acknowledgments

This work was supported by NSF grants (IIS-1524371, 1637479, 1703166), NSF Fellowship, the DARPA CwC program through ARO (W911NF-15-1-0543), and gifts by Google and Facebook. The views and conclusions contained herein are those of the authors and should not be interpreted as representing endorsements of the funding agencies.

References

- Battaglia, P. W., Hamrick, J. B., & Tenenbaum, J. B. (2013). Simulation as an engine of physical scene understanding. *Proceedings of the National Academy of Sciences*, 110(45), 18327–18332.
- Brants, T., & Franz, A. (2006). Web 1t 5-gram version 1.
- Devereux, B. J., Tyler, L. K., Geertzen, J., & Randall, B. (2014). The centre for speech, language and the brain (cslb) concept property norms. *Behavior research methods*, 46(4), 1119–1127.
- Devlin, J., Chang, M.-W., Lee, K., & Toutanova, K. (2018). Bert: Pre-training of deep bidirectional transformers for language understanding. *arXiv preprint arXiv:1810.04805*.
- Gaver, W. W. (1991). Technology affordances. In *Proceedings of the sigchi conference on human factors in computing systems* (pp. 79–84).
- Gerstenberg, T., Zhou, L., Smith, K. A., & Tenenbaum, J. B. (2017). Faulty towers: A hypothetical simulation model of

- physical support. *Proceedings of the 39th Annual Conference of the Cognitive Science Society*.
- Gibson, J. J. (1966). The senses considered as perceptual systems.
- Gover, M. R. (1996). The embodied mind: Cognitive science and human experience (book). *Mind, Culture, and Activity*, 3(4), 295–299.
- Herbelot, A., & Vecchi, E. M. (2015). From concepts to models: some issues in quantifying feature norms. In *Lilt* (Vol. 2).
- Kingma, D. P., & Ba, J. (2014). Adam: A method for stochastic optimization. *arXiv preprint arXiv:1412.6980*.
- Lake, B. M., Linzen, T., & Baroni, M. (2019). Human few-shot learning of compositional instructions. *arXiv preprint arXiv:1901.04587*.
- Levesque, H. J., Davis, E., & Morgenstern, L. (2012). The winograd schema challenge. In *Proceedings of the thirteenth international conference on principles of knowledge representation and reasoning* (pp. 552–561). AAAI Press. Retrieved from <http://dl.acm.org/citation.cfm?id=3031843.3031909>
- Levy, O., & Goldberg, Y. (2014). Dependency-based word embeddings. In *Proceedings of the 52nd annual meeting of the association for computational linguistics (volume 2: Short papers)* (Vol. 2, pp. 302–308).
- Lin, T.-Y., Maire, M., Belongie, S., Hays, J., Perona, P., Ramanan, D., ... Zitnick, C. L. (2014). Microsoft coco: Common objects in context. In *European conference on computer vision* (pp. 740–755).
- Lucy, L., & Gauthier, J. (2017). Are distributional representations ready for the real world? evaluating word vectors for grounded perceptual meaning. *arXiv preprint arXiv:1705.11168*.
- McRae, K., Cree, G. S., Seidenberg, M. S., & McNorgan, C. (2005). Semantic feature production norms for a large set of living and nonliving things. *Behavior research methods*, 37(4), 547–559.
- Norman, D. (1988). *The design of everyday things: Revised and expanded edition*. Constellation.
- Pennington, J., Socher, R., & Manning, C. (2014). Glove: Global vectors for word representation. In *Proceedings of the 2014 conference on empirical methods in natural language processing (emnlp)* (pp. 1532–1543).
- Peters, M., Neumann, M., Iyyer, M., Gardner, M., Clark, C., Lee, K., & Zettlemoyer, L. (2018). Deep contextualized word representations. In *Proceedings of the 2018 conference of the north american chapter of the association for computational linguistics: Human language technologies, volume 1 (long papers)* (Vol. 1, pp. 2227–2237).
- Rubinstein, D., Levi, E., Schwartz, R., & Rappoport, A. (2015). How well do distributional models capture different types of semantic knowledge? In *Proceedings of the 53rd annual meeting of the association for computational linguistics and the 7th international joint conference on natural language processing (volume 2: Short papers)* (Vol. 2, pp. 726–730).
- Van Durme, B. D. (2010). *Extracting implicit knowledge from text*. University of Rochester.
- Wilson, M. (2002). Six views of embodied cognition. *Psychonomic bulletin & review*, 9(4), 625–636.
- Wu, J., Yildirim, I., Lim, J. J., Freeman, B., & Tenenbaum, J. (2015). Galileo: Perceiving physical object properties by integrating a physics engine with deep learning. In *Advances in neural information processing systems* (pp. 127–135).
- Yatskar, M., Zettlemoyer, L., & Farhadi, A. (2016). Situation recognition: Visual semantic role labeling for image understanding. In *Proceedings of the IEEE conference on computer vision and pattern recognition* (pp. 5534–5542).

Appendix

Objects

We provide below a full list of the objects considered in both of our datasets. We note the split that it belongs to in each dataset (train or test), and the origin of the object (MR = McRae et al. (2005); C = MS COCO (Lin et al., 2014)).

In general, this list is the union of objects found in McRae (2005) and MS COCO. For cases where we do not use the object in either dataset (i.e., a “-” in both columns), we mark the row in italics and provide a note for why it was dropped. The most common reasons for dropping an object are: **polysemy**, such as in *bat (animal vs baseball)*; **hypernymy** (e.g., *sparrow* → *bird*) to collapse similar objects, such as the eighteen species of birds found in McRae (2005); and **dialect** (e.g., *trousers* → *pants*) to make annotations easier for readers of American English. (For the several species of fish in McRae (2005), we left two fish of clearly distinct sizes, *goldfish* and *trout*, rather than including a generic “fish” object.)

Object	Abstract	Situated	Origin	Note
accordion	train	-	MR	
airplane	train	test	MR, C	
alligator	train	-	MR	
ambulance	train	-	MR	
anchor	train	-	MR	
ant	train	-	MR	
apartment	train	-	MR	
apple	train	train	MR, C	
apron	train	-	MR	
armour	test	-	MR	
ashtray	train	-	MR	
asparagus	train	-	MR	
avocado	train	-	MR	
axe	test	-	MR	
backpack	test	train	C	
bag	train	-	MR	
bagpipe	train	-	MR	
ball	train	-	MR	
balloon	train	-	MR	
banana	train	train	MR, C	
banjo	test	-	MR	
banner	train	-	MR	
barn	train	-	MR	
barrel	train	-	MR	
baseball bat	train	train	C	
baseball glove	test	train	C	
basement	train	-	MR	
basket	train	-	MR	
<i>bat (animal)</i>	-	-	MR	(polysemy)
<i>bat (baseball)</i>	-	-	MR	(polysemy)
bath tub	test	-	MR	
baton	train	-	MR	
bayonet	train	-	MR	
bazooka	train	-	MR	
beans	train	-	MR	
bear	train	train	MR, C	
beaver	test	-	MR	
bed	train	train	MR, C	
bedroom	train	-	MR	
beehive	train	-	MR	
beetle	train	-	MR	
beets	train	-	MR	
belt	train	-	MR	

Object	Abstract	Situated	Origin	Note
bench	train	train	MR, C	
bicycle	test	train	C	
bike	train	-	MR	
<i>bin (waste)</i>	-	-	MR	(polysemy)
<i>birch</i>	-	-	MR	→ tree
bird	train	train	C	
biscuit	train	-	MR	
bison	train	-	MR	
<i>blackbird</i>	-	-	MR	→ bird
blender	train	-	MR	
blouse	train	-	MR	
blueberry	train	-	MR	
<i>bluejay</i>	-	-	MR	→ bird
<i>board (black)</i>	-	-	MR	(polysemy)
<i>board (wood)</i>	-	-	MR	(polysemy)
boat	train	train	MR, C	
bolts	train	-	MR	
bomb	train	-	MR	
book	test	train	MR, C	
bookcase	train	-	MR	
boots	train	-	MR	
bottle	train	test	MR, C	
bouquet	train	-	MR	
<i>bow (ribbon)</i>	-	-	MR	(polysemy)
<i>bow (weapon)</i>	-	-	MR	(polysemy)
bowl	train	test	MR, C	
box	train	-	MR	
bra	train	-	MR	
bracelet	train	-	MR	
bread	train	-	MR	
brick	train	-	MR	
bridge	train	-	MR	
broccoli	train	test	MR, C	
broom	train	-	MR	
brush	test	-	MR	
bucket	test	-	MR	
buckle	test	-	MR	
<i>budgie</i>	-	-	MR	(obscure)
buffalo	train	-	MR	
buggy	train	-	MR	
building	test	-	MR	
bull	train	-	MR	
bullet	train	-	MR	
bungalow	train	-	MR	
bureau	train	-	MR	
bus	train	train	MR, C	
butterfly	train	-	MR	
<i>buzzard</i>	-	-	MR	→ bird
cabbage	test	-	MR	
cabin	train	-	MR	
cabinet	train	-	MR	
cage	train	-	MR	
cake	train	train	MR, C	
calf	train	-	MR	
camel	train	-	MR	
camisole	train	-	MR	
<i>canary</i>	-	-	MR	→ bird
candle	train	-	MR	
cannon	test	-	MR	
canoe	train	-	MR	
cantaloupe	train	-	MR	
<i>cap (bottle)</i>	-	-	MR	(polysemy)
<i>cap (hat)</i>	-	-	MR	(polysemy)
cape	train	-	MR	
car	train	train	MR, C	

Object	Abstract	Situated	Origin	Note
<i>card (greeting)</i>	-	-	MR	(polysemy)
caribou	train	-	MR	
carpet	train	-	MR	
carrot	train	train	MR, C	
cart	test	-	MR	
cat	train	train	MR, C	
catapult	train	-	MR	
caterpillar	train	-	MR	
<i>catfish</i>	-	-	MR	(obscure)
cathedral	train	-	MR	
cauliflower	test	-	MR	
<i>cedar</i>	-	-	MR	→ tree
celery	train	-	MR	
cell phone	train	train	C	
cellar	train	-	MR	
cello	train	-	MR	
certificate	train	-	MR	
chain	train	-	MR	
chair	test	test	MR, C	
chandelier	train	-	MR	
chapel	train	-	MR	
cheese	test	-	MR	
cheetah	train	-	MR	
cherry	train	-	MR	
<i>chickadee</i>	-	-	MR	→ bird
chicken	test	-	MR	
chimp	train	-	MR	
chipmunk	train	-	MR	
chisel	train	-	MR	
church	train	-	MR	
cigar	train	-	MR	
cigarette	train	-	MR	
clam	train	-	MR	
clamp	train	-	MR	
clarinet	train	-	MR	
cloak	train	-	MR	
clock	train	train	MR, C	
closet	train	-	MR	
coat	train	-	MR	
cockroach	train	-	MR	
coconut	train	-	MR	
<i>cod</i>	-	-	MR	(obscure)
coin	train	-	MR	
colander	train	-	MR	
comb	test	-	MR	
cork	train	-	MR	
corkscrew	train	-	MR	
corn	test	-	MR	
cottage	train	-	MR	
couch	train	train	MR, C	
cougar	train	-	MR	
cow	test	train	MR, C	
coyote	train	-	MR	
crab	test	-	MR	
cranberry	train	-	MR	
<i>crane (machine)</i>	-	-	MR	(polysemy)
crayon	train	-	MR	
crocodile	train	-	MR	
crossbow	train	-	MR	
crow	train	-	MR	
crowbar	test	-	MR	
crown	train	-	MR	
cucumber	test	-	MR	
cup	train	train	MR, C	
cupboard	test	-	MR	

Object	Abstract	Situated	Origin	Note
curtains	train	-	MR	
cushion	test	-	MR	
dagger	train	-	MR	
dandelion	train	-	MR	
deer	test	-	MR	
desk	train	-	MR	
dining table	train	test	C	
dish	train	-	MR	
dishwasher	train	-	MR	
dog	train	train	MR, C	
doll	test	-	MR	
dolphin	train	-	MR	
donkey	train	-	MR	
donut	train	train	C	
door	train	-	MR	
doorknob	train	-	MR	
dove	train	-	MR	
drain	train	-	MR	
drapes	train	-	MR	
dress	test	-	MR	
dresser	train	-	MR	
drill	train	-	MR	
drum	train	-	MR	
duck	train	-	MR	
<i>dunebuggy</i>	-	-	MR	(no word emb.)
eagle	test	-	MR	
earmuffs	train	-	MR	
eel	train	-	MR	
eggplant	train	-	MR	
elephant	test	test	MR, C	
elevator	train	-	MR	
elk	test	-	MR	
emerald	train	-	MR	
<i>emu</i>	-	-	MR	(obscure)
envelope	train	-	MR	
escalator	train	-	MR	
falcon	train	-	MR	
<i>fan (appliance)</i>	-	-	MR	(polysemy)
faucet	train	-	MR	
fawn	train	-	MR	
fence	train	-	MR	
<i>finch</i>	-	-	MR	→ bird
fire hydrant	train	train	C	
flamingo	test	-	MR	
flea	train	-	MR	
flute	train	-	MR	
football	train	-	MR	
fork	train	train	MR, C	
fox	train	-	MR	
freezer	train	-	MR	
fridge	train	-	MR	
frisbee	train	train	C	
frog	train	-	MR	
garage	train	-	MR	
garlic	train	-	MR	
gate	test	-	MR	
giraffe	train	train	MR, C	
gloves	train	-	MR	
goat	train	-	MR	
goldfish	train	-	MR	
goose	train	-	MR	
gopher	train	-	MR	
gorilla	train	-	MR	
gown	test	-	MR	
grape	train	-	MR	

Object	Abstract	Situated	Origin	Note	Object	Abstract	Situated	Origin	Note
grapefruit	train	-	MR		mat	train	-	MR	
grasshopper	train	-	MR		medal	train	-	MR	
grater	train	-	MR		menu	train	-	MR	
grenade	train	-	MR		microscope	train	-	MR	
groundhog	train	-	MR		microwave	train	train	MR, C	
guitar	train	-	MR		<i>mink</i>	-	-	MR	(polysemy)
gun	train	-	MR		<i>mink (coat)</i>	-	-	MR	(polysemy)
<i>guppy</i>	-	-	MR	(obscure)	<i>minnow</i>	-	-	MR	(obscure)
hair drier	train	test	C		mirror	train	-	MR	
hammer	train	-	MR		missile	train	-	MR	
hamster	train	-	MR		mittens	test	-	MR	
handbag	train	train	C		mixer	train	-	MR	
hare	train	-	MR		<i>mole (animal)</i>	-	-	MR	(polysemy)
harmonica	train	-	MR		moose	train	-	MR	
harp	train	-	MR		moth	train	-	MR	
harpoon	train	-	MR		motorcycle	test	train	MR, C	
harpsichord	train	-	MR		mouse	train	train	MR, C	
hatchet	train	-	MR		<i>mouse (computer)</i>	-	-	MR	(polysemy)
hawk	test	-	MR		mug	train	-	MR	
helicopter	test	-	MR		mushroom	train	-	MR	
helmet	train	-	MR		muzzle	train	-	MR	
hoe	train	-	MR		napkin	train	-	MR	
honeydew	train	-	MR		necklace	train	-	MR	
hook	train	-	MR		nectarine	train	-	MR	
hornet	train	-	MR		nightgown	train	-	MR	
horse	train	test	MR, C		<i>nightingale</i>	-	-	MR	→ bird
hose	train	-	MR		nylons	test	-	MR	
<i>hose (leggings)</i>	-	-	MR	(polysemy)	<i>oak</i>	-	-	MR	→ tree
hot dog	train	test	C		octopus	test	-	MR	
house	test	-	MR		olive	train	-	MR	
housefly	test	-	MR		onions	test	-	MR	
hut	test	-	MR		orange	train	train	MR, C	
hyena	train	-	MR		<i>oriole</i>	-	-	MR	→ bird
iguana	test	-	MR		ostrich	test	-	MR	
inn	test	-	MR		otter	train	-	MR	
jacket	test	-	MR		oven	test	train	MR, C	
jar	train	-	MR		owl	train	-	MR	
jeans	train	-	MR		ox	test	-	MR	
jeep	train	-	MR		paintbrush	train	-	MR	
jet	test	-	MR		pajamas	train	-	MR	
kettle	train	-	MR		pan	train	-	MR	
key	train	-	MR		panther	train	-	MR	
keyboard	train	test	C		pants	train	-	MR	
<i>keyboard (musical)</i>	-	-	MR	(polysemy)	<i>parakeet</i>	-	-	MR	→ bird
kite	train	train	MR, C		parka	train	-	MR	
knife	train	train	MR, C		parking meter	train	train	C	
ladle	train	-	MR		parsley	train	-	MR	
lamb	train	-	MR		<i>partridge</i>	-	-	MR	→ bird
lamp	train	-	MR		peach	test	-	MR	
lantern	test	-	MR		peacock	train	-	MR	
laptop	test	train	C		pear	train	-	MR	
lemon	train	-	MR		pearl	test	-	MR	
leopard	train	-	MR		peas	train	-	MR	
leotards	train	-	MR		peg	test	-	MR	
lettuce	train	-	MR		<i>pelican</i>	-	-	MR	→ bird
level	train	-	MR		pen	test	-	MR	
lime	test	-	MR		pencil	train	-	MR	
limousine	train	-	MR		penguin	train	-	MR	
lion	train	-	MR		pepper	test	-	MR	
lobster	test	-	MR		<i>perch</i>	-	-	MR	(obscure)
machete	train	-	MR		person	train	train	C	
<i>mackerel</i>	-	-	MR	(obscure)	<i>pheasant</i>	-	-	MR	→ bird
magazine	test	-	MR		piano	train	-	MR	
mandarin	test	-	MR		pickle	train	-	MR	
marble	train	-	MR		pie	test	-	MR	

Object	Abstract	Situated	Origin	Note
pier	train	-	MR	
pig	train	-	MR	
pigeon	train	-	MR	
pillow	test	-	MR	
pin	train	-	MR	
pine	-	-	MR	→ tree
pineapple	train	-	MR	
pipe	-	-	MR	(polysemy)
pipe (smoking)	-	-	MR	(polysemy)
pistol	test	-	MR	
pizza	test	train	C	
plate	test	-	MR	
platypus	test	-	MR	
pliers	train	-	MR	
plug (electric)	-	-	MR	(polysemy)
plum	train	-	MR	
pony	train	-	MR	
porcupine	train	-	MR	
pot	train	-	MR	
potato	train	-	MR	
potted plant	train	train	C	
projector	train	-	MR	
prune	train	-	MR	
pumpkin	train	-	MR	
pyramid	test	-	MR	
python	train	-	MR	
rabbit	train	-	MR	
raccoon	train	-	MR	
racquet	train	-	MR	
radio	train	-	MR	
radish	train	-	MR	
raft	train	-	MR	
raisin	test	-	MR	
rake	test	-	MR	
raspberry	train	-	MR	
rat	train	-	MR	
rattle	train	-	MR	
rattlesnake	train	-	MR	
raven	-	-	MR	→ bird
razor	train	-	MR	
refrigerator	train	train	C	
remote	train	train	C	
revolver	train	-	MR	
rhubarb	train	-	MR	
rice	train	-	MR	
rifle	train	-	MR	
ring (jewelry)	-	-	MR	(polysemy)
robe	train	-	MR	
robin	-	-	MR	→ bird
rock	test	-	MR	
rocker	test	-	MR	
rocket	train	-	MR	
rooster	train	-	MR	
rope	test	-	MR	
ruler	train	-	MR	
sack	train	-	MR	
saddle	train	-	MR	
sailboat	test	-	MR	
salamander	train	-	MR	
salmon	train	-	MR	
sandals	train	-	MR	
sandpaper	train	-	MR	
sandwich	test	train	C	
sardine	test	-	MR	
saucer	-	-	MR	→ plate

Object	Abstract	Situated	Origin	Note
saxophone	test	-	MR	
scarf	train	-	MR	
scissors	train	train	MR, C	
scooter	train	-	MR	
screwdriver	train	-	MR	
screws	test	-	MR	
seagull	train	-	MR	
seal	train	-	MR	
seaweed	test	-	MR	
shack	train	-	MR	
shawl	train	-	MR	
shed	train	-	MR	
sheep	train	test	MR, C	
shell	test	-	MR	
shelves	train	-	MR	
shield	train	-	MR	
ship	train	-	MR	
shirt	train	-	MR	
shoes	train	-	MR	
shotgun	train	-	MR	
shovel	train	-	MR	
shrimp	test	-	MR	
sink	test	train	MR, C	
skateboard	test	test	MR, C	
skillet	train	-	MR	
skirt	train	-	MR	
skis	train	train	MR, C	
skunk	train	-	MR	
skyscraper	train	-	MR	
sled	train	-	MR	
sledgehammer	train	-	MR	
sleigh	train	-	MR	
slingshot	train	-	MR	
slippers	train	-	MR	
snail	train	-	MR	
snowboard	test	train	C	
socks	train	-	MR	
sofa	test	-	MR	
spade	train	-	MR	
sparrow	-	-	MR	→ bird
spatula	train	-	MR	
spear	train	-	MR	
spider	train	-	MR	
spinach	train	-	MR	
spoon	test	train	MR, C	
sports ball	train	train	C	
squid	train	-	MR	
squirrel	train	-	MR	
starling	-	-	MR	→ bird
stereo	train	-	MR	
stick	train	-	MR	
stone	test	-	MR	
stool (furniture)	-	-	MR	(polysemy)
stop sign	train	train	C	
stork	-	-	MR	→ bird
stove	train	-	MR	
strainer	train	-	MR	
strawberry	train	-	MR	
submarine	test	-	MR	
subway	train	-	MR	
suitcase	train	train	C	
surfboard	train	train	MR, C	
swan	train	-	MR	
sweater	train	-	MR	
swimsuit	train	-	MR	

Object	Abstract	Situated	Origin	Note
sword	train	-	MR	
table	train	-	MR	
tack	test	-	MR	
tangerine	train	-	MR	
<i>tank (army)</i>	-	-	MR	(polysemy)
<i>tank (container)</i>	-	-	MR	(polysemy)
<i>tap</i>	-	-	MR	→ faucet
<i>tape (scotch)</i>	-	-	MR	(polysemy)
taxi	train	-	MR	
teddy bear	train	train	C	
telephone	test	-	MR	
tennis racket	train	test	C	
tent	train	-	MR	
thermometer	train	-	MR	
thimble	train	-	MR	
tie	train	train	MR, C	
tiger	train	-	MR	
toad	train	-	MR	
toaster	train	train	MR, C	
toilet	train	train	MR, C	
tomahawk	train	-	MR	
tomato	test	-	MR	
tongs	train	-	MR	
toothbrush	train	train	C	
tortoise	train	-	MR	
toy	test	-	MR	
tractor	train	-	MR	
traffic light	train	train	C	
trailer	train	-	MR	
train	test	train	MR, C	
tray	train	-	MR	
tree	train	-	new	
tricycle	train	-	MR	
tripod	train	-	MR	
trolley	train	-	MR	
trombone	train	-	MR	
<i>trousers</i>	-	-	MR	→ pants
trout	train	-	MR	
truck	train	test	MR, C	
trumpet	train	-	MR	
tuba	train	-	MR	
tuna	train	-	MR	
turkey	train	-	MR	
turnip	train	-	MR	
turtle	train	-	MR	
tv	train	train	C	
typewriter	train	-	MR	
umbrella	train	train	MR, C	
unicycle	train	-	MR	
urn	train	-	MR	
van	train	-	MR	
vase	train	train	C	
veil	test	-	MR	
vest	test	-	MR	
vine	train	-	MR	
violin	train	-	MR	
<i>vulture</i>	-	-	MR	→ bird
wagon	train	-	MR	
wall	train	-	MR	
walnut	train	-	MR	
walrus	train	-	MR	
wand	test	-	MR	
wasp	train	-	MR	
whale	test	-	MR	
wheel	train	-	MR	

Object	Abstract	Situated	Origin	Note
wheelbarrow	train	-	MR	
whip	train	-	MR	
whistle	train	-	MR	
<i>willow</i>	-	-	MR	→ tree
wine glass	train	train	C	
woodpecker	train	-	MR	
worm	test	-	MR	
wrench	train	-	MR	
yacht	train	-	MR	
yam	train	-	MR	
zebra	test	test	MR, C	
zucchini	train	-	MR	

Properties

We provide below the list of fifty properties used in both the abstract and situated datasets. We also list our categorization of the property into four areas: encyclopedic, perceptual, functional, or commonsense. Forty-three properties come from MR (McRae et al., 2005), and seven are new.

To build this list of properties, we started by the now-standard practice of filtering the properties used in (McRae et al., 2005) to those that occur at least five times, which yields 266 properties. From this list, we selected properties that seemed applicable to a moderate range of objects. For example, we preferred *produces noise* over the much more specific *used by blowing air through*, and we added *has words on it* over the near-unanimous *has different colors*. We also avoided properties that were narrowly identifiable (e.g., *has feet*) in favor of judgment-based properties (e.g., *is slimy*). Finally, we added a few natural complements to the selected properties; e.g., from *is usually cold* we included *is usually hot*.

Property	Categorization	Origin
is an animal	encyclopedic	MR
is big	perceptual	MR
is breakable	commonsense	MR
is used by children	functional	MR
is used for cleaning	functional	MR
is usually cold	commonsense	MR
is used for cooking	functional	MR
is dangerous	commonsense	MR
is decorative	commonsense	MR
is used for eating	functional	MR
is edible	functional	MR
requires electricity	encyclopedic	MR
is expensive	commonsense	MR
is fast	commonsense	MR
is worn on feet	functional	MR
can fly	encyclopedic	MR
is fun	commonsense	MR
requires gasoline	encyclopedic	MR
is hand-held	commonsense	MR
is hard	perceptual	MR
is heavy	perceptual	MR
is used for holding things	functional	MR
is usually hot	commonsense	new
is used for killing	functional	MR
is light (in weight)	perceptual	new

Property	Categorization	Origin
is loud	perceptual	MR
is man-made	encyclopedic	new
is used for music	functional	MR
comes in pairs	commonsense	MR
has a peel	encyclopedic	MR
is sharp	commonsense	MR
has shelves	commonsense	MR
is shiny	perceptual	MR
is slimy	perceptual	MR
is smelly	perceptual	MR
is smooth	perceptual	MR
produces sound	perceptual	MR
is squishy	perceptual	new
is eaten in summer	commonsense	MR
can swim	encyclopedic	MR
is tall	perceptual	MR
is a tool	functional	MR
is a toy	functional	MR
is used for transportation	functional	MR
is unhealthy	commonsense	new
is found on walls	commonsense	MR
is worn for warmth	functional	MR
lives in water	encyclopedic	MR
is usually wet	commonsense	new
has words on it	commonsense	new

Affordances

We provide below the list of candidate verbs, along with the assistive particles and prepositions, we used for annotating affordances.

When annotating “*What might you do to the X?*” for an object X, it can be helpful or necessary to use a particle or preposition when writing an answer. Here are some examples:

- Feed** the dog. (*verb only*)
- Take out** the trash. (*verb + particle*)
- Dive into** the water. (*verb + preposition*)

We use two strategies to enable annotators to write grammatical constructions like the above. For particles, we provide common variants of each verb that use particles, such as *buckle up* and *buckle in* in addition to *buckle*. For prepositions, we allow an additional choice of a preposition after the annotator has selected a verb (or verb + particle) from the list.

We discard both particles and prepositions when building our task data. We do this for two reasons. First, we wish to eliminate errors where an annotator mistakes the subtle distinction between a particle and a preposition. Second, we want to constrain the input and output space for the models, which would otherwise multiplicatively scale the verbs by the number of particles and prepositions.

To pick the verbs, we take the set of 504 verbs used in the imSitu dataset (Yatskar et al., 2016) and lemmatize them. For particles and prepositions, we run a dependency parser on a large corpus of sentences and aggregate statistics. We add

all *verb + particle* forms of all verbs that occur in at least 5% of the usages of that verb. We then provide the twenty-six widely used prepositions as an additional selection. For brevity, we list here just the verbs in their lemmatized form, and provide the twenty-seven unique particles and prepositions.

Verbs *adjust, admire, ail, aim, applaud, apply, apprehend, arch, arrange, arrest, ascend, ask, assemble, attach, attack, autograph, bake, balloon, bandage, baptize, barbecue, bathe, beg, bet, bike, bite, block, blossom, board, boat, bother, bounce, bow, braid, branch, brawl, break, brew, browse, brush, bubble, buckle, build, bulldoze, burn, bury, butt, butter, button, buy, call, calm, camouflage, camp, caress, carry, cart, carve, catch, celebrate, chase, check, cheer, cheerlead, chew, chisel, chop, circle, clap, claw, clean, clear, clench, climb, cling, clip, coach, collide, color, comb, communicate, commute, compete, complain, confront, congregate, construct, cook, cough, count, cover, craft, cram, crash, crawl, crest, crouch, crown, crush, cry, curl, curtsy, dance, decompose, decorate, deflect, descend, destroy, detain, dial, din, dip, discipline, discuss, disembark, display, dissect, distract, distribute, dive, dock, douse, drag, draw, drench, drink, drip, drive, drool, drop, drum, dry, duck, dust, dye, eat, educate, eject, embrace, emerge, empty, encourage, erase, erupt, examine, exercise, exterminate, extinguish, fall, farm, fasten, feed, fetch, fill, film, fish, fix, flame, flap, flex, flick, fling, flip, float, floss, fold, forage, ford, frisk, frown, fry, fuel, gamble, garden, gasp, gather, giggle, give, glare, glow, glue, gnaw, grieve, grill, grimace, grin, grind, guard, handcuff, hang, harvest, haul, heave, help, hike, hit, hitchhike, hoe, hoist, hug, hunch, hunt, hurl, ignite, ignore, imitate, immerse, inflate, inject, insert, instal, instruct, intermingle, interrogate, interview, jog, juggle, jump, kick, kiss, knead, kneel, knock, lace, land, lap, lather, laugh, launch, lead, leak, lean, leap, lecture, lick, lift, light, load, lock, make, manicure, march, mash, massage, measure, mend, microwave, milk, mime, mine, misbehave, moisten, moisturize, mold, mop, mourn, mow, nag, nail, nip, nuzzle, offer, officiate, open, operate, overflow, pack, package, paint, pan-handle, parachute, parade, paste, pat, paw, pay, pedal, pee, peel, perform, perspire, phone, photograph, pick, pilot, pin, pinch, pitch, place, plant, plow, plummet, plunge, poke, poop, pot, pounce, pour, pout, practice, pray, preach, press, prick, protest, provide, prow, prune, pry, pucker, pull, pump, punch, punt, push, put, queue, race, raft, rain, rake, ram, read, rear, reassure, record, recover, recuperate, rehabilitate, release, repair, rest, restrain, retrieve, rid, rinse, rock, rot, row, rub, run, salute, say, scold, scoop, score, scrap, scratch, scrub, seal, sell, serve, sew, shake, sharpen, shave, shear, shell, shelve, shiver, shoot, shop, shout, shovel, shred, shrug, shush, sign, signal, sing, sit, skate, sketch, ski, skid, skip, slap, sleep, slice, slide, slip, slither, slouch, smash, smear, smell, smile, sneeze, sniff, snow, snuggle, soak, soar, socialize, sow, spank, speak, spear, spill, spin, spit, splash, spoil, spray, spread, sprinkle, sprint, sprout, spy, squeeze, squint, stack, stampede, stand, staple, star, steer, sting, stir, stitich, stoop, storm, strap, stretch, strike, strip, stroke, study, stuff, stumble, subdue, submerge, suck, surf, swarm, sweep, swim, swing, swoop, tackle, talk, tap, taste, tattoo, taxi, teach, tear, telephone, throw, tickle, tie, till, tilt, tip, tow, train, trim, trip, tug, tune, turn,*

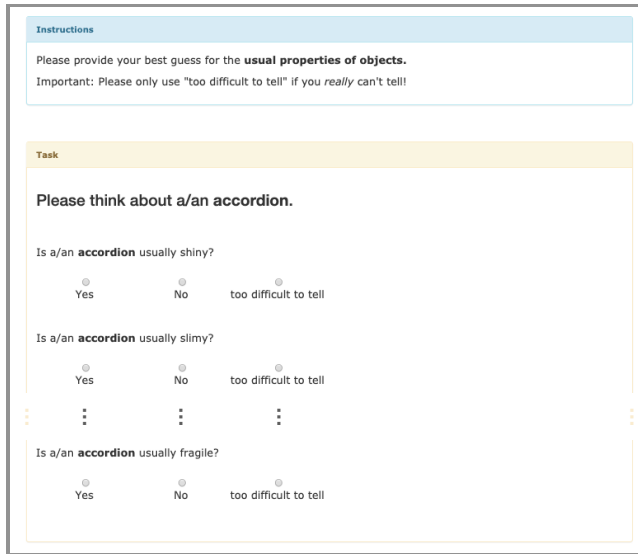
twirl, twist, type, uncork, unload, unlock, unpack, unplug, unveil, urinate, vacuum, vault, videotape, vote, wad, waddle, wag, wait, walk, wash, water, wave, wax, weed, weep, weigh, weld, wet, wheel, whip, whirl, whisk, whistle, wilt, wink, wipe, work, wrap, wring, wrinkle, write, yank, yawn

Particles and Prepositions *about, after, against, around, as, at, before, behind, by, down, for, from, in, into, like, of, off, on, onto, out, over, through, to, towards, up, with, without*

Data Collection

We provide below the data collection interfaces we used to label properties in both the abstract and situated datasets. The affordances collected for the situated dataset used a similar interface.

Abstract Dataset The interface for labeling the abstract dataset asks about an object by giving only its name (e.g., *accordion*), and then asking about the *usual* properties of that object. Annotators are given the choice “*too difficult to tell*,” but are encouraged to use that only when absolutely necessary, and use their best guess when possible. We display twenty-five properties at once.

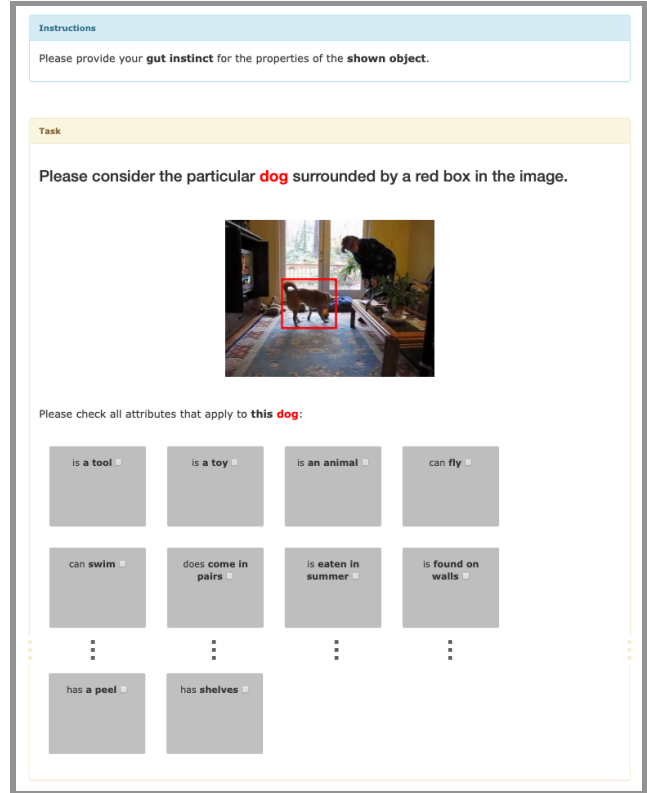


Situated Dataset The interface for labeling the situated dataset displays a picture with an object highlighted in it (the photos and object labels are from MS COCO (Lin et al., 2014)).

To label properties, the annotator is asked to select which properties apply to this particular object. Because the object is grounded in a specific instance, we remove the “*too difficult to tell*” option, forcing a yes/no decision. We display ten properties at once.

To label *affordances* (not pictured), the annotator is prompted “*What might you do to X?*”, where *X* is the highlighted object. The annotator is asked to provide three to five choices using the provided verbs, particles, and prepositions

(described above). After collecting all annotations, we discard the particles and prepositions, and aggregate to pick the top three verbs used for each instance. To create negative samples, we randomly pick three verbs that were not selected from the complete list.



Quality Control We collect annotations using Amazon Mechanical Turk. We find workers generally provide high quality annotations. However, even with strict qualification requirements, we often find a nontrivial rate of negligence. To combat this, we inject two pseudo-properties (e.g., “*Is X a word in the English language?*” for the object *X*) in our data collection interface. Because we know the answers to these questions in advance, we can use them as a check to prevent a worker from answering at random. We discard all data from any worker who answers any of these questions incorrectly.

Revisions

August 2019 This is the first version uploaded to arXiv. Previously, BERT was trained in the same way as all other models: fixing the model, and training an MLP on top. We fine-tuned BERT end-to-end, which then outperformed all other models. We updated the *Models* section, results and statistical significance tests (Table 2), and the analysis graphs (Figure 2). While BERT’s finetuned numbers are higher overall, the conclusions of the paper remain unchanged. BERT’s performance on the situated affordance \leftrightarrow property task are still far below humans’.

This version also includes an Appendix, which contains detailed information about our datasets.