

Sulfate Aerosol Hazes and SO₂ Gas as Constraints on Rocky Exoplanets' Surface Liquid WaterKAITLYN LOFTUS,¹ ROBIN D. WORDSWORTH,^{1,2} AND CAROLINE V. MORLEY³¹*Department of Earth and Planetary Sciences, Harvard University, Cambridge, MA 02140, USA*²*Harvard Paulson School of Engineering and Applied Sciences, Harvard University, Cambridge, MA 02140, USA*³*Department of Astronomy, University of Texas at Austin, Austin, TX 78712, USA*

ABSTRACT

Despite surface liquid water's importance to habitability, observationally diagnosing its presence or absence on exoplanets is still an open problem. Inspired within the Solar System by the differing sulfur cycles on Venus and Earth, we investigate thick sulfate (H₂SO₄–H₂O) aerosol haze and high trace mixing ratios of SO₂ gas as observable atmospheric features whose sustained existence is linked to the near-absence of surface liquid water. We examine the fundamentals of the sulfur cycle on a rocky planet with an ocean and an atmosphere in which the dominant forms of sulfur are SO₂ gas and H₂SO₄–H₂O aerosols (as on Earth and Venus). We build a simple but robust model of the wet, oxidized sulfur cycle to determine the critical amounts of sulfur in the atmosphere-ocean system required for detectable levels of SO₂ and a detectable haze layer. We demonstrate that for physically realistic ocean pH values (pH \gtrsim 6) and conservative assumptions on volcanic outgassing, chemistry, and aerosol microphysics, surface liquid water reservoirs with greater than 10^{−3} Earth oceans are incompatible with a sustained observable H₂SO₄–H₂O haze layer and sustained observable levels of SO₂. Thus, we propose the observational detection of an H₂SO₄–H₂O haze layer and of SO₂ gas as two new remote indicators that a planet does not host significant surface liquid water.

Keywords: exoplanet atmospheres — exoplanet surface characteristics — habitable planets

1. INTRODUCTION

Surface liquid water is considered essential to Earth-like life (e.g., [Scalo et al. 2007](#); [Kasting 2012](#)), so determining whether a planet possesses liquid water is essential to constraining its habitability. As exoplanet detection and characterization techniques improve, observational constraints on the presence of surface water in the form of oceans will be a precursor to building an understanding of the occurrence rate of Earth-like planets and, ultimately, to building an understanding of the occurrence rate of Earth-like life. For many planets, the absence of surface oceans can be determined from straightforward physical arguments. Oceans require a surface temperature and pressure consistent with the stability of liquid water. These requirements limit possible ocean-hosting planet candidates to low-mass ($M \lesssim 10M_{\oplus}$) planets in the habitable zone (e.g., [Kasting et al. 1993](#); [Kopparapu et al. 2013](#)).

While these fundamental requirements can be reasonably evaluated from a planet's density and received stellar flux, evaluating whether rocky, habitable-zone planets actually possess surface oceans will be a substantial challenge, even for next-generation telescopes. While atmospheric spectra can identify water vapor in a planet's atmosphere (e.g., [Deming et al. 2013](#); [Huitson et al. 2013](#); [Fraine et al. 2014](#); [Sing et al. 2016](#)), such a detection says nothing conclusively about surface liquid water. Temporally resolved reflected light spectra can potentially identify the presence of liquid water via color variation due to dark ocean color ([Cowan et al. 2009](#)), polarized light variation due to ocean smoothness ([Zugger et al. 2010](#)), and/or ocean glint due to ocean reflectivity ([Robinson et al. 2010](#)). However, these methods all involve some combination of caveats, including still-unresolved potential false positives, decades-away instrumentation, and a reliance on ideal planetary conditions ([Cowan et al. 2012](#)). To systematically probe the presence of surface oceans on exoplanets, additional methods will unquestionably be needed. Here, we propose two such methods.

Though all existing ocean detection proposals exploit liquid water’s radiative properties, other planetary-scale implications of the presence of surface liquid water exist. A hydrosphere can substantially alter a planet’s chemistry, including—most notably here—its sulfur cycle. Previous studies of the observability of sulfur in exoplanet atmospheres suggest that sulfur has the capability to be observed in atmospheres in both aerosol and gas species (Kaltenegger and Sasselov 2010; Kaltenegger et al. 2010; Hu et al. 2013; Misra et al. 2015; Lincowski et al. 2018). In this paper, we test whether the observations of a permanent sulfate ($\text{H}_2\text{SO}_4\text{--H}_2\text{O}$) haze layer and atmospheric SO_2 can diagnose the absence of significant surface liquid water. (Note that we do not consider the inverse of this hypothesis—i.e., a lack of observable atmospheric sulfur implies the presence of an ocean—which is not particularly tenable.)

$\text{H}_2\text{SO}_4\text{--H}_2\text{O}$ aerosols with sufficient optical depth could be detected in exoplanet atmospheric spectra in the near future (Hu et al. 2013; Misra et al. 2015). Within the Solar System, Venus and Earth are examples of rocky planets with drastically different surface liquid water volumes and sulfur aerosol opacities. Venus has a global, optically thick $\text{H}_2\text{SO}_4\text{--H}_2\text{O}$ aerosol layer (Knollenberg and Hunten 1980) and no surface liquid water. Earth, in contrast, only briefly hosts $\text{H}_2\text{SO}_4\text{--H}_2\text{O}$ aerosol layers of significant optical depth after large volcanic eruptions (McCormick et al. 1995). Earth’s present inability to sustain an $\text{H}_2\text{SO}_4\text{--H}_2\text{O}$ aerosol layer in its atmosphere can be directly tied to the presence of oceans, as we show in Section 3.

Beyond aerosols, SO_2 gas also has the potential to be detected at $\gtrsim 1$ ppm mixing ratios (Kaltenegger and Sasselov 2010; Hu et al. 2013). Previous results have found that building up sulfur concentrations to this level with an Earth-like sulfur cycle requires implausibly high outgassing rates (Kaltenegger et al. 2010; Hu et al. 2013). We show in Section 3 that the presence of surface liquid water represents a fundamental barrier to maintaining high trace atmospheric sulfur gas levels in such circumstances.

The structure of this paper is as follows. In Section 2, we define the range of planetary atmospheres we consider. Section 3 describes our model of the sulfur cycle on a wet, oxidized world. Section 4 presents the key findings of our model on the incompatibility of observable $\text{H}_2\text{SO}_4\text{--H}_2\text{O}$ aerosols and SO_2 gas with abundant surface liquid water. In Section 5, we discuss the implications and limitations of this study and make some suggestions for future work. Section 6 summarizes our conclusions.

2. THE SULFUR CYCLE ON WET, OXIDIZED PLANETS

In this paper, we model the sulfur cycle on wet, oxidized planets. We take a wet planet to be a planet with a reservoir of surface liquid water and an active hydrological cycle. We define an oxidized planet based on the atmospheric gas and aerosol sulfur species present, as discussed in further detail below.

Figure 1 summarizes the sulfur cycle on a wet planet. Sulfur gas (SO_2 or H_2S) is outgassed from melt transported from the interior via volcanism. In the ocean, this gas dissolves, and the aqueous sulfur species are dynamically mixed; in the lower atmosphere, the gas is dynamically mixed. Some gas reaches the upper atmosphere where a series of photochemical reactions produces sulfur gas that condenses into aerosols ($\text{H}_2\text{SO}_4\text{--H}_2\text{O}$ or S_8 , depending on the atmospheric redox state). These aerosols are transported from the upper atmosphere to the lower atmosphere via gravitational settling or mixing on timescales that may depend on the size of the aerosol. Both sulfur gas and aerosols are removed from the lower atmosphere via their interactions with cloud-water and rainwater. Henry’s law dictates an equilibrium between sulfur gas in the atmosphere and aqueous dissolved sulfur species. Further reactions lead to the formation of sulfur minerals, which precipitate out of the ocean when they become saturated. These sediments may eventually be recycled in the interior depending on the planet’s tectonic regime.

Because sulfur can stably occupy a wide range of redox states (commonly -2, 0, +4, +6; or S(-II), S(0), S(IV), S(VI), respectively), the precise sulfur species involved in a planet’s cycle depend on the oxidation state of its interior, atmosphere, and ocean (e.g., Kasting et al. 1989; Pavlov and Kasting 2002; Johnston 2011; Hu et al. 2013). Generally, oxidized atmospheres have SO_2 gas and form aerosols composed of H_2SO_4 and H_2O , whereas reduced atmospheres have H_2S gas and aerosols made of S_8 (Hu et al. 2013). A planetary system in a more intermediate redox state will have both types of sulfur species present, with ratios between them determined by the precise oxidation level (Hu et al. 2013).

In this work, we focus on the oxidized sulfur cycle, as (1) it is much more tightly coupled to planetary water inventory and (2) its aerosol photochemistry is better constrained by observations on Earth. We consider an oxidized atmosphere to be one in which most sulfur aerosols present are composed of $\text{H}_2\text{SO}_4\text{--H}_2\text{O}$ rather than S_8 . The issue of how oxidized and reduced sulfur cycles can be distinguished observationally via transit spectra is discussed in Section 5.2.

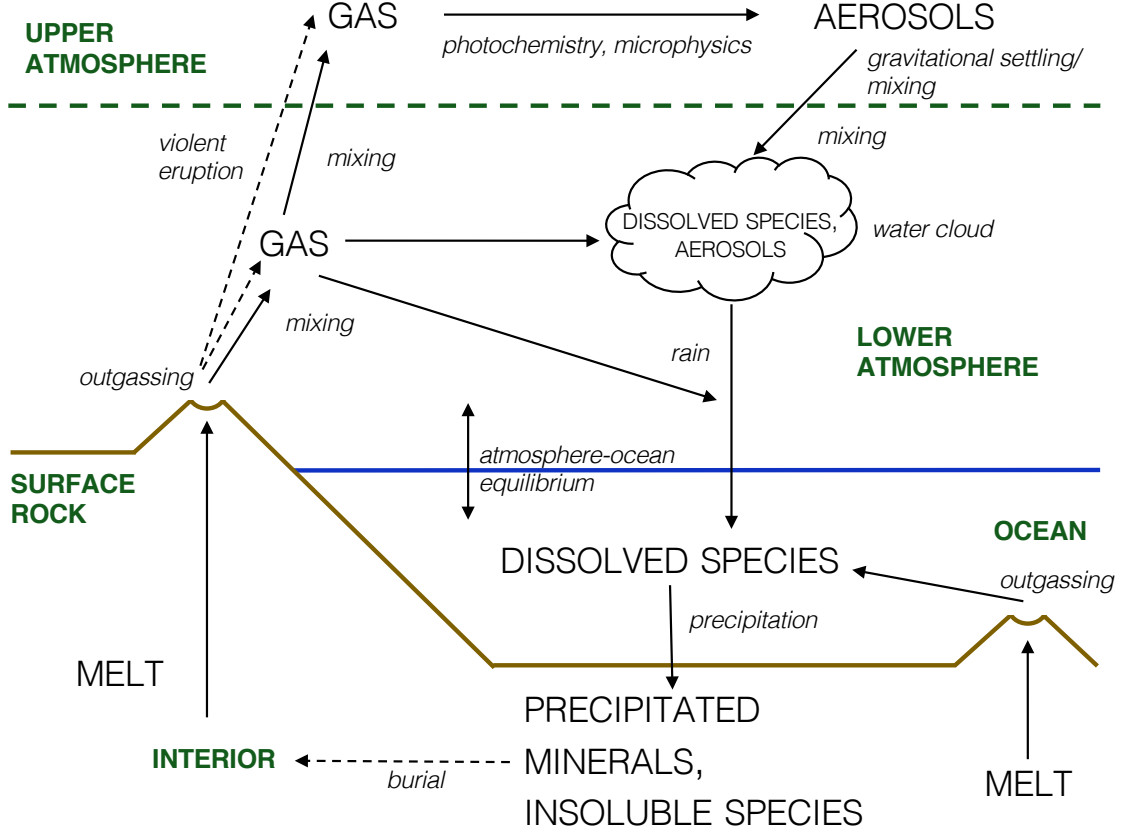


Figure 1. Schematic of the major components of the sulfur cycle on a planet with an ocean and active hydrological cycle.

3. METHODS

As implied by Figure 1, the sulfur cycle involves atmospheric dynamics, photochemistry, microphysics, aqueous chemistry, and interior dynamics. Here, we aim to combine these components into a model that maximizes simplicity while retaining all of the most essential processes. Our emphasis on simplicity is driven by our focus on the implications of the sulfur cycle for the detection of an ocean. Furthermore, as we discuss throughout this section, the large uncertainties associated with many of these processes mean that more complicated models would be unlikely to give significantly more accurate results.

In our model, key parameters are constrained from basic physical arguments and Solar System analogs. For each parameter x , we consider both the best reasonable estimate (x^b) and the limiting scenario that promotes conditions for observable sulfur (x^ℓ). The latter presents the most challenging conditions for our hypothesis that oceans are incompatible with sustained observable SO_2 or H_2SO_4 – H_2O haze and thus represents the most stringent test of our hypothesis. Table 1 summarizes the two sets of parameter values.

Our model considers three reservoirs for surface sulfur: (1) an isothermal upper atmosphere (stratosphere), (2) a moist adiabatic lower atmosphere (troposphere), and (3) a surface liquid water layer (ocean). This basic atmospheric thermal structure arises from physical principles that are expected to be a reasonable approximation across a wide variety of planetary conditions (e.g., Pierrehumbert 2010). The sulfur species and phases that we include are $\text{H}_2\text{SO}_4(\ell)$ and $\text{SO}_2(\text{g})$ in the stratosphere; $\text{SO}_2(\text{g})$ in the troposphere; and $\text{SO}_2(\text{aq})$, $\text{HSO}_3^-(\text{aq})$, and $\text{SO}_3^{2-}(\text{aq})$ —S(IV) species—in the ocean. The planetary parameters required are surface pressure p_{surf} , surface temperature T_{surf} , stratosphere temperature T_{strat} , atmospheric composition, planetary radius R_P , planetary mass M_P , and surface relative humidity (saturation of water vapor) RH_{surf} .

Our modeling approach begins with the critical SO_2 mixing ratio for detection of atmospheric SO_2 or the critical aerosol optical depth for observational detection of a haze layer. Working backward, we then calculate the critical number of sulfur atoms in the atmosphere and ocean system necessary for detection. Finally, we compare this critical value to the expected number of surface sulfur atoms to evaluate whether observable SO_2

buildup or observable haze formation is likely. In the following subsections, we discuss the various components of our model in detail.

3.1. Critical Atmospheric Sulfur for Observable SO_2

SO_2 gas is observable because it absorbs in characteristic bands in the infrared. In order to be observed, SO_2 must be present in high-enough concentrations such that its absorption lines have sufficient width and strength to be identified. Kaltenegger and Sasselov (2010) find a constant SO_2 mixing ratio of 1-10 ppm observable via transit spectroscopy in an Earth-like atmosphere. We thus set the critical SO_2 mixing ratio for detection $f_{\text{SO}_2}^*$ to $f_{\text{SO}_2}^{\text{b}} = 1$ ppm in our reasonable case scenario and conservatively to $f_{\text{SO}_2}^{\text{l}} = 0.01$ ppm in our limiting case scenario. Hu et al. (2013) illustrate that photochemical loss of SO_2 can be a significant limiting factor in the lifetime of SO_2 in the atmosphere and thus can prevent high SO_2 buildup. Here, we ignore the photochemical loss of SO_2 —again to conservatively estimate the minimum sulfur required for detection. As shown in Section 4, we can draw strong conclusions even from this minimum SO_2 value, so there is little need to complicate this portion of our model with photochemistry. We discuss the photochemistry of SO_2 in the context of aerosol formation in Section 3.4. Finally, conceivably there may be exoplanet UV-photon-limited regimes where SO_2 is neither significantly photodissociated nor destroyed from reactions with reactive photochemical products, in which case this maximum estimate would be valid.

To first order, the amount of SO_2 in the light path, not SO_2 's relative abundance in the atmosphere, is what characterizes SO_2 's spectroscopic influence (Pierrehumbert 2010); mixing ratio is a convenient and traditional way of expressing abundance of trace gases, but its relationship to observability in transmission spectra will vary with total atmospheric pressure. To make Kaltenegger and Sasselov (2010)'s SO_2 detection threshold more broadly applicable to non-Earth planetary conditions, we translate their critical mixing ratio of SO_2 for detection in an Earth-like atmosphere to a critical mass column (mass per unit area) of SO_2 $u_{\text{SO}_2}^*$:

$$u_{\text{SO}_2}^* = \frac{f_{\text{SO}_2}^* p_{\text{surf},\oplus}}{g_{\oplus}} \frac{\mu_{\text{SO}_2}}{\mu_{\text{air},\oplus}} \quad (1)$$

where $p_{\text{surf},\oplus}$ is the Earth's surface pressure, g_{\oplus} is the Earth's surface gravity, μ_{SO_2} is the molar mass of SO_2 , and $\mu_{\text{air},\oplus}$ is the average molar mass of Earth air. Evaluating Equation (1) yields $u_{\text{SO}_2}^{\text{b}} = 2.3 \times 10^{-2} \text{ kg m}^{-2}$ and $u_{\text{SO}_2}^{\text{l}} = 2.3 \times 10^{-4} \text{ kg m}^{-2}$. We then set the critical partial pressure of SO_2 at the surface $p_{\text{SO}_2,\text{surf}}^*$ as

$$p_{\text{SO}_2,\text{surf}}^* = u_{\text{SO}_2}^* g \frac{\mu_{\text{air}}}{\mu_{\text{SO}_2}} \quad (2)$$

where g is the local surface gravity and μ_{air} is the average molar mass of the planet's air. In Sections 3.2-3.6, we calculate the corresponding critical $p_{\text{SO}_2,\text{surf}}^*$ for observable H_2SO_4 – H_2O aerosols, before returning in Section 3.7 to the implications of this critical $p_{\text{SO}_2,\text{surf}}^*$ for the sulfur budget of the ocean.

3.2. Aerosol Extinction

H_2SO_4 – H_2O aerosols are observable because they extinguish (scatter and absorb) light. This extinction of light is most effective per unit mass of particle in the Mie scattering regime, where particles are the same order-of-magnitude size as the wavelength of light being scattered. The mass extinction coefficient κ_e characterizes how effectively light is extinguished per unit particle mass as

$$\kappa_e = \frac{3}{4} \frac{Q_e}{r \rho_{\text{aero}}}, \quad (3)$$

where r is the average particle radius, ρ_{aero} is the average particle density, and Q_e is the particle extinction efficiency (Pierrehumbert 2010). Physically, r and ρ_{aero} are determined from the microphysics of H_2SO_4 – H_2O aerosol formation. In contrast with water cloud formation, H_2SO_4 and H_2O can condense directly from the gas phase to form liquid aerosol particles at physically realizable saturation levels (Seinfeld and Pandis 2012; Määttänen et al. 2018).

The ratio of H_2SO_4 to H_2O by mass in an aerosol w depends on both temperature and the ambient number densities of H_2SO_4 and H_2O vapor (Määttänen et al. 2018). The ratio w controls both ρ_{aero} ($\rho_{\text{aero}} = w \rho_{\text{H}_2\text{SO}_4} + (1-w) \rho_{\text{H}_2\text{O}}$) and the index of refraction of the aerosol, which impacts Q_e . Theoretically, more H_2SO_4 gas is predicted to lead to aerosols with higher H_2SO_4 concentrations (Määttänen et al. 2018); however, observational estimates for w from H_2SO_4 – H_2O aerosols in Earth's stratosphere (a sulfur-poor environment) and Venus' H_2SO_4 – H_2O haze layer (a sulfur-rich environment) both give $w \approx 0.75$ (Turco et al. 1979; Russell et al. 1996; Seinfeld and Pandis 2012; Hansen and Hovenier 1974; Ragent et al. 1985). We thus set $w = 0.75$ for both limiting and best conditions.

Once nucleated, aerosols grow rapidly via condensation if either H_2SO_4 or H_2O gas is supersaturated (Turco et al. 1979; Seinfeld and Pandis 2012). The aerosols additionally grow via coagulation: diffusion and turbulence lead to sticking collisions between aerosols, which increase particle size and decrease particle number (e.g., Seinfeld and Pandis 2012). In both Earth's and Venus's atmospheres, H_2SO_4 – H_2O aerosols tend to be relatively mono-dispersed in size (Knollenberg and Hunten 1980; Seinfeld and Pandis 2012), so describing their size dis-

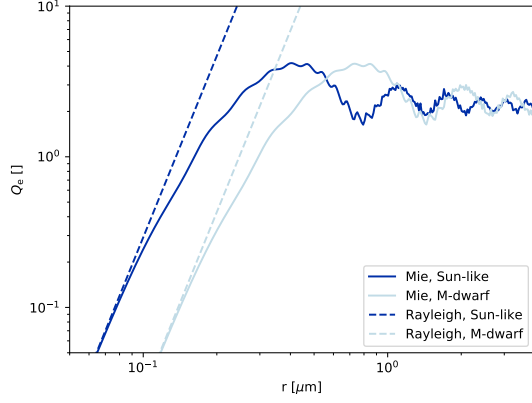


Figure 2. Extinction efficiency (Q_e) of $\text{H}_2\text{SO}_4\text{-H}_2\text{O}$ aerosols versus average particle radius (r). Solid lines are calculated from Mie theory and dashed lines show the Rayleigh limit (valid approximation for small particles). Values for a Sun-like star are in dark blue and those for an M dwarf in light blue.

tribution by a single average radius r is a valid approximation.

We estimate a reasonable r value from the $\text{H}_2\text{SO}_4\text{-H}_2\text{O}$ aerosols that dominate Venus' haze layer's radiative properties as $r^b = 1 \mu\text{m}$ (Hansen and Hovenier 1974; Knollenberg and Hunten 1980). From the inverse dependence of κ_e on r in Equation (3), smaller r values are more favorable for haze formation for a given number of atmospheric sulfur atoms. However, particles too small will be observationally indistinguishable from Rayleigh scattering by gas molecules. We therefore set r^ℓ by considering where Q_e transitions from the Rayleigh scattering limit to the Mie scattering regime.

Q_e is calculated with Mie theory from r , the composition of the particle (within the $\text{H}_2\text{SO}_4\text{-H}_2\text{O}$ system, specified by w), the index of refraction of this given $\text{H}_2\text{SO}_4\text{-H}_2\text{O}$ mixture (Palmer and Williams 1975), and the wavelength of incident light (λ) being attenuated (Bohren and Huffman 2008). We take λ to be the peak of the planet's host star's spectrum, which is easily calculated from Wien's displacement law given the star's observed effective temperature. Figure 2 shows Q_e as a function of r for both Sun-like ($\lambda = 0.556 \mu\text{m}$) and M-dwarf stars (for illustrative purposes, $\lambda = 1 \mu\text{m}$) with the Rayleigh limit superimposed. Based on this calculation, we set $r^\ell = 0.1 \mu\text{m}$ for a Sun-like star and $r^\ell = 0.2 \mu\text{m}$ for an M dwarf.

We calculate the aerosol layer vertical path optical depth δ as

$$\delta = u\kappa_e \quad (4)$$

where u is the mass column of aerosol particles. We estimate the critical minimum optical depth value for an observable haze layer δ^* by simulating transmission

spectra. This procedure is described in Section 3.6 after we finish outlining the structure of the rest of the atmosphere.

From the definition of mass column u , we can calculate the critical mass of H_2SO_4 $M_{\text{H}_2\text{SO}_4}^*$ as

$$M_{\text{H}_2\text{SO}_4}^* = u^* w 4\pi R_P^2 \quad (5)$$

where R_P is the radius of the planet. Putting u^* in terms of δ^* and aerosol parameters with Equations (3) and (4), we then calculate the critical number of H_2SO_4 molecules in aerosols needed to create an observable haze layer as

$$N_{\text{H}_2\text{SO}_4}^* = \frac{M_{\text{H}_2\text{SO}_4}^*}{m_{\text{H}_2\text{SO}_4}} = \frac{16\pi}{3} \frac{\delta^*}{Q_e} r \rho_{\text{aero}} R_P^2 \frac{w}{m_{\text{H}_2\text{SO}_4}} \quad (6)$$

where $m_{\text{H}_2\text{SO}_4}$ is the mass of a molecule of H_2SO_4 .

3.3. Aerosol Sedimentation and Mixing

Once in the troposphere, $\text{H}_2\text{SO}_4\text{-H}_2\text{O}$ aerosols are ideal cloud condensation nuclei because of their high affinity for water, and they are rapidly removed by precipitation (Seinfeld and Pandis 2012). For a mean residence time τ_{life} , H_2SO_4 remains in the stratosphere as an aerosol contributing to the optical depth of the sulfur haze. We only consider H_2SO_4 as radiatively relevant until it is transported to the tropopause—the boundary between the isothermal stratosphere and convecting troposphere—because of H_2SO_4 's short lifetime in the troposphere.

The parameter τ_{life} depends on the size of the aerosol. If coagulation and condensation are effective and particles grow large enough, they will gravitationally settle out of the upper atmosphere. Otherwise, small particles will instead likely be removed by dynamic processes first due to their slow settling velocities. Thus, the average lifetime of an $\text{H}_2\text{SO}_4\text{-H}_2\text{O}$ aerosol in the stratosphere is approximately

$$\tau_{\text{life}} = \min\{\tau_{\text{fall}}, \tau_{\text{mix}}\} \quad (7)$$

where τ_{fall} is the gravitational settling timescale and τ_{mix} is the dynamic mixing timescale of exchange between the stratosphere and troposphere.

We calculate τ_{fall} from the Stokes velocity of the falling particle as

$$\tau_{\text{fall}} = \frac{z_{\text{fall}}}{v_{\text{Stokes}}} = \frac{9}{2} \frac{z_{\text{fall}} \eta}{r^2 g \rho_{\text{aero}} C_C} \quad (8)$$

Here, g is planet surface gravity, η is the dynamic viscosity of air, and C_C is the Cunningham-Stokes correction factor for drag on small particles (Seinfeld and Pandis 2012). z_{fall} is the average distance a sulfur aerosol

must fall from its formation location to the tropopause. We conservatively estimate this parameter as the scale height of the stratosphere (i.e., $z_{\text{fall}} = RT_{\text{strat}}(\mu_{\text{air}}g)^{-1}$).

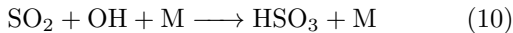
Calculating τ_{mix} from first principles is not possible because a general theory of stratosphere-troposphere mixing timescales as a function of external parameters does not yet exist. However, insights can be gained from studying Earth. Today, Earth’s strong stratospheric temperature inversion inhibits this stratosphere-troposphere exchange. Since radiatively generating an upper atmospheric temperature inversion stronger than Earth’s is difficult, Earth’s τ_{mix} is likely near an upper bound on stratosphere-troposphere mixing timescales. On the most observable M-dwarf planets, permanent day-night sides of planets due to tidal effects are predicted to generate strong winds (e.g., [Showman et al. 2010](#); [Showman and Polvani 2011](#)) that will almost certainly reduce τ_{mix} from Earth values. Therefore, from Earth-based timescales, we estimate $\tau_{\text{mix}} = 1$ year for all cases ([Warneck 1999](#)).

3.4. Aerosol Formation

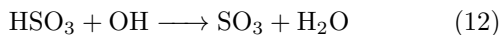
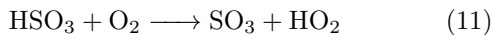
The saturation vapor pressure of H_2SO_4 at expected terrestrial planet stratosphere temperatures is extremely low ($\ll 10^{-6}$ Pa) ([Kulmala and Laaksonen 1990](#)), so all stratospheric H_2SO_4 is effectively found condensed in aerosols rather than as a gas. The sulfur source for H_2SO_4 – H_2O aerosols in oxidized atmospheres is SO_2 gas. Here, we define $\tau_{\text{SO}_2 \rightarrow \text{H}_2\text{SO}_4}$ as the timescale required to convert stratospheric SO_2 to H_2SO_4 . $\tau_{\text{SO}_2 \rightarrow \text{H}_2\text{SO}_4}$ is challenging to calculate precisely because SO_2 is oxidized to H_2SO_4 through a series of photochemical reactions that are poorly constrained both in terms of reaction pathways and rates ([Turco et al. 1979](#); [Stockwell and Calvert 1983](#); [Yung and DeMore 1998](#); [Burkholder et al. 2015](#), etc.). The two main stages of the conversion of SO_2 to H_2SO_4 are (1) SO_2 is converted to SO_3 via a photochemical product and (2) SO_3 and H_2O react to form H_2SO_4 ([Burkholder et al. 2015](#)). For part 1 of the conversion, commonly proposed reactions are



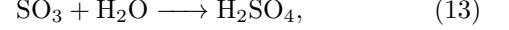
([Yung and DeMore 1998](#); [Burkholder et al. 2015](#)) or



([Turco et al. 1979](#); [Stockwell and Calvert 1983](#); [Burkholder et al. 2015](#)) followed by either



([Turco et al. 1979](#); [Stockwell and Calvert 1983](#); [Burkholder et al. 2015](#)). For part 2, the proposed reaction is



but it is unclear whether this reaction proceeds as a two-body or three-body reaction kinetically ([Seinfeld and Pandis 2012](#); [Burkholder et al. 2015](#)). Large uncertainties in reaction rates for these reactions are compounded by the reaction kinetics’ sensitivity to photochemical product (OH , O) concentrations, which require detailed knowledge of atmospheric composition for accurate results ([Jacob 1999](#)).

Despite these uncertainties, we can make simplifications because SO_2 , H_2O , and stellar UV photons are essential for the conversion, regardless of the pathway. In particular, because photochemistry is the rate limiting step except potentially in extremely dry atmospheres, we can estimate a lower limit of $\tau_{\text{SO}_2 \rightarrow \text{H}_2\text{SO}_4}$ by considering how long it takes for the number of UV photons necessary for the reaction to proceed to strike the planet’s atmosphere.

For photolysis-driven reactions, the lifetime τ of the photolyzed species can be described by

$$\tau^{-1} = \frac{1}{4} \int_{\lambda_{\text{UV}}} q(\lambda) \sigma(\lambda) \phi_{\gamma}(\lambda) d\lambda \quad (14)$$

where λ is wavelength of light, q is the quantum yield or the probability that a photon will dissociate a molecule, σ is the absorption cross section of the molecule, ϕ_{γ} is the flux of photons to a planet’s atmosphere per unit wavelength, and the factor of $1/4$ accounts for day–night and stellar zenith angle averaging ([Jacob 1999](#); [Cronin 2014](#)). To represent the most rapid conversion rate of SO_2 to H_2SO_4 , we set $q = 1$ for all wavelengths (i.e., 100% probability that a photon will dissociate a molecule it strikes). At minimum, the SO_2 to H_2SO_4 reaction requires one O or OH molecule. For weakly to strongly oxidized terrestrial planet atmospheres, this photochemical product will most likely be the result of the dissociation of H_2O , O_2 , or CO_2 . (Ostensibly, photodissociated SO_2 could also provide O , but at the surface number densities of SO_2 we consider here, SO_2 is so optically thin that it cannot effectively absorb photons ([Manatt and Lane 1993](#); [Hamdy et al. 1991](#)).) At each λ , we set $\sigma(\lambda)$ as the maximum absorption cross section from these three molecules, using data given in [Chan et al. \(1993\)](#), [Mota et al. \(2005\)](#), [Lu et al. \(2010\)](#), [Yoshino et al. \(1988\)](#), [Kockarts \(1976\)](#), [Brion et al. \(1979\)](#), and [Huestis and Berkowitz \(2010\)](#).

To set the wavelength for the upper limit of integration, we take the smallest minimum bond dissociation

energy of H_2O , O_2 , and CO_2 and convert it to a wavelength (via $E_{\text{dis}} = E_\gamma = h\nu = hc/\lambda$). A minimum energy of 8.2×10^{-19} J (deB. Darwent 1970) yields a maximum wavelength of 240 nm. We begin the integration from $\lambda = 0$ nm for a maximum number of photons. In general, ϕ_γ will be determined from the host star's spectrum and the distance of the planet from its host star. Here, we use the present-day flux of the Sun to Earth as measured by Thuillier et al. (2004) as a baseline ϕ_γ for a Sun-like star. The ratio of UV flux to stellar bolometric flux declines as stellar mass declines (due to lower effective temperatures and thus higher wavelength Planck peaks) while the ratio of extreme UV (EUV) flux to bolometric flux tends to increase for M dwarfs relative to Sun-like stars due to higher magnetic activity (Scalo et al. 2007; Shkolnik and Barman 2014; Schaefer et al. 2016; Wordsworth et al. 2018). The precise change in UV and EUV flux relative to bolometric flux for an M dwarf relative to the Sun will depend on the specific star and its age, but for illustrative purposes here, we assume a $10\times$ decrease in UV flux and a $10\times$ increase in EUV flux relative to the solar value. (Here, we define the EUV wavelength cutoff as $\lambda = 91$ nm, following Wordsworth et al. (2018).) Plugging in values to Equation (14) then leads to $\tau_{\text{SO}_2 \rightarrow \text{H}_2\text{SO}_4}^\ell \approx 3.4$ days for a Sun-like star and $\tau_{\text{SO}_2 \rightarrow \text{H}_2\text{SO}_4}^\ell \approx 2.5$ days for an M dwarf. On modern Earth, $\tau_{\text{SO}_2 \rightarrow \text{H}_2\text{SO}_4} \approx 30$ days (Turco et al. 1979; Macdonald and Wordsworth 2017), which we take as $\tau_{\text{SO}_2 \rightarrow \text{H}_2\text{SO}_4}^b$.

Once we have estimated the lifetimes of H_2SO_4 and SO_2 in the stratosphere, we can directly relate the steady-state $N_{\text{H}_2\text{SO}_4}$ in aerosols to N_{SO_2} in gas by assuming that the production rate of H_2SO_4 is equal to its removal rate:

$$\frac{N_{\text{H}_2\text{SO}_4}}{\tau_{\text{life}}} = \frac{N_{\text{SO}_2}}{\tau_{\text{SO}_2 \rightarrow \text{H}_2\text{SO}_4}}. \quad (15)$$

From Equation (15) and the definition of pressure as force over area, $N_{\text{SO}_2}^*$ converted to a critical partial pressure of SO_2 ($p_{\text{SO}_2}^*$) at the tropopause is

$$p_{\text{SO}_2, \text{tropopause}}^* = N_{\text{H}_2\text{SO}_4}^* \frac{gm_{\text{SO}_2}}{4\pi R_p^2} \frac{\tau_{\text{SO}_2 \rightarrow \text{H}_2\text{SO}_4}}{\tau_{\text{life}}} \quad (16)$$

where m_{SO_2} is the mass of a molecule of SO_2 .

3.5. Lower Atmosphere Transport

On a wet, temperate planet, SO_2 faces no significant sinks below the photochemically active upper atmosphere until it encounters the water cloud layer in the troposphere. Once SO_2 encounters condensed water (as either rain or cloud droplets), the SO_2 dissolves and is subsequently rained out of the atmosphere (Giorgi and

Chameides 1985; Seinfeld and Pandis 2012; Hu et al. 2013). The high effective solubility of SO_2 means that effectively all SO_2 at and below the cloud deck is removed every rainfall event (Giorgi and Chameides 1985). This process of *wet deposition* greatly limits the lifetime of SO_2 in the lower atmosphere and decreases the mixing ratio of SO_2 ($f_{\text{SO}_2} \equiv p_{\text{SO}_2}/p$) beyond the water cloud layer in the upper atmosphere relative to the surface.

In our model, we take the mixing ratio of SO_2 at the tropopause to be directly proportional to the mixing ratio of SO_2 at the surface, such that

$$\frac{p_{\text{SO}_2, \text{tropopause}}}{p_{\text{tropopause}}} = \alpha \frac{p_{\text{SO}_2, \text{surf}}}{p_{\text{surf}}}. \quad (17)$$

Here, p is the total atmospheric pressure, and α is the change of mixing ratio between the surface and the upper atmosphere due to the effects of wet deposition. We do not yet know much about hydrological cycles on planets with less surface liquid water than Earth, so in the limiting case we completely ignore wet deposition and set $\alpha^\ell = 1$. For the reasonable case, we assume $\alpha^b = 0.1$, based on comparison with SO_2 vertical profiles measured on Earth (Georgii 1978; Meixner 1984).

We calculate a pressure-temperature profile from surface temperature T_{surf} and pressure p_{surf} assuming a dry adiabat until water vapor becomes saturated and then a moist adiabat until a specified (isothermal) stratospheric temperature T_{strat} is reached, following the derivation of Wordsworth and Pierrehumbert (2013). This calculation requires an assumed mixing ratio of water $f_{\text{H}_2\text{O}} \equiv p_{\text{H}_2\text{O}}/p$ at the surface. This mixing ratio is calculated from relative humidity at the surface RH_{surf} and T_{surf} via $f_{\text{H}_2\text{O}, \text{surf}} = \text{RH}_{\text{surf}} \times p_{\text{sat}, \text{H}_2\text{O}}(T_{\text{surf}})$ where $p_{\text{sat}, \text{H}_2\text{O}}(T_{\text{surf}})$ is the saturation pressure of water at temperature T_{surf} . We set $\text{RH}_{\text{surf}}^b = 0.77$ like the Earth. Increasing $f_{\text{H}_2\text{O}}$ yields a higher tropopause, which results in a higher $p_{\text{SO}_2, \text{surf}}$ for a given $p_{\text{SO}_2, \text{tropopause}}$. Therefore, we set $\text{RH}_{\text{surf}}^\ell = 0$ (yielding a dry adiabat atmospheric structure).

3.6. Aerosol Observability

Having reviewed the atmospheric conditions dictated by the presence of an observable H_2SO_4 - H_2O haze layer, we can now return to the problem of how to calculate the critical optical depth δ^* for observation. We simulate the transmission spectra expected of a planet with a sulfur haze for a range of optical depths to determine at which δ -value the hazy spectrum becomes distinct from the clear spectrum. The appendices of Morley et al. (2015); Morley et al. (2017) provide the details of our model for simulating transmission spectra, which uses the matrix prescription presented in Robinson (2017). We calculate molecular cross sections as

described in Freedman et al. (2008, 2014), including an updated water line list from Polyansky et al. (2018).

As inputs to our model, we require aerosol size and number densities, atmospheric gases number densities, and temperature as functions of pressure. From Equation (15), we calculate an $\text{H}_2\text{SO}_4\text{--H}_2\text{O}$ aerosol number density profile, assuming exponential decay in aerosols from the tropopause until a parameterized cutoff height (due to lack of photochemical H_2SO_4 production). We input atmospheric number densities assuming constant mixing ratios (except for H_2O) for a given atmospheric composition. The temperature-pressure profile follows a moist adiabat until it reaches an isothermal stratosphere. The mixing ratio of H_2O $f_{\text{H}_2\text{O}}$ is determined by the moist adiabat. $f_{\text{H}_2\text{O}}$ is set at the surface and is held constant until water vapor becomes saturated. Then, $f_{\text{H}_2\text{O}}$ evolves according to water’s saturation pressure until the tropopause, above which $f_{\text{H}_2\text{O}}$ remains constant.

Varying δ in these simulated transit spectra for an Earth-like atmosphere (see Section 4.1 and Figure 3) suggested that the critical minimum value for an observable haze layer is $\delta^* \approx 0.1$. Different atmospheres will yield different δ^* values, but likely not by orders of magnitude. The precise shape of a hazy planet’s transit spectrum is also somewhat sensitive to the photochemical haze cutoff height. Lower cutoff heights yield more traditionally haze-characteristic flat spectra (e.g., Kreidberg et al. 2014), and higher, less physical cutoff heights yield more structured—though still smoothed relative to a clear atmosphere—spectra; but the full range of possible haze cutoff values still yields spectra identifiable as hazy. In the absence of a detailed photochemical model, we choose to display results in Figure 3 with a cutoff height of two stratospheric scale heights (11.7 km), following Earth and Venus $\text{H}_2\text{SO}_4\text{--H}_2\text{O}$ aerosol profile observations (e.g., Sekiya et al. 2016; Knollenberg and Hunten 1980).

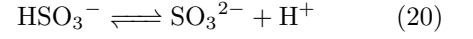
3.7. Ocean Sulfur Storage

When surface liquid water is present, convection and the hydrological cycle act to bring the lower atmospheric and dissolved sulfur in the ocean into equilibrium rapidly. The partial pressure of SO_2 at the surface ($p_{\text{SO}_2,\text{surf}}$) is held in equilibrium with the concentration of dissolved, aqueous SO_2 in the ocean $[\text{SO}_2(\text{aq})]$ via Henry’s law:

$$p_{\text{SO}_2,\text{surf}} = K_H(T)[\text{SO}_2(\text{aq})], \quad (18)$$

where $K_H = 6.96 \times 10^4 \text{ Pa L mol}^{-1}$ is the Henry’s law constant for SO_2 (Pierrehumbert 2010). Once dissolved, SO_2 reacts with the ambient water to form sulfurous

acid, which dissociates to H^+ , HSO_3^- , and SO_3^{2-} ions:



(Neta and Huie 1985; Halevy et al. 2007). The ocean’s pH (log of the concentration of H^+ ions) controls the partitioning of sulfur between $\text{SO}_2(\text{aq})$, HSO_3^- , and SO_3^{2-} —species which are collectively known as S(IV) or sulfur in a +4 redox state. As we discuss in the next section, however, the picture of aqueous sulfur chemistry given by Equations (18)–(20) is incomplete because S(IV) disproportionation is effective under a wide range of conditions. We return to this point shortly.

The atmosphere is only in equilibrium with $\text{SO}_2(\text{aq})$, so when Equations (18)–(20) hold, the ocean’s pH regulates its ability to store sulfur versus the atmosphere. Ocean pH is treated as an independent variable in our model because it has a strong influence on the sulfur distribution and is difficult to estimate from first principles (e.g., Kempe and Degens 1985; Macleod et al. 1994; Sleep and Zahnle 2001; Halevy and Bachan 2017). Our model’s pH dependence is discussed further in Section 4.4.

With the partial pressure of SO_2 at the surface and an assumed pH, Equations (18)–(20) give the concentration of S(IV) species $[\text{S(IV)}(\text{aq})]$ in the ocean as

$$\begin{aligned} [\text{S(IV)}(\text{aq})] &= [\text{SO}_2(\text{aq})] + [\text{HSO}_3^-] + [\text{SO}_3^{2-}] \\ &= \frac{p_{\text{SO}_2,\text{surf}}}{K_H} \left(1 + \frac{K_1}{[\text{H}^+]} + \frac{K_1 K_2}{[\text{H}^+]^2} \right). \end{aligned} \quad (21)$$

Here $[\text{H}^+] = 10^{-\text{pH}}$, and $K_1 = 10^{-1.86}$ and $K_2 = 10^{-7.2}$ are the first and second, respectively, acid dissociation constants of sulfurous acid (Neta and Huie 1985). These constants depend on salinity, pressure, and temperature in general, although we neglect this dependence here.

At this point, we incorporate the most significant variable in our model: the planet’s total mass of surface liquid water M_{oc} . Like pH, M_{oc} is taken to be an independent variable because it is the unknown we are interested in investigating. The total number of sulfur atoms needed in the atmosphere-ocean system to achieve observable atmospheric sulfur N_S^* is a function of $[\text{S(IV)}(\text{aq})]$, $p_{\text{SO}_2,\text{surf}}$, and M_{oc} . It can be written as the sum of sulfur atoms required in the atmosphere and the ocean:

$$N_S^* = N_{S,\text{atm}}^* + N_{S(\text{IV}),\text{oc}}^* \quad (22)$$

To avoid having to prescribe an f_{SO_2} profile, we make the simplifying assumption that SO_2 is always well mixed in calculating $N_{S,\text{atm}}^*$. For an observable level

of SO_2 , the critical number of sulfur atoms in the atmosphere $N_{\text{S,atm}}^*$ is

$$N_{\text{S,atm}}^* = \frac{4\pi R_p^2}{g} p_{\text{SO}_2, \text{surf}}^* \frac{N_A}{\mu_{\text{SO}_2}} \quad (23)$$

where μ_{SO_2} is the molar mass of SO_2 and $p_{\text{SO}_2, \text{surf}}^*$ is given by Equation (2); whereas for an observable haze layer

$$N_{\text{S,atm}}^* = \frac{4\pi R_p^2}{g} p_{\text{SO}_2, \text{surf}}^* \frac{N_A}{\mu_{\text{SO}_2}} + N_{\text{H}_2\text{SO}_4}^* \quad (24)$$

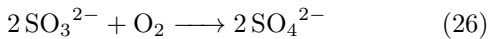
where $p_{\text{SO}_2, \text{surf}}^*$ is given by Equation (17) and $N_{\text{H}_2\text{SO}_4}^*$ by Equation (6). For both observable atmospheric sulfur products, the critical number of S(IV) sulfur atoms in the ocean $N_{\text{S(IV),oc}}^*$ is

$$N_{\text{S(IV),oc}}^* = [\text{S(IV)}(\text{aq})]^* \frac{M_{\text{oc}}}{\rho_{\text{H}_2\text{O}}} (1000 \text{ L m}^{-3}) N_A \quad (25)$$

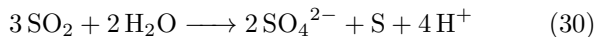
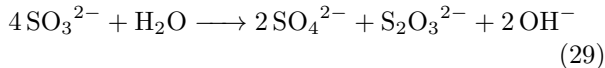
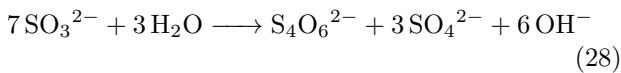
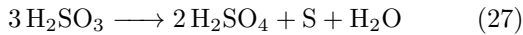
where N_A is Avogadro's number, $[\text{S(IV)}(\text{aq})]^*$ is given by Equation (21), and the factor of 1000 L m^{-3} converts the moles per L of $[\text{S(IV)}(\text{aq})]^*$ to SI units.

3.8. Expected Sulfur in Surface Reservoir

We now need to calculate the number of sulfur atoms expected in the atmosphere and ocean to compare to the critical value given by Equation (22) to determine whether observable SO_2 buildup or haze formation is reasonable. This calculation is simplified because aqueous HSO_3^- and/or SO_3^{2-} are not thermodynamically stable (Karchmer 1970; Hayon et al. 1972; Brimblecombe and Lein 1989; Guekezian et al. 1997; Jacobson et al. 2000; Ermakov and Purmal 2001; Halevy 2013). Spontaneous or easily catalyzed disproportionation and oxidation reactions convert sulfur from S(IV) to S(VI) and/or S(0) (Karchmer 1970; Guekezian et al. 1997; Johnston 2011; Halevy 2013), the former even in the absence of dissolved oxygen (Guekezian et al. 1997; Zopfi et al. 2004). The proposed stoichiometric oxidation reaction is



though the chain of reactions from which this reaction proceeds is poorly understood (Ermakov and Purmal 2001; Halevy 2013). Proposed stoichiometric disproportionation reactions in anoxic waters include:



(Karchmer 1970; Guekezian et al. 1997; Ryabinina and Oshman 1972).

These disproportionation reactions are thermodynamically favored based on their calculated Gibbs free energy changes (Guekezian et al. 1997). However, the precise pathways by which S(IV) decay proceeds and their respective reaction rates are unclear, even in environments of well-known pH, $[\text{O}_2(\text{aq})]$, and T (Ermakov and Purmal 2001). Nonetheless, experiments suggest across wide pH, $[\text{O}_2(\text{aq})]$, and T ranges that HSO_3^- and SO_3^{2-} are unstable on rapid timescales of seconds to weeks (Ermakov and Purmal 2001; Avrahami and Golding 1968; Guekezian et al. 1997; Suzuki 1999; Zopfi et al. 2004). Indeed, in Earth's modern oceans, $[\text{HSO}_3^-]$ and $[\text{SO}_3^{2-}]$ concentrations are close to zero, with SO_4^{2-} ions (S(VI)) being the only major dissolved sulfur constituent, despite the fact that SO_2 is the dominant sulfur outgassing product (Schlesinger and Bernhardt 2013). For Earth's pH and average surface p_{SO_2} , the expected $[\text{SO}_3^{2-}]$ concentration levels in the ocean in the absence of disproportionation or oxidation are of order $0.01\text{--}0.001 \text{ mol L}^{-1}$. Measurements of $[\text{SO}_3^{2-}]$ are of order $1 \times 10^{-6} \text{ mol L}^{-1}$ or less (Goldhaber 2003).

After the oxidation or disproportionation of S(IV), both possible sulfur products S(0) and S(VI) are lost to the reservoir of sulfur in equilibrium with the atmosphere until they have been reprocessed by the interior. S(0) is insoluble (Boulegue 1978), so its formation removes that sulfur from the aqueous reservoir. S(IV) is soluble, but there are no known abiotic pathways to reduce S(VI) back to S(IV) (Brimblecombe and Lein 1989). We discuss the implications of the presence of sulfur-consuming life on the sulfur cycle in Section 5.4, but it is not expected to substantially alter this picture.

Theoretically, aqueous S(VI) could be a source of H_2SO_4 gas from Henry's law. However, because H_2SO_4 is an extremely strong acid, dissolved H_2SO_4 will not be present as $\text{H}_2\text{SO}_4(\text{aq})$. Significant $\text{H}_2\text{SO}_4(\text{aq})$ requires physically impossible water pHs $\lesssim -3$ (Jacobson et al. 2000). Thus, dissolved S(VI) species cannot contribute to atmospheric H_2SO_4 either.

As neither S(0) nor S(VI) is in equilibrium with atmospheric SO_2 , aqueous chemistry can act as a pump for rapidly removing SO_2 from the atmosphere, and there is essentially no potential for significant atmospheric sulfur gas buildup over geologic time on planets with surface liquid water (e.g., Kasting et al. 1989). A central outcome of our analysis is, therefore, that the sulfur outgassing flux must continuously counterbalance aqueous S(IV) decay if significant SO_2 is to be present in an atmosphere.

To see whether the buildup of observable SO_2 or the formation of an observable haze layer is reasonable, we can compare the critical number of sulfur atoms in the atmosphere and ocean required for observation (N_S^*) with the expected total number of sulfur atoms in the planet’s ocean and atmosphere (N_S). As the sulfur must be supplied by recent outgassing, we estimate N_S as

$$N_S = \dot{N}_S \tau_{S(\text{IV})} \quad (31)$$

where \dot{N}_S is the global outgassing rate of sulfur (number of S atoms outgassed per unit time) and $\tau_{S(\text{IV})}$ is the timescale for S(IV) to decay in the ocean. In order for a sulfur haze layer to be observed, we must have

$$N_S/N_S^* \geq 1. \quad (32)$$

To determine the most favorable conditions for atmospheric sulfur buildup, we must evaluate a maximum sulfur outgassing rate \dot{N}_S . This estimation is hampered by the lack of a clear path to placing a reasonable upper bound given large uncertainties in the quantitative chemistry that governs the transport of sulfur from the planetary interior to the surface as well as a large planetary parameter space; we make a good faith effort to estimate this maximum value but highlight this calculation as a clear region for future study. We do note that, given our interest in an equilibrium state, we are considering here maximum time-averaged outgassing rates rather than an instantaneous values from transient extreme events.

The precise frequency and magnitude of the outgassing events that determine \dot{N}_S will be a function of a planet’s tectonic regime, which at present is extremely poorly constrained for exoplanets, given conflicting results from interior dynamics models (e.g., O’Neill and Lenardic 2007; Valencia et al. 2007; Stamenković et al. 2012). Nonetheless, Kite et al. (2009) estimate theoretical upper bounds on terrestrial planet outgassing for both plate tectonics and stagnant lid regimes. They find outgassing rate is a strong decreasing function of planet age after ~ 1 Gyr and roughly constant across bodies of different sizes when normalized per unit planet mass. In their model, outgassing peaks at about $20\times$ modern-Earth outgassing levels.

To translate an upper bound on total outgassing rate into an upper bound on sulfur outgassing rate, we assume that outgassing rate is proportional to melt production rate, following Kite et al. (2009). For near (or above) Earth-like bulk sulfur contents, sulfur directly dissolved in melt is largely limited by the saturation limit of the sulfur-bearing species in the melt (e.g., Anderson 1974; Mathez 1976; Edmonds and Mather 2017)

rather than availability of ambient interior sulfur. Experimentally, the sulfur melt saturation limit is most strongly controlled by melt oxidation state and then temperature with smaller effects from melt composition and pressure (Jugo et al. 2005; Jugo 2009; Righter et al. 2009).

Sulfur directly dissolved in melt is further in equilibrium with a volatile vapor phase also held within the melt (e.g., Zajacz et al. 2012). This vapor phase is what outgasses. The partitioning of sulfur between melt and vapor is a function of temperature, pressure, oxidation state, and melt composition (Shinohara 2008; Zajacz et al. 2012). Recent experimental studies suggest that the dependence on melt oxidation state of this vapor-melt partitioning and of dissolved melt sulfur saturation counteract each other such that the total gaseous sulfur available for outgassing is essentially independent of interior oxidation state (Jugo et al. 2005; Zajacz et al. 2012). The coupling of other dependencies between vapor-melt partitioning and melt saturation is less clear, but qualitatively these dependencies tend to (like oxidation state) act in opposition—muting, rather than amplifying, the effect of a given state variable on total sulfur outgassing potential.

Melts tend to outgas at the surface because decreasing pressure increases the partitioning of sulfur into vapor relative to the melt. Traditionally it has been assumed that initial sulfur vapor content at melt formation (high pressure) is zero, and all sulfur ultimately outgassed originates from direct dissolution into melt at formation; however, more recent observations call into question this latter assumption (see Oppenheimer et al. 2011, and references therein). Sulfur budget allocating estimates from larger explosive eruptions with satellite-quantifiable gas plumes suggest that an ambient vapor reservoir can interact with the melt during its ascent and contribute more sulfur (e.g., Wallace and Gerlach 1994; Gerlach et al. 1996; Shinohara 2008; Oppenheimer et al. 2011). The origins of this ambient vapor reservoir are not well understood (Oppenheimer et al. 2011). However, proposed hypotheses seem to require either (1) an older planet with a buildup of sulfur-rich sediments from the surface having been transported deeper into the interior, suggesting that the contributions of this ambient vapor reservoir should be muted for young planets with the highest outgassing fluxes or (2) a long-suppressed regional eruption, suggesting limited influence over a time-averaged outgassing rate (Oppenheimer et al. 2011).

From these considerations, we believe assuming that modern Earth’s average sulfur outgassing per unit melt is within an order of magnitude of an upper bound is a reasonable assumption. The conclusion seems consis-

tent with Earth history: models of the Archean sulfur cycle suggest that, in order to reproduce observed sulfur isotope fractionations, the Archean sulfur outgassing rate was a fraction of the modern rate despite elevated total volcanism relative to present day (e.g., Harman et al. 2018b). From the average current Earth sulfur outgassing rate ($\dot{N}_{S,\oplus}$), we can then estimate our limiting value for this sulfur outgassing rate parameter as

$$\dot{N}_S^\ell = 10 \times 20 \dot{N}_{S,\oplus} \frac{M_p}{M_\oplus} \quad (33)$$

where $\dot{N}_{S,\oplus} = 1.89 \times 10^{35}$ atoms S yr⁻¹ (Schlesinger and Bernhardt 2013; Halmer et al. 2002), M_p is planet mass, M_\oplus is Earth’s mass, the factor of 20 is from Kite et al. (2009)’s calculations to account for the potential for increased total outgassing, and the additional factor of 10 is to account for the potential for higher sulfur content in melts than modern mass-averaged Earth values (e.g., from higher melt formation temperatures, greater influence of an at-depth vapor reservoir). We set the reasonable scenario from the modern-Earth outgassing value with

$$\dot{N}_S^b = \dot{N}_{S,\oplus} \frac{M_p}{M_\oplus}. \quad (34)$$

The remaining key parameter in our model is the S(IV) aqueous decay timescale $\tau_{S(IV)}$. As we have discussed, current understanding of the kinetics of aqueous S(IV) instability is still quite limited. Therefore, we solve directly for the critical $\tau_{S(IV)}^*$ for observable sulfur buildup from a simplification of the condition for observation given by Equation (32):

$$\tau_{S(IV)}^* = N_{S(IV),oc}^* / \dot{N}_S. \quad (35)$$

As $\tau_{S(IV)}$ relates only to the destruction rate of aqueous S(IV), we make this conservative assumption—to neglect the direct contribution of atmospheric sulfur to the critical amount of sulfur necessary for atmospheric observation—in lieu of adding the exchange rate of S(IV) between the ocean and atmosphere to our equilibrium model. This simplification is favorable to atmospheric sulfur buildup, underestimating critical sulfur required for observation in water-poor, low-pH regimes where $N_{S(IV),oc} \ll N_{S,atm}$. As we will show, the variation in $\tau_{S(IV)}^*$ value as a function of pH and ocean volume is so large that we are able to reach strong conclusions, even given the uncertainties.

4. RESULTS

4.1. Detecting a Haze Layer

We simulated the transmission spectra for an Earth-like planet with H₂SO₄-H₂O hazes for a large range of

vertical optical depths in Figure 3. The slant angle geometry of transit spectroscopy means that the haze layer causes significant differences to the transit spectrum for δ values as low as 0.01 (Fortney 2005). These results informed our choice of the critical amount of aerosols needed for observable haze detection in Section 3. Clearly, the presence of the optically thick haze produces a distinct spectrum from a clear terrestrial-type atmosphere. For the Earth-like atmosphere modeled here, the differences are strongest in 3-5 μ m and 7.5-15 μ m bands. In general, which bands have the strongest difference between hazy and clear conditions will vary with atmospheric composition. The height of the signals—and thus their detectability—will also vary strongly with planetary size relative to stellar size and atmospheric scale height. We discuss distinguishing H₂SO₄-H₂O from other spectra-flattening agents in Section 5.3.

4.2. Sulfur in the Atmosphere

We translated our observable sulfur criteria into a critical amount of sulfur in the atmosphere from Equations (23) and (24). For modern-Earth-like planetary conditions and reasonable model parameters given in Table 1, we calculated that observable SO₂ requires 4.9×10^{37} S atoms = 2.6×10^{12} kg S in the atmosphere (the equivalent of 1 ppm = 1000 ppb SO₂ in an Earth-like atmosphere). Using the limiting model parameters given in Table 1 instead gives 1% of this value (2.6×10^{10} kg S). For Earth-like conditions and reasonable model parameters, a sustained observable haze layer requires 2.5×10^{36} S atoms = 1.3×10^{11} kg S in the atmosphere (the equivalent of 50 ppb SO₂ in an Earth-like atmosphere). Considering limiting conditions yields 8.5% of this value for a Sun-like star (1.1×10^{10} kg S) and 13% for an M dwarf (1.7×10^{10} kg S). For context, Earth’s atmosphere currently contains about 10^8 kg of sulfur in SO₂ (equivalent to 0.04 ppb SO₂—if SO₂ were well-mixed) (Brimblecombe and Lein 1989), in an environment where anthropogenic emissions are about 10 times natural volcanic sources (Schlesinger and Bernhardt 2013).

The total number of sulfur atoms required in a planetary atmosphere for observable SO₂ buildup or a haze layer is relatively insensitive to surface temperature T_{surf} , stratospheric temperature T_{strat} , surface pressure p_{surf} , planetary radius R_p , atmospheric composition, and relative humidity of water at the surface RH_{surf} as shown in Figure 4. We tested plausible values for these conditions for a terrestrial planet thought to potentially host water: $T_{surf} \in [250 \text{ K}, 400 \text{ K}]$, $T_{strat} \in [150 \text{ K}, 225 \text{ K}]$, $p_{surf} \in [10^{-2} \text{ atm}, 10^2 \text{ atm}]$, $R_p \in [0.25 R_\oplus, 1.6 R_\oplus]$, $\mu \in [28 \text{ g mol}^{-1}, 44 \text{ g mol}^{-1}]$,

Table 1. Model inputs

parameter	limiting value - Sun-like (M dwarf)	best estimate	detection method
$u_{\text{SO}_2, \text{surf}}^* [\text{kg m}^{-2}]$	2.3×10^{-4}	2.3×10^{-2}	gas
$r_{\text{avg}} [\mu\text{m}]$	0.1 (0.2)	1	aerosol
$w_{\text{H}_2\text{SO}_4} [\text{kg kg}^{-1}]$	0.75	0.75	aerosol
$\tau_{\text{SO}_2 \rightarrow \text{H}_2\text{SO}_4} [\text{day}]$	3.4 (2.5)	30	aerosol
$\tau_{\text{mix}} [\text{yr}]$	1	1	aerosol
$f_{\text{SO}_2, \text{tropopause}} / f_{\text{SO}_2, \text{surf}} []$	1	0.1	aerosol
$\dot{N}_{\text{S}} [\text{kg S yr}^{-1}]$	$200 \dot{N}_{\text{S}, \oplus} \frac{M_{\text{P}}}{M_{\oplus}}$	$1 \dot{N}_{\text{S}, \oplus} \frac{M_{\text{P}}}{M_{\oplus}}$	aerosol & gas

Parameters for which we plot results in Section 4.

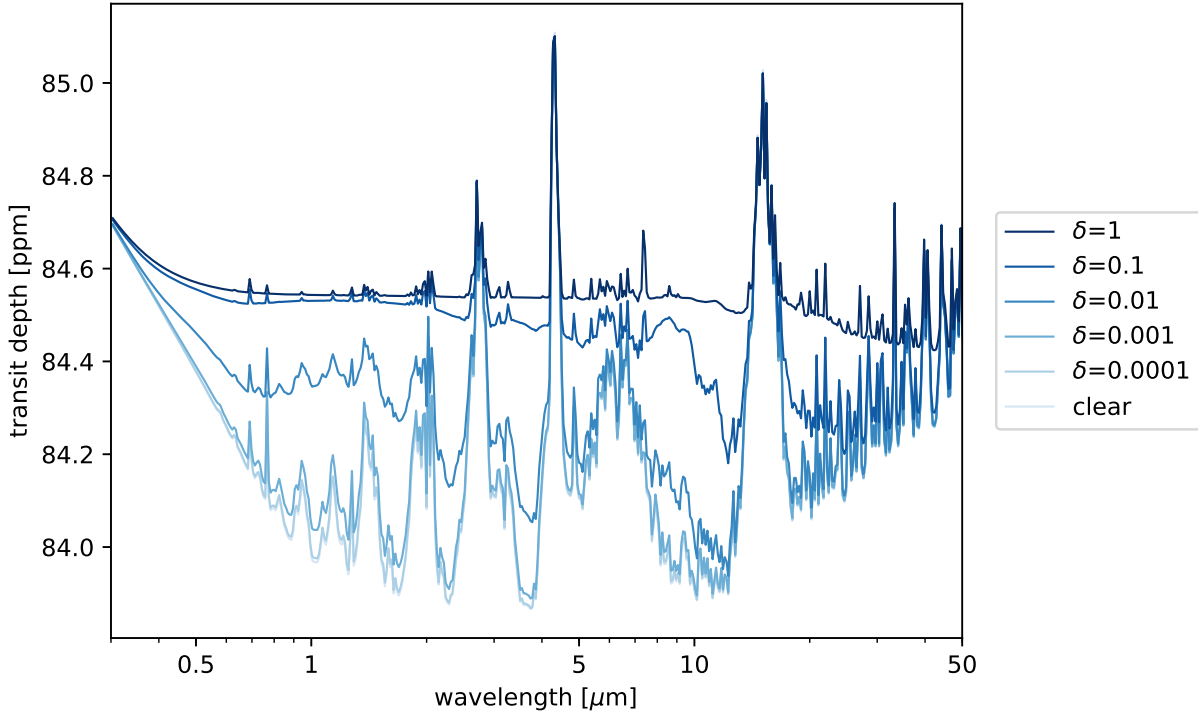


Figure 3. Simulated transmission spectra for atmospheres with varying amounts of $\text{H}_2\text{SO}_4\text{-H}_2\text{O}$ aerosols, as measured by their vertical path optical depth δ . The atmospheric composition and other planetary parameters are Earth-like. Size of transit depth signal will vary as relative star-to-planet size varies.

and $\text{RH}_{\text{surf}} \in [10^{-5}, 1]$. Most plausible planetary conditions relative to modern-Earth values actually increase the critical amount of atmospheric sulfur required for observation, which makes our hypothesis of the incompatibility of the observable sulfur stronger. Given the lack of sensitivity to planetary conditions, we plot the remaining results assuming Earth-like conditions (i.e., $p_{\text{surf}} = 101325 \text{ Pa}$, $T_{\text{surf}} = 288 \text{ K}$, $T_{\text{strat}} = 200 \text{ K}$, $R_{\text{P}} = R_{\oplus}$, composition of air, and $\text{RH}_{\text{surf}} = 0.77$).

4.3. Sulfur in the Atmosphere versus Ocean

We next translated our observable sulfur criteria into a critical amount of sulfur in the ocean-atmosphere system. We calculated the distribution of sulfur in an ocean between aqueous S(IV) species ($\text{SO}_2(\text{aq})$, HSO_3^- , SO_3^{2-}) as a function of pH, assuming S(IV) saturation, in Figure 5. The fraction of S(IV) stored as SO_2 —the only dissolved S(IV) species in direct equilibrium with the atmosphere via Equation (18)—exponentially declines as pH increases. For a modern-Earth ocean pH

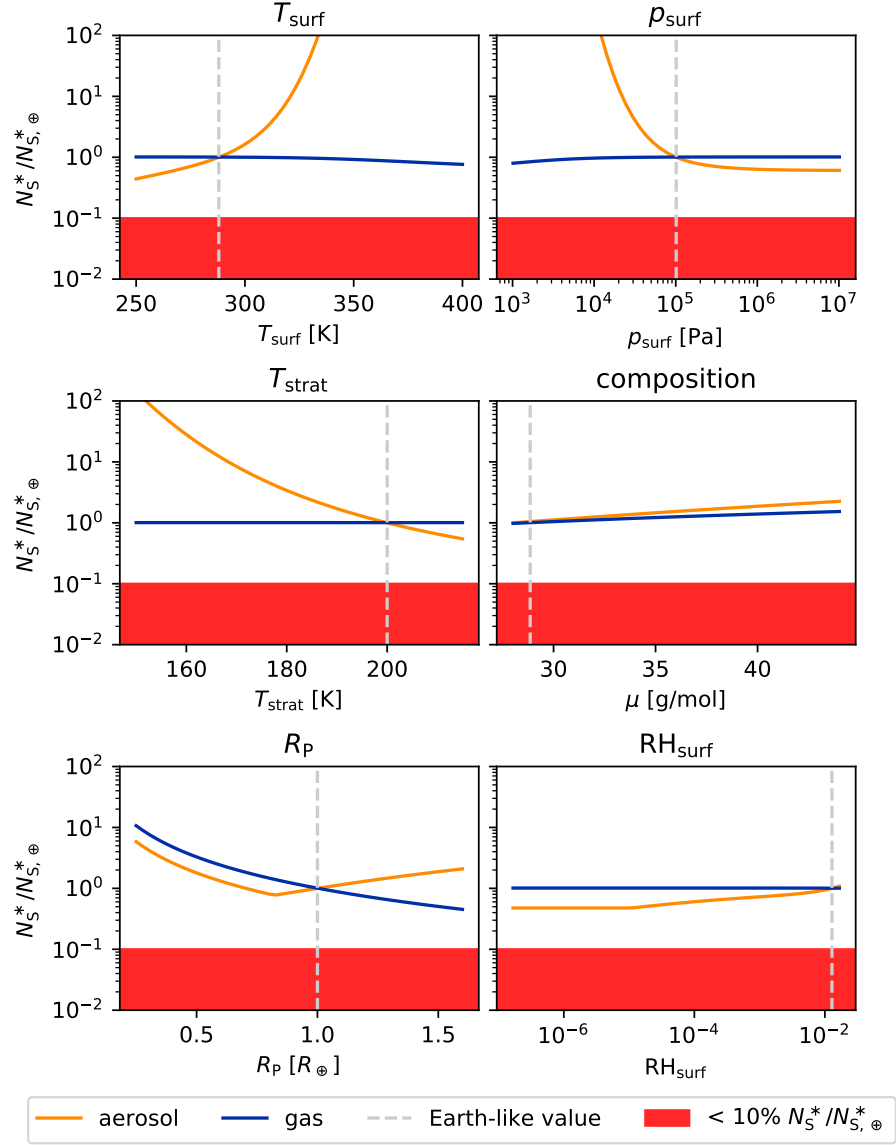


Figure 4. Sensitivity of critical number of atmospheric sulfur atoms (N_S^*) required for observation for both SO_2 gas (blue) $\text{H}_2\text{SO}_4\text{--H}_2\text{O}$ aerosols (orange) to planetary conditions of surface pressure (p_{surf}), surface temperature (T_{surf}), stratospheric temperature (T_{strat}), planetary radius (R_P), atmospheric composition, and relative humidity of water vapor at the surface (RH_{surf}). Modern-Earth-like conditions are marked by a dashed gray vertical line for reference. Solid red boxes indicate regions of high sensitivity ($<10\%$ of Earth condition sulfur) to varying planetary parameters. No parameters fall into this regime. Sensitivity to varying atmospheric composition is tested considering only N_2 and CO_2 in the atmosphere and varying relative abundances between them. The resulting average molar mass (μ) is plotted on the x-axis. In testing sensitivity to R_P , we set the mass of the planet M_P from Valencia et al. (2007)’s scaling relation $R_P \propto M_P^{0.27}$ and include effects from varying surface gravities and outgassing rates.

$= 8.14, 5.3 \times 10^{-6}\%$ of dissolved S(IV) is $\text{SO}_2(\text{aq})$, 10.3% is HSO_3^- , and 89.7% is SO_3^{2-} .

From the distribution of S(IV) species, we then calculated the expected ratio of S(IV) sulfur in the atmosphere (SO_2) to S(IV) sulfur in the ocean ($\text{SO}_2(\text{aq})$, HSO_3^- , SO_3^{2-}), again assuming saturation of aqueous S(IV) and atmosphere-ocean equilibrium. Figure 6 shows the preferential storage of S(IV) in the ocean

over the atmosphere as a function of pH with varying total ocean mass. The storage capacity of the ocean linearly increases with increasing ocean mass and exponentially increases with increasing ocean pH. For Earth ocean pH and mass, the ratio of atmospheric to oceanic S(IV) is 2.13×10^{-9} . (Note that this ratio is not actually observed in the modern ocean as the assumption of

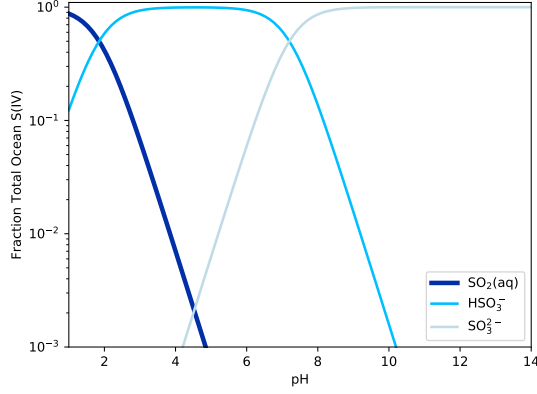


Figure 5. Distribution of aqueous S(IV) species $\text{SO}_2(\text{aq})$ (dark blue), HSO_3^- (medium blue), and SO_3^{2-} (light blue) as a function of pH from the reactions (19)-(20). Only $\text{SO}_2(\text{aq})$ is directly in equilibrium with the atmosphere.

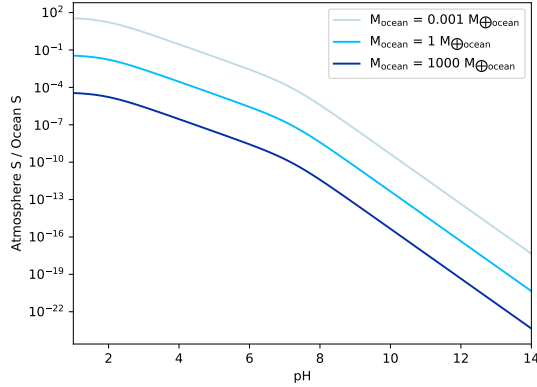


Figure 6. The ratio of S in SO_2 in the atmosphere compared to S in S(IV) in the ocean from $N_{\text{S(IV)},\text{oc}}$ and $N_{\text{S,atm}}$ given in Equations (25) and (23), respectively, versus ocean pH.

S(IV) saturation is violated because of the instability of aqueous S(IV).)

4.4. Observable Sulfur versus Ocean Parameters

Finally, we look at how the presence and characteristics of an ocean shape sulfur observability. First, we calculated conditions for atmospheric sulfur observability for a range of ocean pHs and masses using the best-guess model parameters given in Table 1. Then, we calculated these conditions using the limiting parameters. For all inputs, we plot contours of the critical timescale for S(IV) decay ($\tau_{\text{S(IV)}}^*$) necessary to have enough sulfur in the atmosphere-ocean system to sustain observable SO_2 or an observable $\text{H}_2\text{SO}_4\text{-H}_2\text{O}$ aerosol layer versus ocean parameters of pH and mass. From present aqueous redox sulfur chemistry experimental results, we set $\tau_{\text{S(IV)}}^* = 0.1$ years ≈ 1 month (white contour) as a reasonable timescale for aqueous S(IV) decay. For ocean

pHs and total masses below this line, observable atmospheric sulfur is possible. Above this line, observable sulfur grows increasingly unlikely.

Low pH is most favorable for observable atmospheric sulfur in our results, but cations from surface weathering can act to buffer pH and likely maintain a pH near neutral (Grotzinger and Kasting 1993), particularly in low water content regimes with lots of exposed land. Empirically, paleo-pH estimates for both Earth and Mars seem to favor such a near-neutral regime (e.g., Halevy 2013; Grotzinger et al. 2014). From these considerations, we choose pH = 6 to report characteristic ocean sizes leading to observable atmospheric sulfur, given $\tau_{\text{S(IV)}}^* = 0.1$ years. We also choose, somewhat arbitrarily, to define significant surface liquid water as 10^{-3} Earth ocean masses or a global equivalent ocean layer of 2.75 m on an Earth-sized planet. For context, on Earth today, this amount of water is equivalent to about one third of the Mediterranean Sea (Eakins and Sharman 2010).

Figure 7 shows $\tau_{\text{S(IV)}}^*$ versus ocean parameters for observing SO_2 with our best-guess parameter values. For surface liquid water content greater than 10^{-3} Earth ocean masses, observable SO_2 with reasonable model parameters requires $\tau_{\text{S(IV)}}^* \gtrsim 10$ years for even the lowest pHs most favorable for SO_2 buildup and $\tau_{\text{S(IV)}}^* > 10,000$ years for pH > 6. Such long decay times are incompatible with present highest quoted values for decay in the literature, which are on the order of years (Ranjan et al. 2018). At pH = 6 and $\tau_{\text{S(IV)}}^* = 0.1$ years, observable SO_2 requires an “ocean” of less than 1×10^{-9} Earth’s ocean mass or a global equivalent layer of less than 3 μm .

Figure 8 shows $\tau_{\text{S(IV)}}^*$ versus ocean parameters for observing an $\text{H}_2\text{SO}_4\text{-H}_2\text{O}$ haze layer with our best guess parameter values. For surface liquid water content greater than 10^{-3} Earth ocean masses, observable haze formation with reasonable model parameters requires $\tau_{\text{S(IV)}}^* \gtrsim 1$ year for all pHs and, again, $\tau_{\text{S(IV)}}^* > 10,000$ years for pH > 6. Again, these timescales are much, much longer than any $\tau_{\text{S(IV)}}^*$ estimates currently present in the literature. At pH = 6 and $\tau_{\text{S(IV)}}^* = 0.1$ years, observable haze requires an ocean of less than 2.5×10^{-8} Earth’s ocean mass or a global equivalent layer of less than 68 μm .

Figures 9 and 10 show $\tau_{\text{S(IV)}}^*$ versus ocean parameters for observing SO_2 and observing a haze layer, respectively, with our limiting parameter values. At pH = 6 and $\tau_{\text{S(IV)}}^* = 0.1$ years, observable SO_2 with these most stringent parameters still requires an ocean of less than 2×10^{-5} Earth’s ocean mass or a global equivalent layer less than 5.5 cm. We calculate that at pH = 6 and $\tau_{\text{S(IV)}}^* = 0.1$ years, an observable haze layer for a planet

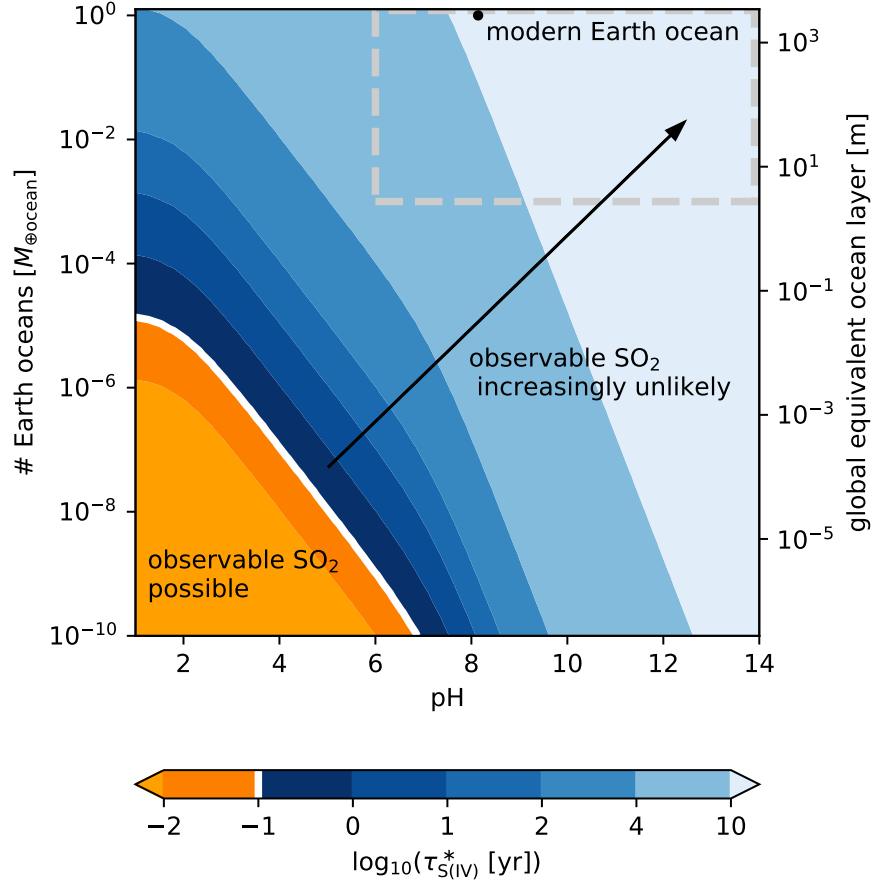


Figure 7. Contours of the critical lifetime of aqueous S(IV) (sulfur in redox state +4, in equilibrium with atmosphere) $\tau_{S(IV)}^*$ for observable mixing ratios of SO_2 versus ocean pH and mass (in Earth ocean masses). Model results are shown for the best-guess model parameters described in the text. The white contour indicates a reasonable timescale for aqueous S(IV) decay. The dashed gray lines indicate ocean parameters of interest (from a reasonable pH limit of 6 and a low-liquid-water threshold of $0.001 M_{\oplus \text{ocean}}$).

around an M-dwarf star requires an ocean of less than 1.3×10^{-3} Earth’s ocean mass or a global equivalent layer of 3.6 m; around a Sun-like star gives an ocean of less than 1.5×10^{-3} Earth’s ocean mass or a global equivalent layer of 4.1 m.

5. DISCUSSION

5.1. Model Uncertainties

Robustly establishing sustained high trace mixing ratios of SO_2 and $H_2SO_4-H_2O$ haze as indicators of limited surface liquid water will require experimental constraints on S(IV) decay pathways and kinetics. Better theoretical constraints on the upper bounds of sulfur outgassing rates and lower bounds of ocean pHs in water-limited regimes will also improve the robustness of these newly proposed observational constraints on surface liquid water.

However, in accounting for these poorly constrained inputs, we have concocted a worst-case scenario for each

input, often physically inconsistent with each other (e.g., extremely high sulfur outgassing levels would not be consistent with extremely small aerosol particles microphysically). These limiting parameters are intended to push our model to its limits given the breadth of our unknown parameters, rather than just presenting likely values informed by predominantly Earth-based Solar System information. The incompatibility of observable SO_2 to below our threshold of significant liquid water by almost two orders of magnitude and the incompatibility of observable $H_2SO_4-H_2O$ aerosols to very near our threshold of significant liquid water for these limiting conditions place the extremely strong constraints on surface liquid water for our best-guess model parameters into a larger context. Further, many of these model parameters will be more constrainable for individual systems with observations. Stellar spectrum observations would help constrain the timescale of SO_2 to H_2SO_4 conversion $\tau_{SO_2 \rightarrow H_2SO_4}$, and observable stellar properties like rota-

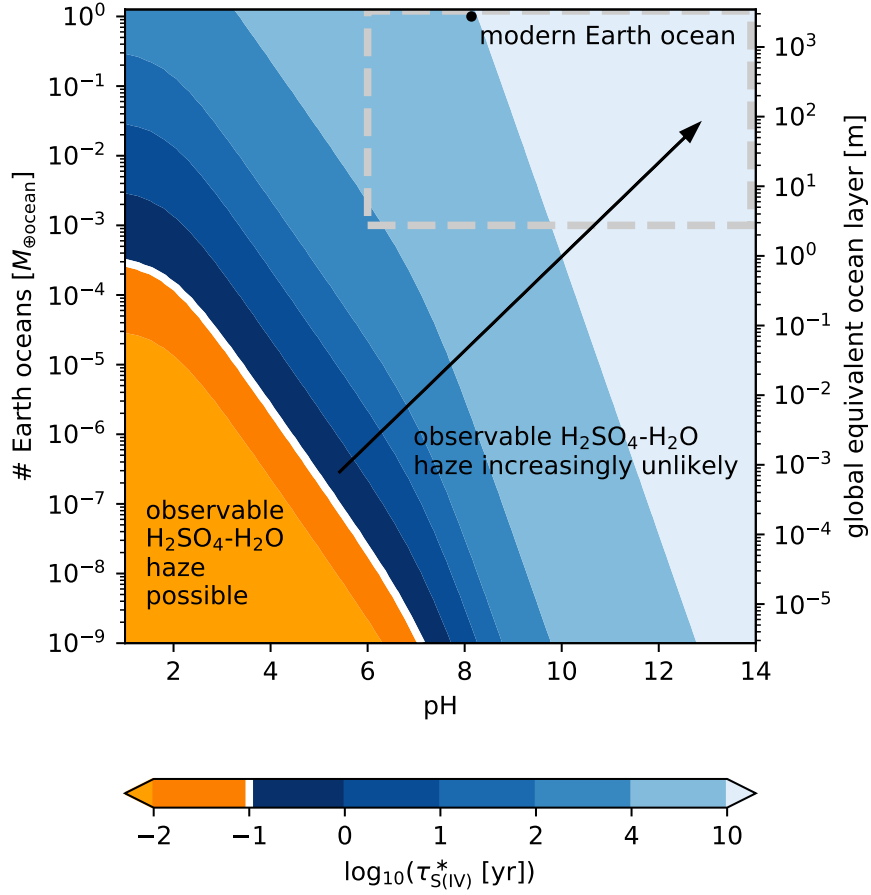


Figure 8. Contours of the critical lifetime of aqueous S(IV) $\tau_{S(IV)}^*$ for the formation of an observable $H_2SO_4-H_2O$ haze layer versus ocean pH and mass (in Earth oceans). Model results are shown for the best-guess model parameters described in the text.

tion rate would help constrain stellar age, which would help place limits on the evolution of outgassing flux \dot{N}_S .

Though in this paper we have emphasized the benefits of using a simple model for our immediate hypothesis test, in the future a hierarchy of models of varying complexities will be useful. Future work employing more complicated photochemistry, microphysics, aqueous chemistry, and interior dynamics models will allow for more detailed evaluations of the constrainability of surface liquid water from oxidized atmospheric sulfur observations in specific planetary scenarios. Such work would be particularly useful if it were combined with improved experimental constraints on key reaction rates in the atmosphere and ocean.

5.2. Oxidation State of the Atmosphere

Currently, the proposed atmospheric sulfur anti-ocean signatures are limited in scope to oxidized atmospheres. Theoretical predictions of the redox evolution of planets orbiting M dwarfs (our most observable targets) suggest such planets are more likely than those orbiting

Sun-like stars to evolve toward more oxidized atmospheric conditions, given M-stars' extended high EUV and UV flux period for their first gigayear of main sequence life (Shkolnik and Barman 2014) and the consequent higher potential for H_2O dissociation, H_2 escape, and O_2 buildup (Luger and Barnes 2015; Tian and Ida 2015; Wordsworth et al. 2018). Depending on planetary age and thermal evolution, this O_2 may be simply maintained in the atmosphere, or it may be absorbed into the mantle during a magma ocean phase and influence the oxidation state of the secondary outgassed atmosphere, but either way the planet is driven toward a more oxidized¹ atmosphere (Wordsworth et al. 2018). (Planets with Sun-like host stars can also undergo this process, although in this case its effectiveness is likely

¹ We specify that we are referring here to bulk changes in atmospheric redox state as opposed to purely photochemical production of O_2 (e.g., Tian et al. 2014; Domagal-Goldman et al. 2014), which has been demonstrated to be unlikely given physically motivated planetary conditions (Harman et al. 2018a).

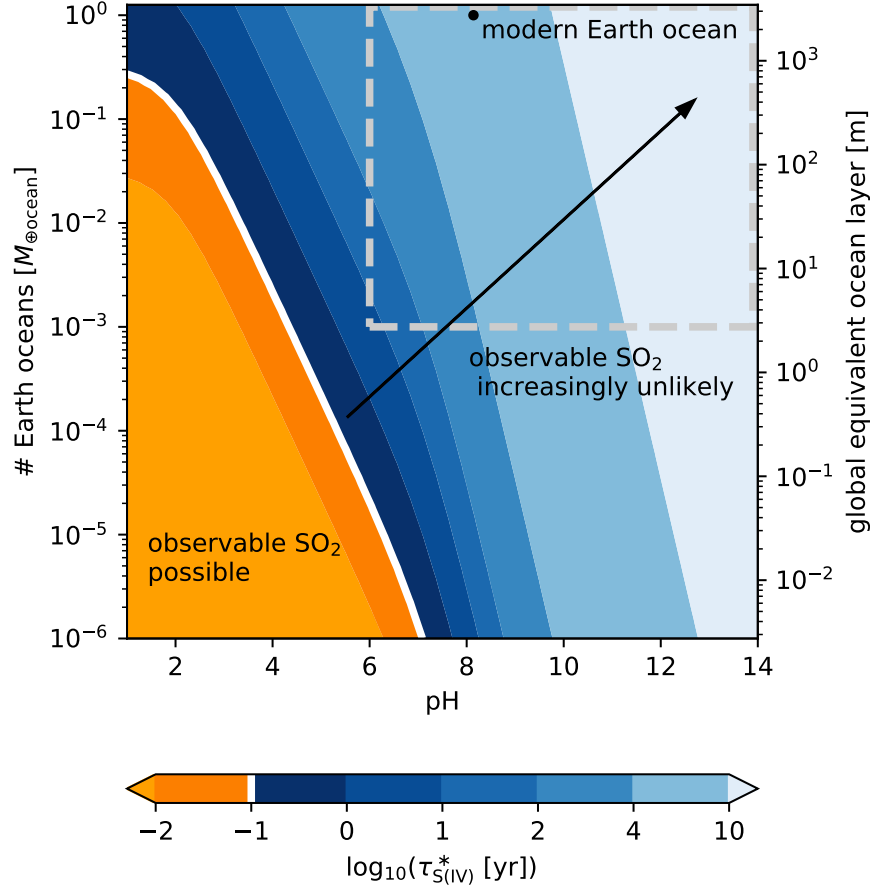


Figure 9. Contours of the critical lifetime of aqueous S(IV) $\tau_{S(IV)}^*$ for the formation of an observable $H_2SO_4-H_2O$ haze layer versus ocean pH and mass (in Earth oceans). Model results are shown for the limiting set of model parameters described in the text.

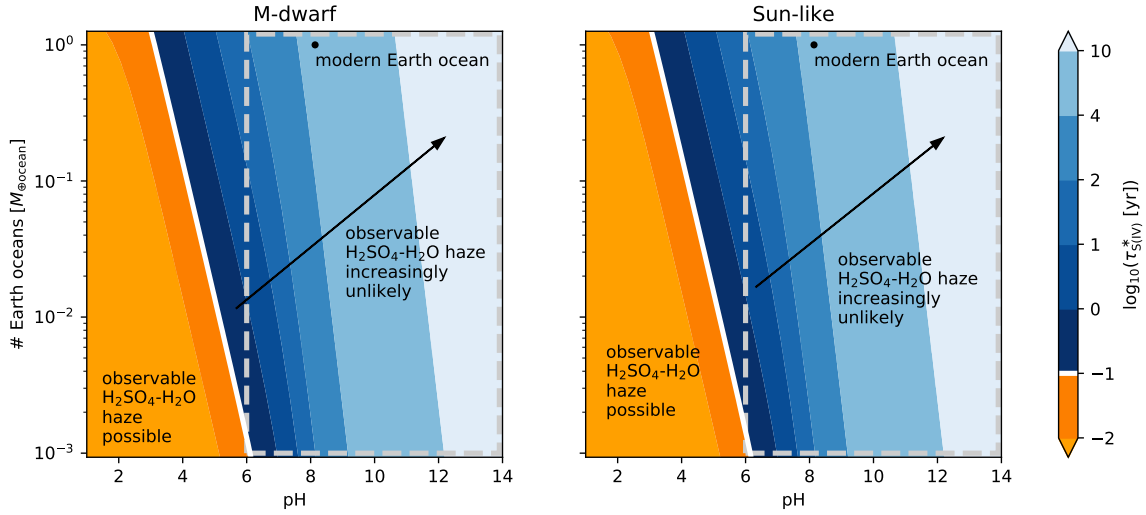


Figure 10. Contours of the critical lifetime of aqueous S(IV) $\tau_{S(IV)}^*$ for the formation of an observable $H_2SO_4-H_2O$ haze layer versus ocean pH and mass (in Earth oceans) for a planet around an M dwarf (left) and Sun-like star (right). Model results are shown for the limiting set of model parameters described in the text.

more dependent on the composition of the planet’s atmosphere (Catling et al. 2001; Wordsworth and Pierrehumbert 2013; Wordsworth and Pierrehumbert 2014).) We can reasonably expect to encounter the oxidized planets that these methods apply to. Regardless, the study of the compatibility of buildup of sulfur gas and sulfur aerosol formation with liquid water could be extended to reduced atmospheres (featuring H_2S gas and S_8 aerosols) after better experimental characterization of the photochemical reactions that produce S_8 and the removal rates of associated dissolved products of H_2S .

Observationally determining the general oxidation state of a planet’s atmosphere will be possible from transit spectra in many cases. H_2 -dominated atmospheres, which are strongly reducing, are identifiable from their extremely high scale heights due to low average molecular mass. CO_2 and CH_4 both have strong spectral features and have the potential to be identified even when not dominant atmospheric gases (Lincowski et al. 2018). While these carbon-bearing species can co-exist to some extent, in terrestrial atmospheres, CO_2 is the dominant carbon molecule in oxidized atmospheres and CH_4 or CO in reduced atmospheres (Hu et al. 2012). Measuring CO_2 -to- CH_4 (or CO) ratios can thus help to constrain an atmosphere’s redox state.

5.3. Identifying Haze as $\text{H}_2\text{SO}_4\text{--H}_2\text{O}$

Identifying haze particles as $\text{H}_2\text{SO}_4\text{--H}_2\text{O}$ aerosols is challenging but tractable. While we leave explicit modeling of haze composition retrieval with stellar noise and specific instrument systematics to future work, we discuss the basic logistics of $\text{H}_2\text{SO}_4\text{--H}_2\text{O}$ identification here.

$\text{H}_2\text{SO}_4\text{--H}_2\text{O}$ aerosols are only weakly absorbing at visible wavelengths, so Mie scattering dominates their spectral effects. They therefore tend to lack distinctively characteristic spectral fingerprints (Hu et al. 2013). Our simulated transit spectra tests of aerosol cutoff height sensitivity suggest that if the aerosols were to extend throughout much of the otherwise optically thin upper atmosphere ($\gtrsim 5$ scale heights), $\text{H}_2\text{SO}_4\text{--H}_2\text{O}$ features could become identifiable. Such high extents would seem to be disfavored from H_2SO_4 photochemical production and SO_2 vertical transport considerations, but more detailed photochemical modeling and simulated retrievals are required to determine whether this direct identification possibility is actually feasible. Regardless, $\text{H}_2\text{SO}_4\text{--H}_2\text{O}$ aerosols still have distinct radiative and formation properties when compared to other key spectra-flattening candidates: water clouds, organic photochemical hazes, and elemental sulfur hazes.

We tested the ability to distinguish both low-lying water clouds and higher ice clouds (with Earth-like characteristics) from an $\text{H}_2\text{SO}_4\text{--H}_2\text{O}$ haze layer, but even at our assumed 100% cloud coverage, the $\text{H}_2\text{SO}_4\text{--H}_2\text{O}$ haze is clearly distinguishable from H_2O clouds; the transit spectrum is probing higher optical depths than expected lower cloud peak heights, and even the higher ice clouds are too low to significantly flatten the transit spectrum. The latter two alternative spectra-flattening candidates— S_8 and photochemical haze—require reducing atmospheres to form. Identification of an atmosphere as oxidizing, as described in the preceding section, strongly disfavors these species’ formation. Distinguishing $\text{H}_2\text{SO}_4\text{--H}_2\text{O}$ aerosols from S_8 aerosols that form in reduced atmospheres could also be possible from a distinct spectral feature: S_8 aerosols’ radiative properties transition sharply between $0.3\ \mu\text{m}$ and $0.5\ \mu\text{m}$ from dominantly attenuating light via absorption to scattering (Hu et al. 2013); $\text{H}_2\text{SO}_4\text{--H}_2\text{O}$ aerosols do not exhibit this feature.

Organic photochemical hazes are an active research topic (e.g., Hörst et al. 2018), but many studies suggest that they require CH_4/CO_2 ratios $\gtrsim 0.1$ (DeWitt et al. 2009). Spectra indicating significant CO_2 and the absence of substantial mixing ratios of CH_4 would therefore further disfavor organic photochemical haze as the spectra-flattening agent. Additionally, organic photochemical hazes form as fractal aggregates (Bar-Nun et al. 1988) while $\text{H}_2\text{SO}_4\text{--H}_2\text{O}$ aerosols are spherical (Knollenberg and Hunten 1980). These distinct shapes have different radiative properties (Wolf and Toon 2010), which also have the potential to be recovered via inverse modeling (Ackerman and Marley 2001).

5.4. Life’s Impact on the Sulfur Cycle

We have neglected the influence of life on the sulfur cycle throughout this paper. Of course, constraining liquid water abundance is in the pursuit of finding life beyond Earth, so we would be remiss not to address life’s influence on the sulfur cycle as we have presented it here. The most important direct effect would be sulfur-consuming life’s capacity to exchange redox states of aqueous sulfur not expected from basic redox reactions (Johnston 2011; Kharecha et al. 2005). The thermodynamic instability of aqueous S(IV) species makes them an attractive microbial food source, so even if S(IV) is the waste product of one organism’s metabolism, it is likely to be rapidly consumed again and converted back to another redox state. The largest concern for our picture is the potential for metabolic chains to produce dissolved H_2S species, which will be in equilibrium with atmospheric H_2S via Henry’s law, that could be oxidized

to SO_2 in the atmosphere and thus yield a new, unaccounted source of SO_2 . However, this process would serve as an effective recycling term of sulfur that would be a fraction of outgassing. As a less than order of magnitude effect, this recycling is not likely to impact the conclusions of our study, and thus we do not expect these proposed liquid water constraining methods to be invalidated by the presence of life. We also neglect the possibility of intelligent life modifying its environment via sulfur products (e.g., Caldeira et al. 2013); we leave coupled ecosystem-sulfur cycle studies as an intriguing topic for future investigation.

5.5. Extensions to Observational Techniques beyond Transmission Spectroscopy

Finally, we have focused our efforts in this paper on observations of the sulfur cycle via transmission spectroscopy; however, our analysis could easily be extended to other observational techniques, notably reflected light spectroscopy given our interest in temperate planets. The impact of different observational techniques is in estimating the critical atmospheric sulfur mass that becomes observable. The technique of interest supplies a critical mass path u^* or a critical aerosol optical depth δ^* at which SO_2 or $\text{H}_2\text{SO}_4\text{--H}_2\text{O}$ aerosols, respectively, become observable. Once this calculation is complete, evaluating the feasibility of atmospheric sulfur buildup for a given amount of surface liquid water will be straightforward using our open-source sulfur model.

6. CONCLUSION

The presence of liquid water on an oxidized planet strongly influences its sulfur cycle—particularly the

planet’s ability to sustain an optically thick $\text{H}_2\text{SO}_4\text{--H}_2\text{O}$ haze layer or a high trace mixing ratio of SO_2 gas. Detectable levels of both $\text{H}_2\text{SO}_4\text{--H}_2\text{O}$ aerosols and SO_2 gas require SO_2 in the upper atmosphere, but the presence of an ocean restricts the availability of SO_2 in the atmosphere. For expected ocean pHs, exponentially more SO_2 is stored in the ocean than in the atmosphere because of basic chemical properties of aqueous SO_2 . Within the ocean, the dissolved products of SO_2 are thermodynamically unstable and thus short-lived. Recent outgassing must supply both the SO_2 present in the atmosphere necessary for observation and the accompanying amount of aqueous sulfur implied by the size of the ocean.

Via a quantitative model of this wet, oxidized sulfur cycle, we have shown that neither observable $\text{H}_2\text{SO}_4\text{--H}_2\text{O}$ haze layers nor observable levels of SO_2 are likely compatible with significant surface liquid water ($\gtrsim 10^{-3}$ Earth ocean masses). Despite the uncertainties involved in modeling exoplanet processes, this incompatibility seems to persist even in the most extreme physical conditions to promote SO_2 buildup and haze formation. Thus, we propose the observational detection of $\text{H}_2\text{SO}_4\text{--H}_2\text{O}$ haze and SO_2 gas as two new constraints on surface liquid water.

The code for our sulfur cycle model is available at <https://github.com/kaitlyn-loftus/alien-sulfur-cycles>. This work was supported by NASA grants 80NSSC18K0829 and NNX16AR86G. KL thanks Matthew Brennan, Junjie Dong, David Johnston, and Itay Halevy for helpful discussions on various aspects of sulfur chemistry. The authors also thank James Kasting for a productive review.

REFERENCES

- Ackerman, A. S. and Marley, M. S. (2001). Precipitating condensation clouds in substellar atmospheres. *The Astrophysical Journal*, 556(2):872.
- Anderson, A. (1974). Chlorine, sulfur, and water in magmas and oceans. *Geological Society of America Bulletin*, 85(9):1485–1492.
- Avrami, M. and Golding, R. (1968). The oxidation of the sulphide ion at very low concentrations in aqueous solutions. *Journal of the Chemical Society A: Inorganic, Physical, Theoretical*, pages 647–651.
- Bar-Nun, A., Kleinfeld, I., and Ganor, E. (1988). Shape and optical properties of aerosols formed by photolysis of acetylene, ethylene, and hydrogen cyanide. *Journal of Geophysical Research: Atmospheres*, 93(D7):8383–8387.
- Bohren, C. F. and Huffman, D. R. (2008). *Absorption and scattering of light by small particles*. John Wiley & Sons.
- Boulegue, J. (1978). Solubility of elemental sulfur in water at 298 K. *Phosphorus and Sulfur and the related Elements*, 5(1):127–128.
- Brimblecombe, P. and Lein, A. Y. (1989). *Evolution of the global biogeochemical sulphur cycle*. New York, NY; John Wiley and Sons Inc.
- Brion, C., Tan, K., Van der Wiel, M., and Van der Leeuw, P. E. (1979). Dipole oscillator strengths for the photoabsorption, photoionization and fragmentation of molecular oxygen. *Journal of Electron Spectroscopy and Related Phenomena*, 17(2):101–119.

- Burkholder, J., Sander, S., Abbatt, J., Barker, J., Huie, R., Kolb, C., Kurylo, M., Orkin, V., Wilmouth, D., and Wine, P. (2015). Chemical kinetics and photochemical data for use in atmospheric studies: evaluation number 18. Technical report, Pasadena, CA: Jet Propulsion Laboratory, National Aeronautics and Space
- Caldeira, K., Bala, G., and Cao, L. (2013). The science of geoengineering. *Annual Review of Earth and Planetary Sciences*, 41(1):231–256.
- Catling, D. C., Zahnle, K. J., and McKay, C. P. (2001). Biogenic methane, hydrogen escape, and the irreversible oxidation of early earth. *Science*, 293(5531):839–843.
- Chan, W., Cooper, G., and Brion, C. (1993). The electronic spectrum of water in the discrete and continuum regions. absolute optical oscillator strengths for photoabsorption (6–200 eV). *Chemical physics*, 178(1-3):387–400.
- Cowan, N. B., Abbot, D. S., and Voigt, A. (2012). A false positive for ocean glint on exoplanets: The latitude-albedo effect. *The Astrophysical Journal Letters*, 752(1):L3.
- Cowan, N. B., Agol, E., Meadows, V. S., Robinson, T., Livengood, T. A., Deming, D., Lisse, C. M., A’Hearn, M. F., Wellnitz, D. D., Seager, S., et al. (2009). Alien maps of an ocean-bearing world. *The Astrophysical Journal*, 700(2):915.
- Cronin, T. W. (2014). On the choice of average solar zenith angle. *Journal of the Atmospheric Sciences*, 71(8):2994–3003.
- deB. Darwent, B. (1970). Bond dissociation energies in simple molecules. *NSRDS-NBS 31*.
- Deming, D., Wilkins, A., McCullough, P., Burrows, A., Fortney, J. J., Agol, E., Dobbs-Dixon, I., Madhusudhan, N., Crouzet, N., Desert, J.-M., et al. (2013). Infrared transmission spectroscopy of the exoplanets hd 209458b and xo-1b using the wide field camera-3 on the hubble space telescope. *The Astrophysical Journal*, 774(2):95.
- DeWitt, H. L., Trainer, M. G., Pavlov, A. A., Hasenkopf, C. A., Aiken, A. C., Jimenez, J. L., McKay, C. P., Toon, O. B., and Tolbert, M. A. (2009). Reduction in haze formation rate on prebiotic earth in the presence of hydrogen. *Astrobiology*, 9(5):447–453.
- Domagal-Goldman, S. D., Segura, A., Claire, M. W., Robinson, T. D., and Meadows, V. S. (2014). Abiotic ozone and oxygen in atmospheres similar to prebiotic earth. *The Astrophysical Journal*, 792(2):90.
- Eakins, B. and Sharman, G. (2010). Volumes of the world’s oceans from etop01. *NOAA National Geophysical Data Center, Boulder, CO*, 7.
- Edmonds, M. and Mather, T. A. (2017). Volcanic sulfides and outgassing. *Elements*, 13(2):105–110.
- Ermakov, A. N. and Purmal, A. P. (2001). Catalytic mechanism of the “noncatalytic” autooxidation of sulfite. *Kinetics and catalysis*, 42(4):479–489.
- Fortney, J. J. (2005). The effect of condensates on the characterization of transiting planet atmospheres with transmission spectroscopy. *Monthly Notices of the Royal Astronomical Society*, 364(2):649–653.
- Fraine, J., Deming, D., Benneke, B., Knutson, H., Jordán, A., Espinoza, N., Madhusudhan, N., Wilkins, A., and Todorov, K. (2014). Water vapour absorption in the clear atmosphere of a neptune-sized exoplanet. *Nature*, 513(7519):526.
- Freedman, R. S., Lustig-Yaeger, J., Fortney, J. J., Lupu, R. E., Marley, M. S., and Lodders, K. (2014). Gaseous mean opacities for giant planet and ultracool dwarf atmospheres over a range of metallicities and temperatures. *The Astrophysical Journal Supplement Series*, 214(2):25.
- Freedman, R. S., Marley, M. S., and Lodders, K. (2008). Line and mean opacities for ultracool dwarfs and extrasolar planets. *The Astrophysical Journal Supplement Series*, 174(2):504.
- Georgii, H.-W. (1978). Large scale spatial and temporal distribution of sulfur compounds. In *Sulfur in the Atmosphere*, pages 681–690. Elsevier.
- Gerlach, T. M., Westrich, H. R., and Symonds, R. B. (1996). Preeruption vapor in magma of the climactic mount pinatubo eruption: Source of the giant stratospheric sulfur dioxide cloud. *Fire and mud: eruptions and lahars of Mount Pinatubo, Philippines*, 415:33.
- Giorgi, F. and Chameides, W. (1985). The rainout parameterization in a photochemical model. *Journal of Geophysical Research: Atmospheres*, 90(D5):7872–7880.
- Goldhaber, M. (2003). Sulfur-rich sediments. *Treatise on Geochemistry*, 7:407.
- Grotzinger, J. P. and Kasting, J. F. (1993). New constraints on precambrian ocean composition. *The Journal of Geology*, 101(2):235–243.
- Grotzinger, J. P., Sumner, D. Y., Kah, L., Stack, K., Gupta, S., Edgar, L., Rubin, D., Lewis, K., Schieber, J., Mangold, N., et al. (2014). A habitable fluvio-lacustrine environment at yellowknife bay, gale crater, mars. *Science*, 343(6169):1242777.
- Guekejian, M., Coichev, N., Suárez-Iha, M. E. V., and Neves, E. d. A. (1997). Stability of sulfur (iv) solutions in the presence of amines and the tendency of sulfite ions to disproportionate in stock solutions. *Analytical letters*, 30(7):1423–1436.

- Halevy, I. (2013). Production, preservation, and biological processing of mass-independent sulfur isotope fractionation in the archean surface environment. *Proceedings of the National Academy of Sciences*, 110(44):17644–17649.
- Halevy, I. and Bachan, A. (2017). The geologic history of seawater ph. *Science*, 355(6329):1069–1071.
- Halevy, I., Zuber, M. T., and Schrag, D. P. (2007). A Sulfur Dioxide Climate Feedback on Early Mars. *Science*, 318:1903.
- Halmer, M. M., Schmincke, H.-U., and Graf, H.-F. (2002). The annual volcanic gas input into the atmosphere, in particular into the stratosphere: a global data set for the past 100 years. *Journal of Volcanology and Geothermal Research*, 115(3-4):511–528.
- Hamdy, H., He, Z., and Samson, J. (1991). Precision photoabsorption cross section measurements of SO_2 from 147 to 1017 Å. *Journal of Physics B: Atomic, Molecular and Optical Physics*, 24(22):4803.
- Hansen, J. E. and Hovenier, J. (1974). Interpretation of the polarization of venus. *Journal of the Atmospheric Sciences*, 31(4):1137–1160.
- Harman, C., Felton, R., Hu, R., Domagal-Goldman, S. D., Segura, A., Tian, F., and Kasting, J. (2018a). Abiotic O_2 levels on planets around f, g, k, and m stars: effects of lightning-produced catalysts in eliminating oxygen false positives. *The Astrophysical Journal*, 866(1):56.
- Harman, C., Pavlov, A., Babikov, D., and Kasting, J. (2018b). Chain formation as a mechanism for mass-independent fractionation of sulfur isotopes in the archean atmosphere. *Earth and Planetary Science Letters*, 496:238–247.
- Hayon, E., Treinin, A., and Wilf, J. (1972). Electronic spectra, photochemistry, and autoxidation mechanism of the sulfite-bisulfite-pyrosulfite systems. SO_2^- , SO_3^- , SO_4^- , and SO_5^- radicals. *Journal of the American Chemical Society*, 94(1):47–57.
- Hörst, S. M., He, C., Lewis, N. K., Kempton, E. M.-R., Marley, M. S., Morley, C. V., Moses, J. I., Valenti, J. A., and Vuitton, V. (2018). Haze production rates in super-earth and mini-neptune atmosphere experiments. *Nature Astronomy*, 2(4):303.
- Hu, R., Seager, S., and Bains, W. (2012). Photochemistry in Terrestrial Exoplanet Atmospheres. I. Photochemistry Model and Benchmark Cases. *ApJ*, 761:166.
- Hu, R., Seager, S., and Bains, W. (2013). Photochemistry in Terrestrial Exoplanet Atmospheres. II. H_2S and SO_2 Photochemistry in Anoxic Atmospheres. *ApJ*, 769:6.
- Huestis, D. L. and Berkowitz, J. (2010). Critical evaluation of the photoabsorption cross section of CO_2 from 0.125 to 201.6 nm at room temperature. In *Bulletin of the American Astronomical Society*, volume 42, page 972.
- Huitson, C. M., Sing, D. K., Pont, F., Fortney, J., Burrows, A., Wilson, P. A., Ballester, G., Nikolov, N., Gibson, N., Deming, D., et al. (2013). An hst optical-to-near-ir transmission spectrum of the hot jupiter wasp-19b: detection of atmospheric water and likely absence of TiO . *Monthly Notices of the Royal Astronomical Society*, 434(4):3252–3274.
- Jacob, D. (1999). *Introduction to atmospheric chemistry*. Princeton University Press.
- Jacobson, M., Charlson, R. J., Rodhe, H., and Orians, G. H. (2000). *Earth System Science: from biogeochemical cycles to global changes*, volume 72. Academic Press.
- Johnston, D. T. (2011). Multiple sulfur isotopes and the evolution of Earth’s surface sulfur cycle. *Earth Science Reviews*, 106:161–183.
- Jugo, P. J. (2009). Sulfur content at sulfide saturation in oxidized magmas. *Geology*, 37(5):415–418.
- Jugo, P. J., Luth, R. W., and Richards, J. P. (2005). An experimental study of the sulfur content in basaltic melts saturated with immiscible sulfide or sulfate liquids at 1300° C and 1.0 gpa. *Journal of Petrology*, 46(4):783–798.
- Kaltenegger, L., Henning, W. G., and Sasselo, D. D. (2010). Detecting Volcanism on Extrasolar Planets. *AJ*, 140:1370–1380.
- Kaltenegger, L. and Sasselo, D. (2010). Detecting planetary geochemical cycles on exoplanets: atmospheric signatures and the case of SO_2 . *The Astrophysical Journal*, 708(2):1162–1167.
- Karchmer, J. H., editor (1970). *Analytical chemistry of sulfur and its compounds*. Wiley-Interscience.
- Kasting, J. (2012). *How to find a habitable planet*. Princeton University Press.
- Kasting, J. F., Whitmire, D. P., and Reynolds, R. T. (1993). Habitable zones around main sequence stars. *Icarus*, 101(1):108–128.
- Kasting, J. F., Zahnle, K. J., Pinto, J. P., and Young, A. T. (1989). Sulfur, ultraviolet radiation, and the early evolution of life. *Origins of Life and Evolution of the Biosphere*, 19:95–108.
- Kempe, S. and Degens, E. T. (1985). An early soda ocean? *Chemical Geology*, 53(1-2):95–108.
- Kharecha, P., Kasting, J., and Siefert, J. (2005). A coupled atmosphere–ecosystem model of the early archean earth. *Geobiology*, 3(2):53–76.

- Kite, E. S., Manga, M., and Gaidos, E. (2009). Geodynamics and rate of volcanism on massive earth-like planets. *The Astrophysical Journal*, 700(2):1732.
- Knollenberg, R. and Hunten, D. (1980). The microphysics of the clouds of venus: Results of the pioneer venus particle size spectrometer experiment. *Journal of Geophysical Research: Space Physics*, 85(A13):8039–8058.
- Kockarts, G. (1976). Absorption and photodissociation in the schumann-runge bands of molecular oxygen in the terrestrial atmosphere. *Planetary and Space Science*, 24(6):589–604.
- Kopparapu, R. K., Ramirez, R., Kasting, J. F., Eymet, V., Robinson, T. D., Mahadevan, S., Terrien, R. C., Domagal-Goldman, S., Meadows, V., and Deshpande, R. (2013). Habitable zones around main-sequence stars: new estimates. *The Astrophysical Journal*, 765(2):131.
- Kreidberg, L., Bean, J. L., Désert, J.-M., Benneke, B., Deming, D., Stevenson, K. B., Seager, S., Berta-Thompson, Z., Seifahrt, A., and Homeier, D. (2014). Clouds in the atmosphere of the super-Earth exoplanet GJ1214b. *Nature*, 505:69–72.
- Kulmala, M. and Laaksonen, A. (1990). Binary nucleation of water-sulfuric acid system: Comparison of classical theories with different H_2SO_4 saturation vapor pressures. *JChPh*, 93:696–701.
- Lincowski, A. P., Meadows, V. S., Crisp, D., Robinson, T. D., Luger, R., Lustig-Yaeger, J., and Arney, G. N. (2018). Evolved climates and observational discriminants for the trappist-1 planetary system. *The Astrophysical Journal*, 867(1):76.
- Lu, H.-C., Chen, H.-K., Chen, H.-F., Cheng, B.-M., and Ogilvie, J. (2010). Absorption cross section of molecular oxygen in the transition $e\ 3\sigma_u-v=0-x\ 3\sigma_g-v=0$ at 38 k. *Astronomy & Astrophysics*, 520:A19.
- Luger, R. and Barnes, R. (2015). Extreme water loss and abiotic o_2 buildup on planets throughout the habitable zones of m dwarfs. *Astrobiology*, 15(2):119–143.
- Määttänen, A., Merikanto, J., Henschel, H., Duplissy, J., Makkonen, R., Ortega, I. K., and Vehkamäki, H. (2018). New parameterizations for neutral and ion-induced sulfuric acid-water particle formation in nucleation and kinetic regimes. *Journal of Geophysical Research: Atmospheres*, 123(2):1269–1296.
- Macdonald, F. A. and Wordsworth, R. (2017). Initiation of Snowball Earth with volcanic sulfur aerosol emissions. *Geophysical Research Letters*, 44:1938–1946.
- Macleod, G., McKeown, C., Hall, A. J., and Russell, M. J. (1994). Hydrothermal and oceanic ph conditions of possible relevance to the origin of life. *Origins of Life and Evolution of the Biosphere*, 24(1):19–41.
- Manatt, S. L. and Lane, A. L. (1993). A compilation of the absorption cross-sections of so_2 from 106 to 403 nm. *Journal of Quantitative Spectroscopy and Radiative Transfer*, 50(3):267–276.
- Mathez, E. (1976). Sulfur solubility and magmatic sulfides in submarine basalt glass. *Journal of Geophysical Research*, 81(23):4269–4276.
- McCormick, M. P., Thomason, L. W., and Treppe, C. R. (1995). Atmospheric effects of the mt pinatubo eruption. *Nature*, 373(6513):399.
- Meixner, F. (1984). The vertical sulfur dioxide distribution at the tropopause level. *Journal of atmospheric chemistry*, 2(2):175–189.
- Misra, A., Krissansen-Totton, J., Koehler, M. C., and Sholes, S. (2015). Transient sulfate aerosols as a signature of exoplanet volcanism. *Astrobiology*, 15(6):462–477.
- Morley, C. V., Fortney, J. J., Marley, M. S., Zahnle, K., Line, M., Kempton, E., Lewis, N., and Cahoy, K. (2015). Thermal emission and reflected light spectra of super earths with flat transmission spectra. *The Astrophysical Journal*, 815(2):110.
- Morley, C. V., Kreidberg, L., Rustamkulov, Z., Robinson, T., and Fortney, J. J. (2017). Observing the Atmospheres of Known Temperate Earth-sized Planets with JWST. *ApJ*, 850:121.
- Mota, R., Parafita, R., Giuliani, A., Hubin-Franskin, M.-J., Lourenço, J. M. C., Garcia, G., Hoffmann, S. V., Mason, N. J., Ribeiro, P. A., Raposo, M., and Limão-Vieira, P. (2005). Water VUV electronic state spectroscopy by synchrotron radiation. *Chemical Physics Letters*, 416:152–159.
- Neta, P. and Huie, R. E. (1985). Free-radical chemistry of sulfite. *Environmental Health Perspectives*, 64:209–217.
- O’Neill, C. and Lenardic, A. (2007). Geological consequences of super-sized earths. *Geophysical Research Letters*, 34(19).
- Oppenheimer, C., Scaillet, B., and Martin, R. S. (2011). Sulfur degassing from volcanoes: source conditions, surveillance, plume chemistry and earth system impacts. *Reviews in Mineralogy and Geochemistry*, 73(1):363–421.
- Palmer, K. F. and Williams, D. (1975). Optical constants of sulfuric acid; application to the clouds of venus? *Applied Optics*, 14(1):208–219.
- Pavlov, A. A. and Kasting, J. (2002). Mass-independent fractionation of sulfur isotopes in archean sediments: strong evidence for an anoxic archean atmosphere. *Astrobiology*, 2(1):27–41.
- Pierrehumbert, R. T. (2010). *Principles of planetary climate*. Cambridge University Press.

- Polyansky, O. L., Kyuberis, A. A., Zobov, N. F., Tennyson, J., Yurchenko, S. N., and Lodi, L. (2018). ExoMol molecular line lists XXX: a complete high-accuracy line list for water. *MNRAS*, 480(2):2597–2608.
- Ragent, B., Esposito, L. W., Tomasko, M. G., Marov, M. Y., Shari, V. P., and Lebedev, V. (1985). Particulate matter in the venus atmosphere. *Advances in space research*, 5(11):85–115.
- Ranjan, S., Todd, Z. R., Sutherland, J. D., and Sasselov, D. D. (2018). Sulfidic anion concentrations on early earth for surficial origins-of-life chemistry. *Astrobiology*.
- Righter, K., Pando, K., and Danielson, L. (2009). Experimental evidence for sulfur-rich martian magmas: Implications for volcanism and surficial sulfur sources. *Earth and Planetary Science Letters*, 288(1-2):235–243.
- Robinson, T. D. (2017). A theory of exoplanet transits with light scattering. *The Astrophysical Journal*, 836(2):236.
- Robinson, T. D., Meadows, V. S., and Crisp, D. (2010). Detecting oceans on extrasolar planets using the glint effect. *The Astrophysical Journal Letters*, 721(1):L67.
- Russell, P., Livingston, J., Pueschel, R., Bauman, J., Pollack, J., Brooks, S., Hamill, P., Thomason, L., Stowe, L., Deshler, T., et al. (1996). Global to microscale evolution of the pinatubo volcanic aerosol derived from diverse measurements and analyses. *Journal of Geophysical Research: Atmospheres*, 101(D13):18745–18763.
- Ryabinina, A. and Oshman, V. (1972). Thermal decomposition of aqueous sulfur dioxide solutions. *Tr Ural Lesotekh Inst*, 28:182–189.
- Scalo, J., Kaltenegger, L., Segura, A., Fridlund, M., Ribas, I., Kulikov, Y. N., Grenfell, J. L., Rauer, H., Odert, P., Leitzinger, M., et al. (2007). M stars as targets for terrestrial exoplanet searches and biosignature detection. *Astrobiology*, 7(1):85–166.
- Schaefer, L., Wordsworth, R. D., Berta-Thompson, Z., and Sasselov, D. (2016). Predictions of the atmospheric composition of gj 1132b. *The Astrophysical Journal*, 829(2):63.
- Schlesinger, W. H. and Bernhardt, E. S. (2013). *Biogeochemistry: an analysis of global change*. Academic press.
- Seinfeld, J. H. and Pandis, S. N. (2012). *Atmospheric chemistry and physics: from air pollution to climate change*. John Wiley & Sons.
- Sekiya, T., Sudo, K., and Nagai, T. (2016). Evolution of stratospheric sulfate aerosol from the 1991 pinatubo eruption: Roles of aerosol microphysical processes. *Journal of Geophysical Research: Atmospheres*, 121(6):2911–2938.
- Shinohara, H. (2008). Excess degassing from volcanoes and its role on eruptive and intrusive activity. *Reviews of Geophysics*, 46(4).
- Shkolnik, E. L. and Barman, T. S. (2014). HAZMAT. I. The Evolution of Far-UV and Near-UV Emission from Early M Stars. *AJ*, 148:64.
- Showman, A. P., Cho, J. Y., and Menou, K. (2010). Atmospheric circulation of exoplanets. *Exoplanets*, pages 471–516.
- Showman, A. P. and Polvani, L. M. (2011). Equatorial superrotation on tidally locked exoplanets. *The Astrophysical Journal*, 738(1):71.
- Sing, D. K., Fortney, J. J., Nikolov, N., Wakeford, H. R., Kataria, T., Evans, T. M., Aigrain, S., Ballester, G. E., Burrows, A. S., Deming, D., et al. (2016). A continuum from clear to cloudy hot-jupiter exoplanets without primordial water depletion. *Nature*, 529(7584):59.
- Sleep, N. H. and Zahnle, K. (2001). Carbon dioxide cycling and implications for climate on ancient earth. *Journal of Geophysical Research: Planets*, 106(E1):1373–1399.
- Stamenković, V., Noack, L., Breuer, D., and Spohn, T. (2012). The influence of pressure-dependent viscosity on the thermal evolution of super-earths. *The Astrophysical Journal*, 748(1):41.
- Stockwell, W. R. and Calvert, J. G. (1983). The mechanism of the ho-so₂ reaction. *Atmospheric Environment (1967)*, 17(11):2231–2235.
- Suzuki, I. (1999). Oxidation of inorganic sulfur compounds: chemical and enzymatic reactions. *Canadian Journal of Microbiology*, 45(2):97–105.
- Thuillier, G., Floyd, L., Woods, T. N., Cebula, R., Hilsenrath, E., Hersé, M., and Labs, D. (2004). Solar Irradiance Reference Spectra. In Pap, J. M., Fox, P., Frohlich, C., Hudson, H. S., Kuhn, J., McCormack, J., North, G., Sprigg, W., and Wu, S. T., editors, *Solar Variability and its Effects on Climate. Geophysical Monograph 141*, volume 141 of *Washington DC American Geophysical Union Geophysical Monograph Series*, page 171.
- Tian, F., France, K., Linsky, J. L., Mauas, P. J., and Vieytes, M. C. (2014). High stellar fuv/nuv ratio and oxygen contents in the atmospheres of potentially habitable planets. *Earth and Planetary Science Letters*, 385:22–27.
- Tian, F. and Ida, S. (2015). Water contents of earth-mass planets around m dwarfs. *Nature Geoscience*, 8(3):177.
- Turco, R., Hamill, P., Toon, O., Whitten, R., and Kiang, C. (1979). The nasa-ames research center stratospheric aerosol model. 1. physical processes and computational analogs.

- Turco, R. P., Hamill, P., Toon, O. B., Whitten, R. C., and Kiang, C. S. (1979). A One-Dimensional Model Describing Aerosol Formation and Evolution in the Stratosphere: I. Physical Processes and Mathematical Analogs. *Journal of Atmospheric Sciences*, 36:699–717.
- Valencia, D., O’connell, R. J., and Sasselov, D. D. (2007). Inevitability of plate tectonics on super-earths. *The Astrophysical Journal Letters*, 670(1):L45.
- Wallace, P. J. and Gerlach, T. M. (1994). Magmatic vapor source for sulfur dioxide released during volcanic eruptions: evidence from mount pinatubo. *Science*, 265(5171):497–499.
- Warneck, P. (1999). *Chemistry of the natural atmosphere*, volume 71. Elsevier.
- Wolf, E. and Toon, O. (2010). Fractal organic hazes provided an ultraviolet shield for early earth. *Science*, 328(5983):1266–1268.
- Wordsworth, R. and Pierrehumbert, R. (2014). Abiotic oxygen-dominated atmospheres on terrestrial habitable zone planets. *The Astrophysical Journal Letters*, 785(2):L20.
- Wordsworth, R. D. and Pierrehumbert, R. T. (2013). Water Loss from Terrestrial Planets with CO₂-rich Atmospheres. *ApJ*, 778:154.
- Wordsworth, R. D., Schaefer, L. K., and Fischer, R. A. (2018). Redox Evolution via Gravitational Differentiation on Low-mass Planets: Implications for Abiotic Oxygen, Water Loss, and Habitability. *AJ*, 155:195.
- Yoshino, K., Cheung, A.-C., Esmond, J., Parkinson, W., Freeman, D., Guberman, S., Jenouvrier, A., Coquart, B., and Merienne, M. (1988). Improved absorption cross-sections of oxygen in the wavelength region 205–240 nm of the herzberg continuum. *Planetary and space science*, 36(12):1469–1475.
- Yung, Y. L. and DeMore, W. B. (1998). *Photochemistry of planetary atmospheres*. Oxford University Press.
- Zajacz, Z., Candela, P. A., Piccoli, P. M., and Sanchez-Valle, C. (2012). The partitioning of sulfur and chlorine between andesite melts and magmatic volatiles and the exchange coefficients of major cations. *Geochimica et Cosmochimica Acta*, 89:81–101.
- Zopfi, J., Ferdelman, T., and Fossing, H. (2004). Distribution and fate of sulfur intermediates—sulfite, tetrathionate, thiosulfate, and elemental sulfur—in marine sediments. *Sulfur Biogeochemistry: Past and Present*, 379:97–116.
- Zugger, M. E., Kasting, J. F., Williams, D. M., Kane, T. J., and Philbrick, C. R. (2010). Light scattering from exoplanet oceans and atmospheres. *The Astrophysical Journal*, 723(2):1168.