

# Nonlinear dynamics of Josephson vortices in merging superfluid rings

Artem Oliinyk<sup>1</sup>, Boris Malomed<sup>2</sup>, and Alexander Yakimenko<sup>1</sup>

<sup>1</sup> *Department of Physics, Taras Shevchenko National University of Kyiv,  
64/13, Volodymyrska Street, Kyiv 01601, Ukraine*

<sup>2</sup> *Department of Physical Electronics, Faculty of Engineering,  
and Center for Light-Matter Interaction, Tel Aviv University, Tel Aviv 69978, Israel*

We consider merger of two parallel toroidal atomic Bose-Einstein condensates with different vorticities in a three-dimensional (3D) trap. In the tunnel-coupling regime, Josephson vortices (rotational fluxons) emerge in the barrier between the superflows. When the barrier is gradually eliminated, we observe essentially three-dimensional evolution of quantum vortices, which may include the development of the Kelvin-Helmholtz instability at the interface between the rings, in the framework of a weakly dissipative Gross-Pitaevskii equation. An initially more populated ring, carrying a persistent current, can drag an initially non-rotating less populated one into the same vortex state. The final state of the condensate crucially depends on an initial population imbalance in the double-ring set, as well as on the shape of the 3D trapping potential, oblate or prolate. In the prolate (axially elongated) configuration, robust 3D *hybrid structures* may appear as a result of the merger of persistent currents corresponding to different vorticities.

## I. INTRODUCTION

One of the most remarkable manifestations of quantum properties of superconductors [1] and superfluids [2, 3] is formation of Josephson vortices (JVs), alias fluxons, in long Josephson junctions. In particular, much interest to JVs in atomic Bose-Einstein condensates (BECs) has been drawn since circulating atomic supercurrents, counterpropagating in two parallel 1D BEC, were theoretically investigated in Refs. [2, 3]. Multidimensional JVs in spin-orbit-coupled BECs were considered in Ref. [4]. Rotational fluxons in BEC loaded into coplanar double-ring traps were studied in Ref. [5]. Further, it was demonstrated in Ref. [6] that atomic BECs, confined by a dual-ring trap, support JVs as topologically stable defects in the field of the relative phase. Stationary JVs were predicted in an array of linearly-coupled one-dimensional Bose-Einstein condensate in Ref. [7]. Very recently, JVs were investigated in a closed-loop stack of 1D and 2D atomic BECs [8].

In our recent work [9] it was demonstrated that the azimuthal structure of the tunneling flow implies formation of Josephson vortices (rotational fluxons) with zero net (integral) current through the junction for hybrid states, built of persistent currents with different topological charges in coupled rings (in particular, these include the case of opposite topological charges – this is the configuration which was defined as hybrid states in Ref. [10], where they were supported by an effective nonlinear potential). It turns out that the fluxons' cores rotate and bend, following the action of the quench, i.e. formation of tunnel junction with chemical potential difference. Further, it was found that, as the barrier decreases, and the effective coupling between the rings respectively increases, the JVs accumulate more and more energy. This scenario suggests the question if all quantum vortices, which are present in the settings, *viz.*, the fluxons and circular currents, are always unstable, and what the final state of the merging counter-propagating superflows is in

the double-ring system.

In this connection, it is relevant to mention that the Kelvin-Helmholtz instability (KHI), which is well known in classical hydrodynamics, leads to growth of roll-up perturbations at the interface of two streams with different velocities [11]. KHI plays a crucial role in destroying laminar flows, driving them into a turbulent state. In classical viscous liquids and gases, adjacent streams with initially different velocities evolve into a state with the averaged velocity. For superfluids the dynamics of KHI is fundamentally different [12]. In particular, a pair of weakly interacting persistent currents in toroidal Bose-Einstein condensates (BECs), carrying quantum vortices, may undergo transitions between different angular-momentum states via phase slips, at which the angular momentum changes by unitary quanta. In sharp contrast to classical streams, there is no state with an “intermediate velocity” for two interacting persistent currents initially created with different vorticities. The quantum nature of the transition between different angular-momentum states leads to far-reaching consequences for the development or suppression of the KHI in ultracold atomic gases.

Dynamical KHI at the interface in phase-separated two-component Bose-Einstein condensates was investigated in Refs. [13, 14]. In recent theoretical work [15] two merging counter-propagating streams have been investigated in the framework of conservative 2D (two-dimensional) Gross-Pitaevskii equation (GPE). Planar counterflow channels with periodic boundary conditions mimic two narrow (in the radial direction) ring-shaped condensates which merge when the separating barrier is switched off. However, the description of KHI in realistic atomic BECs calls for a more detailed analysis. On the one hand, vortex lines, which drive KHI in the double-ring system, are oriented along the orthogonal axis, which requires to introduce a full 3D model for the consideration of the vortex dynamics. Further, weak dissipative effects must be taken into account to analyze the relax-

ation to the stationary state after the transition induced by KHI.

In the present work we address the following issues: (i) How nonlinear dynamics of quantum vortices drives the relaxation of two merging persistent currents, and (ii) identification of a final state of two merging ring-shaped condensates with different initial vorticities. The analysis reveals two noteworthy effects: (i) In pancake-shaped configurations (those compressed in the axial direction), a more populated ring can *impose its quantum state* onto the originally less populated one. For example, if the ring carries topological charge 1, the persistent current merges with a non-rotating ring. The final state of the resulting toroidal condensate is either one with zero angular momentum, or a single-charged quantized flow, depending on the initial difference in populations of the two rings. (ii) Instead of the development of KHI at the interface of the merging persistent currents, we observe formation of *robust hybrid vortex structures* in the potential trap sufficiently elongated in the axial direction.

The rest of the paper is organized as follows. The model is formulated in Section II. Results of the systematic numerical analysis are summarized in Section III, separately for the pancake-shaped and elongated shapes of the trapping potential. The paper is concluded by Section IV.

## II. THE MODEL

In modeling nonequilibrium dynamics, such as quantum turbulence [12] or nucleation of vortices [16], dissipative effects, even if they are weak, are of crucial importance for relaxation to equilibrium states. In particular, the dissipation drives the drift of the vortex core to the edge of the BEC cloud [17–21]. Such effects naturally arise in a trapped condensate due to its interaction with a thermal component, and can be captured phenomenologically by the dissipative GPE derived by Choi *et al.* [22, 23]. Close to the thermodynamic equilibrium, the weakly dissipative GPE is written as

$$(i - \gamma)\hbar \frac{\partial \psi}{\partial t} = -\frac{\hbar^2}{2M} \nabla^2 \psi + V_{\text{ext}}(\mathbf{r}, t)\psi + g|\psi|^2\psi - \mu\psi, \quad (1)$$

where  $g = 4\pi a_s \hbar^2 / M$  is the coupling strength,  $M$  is the atomic mass ( $M = 3.819 \times 10^{-34}$  kg for  $^{23}\text{Na}$  atoms),  $a_s$  is the  $s$ -wave scattering length (positive  $a_s = 2.75$  nm, corresponding to the self-repulsion in the same atomic species, is used below),  $\mu$  is the chemical potential of the equilibrium state, and  $\gamma \ll 1$  is a phenomenological dissipative parameter. This form of the dissipative GPE has been used extensively in previous studies of vortex dynamics (see, e.g., [12, 16, 24, 25]). In what follows below, we assume  $\gamma$  to be spatially uniform, and set  $\gamma = 0.03$  as in Refs. [12, 19]. Actually, we have verified that results reported below do not essentially depend on a specific value of  $\gamma \ll 1$ .

We consider a toroidal condensate, split by a blue-detuned sheet beam in upper and lower weakly coupled rings-shaped components. The respective total trapping potential is

$$V_{\text{ext}}(\rho, z, t) = \frac{1}{2}M\omega_r^2(\rho - \rho_0)^2 + \frac{1}{2}M\omega_z^2 z^2 + V_b(z, t), \quad (2)$$

where  $\rho \equiv \sqrt{x^2 + y^2}$  and the sheet potential is

$$V_b(z, t) = U_b(t) \exp\left(-\frac{1}{2} \frac{(z - z_0)^2}{a^2}\right), \quad (3)$$

with the time-dependent strength,

$$U_b(t) = \begin{cases} (1 - t/t_d)u_b, & \text{at } t < t_d, \\ 0, & \text{at } t > t_d. \end{cases} \quad (4)$$

Here the switching time is  $t_d = 0.015$  s, and  $z_0$  is a possible shift of the barrier shift along the  $z$ -axis.

For numerical simulations of the 3D GPE we use scaled time,  $t \rightarrow t\omega_r$ , length  $\mathbf{r} \rightarrow \mathbf{r}/l_r$ , chemical potential  $\mu \rightarrow \mu/(\hbar\omega_r)$ , external potential  $V_{\text{ext}} \rightarrow V_{\text{ext}}/(\hbar\omega_r)$ , and wave function  $\psi \rightarrow \psi/l_r^{3/2}$ , which casts GPE (1) in the following form:

$$(i - \gamma) \frac{\partial \psi}{\partial t} = -\frac{1}{2} \nabla^2 \psi + V_{\text{ext}}\psi - \mu\psi + g|\psi|^2\psi, \quad (5)$$

where the scaled positive nonlinearity strength is  $g = 4\pi a_s/l_r$ , and the scaled trapping potential is

$$V_{\text{ext}} = \frac{1}{2}(\rho - \rho_0)^2 + \frac{1}{2}A^2 z^2 + V_b, \quad (6)$$

where the aspect ratio of the toroidal trap is

$$A = \omega_z/\omega_r. \quad (7)$$

It turns out that dynamics of the quantum vortices, observed after the merger of the rings, crucially depends on  $A$ . In this work we first concentrate on the pancake-shaped trapping potential with typical values of the trapping frequencies [26, 27]:  $\omega_r = 2\pi \times 123$  Hz and  $\omega_z = 2\pi \times 600$  Hz, hence  $A = 4.88$ , the oscillator length of the longitudinal trapping potential is  $l_r = \sqrt{\hbar/(M\omega_r)} = 1.84 \mu\text{m}$ ,  $\rho_0 = 19.23 \mu\text{m}$ , and  $g = 1.88 \cdot 10^{-2}$ . Subsequently, we address the evolution of the merging rings for an elongated trap with  $A < 1$ . Scaled parameters of the potentials in Eqs. (3) and (4) are fixed to be  $a = 0.3$ ,  $u_b = 80$ . In the text following below, we use the same notation for the scaled wave function  $\psi$ , spatial coordinates  $(x, y, z)$ , and time  $t$  as above, as it will produce no confusion.

A steady-state solution of Eq. (5) was found numerically by dint of the imaginary-time-propagation method, applied with  $\gamma = 0$ . To obtain stationary rings, with different vortex phase profiles in the upper and lower rings, the evolution in imaginary time was initiated by the following ansatz:

$$\Psi(\mathbf{r}) = |\Psi_0(x, y, z)|e^{iS(z)\phi}, \quad (8)$$

where  $\phi$  is the polar angle in cylindrical coordinates, and different integer topological charges  $m_1$  and  $m_2$  are imprinted in the top and bottom rings:  $S(z) = m_1$  for  $z \geq z_0$  and  $S(z) = m_2$  for  $z < z_0$ , cf. a similar procedure used in the model with a “peanut-shaped” nonlinear trapping potential in Ref. [10]. The imaginary-time propagation converges to steady states with required accuracy for an arbitrary input amplitude  $|\Psi_0(x, y, z)|$  in Eq. (8) with a fixed norm:

$$\langle \Psi_0 | \Psi_0 \rangle = N \equiv N_1 + N_2, \quad (9)$$

where  $N_1$  and  $N_2$  are scaled numbers of atoms in the top and bottom rings, respectively:

$$N_1 = \int_{-\infty}^{+\infty} dx \int_{-\infty}^{+\infty} dy \int_{-\infty}^{z_0} |\Psi_0(x, y, z)|^2 dz, \\ N_2 = \int_{-\infty}^{+\infty} dx \int_{-\infty}^{+\infty} dy \int_{z_0}^{+\infty} |\Psi_0(x, y, z)|^2 dz \quad (10)$$

Note that, by shifting center  $z_0$  of the splitting barrier (3), it is easy to prepare an initial state with dominant population in the ring with topological charge  $m_1$  ( $N_1 > N_2$  for  $z_0 > 0$ ) or  $m_2$  ( $N_2 > N_1$  for  $z_0 < 0$ ), the respective asymmetry parameter being

$$P = (N_1 - N_2)/(N_1 + N_2). \quad (11)$$

It is relevant to mention two-component models with incoherent nonlinear interaction between the components, which conserve the norms in each component separately. Unlike the present setting, such systems readily admit stationary states with different vorticities and different chemical potentials in the components. In particular, systems of this type give rise to stable states with “hidden vorticity”, i.e., ones with opposite vorticities and equal norms in the two components, the total angular momentum of the states being zero, as predicted in BEC [28–36] and optics [37–39].

### III. THE EVOLUTION OF MERGING PERSISTENT CURRENTS

The dynamics of merging toroidal condensates in real time was simulated by means of the split-step fast-Fourier-transform method. The barrier strength  $U_b(t)$  in potential (2) decreasing in time until extinction at  $t = t_d$ , two rings tend to merge into a single toroidal condensate at  $t > t_d$ .

We considered different regimes of the dissipative evolution, controlled by parameter  $\gamma$  in Eq. (1). In the conservative limit, with  $\gamma = 0$  and a constant trapping potential, the total norm, which is defined by Eqs. (9) and (10), energy

$$E = \int \left[ \frac{1}{2} |\nabla \psi|^2 + V_{\text{ext}}(\mathbf{r}) |\psi|^2 + \frac{g}{2} |\psi|^4 \right] d\mathbf{r}, \quad (12)$$

and the  $z$ -component of the total angular momentum,

$$\mathbf{L} = -\frac{i}{2} \int \{ \psi^* [\mathbf{r} \times \nabla \psi] - \psi [\mathbf{r} \times \nabla \psi^*] \} d\mathbf{r}, \quad (13)$$

are conserved in our simulations with high accuracy. As seen in Fig. 1 in non-dissipative case ( $\gamma = 0$ ), the total energy decays at  $0 < t < t_d$ , whilst the potential barrier between the two rings gradually vanishes, and remains constant at  $t > t_d$ .

However, the system described by Eq. (5) with  $\gamma > 0$  conserves neither the energy nor the number of particles. The chemical potential  $\mu(t)$  of the equilibrium state in our dynamical simulations was adjusted at each time step so that the number of condensed particles slowly decays with time:  $N(t) = N(0) \exp(-t/t_0)$ , where  $t_0 = 10$  s corresponds to the  $1/e$  lifetime of the BEC reported in the experiment [40]. In our simulations we assume that total number of atoms in the initial state is  $N(0) = 6 \cdot 10^5$ .

The goal of the numerical analysis is two-fold. First, we aim to trace the 3D dynamics of quantum vortices, in the course of the relaxation following the vanishing of the separating barrier. The second objective is to identify final states of the dissipative evolution for different values of the initial asymmetry parameter (11).

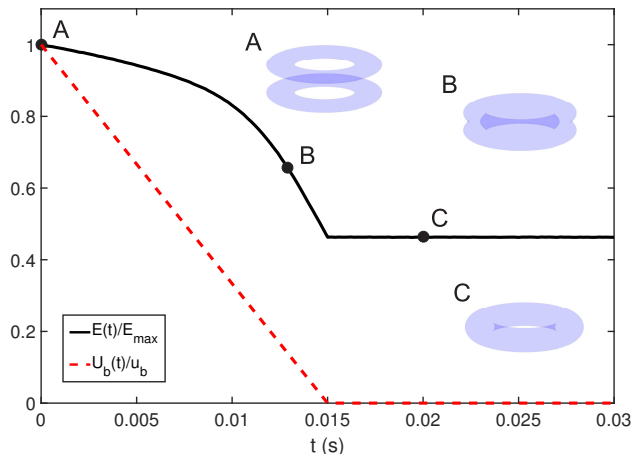


FIG. 1. (Color online) The ratio of the total energy [defined as per Eq. (12)] to the initial value  $E(t)/E(0)$  (the black solid curve) for the merging rings with vorticities  $(0, 0)$  vs. time in the dissipationless system ( $\gamma = 0$ ,  $\omega_z/\omega_r = 4.88$ ). The decay of the energy at  $t < t_d$  follows the gradual vanishing of the potential barrier separating the two ring-shaped condensates, as per Eq. (4). The corresponding normalized  $U_b(t)/U_b(0)$  barrier’s strength is shown by the red dashed line. Insets: examples of 3D isosurfaces of the constant condensate density at moments of time corresponding to points A, B, and C marked at the energy curve.

#### A. Pancake-shaped toroidal condensates

Figures 2 and 3 provide typical examples of merging pancake-shaped toroidal condensates [with aspect ratio

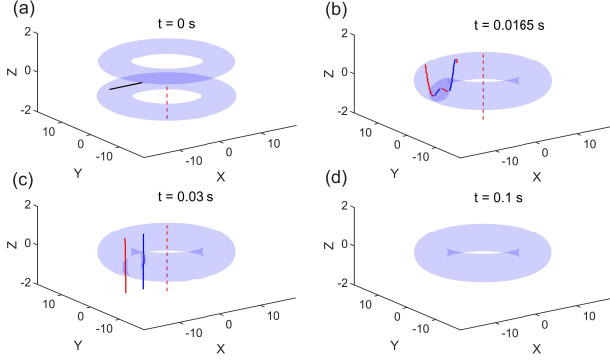


FIG. 2. (Color online) The evolution of the merging rings when the population in the bottom ring with  $m_1 = 1$  slightly dominates over the top one, with  $m_2 = 0$  [imbalance parameter (11) is  $P = 0.06$ , the dissipation parameter in Eq. (5) being  $\gamma = 3 \cdot 10^{-2}$ ]. Shown are snapshots of 3D isosurfaces of constant condensate density. The axis of the JV (Josephson vortex) at  $t = 0$ , which exists due to the structure of the supercurrent tunneling between the rings with different vorticities (see the text), is indicated by the black line. The vortex' axis trapped in the internal toroidal hole is marked by the dashed red line. While the rings are merging, the fluxon bends and splits into a vertically oriented vortex (the red curve, drifting to the external periphery) and an antivortex (the blue curve), drifting towards the central toroidal hole. The antivortex annihilates with the central vortex line, which leads to a final state with zero total angular momentum (see also Fig. 4). Full evolution one can see in the supplemental movie [41].

$A = 4.88$ , see Eq. (7)], in the cases when the initial atomic population in the bottom ring, with vorticity  $m_1 = 1$ , is, respectively, weakly or strongly dominant [ $P = 0.06$  and  $P = 0.49$ , see Eq. (11)] over the top one, with  $m = 0$ . The lower ring, carrying the persistent current in the initial state, contains a single-charged vertical vortex line threading the internal toroidal hole [the red dashed lines in Fig. 2 (a) and 3] [42].

The fact that the initial states in the bottom and top rings have different vorticities,  $m_1 \neq m_2$ , implies that the superflow tunneling across the separating potential creates  $|m_1 - m_2|$  JV lines (rotational fluxons) located in the low-density region between the weakly interacting rings [9]. In the course of the evolution, the JV, which is initially oriented horizontally between the rings, splits in vortices oriented vertically along the  $z$  axis, see Fig. 2(b,c) and 3(b,c)]. Thus, Figs. 2 and 3 demonstrate that the initial states, with the horizontally-oriented JV and vertically-oriented vortex line, evolve into series of vortices and antivortices, with axes oriented parallel to the  $z$ -axis. Note that a similar snake instability and decay of the JV into vortex dipoles was also observed in spin-orbit-coupled BECs [4]. Subsequent evolution of the vortices depends on two factors: (i) interaction between adjacent vortices (attraction for a vortex-vortex pair and repulsion for an vortex-antivortex one), and (ii) drift of the

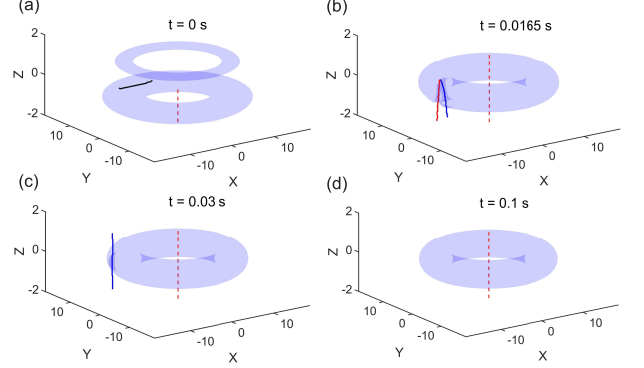


FIG. 3. (Color online) The same as in Fig. 2 for the case when the population in the bottom ring with  $m_1 = 1$  strongly dominates in the initial state ( $P = 0.49$ ). In this case, both vortex and antivortex lines, produced by the splitting of the bending fluxon, escape from the condensate through the peripheral region. Eventually, the merger of the rings leads to the emergence of a single-charged ( $m = 1$ ) persistent current, see also Fig. 4. Full evolution one can see in the supplemental movie [41].

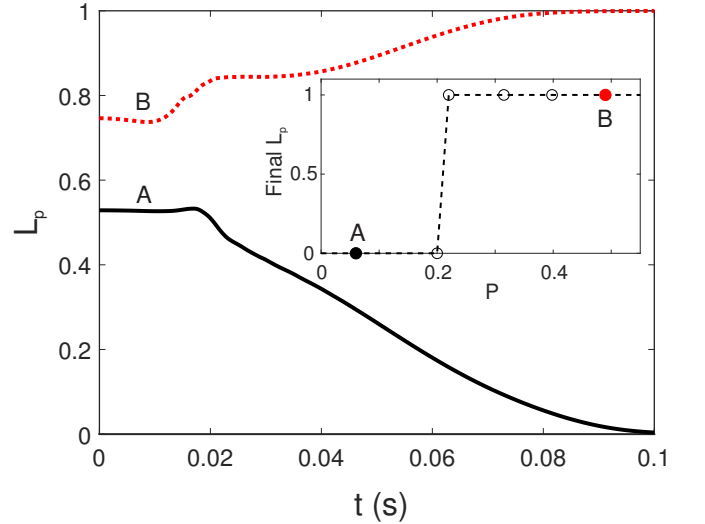


FIG. 4. (Color online) The evolution of the total angular momentum per particle,  $L_p = L_z/N$ , for the states with initial vorticities ( $m_1 = 1, m_2 = 0$ ) and different values of the initial population imbalance, defined as per Eq. (11): A)  $P = 0.06$ ; B)  $P = 0.49$ , the dissipation parameter being  $\gamma = 3 \cdot 10^{-2}$ . The inset shows the final value of  $L_p$  as the function of the initial imbalance,  $P$ . The dominant ring, which carries a persistent current, drags the initially non-vortical one into the same vortex state, with  $m = 1$ , at  $P > P_{cr} \approx 0.21$ .

vortex line caused by the dissipation. Under the action of the weak dissipation, the vortex lines spiral out from the bulk of the atomic cloud towards low-density regions at the surface of the condensate. This may imply the slow drift of the vortex line either to the external surface of the toroidal condensate, where the vortex decays into elementary excitations, or trapping of the vortex line in the



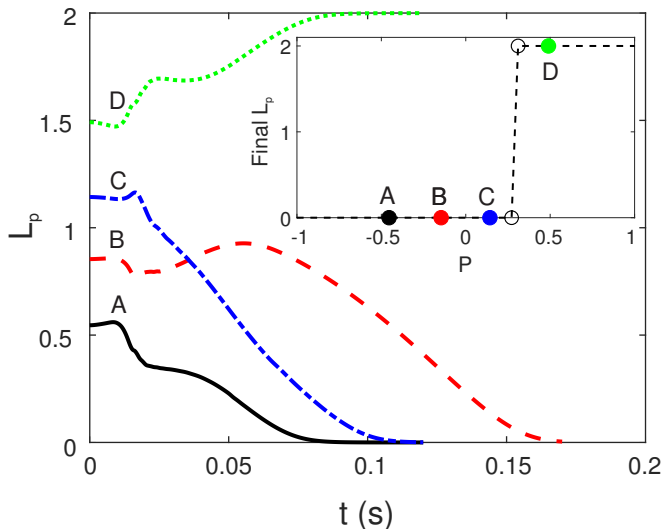


FIG. 5. (Color online) Evolution of the total angular momentum per particle  $L_p = L_z/N$  for inputs with initial vorticities ( $m_1 = 2, m_2 = 0$ ) and different values of the initial population imbalance, defined as per Eq. (11): A)  $P = -0.45$ ; B)  $P = -0.15$ ; C)  $P = 0.14$ ; D)  $P = 0.49$ , the dissipation parameter being  $\gamma = 3 \cdot 10^{-2}$ . The inset shows the final value of  $L_p$  as a function of the initial imbalance,  $P$ . At  $P > P_{cr} \approx 0.29$  the system relaxes to the state with the double-charged persistent current ( $m = 2$ ), while a final state with  $m = 1$  ( $L_p = 1$ ) is not observed.

central toroidal hole, which adds a positive or negative unit to the topological charge of the persistent current.

One can see from the Fig. 4, that for the initial state with *weak asymmetry* ( $P = 0.06, z_0 = 0.02$ ), the evolution of which is displayed in Fig. 2, the angular momentum per particle,  $L_p = L_z/N$ , vanishes as a result of the relaxation [the total angular momentum is defined in Eq. (13)]. This observation agrees with the observation outlined in the caption to Fig. 2, *viz.*, that, under the action of the dissipation, the vortex line drifts in Figs. 2(c,d) to the peripheral (external) low-density area and decays, while the antivortex drifts towards the central  $z$  axis and eventually annihilates with the central vortex (shown by dashed red line). In this case the system relaxes to the irrotational ground state, as seen in Fig. 2(d).

In the case of *strong asymmetry* ( $P = 0.49, z_0 = 0.175$ ) the value of  $L_p$  evolves towards  $L_p = 1$ , see Fig. 4 (b). As seen in Fig. 3(c,d) and is outlined in the caption to the figure, the fluxon bends and splits into a vortex-antivortex dipole, which escape from the condensate. The final state contains the central vortex (designated by the red dashed line) corresponding to the single-charged ( $m = 1$ ) persistent current, as seen in Fig. 3(d).

Systematic simulations demonstrate that there is a threshold value of the initial asymmetry parameter,  $P_{cr}$  [defined as per Eq. (11)], in the pancake-shaped double-ring system, which determines the final state of the toroidal condensate after the relaxation (see the inset in Fig. 4). After long-time dissipative evolution, the

toroidal condensate relaxes to the state with zeroth angular momentum at  $P < P_{cr}$ , while at  $P > P_{cr}$  the dominant component (with  $m_1 = 1$ ) imposes its quantum state onto the less populated ring (with  $m_2 = 0$ ), so that the entire condensate relaxes to the state with  $m = 1$ . Summarizing results of the simulations, we conclude that the critical initial asymmetry takes values in interval  $0.20 < P_{cr} < 0.22$ .

The conclusion that the more populated ring, carrying the persistent current with  $m = 1$ , can drag an initially zero-vorticity one into the same vortex state with  $m = 1$  does not contradict the energy balance. (in the dissipationless system, with  $\gamma = 0$ ). The potential energy of the condensate, trapped by oscillatory potential in  $z$ -direction, decreases when the horizontal repulsive separating barrier is eliminated. Thus the total energy of the initial double-ring system is greater than the energy of the final single-ring condensate state, both for  $L_p = 0$  and  $L_p = 1$ . As is known, in toroidal condensates a persistent current with topological charge  $0 \leq m \leq m_{max}$  corresponds to the stable state with a local energy minimum, where the maximum topological charge  $m_{max}$  admitting the stability depends on the condensate parameters (see, e.g., [18, 43]). Thus, by reducing the potential barrier between the rings with charges  $m_1 = 1$  and  $m_2 = 0$ , one triggers the relaxation of the appearing single toroidal condensate either to the zero-vorticity ( $L_p = 0$ ) ground state, or to the stable state with  $L_p = 1$ , depending on the initial value of imbalance  $P$ , defined as per Eq. (11).

We have performed a similar analysis for the double-ring system with initial topological charges ( $m_1 = 2, m_2 = 0$ ). Figure 5 displays the evolution of the angular momentum per particle for different initial values of the imbalance,  $P$ , in this case. Note that, at  $P > P_{cr} \approx 0.29$ , the system relaxes to the state with double-charged ( $m = 2$ ) persistent current. Note that the final state with  $m = 1$  is not observed in the present case, even for the symmetric input with  $P = 0$  and  $L_p = 1$ , which is closest to a possible outcome with  $m = 1$ . The point is that, due to the symmetry of the system, two fluxons featured by the initial configuration split into vertical vortices which either escape towards the external periphery (which leads to the final state with  $m = 0$ ), or both vortex cores are trapped together in the central toroidal hole, which corresponds to the final state with  $m = 2$ . Detailed consideration of spontaneous symmetry breaking in the course of the relaxation process after the merger of superflows with different vorticities may be a relevant extension of the present work.

It is interesting to compare our results for the 3D merging rings (where the quantized vortices drive the relaxation dynamics) and the merger of two concentric 2D BECs, studied in Refs. [44, 45], which reported the emergence of a spiral dark soliton when one condensate carried a nonzero initial angular momentum. These spiral dark soliton enables the transfer of the angular momentum between the condensates, allowing the merged condensate to rotate even in the absence of the overall vorticity.

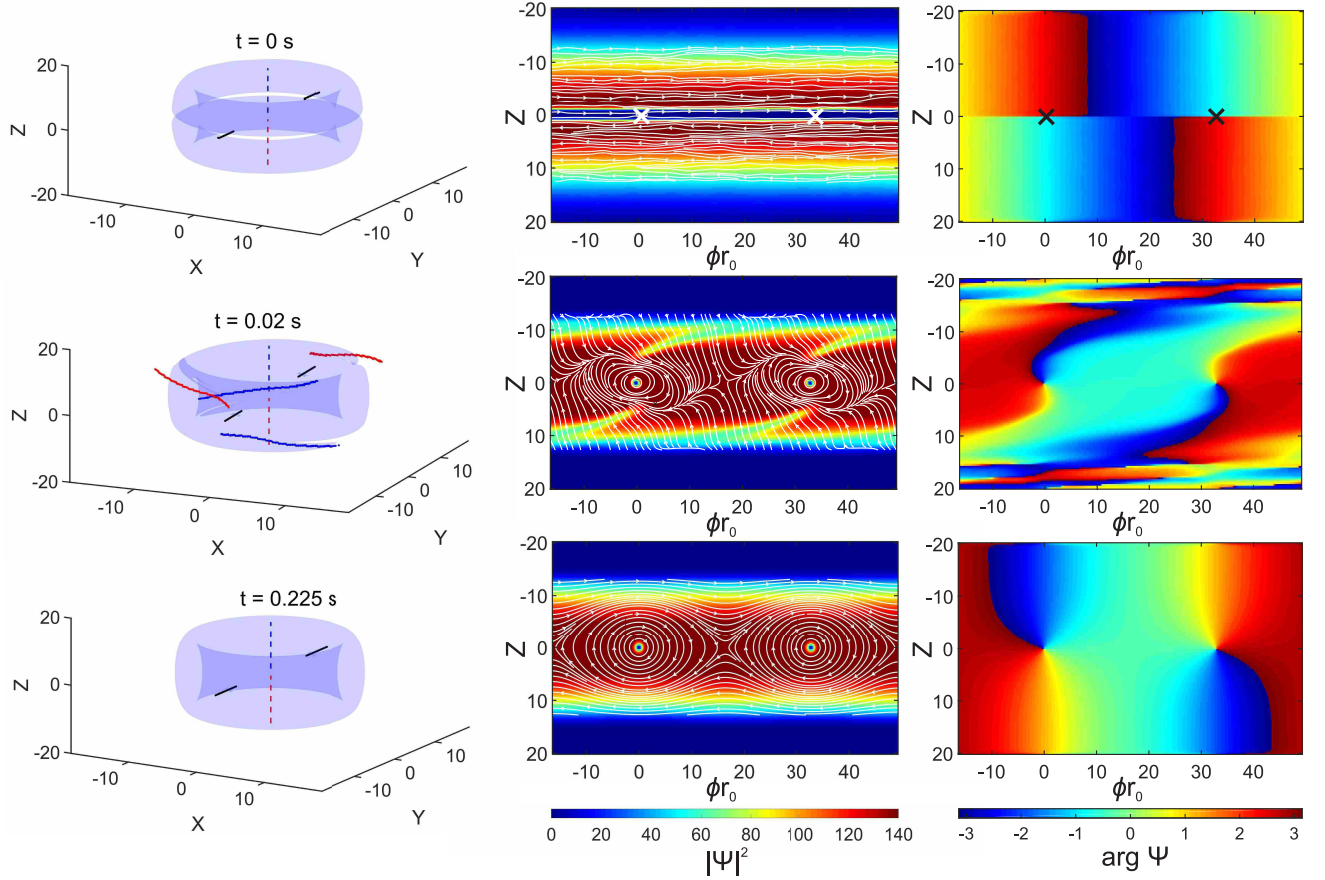


FIG. 6. (Color online) Snapshots at three moments of time, illustrating the evolution of the merging strongly elongated toroidal condensates with a small aspect ratio,  $A = 0.16$  [see Eq. (7)] and vorticities  $m_{1,2} = \pm 1$  in its two axially separated parts. The input has no imbalance between the parts ( $P = 0$ ), the dissipative constant in Eq. (5) being  $\gamma = 0.03$ . Shown are 3D isosurfaces with constant condensate density (left), and maps of the distribution of the density (middle) and phase (right) on the cylindrical surface of radius  $\rho_0$  [see Eq. (6)],  $\phi$  being the angular coordinate. A long-lived hybrid complex is produced by the evolution.

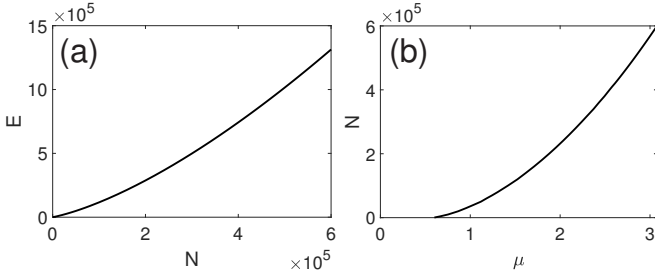


FIG. 7. (a) Total energy of the hybrid vs. number of particles for  $m_1 = 1$ ,  $m_2 = -1$ ,  $P = 0$ ,  $A = 0.16$ ; (b) Total number of particles of the symmetric ( $P = 0$ ) hybrid vortex structure  $m_1 = 1$ ,  $m_2 = -1$  vs. the chemical potential for elongated condensate  $A = 0.16$ .

## B. Elongated toroidal condensates

Our next objective is to compare the evolution of the rings elongated in the vertical ( $z$ ) direction, with small values of aspect ratio (7), and those supported by the pancake-shaped toroidal traps with large values of  $A = A$ , which were considered above. Thus, we aim to figure out the role of the trapping-potential geometry in the JV dynamics.

Note that a strongly elongated condensate is related to the 2D setup considered in Ref. [15], thus one may expect formation of a vortex lattice similar to one observed in the 2D single-component setting [15, 46], or a vortex sheet observed in two-component [47] condensates. The lattice of 2D vortices in the 3D setup corresponds to fluxons at an interface of superflows with different vorticities.

The simulations clearly demonstrate that 3D hybrid states, built of two axially separated parts with different vorticities, emerge as a result of the evolution of the

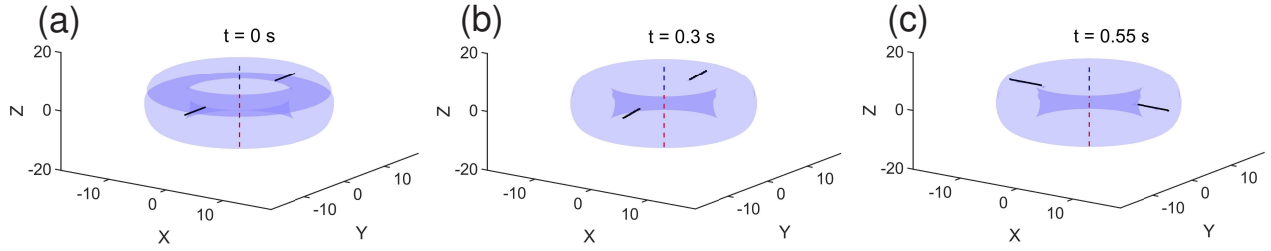


FIG. 8. Example of stable evolution of the vortex hybrid. The remainder blue-detuned sheet beam not only stabilizes the vertical drift of the fluxon's cores (shown by horizontal black lines) but also provides a possibility for controllable manipulation of the total angular momentum of the hybrid. The initial biased double-ring system (+1, -1) separated by barrier with angular momentum per particle (a)  $L_p = 0.59$  merges into the stable hybrid with pinned fluxons. Then for  $t > 0.3$  s  $L_p$  gradually decreases as position of the sheet beam is lowered: (b)  $L_p = 0.58$ ; (c)  $L_p = 0.46$

merging elongated rings with different vorticities. A typical example is displayed in Fig. 6, for unequal vorticities  $m_{1,2} \pm 1$ , aspect ratio  $A = 0.16$  [see Eq. (7)], and zero initial imbalance between the two parts,  $P = 0$  [see Eq. (11)]. Strictly speaking, the emerging hybrid states are transient ones, as they will eventually transform into usual ones. However, they remain robust in the course of long evolution, and do not decay even being strongly perturbed; instead, perturbed hybrids relax back to the unperturbed shape. velocity of the vertical drift of the fluxons is determined by the dissipation rate parameter  $\gamma$  and gradient of the condensate in the  $z$ -direction: the greater the dissipation, the faster fluxons drift to the region with lower condensate density. Since the condensate's density distribution is nearly uniform halfway between two elongated condensates, which inhibits degradation of the hybrid. A typical example of hybrid decay is shown in in Supplemental video [41], where the lifetime of hybrid with particles imbalance  $P = 0.1$  is about  $0.7$  s. The lifetime of the hybrids in our simulations depends on the imbalance  $P$  and for the symmetric setup  $P \approx 0$  a perturbed hybrid can survive during several seconds which is comparable with duration of typical experiment.

Families of the long-lived hybrids may be well characterized by the respective dependencies of the total number of particles on the chemical potential, and of the total energy on the number of particles, as shown in Fig. 7.

These findings are in sharp contrast with the results of 2D simulations reported in Ref. [15], where unstable evolution of the vortex street led to the onset of the KHI-driven dynamics. Note that the decay of the vortex lattice and development of KHI was demonstrated in Ref. [15] for  $|m_1 - m_2| = 20$ , hence the respective vortex street contained 40 vortex cores. As pointed out in [15], in the absence of perturbations the vortex streets survived for a long time; however, under the action of noisy perturbations (whose magnitude was less than one percent of the background wave function) the 2D vortex lattice rolled-up, which was interpreted in as the development of KHI [15].

Thus a natural question arises if KHI actually develops in full 3D system for  $|m_1 - m_2| \sim 1$ . In our simulations,

the lattice of Josephson vortices is not generated by KHI even in the case of relatively strong noisy perturbations, with amplitudes up to  $\sim 5\%$  of the unperturbed state.

As shown in Fig. 6, following the merger of the rings with topological charges  $m_1 = 1$  and  $m_2 = -1$ , vortex lines are horizontally oriented, in sharp contrast to the vertically oriented vortices observed in Figs. 2 and 3. Results of our 3D simulation are in qualitative agreement with findings reported in Ref. [15], which were obtained in the framework of the simplified 2D model for merging flows with vorticities  $m_1 = +1$  and  $m_2 = -1$ .

In our simulations the development of the snake-type instability is strongly suppressed for elongated condensates with aspect ratio  $A < 1$ , see Eq. (7). Further, it was found that for the strongly elongated toroidal traps with  $A < 0.6$  JVs keep the radial orientation in the course of the relaxation. To gain deeper insight into the physical nature of the suppression of the snake instability, it is instructive to perform a simple energetic analysis. As is known, energy of a straight vortex line in BEC is proportional to its length, growing with the condensate density. Thus, the vortex line oriented in the radial direction has the maximum energy in the  $z = 0$  plane, while the vertically oriented line attains the maximum energy if it is located in the peak-density region, at distance  $\rho_0$  from the axis  $z$  [see Eq. (6)]. Therefore, the maximum energies of the vertical and horizontal vortex line relate to each other as the radial,  $R_{\text{TF}} = \sqrt{8\mu/(M\omega_r^2)}$ , and vertical,  $Z_{\text{TF}} = \sqrt{8\mu/(M\omega_z^2)}$ , Thomas-Fermi widths of the condensate, i.e., as aspect ratio (7) of the toroidal trap:  $A = R_{\text{TF}}/Z_{\text{TF}} = \omega_z/\omega_r$ . From these straightforward estimates, it follows that the fluxons are most likely to keep the horizontal orientation when elongated rings merge. In our numerical simulations we observed that this property of elongated condensates does not depend on the number of atoms, but is determined by the aspect ratio of the trap. The robust dynamics of JVs in the elongated trap is in sharp contrast with the evolution of fluxons in the pancake-shaped setting, which, as demonstrated above, bend and eventually split into vertically oriented vortices and antivortices.

The formation of  $|m_1 - m_2|$  fluxons at the interface between flows with topological charges  $m_1$  and  $m_2$  necessarily follows from the azimuthal periodicity of the condensate wave function. For elongated condensates the horizontal orientation of the JVs is energetically preferable even when the barrier between the rings vanishes, and they are located in the peak-density regions. In the same time, vertically oriented vortex lines remain trapped in the potential well formed by the central toroidal hole. Eventually, this scenario gives rise to formation of long-lived transient states in the form of the above-mentioned hybrids, which are qualitatively similar to those supported by means of a completely different mechanism in Ref. [10]. The hybrids are topological structures with  $(m_1, m_2)$  vertically oriented vortex lines and  $|m_1 - m_2|$  horizontally oriented JVs.

Furthermore, as illustrated in Fig. 8 (see also Supplemental movie [41]), the rotational fluxons can be pinned and completely stabilized if the amplitude of the barrier is reduced to some nonzero value, maintaining a residual potential well with the bottom point at  $z = z_0$ . As the result, one obtains *completely stable* stationary (rather than transient) 3D hybrid vortex complexes with any value of the angular momentum per particle in the range of  $m_1 < L_p < m_2$ . This value can be readily tuned by choosing position of the barrier,  $z_0$ , in the initial state, and even dynamically tuned by slow motion of the sheet beam after formation of the stable hybrid as illustrated in Fig. 8 for  $t > 0.3$  s. The stabilized JVs are not only topological modes of fundamental interest in physics of superfluidity and superconductivity, but also may be used for design of topologically protected qubits, cf. Ref. [48].

#### IV. CONCLUSION

We have demonstrated that the evolution of merging persistent currents in parallel BEC rings is driven by essentially three-dimensional nonlinear dynamics of JVs (Josephson vortices, alias rotational fluxons). Quite different dynamical scenarios are reported for the fluxons, which give rise to different final states of the condensate,

depending on the imbalance in initial populations of the two rings, and on the aspect ratio of the toroidal trap. In sharp contrast to classical flows with viscosity, in the considered weakly dissipative quantum system one can observe transitions into states with higher-order values of the angular momentum. It turns out that for elongated merging condensates the vorticity of the final state is always determined by the more populated ring component, while for pancake-shaped rings there is a threshold value of imbalance, such that below it the final vorticity is zero, while above the threshold the dominant component imparts its vorticity to the final state.

In the course of the merger of the rings carrying different initial vorticities, which are strongly elongated in the axial direction, we observed formation of *dynamical hybrids*, which are long-lived transient states in 3D, with different vorticities,  $m_1$  and  $m_2$ , in their two axially separated parts. Both vorticities share a common vertically oriented axis threading the merged double-ring system and  $|m_1 - m_2|$  radially oriented JVs (rotational fluxons). Under the action of weak dissipation, which drives slow vertical drift of the fluxons, the dynamical hybrid suffers slow degradation into the state with the vorticity imposed by the initially dominant component. The JVs can be pinned and stabilized by a residual non-vanishing potential barrier separating the parallel rings, which thus leads to the formation of completely stable 3D hybrid vortex complexes.

In addition to revealing the dynamics of the merger of superfluid rings with different vorticities, and possibilities of the formation of transient and permanent hybrids incorporating different vorticities in their axially separated parts, these findings may also help to understand the correspondence between rotational fluxons in long Bose-Josephson junctions and the formation of vortex lattices at the interface of counter-propagating superflows.

#### ACKNOWLEDGMENT

The work of B.A.M. was partly supported by the Israel Science Foundation through grant No. 1287/17.

- 
- [1] A. V. Ustinov, *Physica D* **123**, 315 (1998).
  - [2] V. M. Kaurov and A. B. Kuklov, *Phys. Rev. A* **71**, 011601 (2005).
  - [3] V. M. Kaurov and A. B. Kuklov, *Phys. Rev. A* **73**, 013627 (2006), cond-mat/0508342.
  - [4] Gallemí, A. and Guilleumas, M. and Mayol, R. and Mateo, A. Muñoz, *Phys. Rev. A* **93**, 033618 (2016).
  - [5] J. Brand, T. J. Haigh, and U. Zülicke, *Phys. Rev. A* **80**, 011602 (2009).
  - [6] S.-W. Su, S.-C. Gou, A. Bradley, O. Fialko, and J. Brand, *Physical Review Letters* **110**, 215302 (2013).
  - [7] Christian Baals, Herwig Ott, Joachim Brand, Antonio Muñoz Mateo, *Phys. Rev. A* **98**, 053603 (2018).
  - [8] J. A. Gil Granados, A. Muñoz Mateo, M. Guilleumas, and X. Viñas, *New Journal of Physics* **21** (2019), arXiv:1810.06069 [cond-mat.quant-gas].
  - [9] A. Oliinyk, A. Yakimenko, and B. Malomed, arXiv e-prints (2019), arXiv:1901.06502 [cond-mat.quant-gas].
  - [10] R. Driben, Y. Kartashov, B. A. Malomed, T. Meier, and L. Torner, *New J. Phys.* **16**, 063035 (2014).
  - [11] W. R. Peltier and C. P. Caulfield, *Ann. Rev. Fluid Mech.* **35**, 135 (2003).
  - [12] M. Tsubota, M. Kobayashi, H. Takeuchi, *Phys. Rep.* **522**, 191 (2013).
  - [13] N. Suzuki, H. Takeuchi, K. Kasamatsu, M. Tsubota, and H. Saito, *Phys. Rev. A* **82**, 063604 (2010).



- arXiv:1009.1740 [cond-mat.quant-gas].
- [14] H. Takeuchi, N. Suzuki, K. Kasamatsu, H. Saito, and M. Tsubota, *Phys. Rev. B* **81**, 094517 (2010), arXiv:0909.2144 [cond-mat.quant-gas].
  - [15] A.W. Baggaley, N.G. Parker, *Phys. Rev. A* **97**, 053608 (2018).
  - [16] A. I. Yakimenko, Yu. M. Bidasyuk, O.O. Prikhodko, S.I. Vilchinskii, E.A. Ostrovskaya, and Yu. S. Kivshar, *Phys. Rev. A* **88**, 043637 (2013).
  - [17] S. J. Rooney, A. S. Bradley, and P. B. Blakie, *Phys. Rev. A* **81**, 023630 (2010).
  - [18] S. Moulder, S. Beattie, R. P. Smith, N. Tammuz, and Z. Hadzibabic, *Phys. Rev. A* **86**, 013629 (2012).
  - [19] A. I. Yakimenko, Y. M. Bidasyuk, O. O. Prikhodko, S. I. Vilchinskii, E. A. Ostrovskaya, and Y. S. Kivshar, *Phys. Rev. A* **88**, 043637 (2013).
  - [20] A. J. Allen, E. Zaremba, C. F. Barenghi, and N. P. Proukakis, *Phys. Rev. A* **87**, 013630 (2013).
  - [21] Y. M. Bidasyuk, A. V. Chumachenko, O. O. Prikhodko, S. I. Vilchinskii, M. Weyrauch, and A. I. Yakimenko, *Phys. Rev. A* **92**, 053603 (2015).
  - [22] S. Choi, S. A. Morgan, and K. Burnett, *Phys. Rev. A* **57**, 4057 (1998).
  - [23] N. P. Proukakis and B. Jackson, *J. Phys. B: At. Mol. Opt. Phys.* **41**, 203002 (2008).
  - [24] R. Carretero-Gonzalez, N. Whitaker, P. G. Kevrekidis, and D. J. Frantzeskakis, *Phys. Rev. A* **77**, 023605 (2008).
  - [25] K. Kasamatsu, M. Tsubota, and M. Ueda, *Phys. Rev. A* **67**, 033610 (2003).
  - [26] K. C. Wright, R. B. Blakestad, C. J. Lobb, W. D. Phillips, G. K. Campbell, *Phys. Rev. Lett.* **110**, 025302 (2013).
  - [27] F. Jendrzejewski, S. Eckel, N. Murray, C. Lanier, M. Edwards, C. J. Lobb, and G. K. Campbell, *Phys. Rev. Lett.* **113**, 045305 (2014).
  - [28] M. Brtko, A. Gammal, and B. A. Malomed, *Phys. Rev. A* **82**, 053610 (2010).
  - [29] L. Wen, Y. Qiao, Y. Xu, and L. Mao, *Phys. Rev. A* **87**, 033604 (2013).
  - [30] A. I. Yakimenko, K. O. Isaieva, S. I. Vilchinskii, and M. Weyrauch, *Phys. Rev. A* **88**, 051602 (2013).
  - [31] S. Ishino, M. Tsubota, and H. Takeuchi, *Phys. Rev. A* **88**, 063617 (2013).
  - [32] S. Ishino, M. Tsubota, and H. Takeuchi, *EPL* **111**, 30005 (2015).
  - [33] M. Hoashi, Y. Nakamura, and Y. Yamanaka, *Phys. Rev. A* **93**, 043622 (2016).
  - [34] S.-L. Xu, Z.-Q. Wang, J.-R. He, L. Xue, and M. R. Belic, *J. Mod. Opt.* **65**, 1542 (2018).
  - [35] Y. Li, Z. Chen, Z. Luo, C. Huang, H. Tan, W. Pang, and B. A. Malomed, *Phys. Rev. A* **98**, 063602 (2018), arXiv:1801.10274 [cond-mat.quant-gas].
  - [36] Z. Chen, Y. Li, N. P. Proukakis, and B. A. Malomed, *New J. Phys.* **21**, 073058 (2019).
  - [37] D. Leykam, B. Malomed, and A. S. Desyatnikov, *J. Optics* **82**, 053610 (2013).
  - [38] J. R. Salgueiro, *J. Optics* **18**, 074004 (2016).
  - [39] T. Mayteevarunyoo, B. Malomed, and D. Skryabin, *New J. Phys.* **20**, 113019 (2018).
  - [40] S. Beattie, S. Moulder, R. J. Fletcher, and Z. Hadzibabic, *Phys. Rev. Lett.* **110**, 025301 (2013).
  - [41] We present animations of dynamics of vortices with small and big initial imbalance  $P$ , degradation of hybrid system in time and pinning possibility in systems of hybrid type.
  - [42] To detect the vortex cores we use an algorithm of numerical phase unwrapping in each point of the grid at different planes:  $z = \text{const}$ ,  $x = \text{const}$  or  $y = \text{const}$ . For vertically oriented vortex lines (detected in  $z = \text{const}$  plane) we use red (vortices) and blue (antivortices) colors. For horizontally oriented cores (detected in  $x = \text{const}$  or  $y = \text{const}$  planes) we use black color. We note that our algorithm of phase unwrapping fails to detect a precise position of the vortex core in the empty central spatial region. Thus instead of phase unwrapping in each point for the central vortex line we calculate a phase shift in the plane  $z = \text{const}$  at the circle of radius  $\rho = \rho_1$ , where  $\rho_1$  is internal TF radius of the condensate. The central vortex line is marked as a dashed red line.
  - [43] A. I. Yakimenko, Y. M. Bidasyuk, M. Weyrauch, Y. I. Kuriatnikov, and S. I. Vilchinskii, *Phys. Rev. A* **91**, 033607 (2015).
  - [44] T. Kanai, W. Guo, and M. Tsubota, *Phys. Rev. A* **97**, 013612 (2018).
  - [45] T. Kanai, W. Guo, and M. Tsubota, *Journal of Low Temperature Physics* **195**, 37 (2019).
  - [46] A. Ohta, R. Kashiwa, and H. Sakaguchi, *Phys. Rev. A* **82**, 055602 (2010).
  - [47] K. Kasamatsu, M. Tsubota, *Phys. Rev. A* **79**, 023606 (2009).
  - [48] S. Das Sarma, M. Freedman, and C. Nayak, *Phys. Rev. Lett.* **94**, 166802 (2005).