
Bayesian Batch Active Learning as Sparse Subset Approximation

Robert Pinsler

Department of Engineering
University of Cambridge
rp586@cam.ac.uk

Jonathan Gordon

Department of Engineering
University of Cambridge
jg801@cam.ac.uk

Eric Nalisnick

Department of Engineering
University of Cambridge
etn22@cam.ac.uk

José Miguel Hernández-Lobato

Department of Engineering
University of Cambridge
jmh233@cam.ac.uk

Abstract

Leveraging the wealth of unlabeled data produced in recent years provides great potential for improving supervised models. When the cost of acquiring labels is high, probabilistic active learning methods can be used to greedily select the most informative data points to be labeled. However, for many large-scale problems standard greedy procedures become computationally infeasible and suffer from negligible model change. In this paper, we introduce a novel Bayesian batch active learning approach that mitigates these issues. Our approach is motivated by approximating the complete data posterior of the model parameters. While naive batch construction methods result in correlated queries, our algorithm produces diverse batches that enable efficient active learning at scale. We derive interpretable closed-form solutions akin to existing active learning procedures for linear models, and generalize to arbitrary models using random projections. We demonstrate the benefits of our approach on several large-scale regression and classification tasks.

1 Introduction

Much of machine learning’s success stems from leveraging the wealth of data produced in recent years. However, in many cases expert knowledge is needed to provide labels, and access to these experts is limited by time and cost constraints. For example, cameras could easily provide images of the many fish that inhabit a coral reef, but an ichthyologist would be needed to properly label each fish with the relevant biological information. In such settings, *active learning* (AL) [1] enables data-efficient model training by intelligently selecting points for which labels should be requested.

Taking a Bayesian perspective, a natural approach to AL is to choose the set of points that maximally reduces the uncertainty in the posterior over model parameters [2]. Unfortunately, solving this combinatorial optimization problem is NP-hard. Most AL methods iteratively solve a greedy approximation, e.g. using maximum entropy [3] or maximum information gain [2, 4]. These approaches alternate between querying a single data point and updating the model, until the query budget is exhausted. However, as we discuss below, such greedy methods have severe limitations in modern machine learning applications, where datasets are massive and models often have millions of parameters.

A possible remedy is to select an entire *batch* of points at every AL iteration. Batch AL approaches dramatically reduce the computational burden caused by repeated model updates, while resulting in much more significant learning updates. Unfortunately, naively constructing a batch using traditional




Figure 1: Batch construction of different AL methods on *cifar10*, shown as a t-SNE projection [12]. Given 5000 labeled points (colored by class), a batch of 200 points (black crosses) is queried.

acquisition functions still leads to highly correlated queries [5], i.e. a large part of the budget is spent on repeatedly choosing nearby points. Despite recent interest in batch methods [5–8], there currently exists no principled, scalable Bayesian batch AL algorithm.

In this paper, we propose a novel Bayesian batch AL approach that mitigates these issues. The key idea is to re-cast batch construction as optimizing a sparse subset approximation to the log posterior induced by the full dataset. This formulation of AL is inspired by recent work on *Bayesian coresets* [9, 10]. We leverage these similarities and use the Frank-Wolfe algorithm [11] to enable efficient Bayesian AL at scale. We derive interpretable closed-form solutions for linear and logistic regression models, revealing close connections to existing AL methods in these cases. By using random projections, we further generalize our algorithm to work with any model with a tractable likelihood. We demonstrate the benefits of our approach on several large-scale regression and classification tasks.

2 Background

We consider discriminative models $p(\mathbf{y}|\mathbf{x}, \boldsymbol{\theta})$ parameterized by $\boldsymbol{\theta} \in \Theta$, mapping from inputs $\mathbf{x} \in \mathcal{X}$ to a distribution over outputs $\mathbf{y} \in \mathcal{Y}$. Given a labeled dataset $\mathcal{D}_0 = \{\mathbf{x}_n, \mathbf{y}_n\}_{n=1}^N$, the learning task consists of performing inference over the parameters $\boldsymbol{\theta}$ to obtain the posterior distribution $p(\boldsymbol{\theta}|\mathcal{D}_0)$. In the AL setting [1], the learner is allowed to choose the data points from which it learns. In addition to the initial dataset \mathcal{D}_0 , we assume access to (i) an unlabeled pool set $\mathcal{X}_p = \{\mathbf{x}_m\}_{m=1}^M$, and (ii) an oracle labeling mechanism which can provide labels $\mathcal{Y}_p = \{\mathbf{y}_m\}_{m=1}^M$ for the corresponding inputs.

Probabilistic AL approaches choose points by considering the posterior distribution of the model parameters. Without any budget constraints, we could query the oracle M times, yielding the complete data posterior through Bayes’ rule,

$$p(\boldsymbol{\theta}|\mathcal{D}_0 \cup (\mathcal{X}_p, \mathcal{Y}_p)) = \frac{p(\boldsymbol{\theta}|\mathcal{D}_0) p(\mathcal{Y}_p|\mathcal{X}_p, \boldsymbol{\theta})}{p(\mathcal{Y}_p|\mathcal{X}_p, \mathcal{D}_0)}, \quad (1)$$

where here $p(\boldsymbol{\theta}|\mathcal{D}_0)$ plays the role of the prior. While the complete data posterior is optimal from a Bayesian perspective, in practice we can only select a subset, or batch, of points $\mathcal{D}' = (\mathcal{X}', \mathcal{Y}') \subseteq \mathcal{D}_p$ due to budget constraints. From an information-theoretic perspective [2], we want to query points $\mathcal{X}' \subseteq \mathcal{X}_p$ that are *maximally informative*, i.e. minimize the *expected* posterior entropy,

$$\mathcal{X}^* = \arg \min_{\mathcal{X}' \subseteq \mathcal{X}_p, |\mathcal{X}'| \leq b} \mathbb{E}_{\mathcal{Y}' \sim p(\mathcal{Y}'|\mathcal{X}', \mathcal{D}_0)} [\mathbb{H}[\boldsymbol{\theta}|\mathcal{D}_0 \cup (\mathcal{X}', \mathcal{Y}')]], \quad (2)$$

where b is a query budget. Solving Eq. (2) directly is intractable, as it requires considering all possible subsets of the pool set. As such, most AL strategies follow a myopic approach that iteratively chooses a single point until the budget is exhausted. Simple heuristics, e.g. maximizing the predictive entropy (MAXENT), are often employed [13, 5]. Houlsby et al. [4] propose BALD, a greedy approximation to Eq. (2) which seeks the point \mathbf{x} that maximizes the decrease in expected entropy:

$$\mathbf{x}^* = \arg \min_{\mathbf{x} \in \mathcal{X}_p} \mathbb{H}[\boldsymbol{\theta}|\mathcal{D}_0] - \mathbb{E}_{\mathbf{y} \sim p(\mathbf{y}|\mathbf{x}, \mathcal{D}_0)} [\mathbb{H}[\boldsymbol{\theta}|\mathbf{x}, \mathbf{y}, \mathcal{D}_0]]. \quad (3)$$

While such greedy strategies can be near-optimal in certain cases [14, 15], they become severely limited for large-scale settings. In particular, it is computationally infeasible to re-train the model after every acquired data point, e.g. re-training a ResNet [16] thousands of times is clearly impractical.

Even if such an approach were feasible, the addition of a single point to the training set is likely to have a negligible effect on the parameter posterior distribution [5]. Since the model changes only marginally after each update, subsequent queries thus result in acquiring similar points in data space. As a consequence, there has been renewed interest in finding tractable batch AL formulations. Perhaps the simplest approach is to naively select the b highest-scoring points according to a standard acquisition function. However, such naive batch construction methods still result in highly correlated queries [5]. This issue is highlighted in Fig. 1, where both MAXENT (Fig. 1a) and BALD (Fig. 1b) expend a large part of the budget on repeatedly choosing nearby points.

3 Bayesian batch active learning as sparse subset approximation

We propose a novel probabilistic batch AL algorithm that mitigates the issues mentioned above. Our method generates batches that cover the entire data manifold (Fig. 1c), and, as we will show later, are highly effective for performing posterior inference over the model parameters. Note that while our approach alternates between acquiring data points and updating the model for several iterations in practice, we restrict the derivations hereafter to a single iteration for simplicity.

The key idea behind our batch AL approach is to choose a batch \mathcal{D}' , such that the updated log posterior $\log p(\theta|\mathcal{D}_0 \cup \mathcal{D}')$ best approximates the complete data log posterior $\log p(\theta|\mathcal{D}_0 \cup \mathcal{D}_p)$. In AL, we do not have access to the labels before querying the pool set. We therefore take expectation w.r.t. the current predictive posterior distribution $p(\mathcal{Y}_p|\mathcal{X}_p, \mathcal{D}_0) = \int p(\mathcal{Y}_p|\mathcal{X}_p, \theta) p(\theta|\mathcal{D}_0) d\theta$. The expected complete data log posterior is thus

$$\begin{aligned} \mathbb{E}_{\mathcal{Y}_p} [\log p(\theta|\mathcal{D}_0 \cup (\mathcal{X}_p, \mathcal{Y}_p))] &= \log p(\theta|\mathcal{D}_0) + \mathbb{E}_{\mathcal{Y}_p} [\log p(\mathcal{Y}_p|\mathcal{X}_p, \theta)] + \mathbb{H}[\mathcal{Y}_p|\mathcal{X}_p, \mathcal{D}_0] \\ &= \log p(\theta|\mathcal{D}_0) + \sum_{m=1}^M \underbrace{\left(\mathbb{E}_{\mathbf{y}_m} [\log p(\mathbf{y}_m|\mathbf{x}_m, \theta)] + \mathbb{H}[\mathbf{y}_m|\mathbf{x}_m, \mathcal{D}_0] \right)}_{\mathcal{L}_m(\theta)}, \end{aligned} \quad (4)$$

where the second equality assumes conditional independence of the outputs given the corresponding inputs. This assumption holds for the type of factorized predictive posteriors we consider, e.g. as induced by Gaussian or Multinomial likelihood models.

Batch construction as sparse approximation Taking inspiration from Bayesian coresets [9, 10], we re-cast Bayesian batch construction as a sparse approximation to the expected complete data log posterior. Since the first term in Eq. (4) only depends on \mathcal{D}_0 , it suffices to choose the batch that best approximates $\sum_m \mathcal{L}_m(\theta)$. Similar to Campbell and Broderick [10], we view $\mathcal{L}_m : \Theta \mapsto \mathbb{R}$ and $\mathcal{L} = \sum_m \mathcal{L}_m$ as vectors in function space. Letting $\mathbf{w} \in \{0, 1\}^M$ be a weight vector indicating which points to include in the AL batch, and denoting $\mathcal{L}(\mathbf{w}) = \sum_m w_m \mathcal{L}_m$ (with slight abuse of notation), we convert the problem of constructing a batch to a sparse subset approximation problem, i.e.

$$\mathbf{w}^* = \underset{\mathbf{w}}{\text{minimize}} \|\mathcal{L} - \mathcal{L}(\mathbf{w})\|^2 \quad \text{subject to} \quad w_m \in \{0, 1\} \quad \forall m, \quad \sum_m \mathbb{1}_{w_m} \leq b. \quad (5)$$

Intuitively, Eq. (5) captures the key objective of our framework: a “good” approximation to \mathcal{L} implies that the resulting posterior will be close to the (expected) posterior had we observed the complete pool set. Since solving Eq. (5) is generally intractable, in what follows we propose a generic algorithm to efficiently find an approximate solution.

Inner products and Hilbert spaces We propose to construct our batches by solving Eq. (5) in a Hilbert space induced by an inner product $\langle \mathcal{L}_n, \mathcal{L}_m \rangle$ between function vectors, with associated norm $\|\cdot\|$. Below, we discuss the choice of specific inner products. Importantly, this choice introduces a notion of *directionality* into the optimization procedure, enabling our approach to adaptively construct query batches while implicitly accounting for similarity between selected points.

Frank-Wolfe optimization To approximately solve the optimization problem in Eq. (5) we follow the work of Campbell and Broderick [10], i.e. we relax the binary weight constraint to be non-negative and replace the cardinality constraint with a polytope constraint. Let $\sigma_m = \|\mathcal{L}_m\|$, $\sigma = \sum_m \sigma_m$, and

$\mathbf{K} \in \mathbb{R}^{M \times M}$ be a kernel matrix with $K_{mn} = \langle \mathcal{L}_m, \mathcal{L}_n \rangle$. The relaxed optimization problem is

$$\underset{\mathbf{w}}{\text{minimize}} \quad (\mathbf{1} - \mathbf{w})^T \mathbf{K} (\mathbf{1} - \mathbf{w}) \quad \text{subject to} \quad w_m \geq 0 \quad \forall m, \quad \sum_m w_m \sigma_m = \sigma, \quad (6)$$

where we used $\|\mathcal{L} - \mathcal{L}(\mathbf{w})\|^2 = (\mathbf{1} - \mathbf{w})^T \mathbf{K} (\mathbf{1} - \mathbf{w})$. The polytope has vertices $\{\sigma/\sigma_m \mathbf{1}_m\}_{m=1}^M$ and contains the point $\mathbf{w} = [1, 1, \dots, 1]^T$. Eq. (6) can be solved efficiently using the Frank-Wolfe algorithm [11], yielding the optimal weights \mathbf{w}^* after b iterations. The complete AL procedure, *Active Bayesian CoreSets with Frank-Wolfe optimization* (ACS-FW), is outlined in Appendix A (see Algorithm A.1). The key computation in Algorithm A.1 (Line 6) is

$$\left\langle \mathcal{L} - \mathcal{L}(\mathbf{w}), \frac{1}{\sigma_n} \mathcal{L}_n \right\rangle = \frac{1}{\sigma_n} \sum_{m=1}^N (1 - w_m) \langle \mathcal{L}_m, \mathcal{L}_n \rangle, \quad (7)$$

which only depends on the inner products $\langle \mathcal{L}_m, \mathcal{L}_n \rangle$ and norms $\sigma_n = \|\mathcal{L}_n\|$. At each iteration, the algorithm greedily selects the vector \mathcal{L}_f most aligned with the residual error $\mathcal{L} - \mathcal{L}(\mathbf{w})$. The weights \mathbf{w} are then updated according to a line search along the f^{th} vertex of the polytope (recall that the optimum of a convex objective over a polytope—as in Eq. (6)—is attained at the vertices), which by construction is the f^{th} -coordinate unit vector. This corresponds to adding at most one data point to the batch in every iteration. Since the algorithm allows to re-select indices from previous iterations, the resulting weight vector has $\leq b$ non-zero entries. Empirically, we find that this property leads to smaller batches as more data points are acquired.

Since it is non-trivial to leverage the continuous weights returned by the Frank-Wolfe algorithm in a principled way, the final step of our algorithm is to project the weights back to the feasible space, i.e. set $\tilde{w}_m^* = 1$ if $w_m^* > 0$, and 0 otherwise. While this projection step increases the approximation error, we show in Section 7 that our method is still effective in practice. We leave the exploration of alternative optimization procedures that do not require this projection step to future work.

Choice of inner products We employ weighted inner products of the form $\langle \mathcal{L}_n, \mathcal{L}_m \rangle_{\hat{\pi}} = \mathbb{E}_{\hat{\pi}} [\langle \mathcal{L}_n, \mathcal{L}_m \rangle]$, where we choose $\hat{\pi}$ to be the current posterior $p(\theta|\mathcal{D}_0)$. We consider two specific inner products with desirable analytical and computational properties; however, other choices are possible. First, we define the weighted Fisher inner product [17, 10]

$$\langle \mathcal{L}_n, \mathcal{L}_m \rangle_{\hat{\pi}, \mathcal{F}} = \mathbb{E}_{\hat{\pi}} [\nabla_{\theta} \mathcal{L}_n(\theta)^T \nabla_{\theta} \mathcal{L}_m(\theta)], \quad (8)$$

which is reminiscent of information-theoretic quantities but requires taking gradients of the expected log-likelihood terms¹ w.r.t. the parameters. In Section 4, we show that for specific models this choice leads to simple, interpretable expressions that are closely related to existing AL procedures.

An alternative choice that lifts the restriction of having to compute gradients is the weighted Euclidean inner product, which considers the marginal likelihood of data points [10],

$$\langle \mathcal{L}_n, \mathcal{L}_m \rangle_{\hat{\pi}, 2} = \mathbb{E}_{\hat{\pi}} [\mathcal{L}_n(\theta) \mathcal{L}_m(\theta)]. \quad (9)$$

The key advantage of this inner product is that it only requires tractable likelihood computations. In Section 5 this will prove highly useful in providing a black-box method for these computations in any model (that has a tractable likelihood) using random feature projections.

Method overview In summary, we (i) consider the \mathcal{L}_m in Eq. (4) as vectors in function space and re-cast batch construction as a sparse approximation to the full data log posterior from Eq. (5); (ii) replace the cardinality constraint with a polytope constraint in a Hilbert space, and relax the binary weight constraint to non-negativity; (iii) solve the resulting optimization problem in Eq. (6) using Algorithm A.1; (iv) construct the AL batch by including all points $\mathbf{x}_m \in \mathcal{X}_p$ with $w_m^* > 0$.

4 Analytic expressions for linear models

In this section, we use the weighted Fisher inner product from Eq. (8) to derive closed-form expressions of the key quantities of our algorithm for two types of models: Bayesian linear regression and

¹Note that the entropy term in \mathcal{L}_m (see Eq. (4)) vanishes under this norm as the gradient for θ is zero.

logistic regression. Although the considered models are relatively simple, they can be used flexibly to construct more powerful models that still admit closed-form solutions. For example, in Section 7 we demonstrate how using neural linear models [18, 19] allows to perform efficient AL on several regression tasks. We consider arbitrary models and inference procedures in Section 5.

Linear regression Consider the following model for scalar Bayesian linear regression,

$$y_n = \boldsymbol{\theta}^T \mathbf{x}_n + \epsilon_n, \quad \epsilon_n \sim \mathcal{N}(0, \sigma_0^2), \quad \boldsymbol{\theta} \sim p(\boldsymbol{\theta}), \quad (10)$$

where $p(\boldsymbol{\theta})$ is a factorized Gaussian prior with unit variance; extensions to richer Gaussian priors are straightforward. Given a labeled dataset \mathcal{D}_0 , the posterior is given in closed form as $p(\boldsymbol{\theta}|\mathcal{D}_0, \sigma_0^2) = \mathcal{N}(\boldsymbol{\theta}; (\mathbf{X}^T \mathbf{X} + \sigma_0^2 \mathbf{I})^{-1} \mathbf{X}^T \mathbf{y}, \boldsymbol{\Sigma}_\theta)$ with $\boldsymbol{\Sigma}_\theta = \sigma_0^2 (\mathbf{X}^T \mathbf{X} + \sigma_0^2 \mathbf{I})^{-1}$. For this model, a closed-form expression for the inner product in Eq. (8) is

$$\langle \mathcal{L}_n, \mathcal{L}_m \rangle_{\hat{\pi}, \mathcal{F}} = \frac{\mathbf{x}_n^T \mathbf{x}_m}{\sigma_0^4} \mathbf{x}_n^T \boldsymbol{\Sigma}_\theta \mathbf{x}_m, \quad (11)$$

where $\hat{\pi}$ is chosen to be the posterior $p(\boldsymbol{\theta}|\mathcal{D}_0, \sigma_0^2)$. See Appendix B.1 for details on this derivation. We can make a direct comparison with BALD [2, 4] by treating the squared norm of a data point with itself as a greedy acquisition function,² $\alpha_{\text{ACS}}(\mathbf{x}_n; \mathcal{D}_0) = \langle \mathcal{L}_n, \mathcal{L}_n \rangle_{\hat{\pi}, \mathcal{F}}$, yielding,

$$\alpha_{\text{ACS}}(\mathbf{x}_n; \mathcal{D}_0) = \frac{\mathbf{x}_n^T \mathbf{x}_n}{\sigma_0^4} \mathbf{x}_n^T \boldsymbol{\Sigma}_\theta \mathbf{x}_n, \quad \alpha_{\text{BALD}}(\mathbf{x}_n; \mathcal{D}_0) = \frac{1}{2} \log \left(1 + \frac{\mathbf{x}_n^T \boldsymbol{\Sigma}_\theta \mathbf{x}_n}{\sigma_0^2} \right). \quad (12)$$

The two functions share the term $\mathbf{x}_n^T \boldsymbol{\Sigma}_\theta \mathbf{x}_n$, but BALD wraps the term in a logarithm whereas α_{ACS} scales it by $\mathbf{x}_n^T \mathbf{x}_n$. The magnitude term implies that α_{ACS} has connections to *leverage scores* [20–22], which are used when subsampling for linear regression. In this literature, the squared norm $\mathbf{x}_n^T \mathbf{x}_n$ quantifies the degree to which those covariates influence the least-squares solution. Therefore, the feature vectors with the largest norms (the most leverage) should be kept when subsampling the data. Hence, we can interpret α_{ACS} as augmenting BALD with a leverage score. Further, Ting and Brochu [23] show that leverage scores are equivalent to influence functions, i.e. the likelihood score scaled by the inverse Fisher information, when the regression responses are integrated out. Thus, α_{ACS} can also be viewed as combining (expected) influence functions and BALD. Dropping $\mathbf{x}_n^T \mathbf{x}_n$ from α_{ACS} makes the two quantities proportional— $\exp(2\alpha_{\text{BALD}}(\mathbf{x}_n; \mathcal{D}_0)) \propto \alpha_{\text{ACS}}(\mathbf{x}_n; \mathcal{D}_0)$ —and thus equivalent under a greedy maximizer.

Logistic regression Consider the following model for Bayesian logistic regression,

$$p(y_n|\mathbf{x}_n, \boldsymbol{\theta}) = \text{Ber}(\sigma(\boldsymbol{\theta}^T \mathbf{x}_n)), \quad \sigma(z) = \frac{1}{1 + \exp(-z)}, \quad \boldsymbol{\theta} \sim p(\boldsymbol{\theta}), \quad (13)$$

where we again assume $p(\boldsymbol{\theta})$ is a factorized Gaussian with unit variance. For this model, the exact parameter posterior distribution is intractable due to the non-linear likelihood. We assume an approximation of the form $p(\boldsymbol{\theta}|\mathcal{D}_0) \approx \mathcal{N}(\boldsymbol{\theta}; \boldsymbol{\mu}_\theta, \boldsymbol{\Sigma}_\theta)$, e.g. obtained by using a Laplace approximation or expectation propagation [24]. Since the posterior predictive is also intractable in this setting, we use the standard probit approximation $\sigma(z) \approx \Phi(z)$ with $\Phi(\cdot)$ representing the standard Normal cumulative density function (cdf) [25]. This choice yields a closed-form solution for Eq. (8),

$$\begin{aligned} \langle \mathcal{L}_n, \mathcal{L}_m \rangle_{\hat{\pi}, \mathcal{F}} &= \mathbf{x}_n^T \mathbf{x}_m \left(\text{BvN}(\zeta_n, \zeta_m, \rho_{n,m}) - \Phi(\zeta_n)\Phi(\zeta_m) \right) \\ \zeta_i &= \frac{\boldsymbol{\mu}_\theta^T \mathbf{x}_i}{\sqrt{1 + \mathbf{x}_i^T \boldsymbol{\Sigma}_\theta \mathbf{x}_i}} \quad \rho_{n,m} = \frac{\mathbf{x}_n^T \boldsymbol{\Sigma}_\theta \mathbf{x}_m}{\sqrt{1 + \mathbf{x}_n^T \boldsymbol{\Sigma}_\theta \mathbf{x}_n} \sqrt{1 + \mathbf{x}_m^T \boldsymbol{\Sigma}_\theta \mathbf{x}_m}}, \end{aligned} \quad (14)$$

where $\text{BvN}(\cdot)$ is the bi-variate Normal cdf. We again view $\alpha_{\text{ACS}}(\mathbf{x}_n; \mathcal{D}_0) = \langle \mathcal{L}_n, \mathcal{L}_n \rangle_{\hat{\pi}, \mathcal{F}}$ as an acquisition function and re-write Eq. (14) as

$$\alpha_{\text{ACS}}(\mathbf{x}_n; \mathcal{D}_0) = \mathbf{x}_n^T \mathbf{x}_n \left(\Phi(\zeta_n)(1 - \Phi(\zeta_n)) - 2T\left(\zeta_n, \frac{1}{\sqrt{1 + 2\mathbf{x}_n^T \boldsymbol{\Sigma}_\theta \mathbf{x}_n}}\right) \right), \quad (15)$$

where $T(\cdot, \cdot)$ is Owen’s T function [26]. See Appendix B.2 for the full derivation of Eqs. (14) and (15). Eq. (15) has a simple and intuitive form that accounts for the magnitude of the input vector (again establishing a connection to leverage scores [20]), and a regularized term for the predictive variance.

²We only introduce α_{ACS} to compare to other acquisition functions; in practice we use Algorithm A.1.

5 Random projections for non-linear models

In Section 4, we have derived closed-form expressions of the weighted Fisher inner product for two specific types of models. However, this approach suffers from two shortcomings. First, it is limited to models for which the inner product can be evaluated in closed form, e.g. linear regression or probit regression. Second, the resulting algorithm requires $\mathcal{O}(|\mathcal{P}|^2)$ computations to construct a batch, restricting our approach to moderately-sized pool sets.

We address both of these issues using random feature projections, allowing us to approximate the key quantities required for the batch construction. In Algorithm A.2, we introduce a procedure that works for *any* model with a tractable likelihood, scaling only linearly in the pool set size $|\mathcal{P}|$. To keep the exposition simple, we consider models in which the expectation of $\mathcal{L}_n(\boldsymbol{\theta})$ w.r.t. $p(\mathbf{y}_n|\mathbf{x}_n, \mathcal{D}_0)$ is tractable, but we stress that our algorithm could work with sampling for that expectation as well.

While it is easy to construct a projection for the weighted Fisher inner product [10], its dependence on the number of model parameters through the gradient makes it difficult to scale it to more complex models. We therefore only consider projections for the weighted Euclidean inner product from Eq. (9), which we found to perform comparably in practice. The appropriate projection is [10]

$$\hat{\mathcal{L}}_n = \frac{1}{\sqrt{J}} [\mathcal{L}_n(\boldsymbol{\theta}_1), \dots, \mathcal{L}_n(\boldsymbol{\theta}_J)]^T, \quad \boldsymbol{\theta}_j \sim \hat{\pi}, \quad (16)$$

i.e. $\hat{\mathcal{L}}_n$ represents the J -dimensional projection of \mathcal{L}_n in Euclidean space. Given this projection, we are able to approximate inner products as dot products between vectors,

$$\langle \mathcal{L}_n, \mathcal{L}_m \rangle_{\hat{\pi}, 2} \approx \hat{\mathcal{L}}_n^T \hat{\mathcal{L}}_m, \quad (17)$$

where $\hat{\mathcal{L}}_n^T \hat{\mathcal{L}}_m$ can be viewed as an unbiased sample estimator of $\langle \mathcal{L}_n, \mathcal{L}_m \rangle_{\hat{\pi}, 2}$ using J Monte Carlo samples from the posterior $\hat{\pi}$. Importantly, Eq. (16) can be calculated for any model with a tractable likelihood. Since in practice we only require inner products of the form $\langle \mathcal{L} - \mathcal{L}(\mathbf{w}), \mathcal{L}_n / \sigma_n \rangle_{\hat{\pi}, 2}$, batches can be efficiently constructed in $\mathcal{O}(|\mathcal{P}|J)$ time. As we show in Section 7, this enables us to scale our algorithm up to pool sets comprising hundreds of thousands of examples.

6 Related work

Bayesian AL approaches attempt to query points that maximally reduce model uncertainty. Common heuristics to this intractable problem greedily choose points where the predictive posterior is most uncertain, e.g. maximum variance and maximum entropy [3], or that maximally improve the expected information gain [2, 4]. Since it is unclear how to extend these methods to the batch setting in a principled way, their scalability is limited. Recent work on improving inference for AL with deep probabilistic models [27, 13] used datasets with at most 10 000 data points and few model updates.

There has been great interest in batch AL recently. The literature is dominated by non-probabilistic methods, which commonly trade off diversity and uncertainty. Many approaches are model-specific, e.g. for linear regression [28], logistic regression [29, 30], and k-nearest neighbors [31]; our method works for any model with a tractable likelihood. Others [6–8] follow optimization-based approaches that require optimization over a large number of variables. As these methods scale quadratically with the number of data points, they are limited to smaller pool sets. Probabilistic batch methods mostly focus on Bayesian optimization problems (e.g. [32–34]). While AL with non-parametric models [35] could benefit from that work, scaling such models to large datasets remains challenging. Our work therefore provides the first principled, scalable and model-agnostic Bayesian batch AL approach.

Similar to us, Sener and Savarese [5] formulate AL as a core-set selection problem. They construct batches by solving a k -center problem, attempting to minimize the maximum distance to one of the k queried data points. Since this approach heavily relies on the geometry in data space, it requires an expressive feature representation. For example, Sener and Savarese [5] only consider ConvNet representations learned on highly structured image data. In contrast, our work is inspired by Bayesian coresets [9, 10], which enable scalable Bayesian inference by approximating the log-likelihood of a labeled dataset with a sparse weighted subset thereof. Consequently, our method is less reliant on a structured feature space and only requires to evaluate log-likelihood terms.

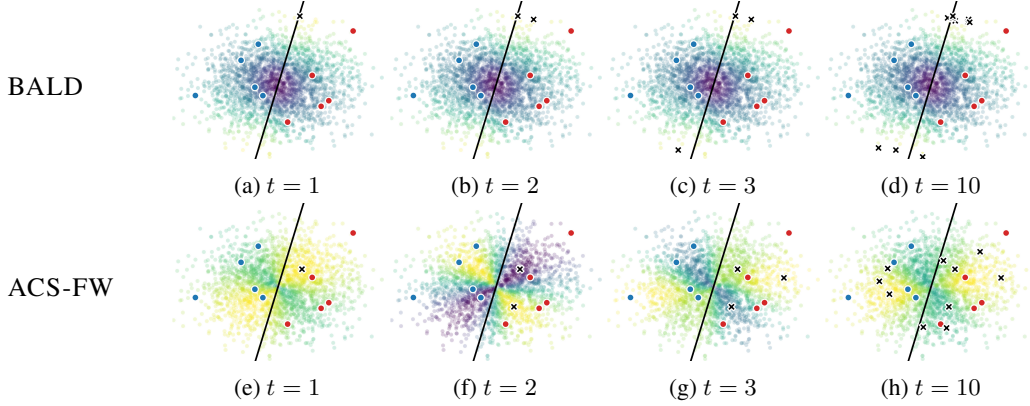


Figure 2: Batches constructed by BALD (top) and ACS-FW (bottom) on a logistic regression task. 10 training data points (red, blue) were sampled from a standard bi-variate Normal, and labeled according to $p(y|x) = \text{Ber}(5x_1 + 0x_2)$. At each step t , one unlabeled point (black cross) is queried from the pool set (colored according to acquisition function³; bright is higher). The current mean decision boundary of the model is shown as a black line. Best viewed in color.

7 Experiments and results

We perform experiments to answer the following questions: (1) does our approach avoid correlated queries, (2) is our method competitive with greedy methods in the small-data regime, and (3) does our method scale to large datasets and models? We address questions (1) and (2) on several linear and logistic regression tasks using the closed-form solutions derived in Section 4, and question (3) on large-scale regression and classification datasets by leveraging the projections from Section 5. Full experimental details are deferred to Appendix C.

Does our approach avoid correlated queries? In Fig. 1, we have seen that traditional AL methods are prone to correlated queries. To investigate this further, in Fig. 2 we compare batches selected by ACS-FW and BALD on a simple logistic regression task. Since BALD has no explicit batch construction mechanism, we naively choose the $b = 10$ most informative points according to BALD. While the BALD acquisition function does not change during batch construction, $\alpha_{\text{ACS}}(\mathbf{x}_n; \mathcal{D}_0)$ rotates after each selected data point. This provides further intuition about why ACS-FW is able to spread the batch in data space, avoiding the strongly correlated queries that BALD produces.

Is our method competitive with greedy methods in the small-data regime? We evaluate the performance of ACS-FW on several UCI regression datasets. We compare against maximum entropy (MAXENT)⁴ and RANDOM. Starting with 20 labeled points sampled randomly from the pool set, we use each AL method to iteratively grow the training dataset by requesting batches of size $b = 10$ until the budget of 100 queries is exhausted. To guarantee fair comparisons, all methods use the same neural linear model, i.e. a Bayesian linear regression model with a deterministic neural network feature extractor [19]. In this setting, posterior inference can be done in closed form [19]. The model is re-trained for 1000 epochs after every AL iteration using Adam [36]. After each iteration, we evaluate RMSE on a held-out set. Experiments are repeated for 40 seeds, using randomized 80/20% train-test splits. Further details, including architectures and learning rates, are in Appendix C.

The results are summarized in Table 1. ACS-FW consistently outperforms RANDOM by a large margin (unlike MAXENT), and is mostly on par with MAXENT on smaller datasets. While the results are encouraging, greedy procedures still often yield better results in these small-data regimes; see Table 1, MAXENT (greedy). We conjecture that this is because single data points *do have* significant impact on the posterior. The benefits of using ACS-FW become clearer with increasing dataset size: as shown in Fig. 3, ACS-FW achieves much more data-efficient learning on larger datasets.

³We use α_{ACS} (see Eq. (15)) as an acquisition function for ACS-FW only for the sake of visualization.

⁴Note that MAXENT and BALD [2, 4] are equivalent in this case.

Table 1: Final test RMSE on UCI regression datasets averaged over 40 (year: 5) seeds.

	N	d	RANDOM	MAXENT	ACS-FW	MAXENT (greedy)
yacht	308	6	1.342 ± 0.0404	0.991 ± 0.0423	1.033 ± 0.0374	0.940 ± 0.0355
boston	506	13	4.084 ± 0.0523	3.681 ± 0.0826	3.851 ± 0.0880	3.523 ± 0.0736
energy	768	8	1.017 ± 0.0421	1.463 ± 0.0863	0.841 ± 0.0348	1.038 ± 0.0596
power	9568	4	5.135 ± 0.0471	4.977 ± 0.0396	4.978 ± 0.0443	4.865 ± 0.0370
year	515 345	90	13.130 ± 0.0463	12.924 ± 0.0521	12.205 ± 0.0286	N/A

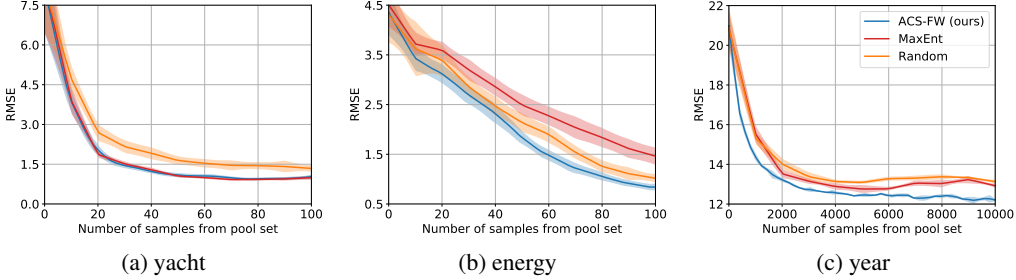


Figure 3: Test RMSE on UCI regression datasets averaged over 40 (a-b) and 5 (c) seeds during AL. Error bars denote two standard errors.

Does our method scale to large datasets and models? Leveraging the projections from Section 5, we apply ACS-FW to large-scale datasets and complex models. We demonstrate the benefits of our approach on *year*, a UCI regression dataset with ca. 450 000 data points, and on the classification datasets *cifar10*, *SVHN* and *Fashion MNIST*. Greedy methods would be impractical in these cases.

For *year*, we again use a neural linear model, start with 200 labeled points and allow for batches of size $b = 1000$ until the budget of 10 000 queries is exhausted. We average the results over 5 seeds, using randomized 80/20% train-test splits. As can be seen in Fig. 3c, our approach significantly outperforms both RANDOM and MAXENT during the entire AL process.

For the classification experiments, we start with 1000 (*cifar10*: 5000) labeled points and request batches of size $b = 3000$ (5000), up to a budget of 12 000 (20 000) points. We additionally compare to BALD as well as two batch AL algorithms, namely K-MEDOIDS and K-CENTER [5]. Performance is measured in terms of accuracy on a holdout test set comprising 10 000 (*Fashion MNIST*: 26 032, as is standard) points, with the remainder used for training. We use a neural linear model with a ResNet18 [16] feature extractor, trained from scratch at every AL iteration for 250 epochs using Adam [36]. Since posterior inference is intractable in the multi-class setting, we resort to variational inference with mean-field Gaussian approximations [37, 38].

Fig. 4 demonstrates that in all cases ACS-FW significantly outperforms RANDOM, which is a strong baseline in AL [5, 13, 27]. Somewhat surprisingly, we find that the probabilistic methods (BALD and MAXENT), provide strong baselines as well, and consistently outperform RANDOM. We discuss this point and provide further experimental results in Appendix D. Finally, Fig. 4 demonstrates that in all cases ACS-FW performs at least as well as its competitors, including state-of-the-art non-probabilistic batch AL approaches such as K-CENTER. These results demonstrate that ACS-FW can usefully apply probabilistic reasoning to AL at scale, without any sacrifice in performance.

8 Conclusion and future work

We have introduced a novel Bayesian batch AL approach based on sparse subset approximations. Our methodology yields intuitive closed-form solutions, revealing its connection to BALD as well as leverage scores. Yet more importantly, our approach admits relaxations (i.e. random projections) that allow it to tackle challenging large-scale AL problems with general non-linear probabilistic models. Leveraging the Frank-Wolfe weights in a principled way and investigating how this method interacts with alternative approximate inference procedures are interesting avenues for future work.

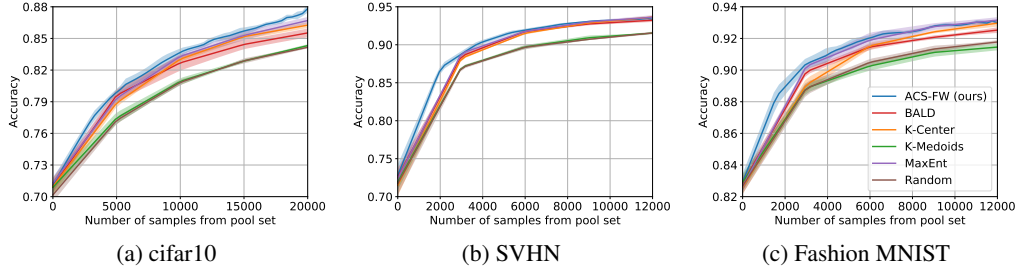


Figure 4: Test accuracy on classification tasks over 5 seeds. Error bars denote two standard errors.

Acknowledgments

Robert Pinsler receives funding from iCASE grant #1950384 with support from Nokia. Jonathan Gordon, Eric Nalisnick and José Miguel Hernández-Lobato acknowledge support from Samsung. We thank Adrià Garriga-Alonso, James Requeima, Marton Havasi and Carl Edward Rasmussen for helpful feedback and discussions.

References

- [1] Burr Settles. Active learning. *Synthesis Lectures on Artificial Intelligence and Machine Learning*, 6(1):1–114, 2012.
- [2] David JC MacKay. Information-based objective functions for active data selection. *Neural computation*, 4(4):590–604, 1992.
- [3] Claude Elwood Shannon. A mathematical theory of communication. *Bell System Technical Journal*, 27(3):379–423, 1948.
- [4] Neil Houlsby, Ferenc Huszár, Zoubin Ghahramani, and Máté Lengyel. Bayesian active learning for classification and preference learning. *arXiv Preprint arXiv:1112.5745*, 2011.
- [5] Ozan Sener and Silvio Savarese. Active learning for convolutional neural networks: A core-set approach. In *International Conference on Learning Representations*, 2018.
- [6] Ehsan Elhamifar, Guillermo Sapiro, Allen Yang, and S Shankar Sasrty. A convex optimization framework for active learning. In *IEEE International Conference on Computer Vision*, pages 209–216, 2013.
- [7] Yuhong Guo. Active instance sampling via matrix partition. In *Advances in Neural Information Processing Systems*, pages 802–810, 2010.
- [8] Yi Yang, Zhigang Ma, Feiping Nie, Xiaojun Chang, and Alexander G Hauptmann. Multi-class active learning by uncertainty sampling with diversity maximization. *International Journal of Computer Vision*, 113(2):113–127, 2015.
- [9] Jonathan Huggins, Trevor Campbell, and Tamara Broderick. Coresets for scalable Bayesian logistic regression. In *Advances in Neural Information Processing Systems*, pages 4080–4088, 2016.
- [10] Trevor Campbell and Tamara Broderick. Automated scalable Bayesian inference via Hilbert coresets. *The Journal of Machine Learning Research*, 20(1):551–588, 2019.
- [11] Marguerite Frank and Philip Wolfe. An algorithm for quadratic programming. *Naval Research Logistics Quarterly*, 3(1-2):95–110, 1956.
- [12] Laurens van der Maaten and Geoffrey Hinton. Visualizing data using t-SNE. *Journal of Machine Learning Research*, 9(Nov):2579–2605, 2008.
- [13] Yarin Gal, Riashat Islam, and Zoubin Ghahramani. Deep Bayesian active learning with image data. *arXiv Preprint arXiv:1703.02910*, 2017.

- [14] Daniel Golovin and Andreas Krause. Adaptive submodularity: Theory and applications in active learning and stochastic optimization. *Journal of Artificial Intelligence Research*, 42: 427–486, 2011.
- [15] Sanjoy Dasgupta. Analysis of a greedy active learning strategy. In *Advances in Neural Information Processing Systems*, pages 337–344, 2005.
- [16] Kaiming He, Xiangyu Zhang, Shaoqing Ren, and Jian Sun. Deep residual learning for image recognition. In *IEEE Conference on Computer Vision and Pattern Recognition*, pages 770–778, 2016.
- [17] Oliver Johnson and Andrew Barron. Fisher information inequalities and the central limit theorem. *Probability Theory and Related Fields*, 129(3):391–409, 2004.
- [18] Andrew Gordon Wilson, Zhiting Hu, Ruslan Salakhutdinov, and Eric P Xing. Deep kernel learning. In *Artificial Intelligence and Statistics*, pages 370–378, 2016.
- [19] Carlos Riquelme, George Tucker, and Jasper Snoek. Deep Bayesian bandits showdown. In *International Conference on Learning Representations*, 2018.
- [20] Petros Drineas, Malik Magdon-Ismail, Michael W Mahoney, and David P Woodruff. Fast approximation of matrix coherence and statistical leverage. *Journal of Machine Learning Research*, 13(Dec):3475–3506, 2012.
- [21] Ping Ma, Michael W Mahoney, and Bin Yu. A statistical perspective on algorithmic leveraging. *The Journal of Machine Learning Research*, 16(1):861–911, 2015.
- [22] Michal Dereziński, Manfred K Warmuth, and Daniel J Hsu. Leveraged volume sampling for linear regression. In *Advances in Neural Information Processing Systems*, pages 2510–2519, 2018.
- [23] Daniel Ting and Eric Brochu. Optimal subsampling with influence functions. In *Advances in Neural Information Processing Systems*, pages 3654–3663, 2018.
- [24] Christopher M Bishop. *Pattern recognition and machine learning*. Springer, 2006.
- [25] Kevin P Murphy. *Machine learning: A probabilistic perspective*. MIT Press, 2012.
- [26] Donald B Owen. Tables for computing bivariate normal probabilities. *The Annals of Mathematical Statistics*, 27(4):1075–1090, 1956.
- [27] José Miguel Hernández-Lobato and Ryan Adams. Probabilistic backpropagation for scalable learning of Bayesian neural networks. In *International Conference on Machine Learning*, pages 1861–1869, 2015.
- [28] Kai Yu, Jinbo Bi, and Volker Tresp. Active learning via transductive experimental design. In *International Conference on Machine Learning*, pages 1081–1088, 2006.
- [29] Steven CH Hoi, Rong Jin, Jianke Zhu, and Michael R Lyu. Batch mode active learning and its application to medical image classification. In *International Conference on Machine Learning*, pages 417–424, 2006.
- [30] Yuhong Guo and Dale Schuurmans. Discriminative batch mode active learning. In *Advances in Neural Information Processing Systems*, pages 593–600, 2008.
- [31] Kai Wei, Rishabh Iyer, and Jeff Bilmes. Submodularity in data subset selection and active learning. In *International Conference on Machine Learning*, pages 1954–1963, 2015.
- [32] Javad Azimi, Alan Fern, and Xiaoli Z Fern. Batch Bayesian optimization via simulation matching. In *Advances in Neural Information Processing Systems*, pages 109–117, 2010.
- [33] Javad Azimi, Ali Jalali, and Xiaoli Z Fern. Hybrid batch Bayesian optimization. In *International Conference on Machine Learning*, pages 315–322, 2012.

- [34] Javier González, Zhenwen Dai, Philipp Hennig, and Neil Lawrence. Batch Bayesian optimization via local penalization. In *Artificial Intelligence and Statistics*, pages 648–657, 2016.
- [35] Ashish Kapoor, Kristen Grauman, Raquel Urtasun, and Trevor Darrell. Active learning with Gaussian processes for object categorization. In *IEEE International Conference on Computer Vision*, pages 1–8, 2007.
- [36] Diederik P Kingma and Jimmy Ba. Adam: A method for stochastic optimization. *arXiv Preprint arXiv:1412.6980*, 2014.
- [37] Martin J Wainwright, Michael I Jordan, et al. Graphical models, exponential families, and variational inference. *Foundations and Trends® in Machine Learning*, 1(1–2):1–305, 2008.
- [38] Charles Blundell, Julien Cornebise, Koray Kavukcuoglu, and Daan Wierstra. Weight uncertainty in neural networks. *arXiv Preprint arXiv:1505.05424*, 2015.
- [39] Xavier Glorot and Yoshua Bengio. Understanding the difficulty of training deep feedforward neural networks. In *International Conference on Artificial Intelligence and Statistics*, pages 249–256, 2010.
- [40] Durk P Kingma, Tim Salimans, and Max Welling. Variational dropout and the local reparameterization trick. In *Advances in Neural Information Processing Systems*, pages 2575–2583, 2015.
- [41] Radford M Neal. *Bayesian learning for neural networks*, volume 118. Springer Science & Business Media, 2012.
- [42] Nitish Srivastava, Geoffrey Hinton, Alex Krizhevsky, Ilya Sutskever, and Ruslan Salakhutdinov. Dropout: A simple way to prevent neural networks from overfitting. *The Journal of Machine Learning Research*, 15(1):1929–1958, 2014.
- [43] Yarin Gal and Zoubin Ghahramani. Dropout as a Bayesian approximation: Representing model uncertainty in deep learning. In *International Conference on Machine Learning*, pages 1050–1059, 2016.

A Algorithms

A.1 Active Bayesian coresets with Frank-Wolfe optimization (ACS-FW)

Algorithm A.1 outlines the ACS-FW procedure for a budget b , vectors $\{\mathcal{L}_n\}_{n=1}^N$ and the choice of an inner product $\langle \cdot, \cdot \rangle$ (see Section 2). After computing the norms σ_n and σ (Lines 2 and 3) and initializing the weight vector \mathbf{w} to zero (Line 4), the algorithm performs b iterations of Frank-Wolfe optimization. At each iteration, the Frank-Wolfe algorithm chooses exactly one data point (which can be viewed as nodes on the polytope) to be added to the batch (Line 6). The weight update for this data point can then be computed by performing a line search in closed form [10] (Line 7), and using the step-size to update \mathbf{w} (Line 8). Finally, the optimal weight vector with cardinality $\leq b$ is returned. In practice, we project the weights back to the feasible space by binarizing them (not shown; see Section 2 for more details), as working with the continuous weights directly is non-trivial.

Algorithm A.1 Active Bayesian Coresets with Frank-Wolfe Optimization

```

1: procedure ACS-FW( $b, \{\mathcal{L}_n\}_{n=1}^N, \langle \cdot, \cdot \rangle$ )
2:    $\sigma_n \leftarrow \sqrt{\langle \mathcal{L}_n, \mathcal{L}_n \rangle} \quad \forall n$  ▷ Compute norms
3:    $\sigma \leftarrow \sum_n \sigma_n$ 
4:    $\mathbf{w} \leftarrow \mathbf{0}$  ▷ Initialize weights to 0
5:   for  $t \in 1, \dots, b$  do
6:      $f \leftarrow \arg \max_{n \in N} \left[ \left\langle \mathcal{L} - \mathcal{L}(\mathbf{w}), \frac{1}{\sigma_n} \mathcal{L}_n \right\rangle \right]$  ▷ Greedily select point  $f$ 
7:      $\gamma \leftarrow \frac{\left[ \left\langle \frac{\sigma}{\sigma_f} \mathcal{L}_f - \mathcal{L}(\mathbf{w}), \mathcal{L} - \mathcal{L}(\mathbf{w}) \right\rangle \right]}{\left[ \left\langle \frac{\sigma}{\sigma_f} \mathcal{L}_f - \mathcal{L}(\mathbf{w}), \frac{\sigma}{\sigma_f} \mathcal{L}_f - \mathcal{L}(\mathbf{w}) \right\rangle \right]}$  ▷ Perform line search for step-size  $\gamma$ 
8:      $\mathbf{w} \leftarrow (1 - \gamma)\mathbf{w} + \gamma \frac{\sigma}{\sigma_f} \mathbf{1}_f$  ▷ Update weight for newly selected point
9:   end for
10:  return  $\mathbf{w}$ 
11: end procedure
```

A.2 ACS-FW with random projections

Algorithm A.2 details the process of constructing an AL batch with budget b and J random feature projections for the weighted Euclidean inner product from Eq. (16).

Algorithm A.2 ACS-FW with Random Projections (for Weighted Euclidean Inner Product)

```

1: procedure ACS-FW( $b, J$ )
2:    $\theta_j \sim \hat{\pi} \quad j = 1, \dots, J$  ▷ Sample parameters
3:    $\hat{\mathcal{L}}_n = \frac{1}{\sqrt{J}} [\mathcal{L}_n(\theta_1), \dots, \mathcal{L}_n(\theta_J)]^T \quad \forall n$  ▷ Compute random feature projections
4:   return ACS-FW( $b, \{\hat{\mathcal{L}}_n\}_{n=1}^N, (\cdot)^T(\cdot)$ ) ▷ Call Algorithm A.1 using projections
5: end procedure
```

B Closed-form derivations

B.1 Linear regression

Consider the following model for scalar Bayesian linear regression,

$$y_n = \boldsymbol{\theta}^T \mathbf{x}_n + \epsilon_n, \quad \epsilon_n \sim \mathcal{N}(0, \sigma_0^2), \quad \boldsymbol{\theta} \sim p(\boldsymbol{\theta}),$$

where $p(\boldsymbol{\theta})$ denotes the prior. To avoid notational clutter we assume a factorized Gaussian prior with unit variance, but what follows is easily extended to richer Gaussian priors. Given an initial labeled

dataset \mathcal{D}_0 , the parameter posterior can be computed in closed form as

$$\begin{aligned} p(\boldsymbol{\theta}|\mathcal{D}_0, \sigma_0^2) &= \mathcal{N}(\boldsymbol{\theta}; \boldsymbol{\mu}_\theta, \boldsymbol{\Sigma}_\theta) \\ \boldsymbol{\mu}_\theta &= (\mathbf{X}^T \mathbf{X} + \sigma_0^2 \mathbf{I})^{-1} \mathbf{X}^T \mathbf{y} \\ \boldsymbol{\Sigma}_\theta &= \sigma_0^2 (\mathbf{X}^T \mathbf{X} + \sigma_0^2 \mathbf{I})^{-1}, \end{aligned} \quad (\text{B.18})$$

and the predictive posterior is given by

$$\begin{aligned} p(y_n|\mathbf{x}_n, \mathcal{D}_0, \sigma_0^2) &= \int_{\boldsymbol{\theta}} p(y_n|\mathbf{x}_n, \boldsymbol{\theta}) p(\boldsymbol{\theta}|\mathcal{D}_0, \sigma_0^2) d\boldsymbol{\theta} \\ &= \mathcal{N}(y_n; \boldsymbol{\mu}_\theta^T \mathbf{x}_n, \sigma_0^2 + \mathbf{x}_n^T \boldsymbol{\Sigma}_\theta \mathbf{x}_n). \end{aligned} \quad (\text{B.19})$$

Using this model, we can derive a closed-form term for the inner product in Eq. (8),

$$\begin{aligned} \langle \mathcal{L}_n, \mathcal{L}_m \rangle_{\hat{\pi}, \mathcal{F}} &= \mathbb{E}_{\hat{\pi}} \left[(\nabla_{\boldsymbol{\theta}} \mathcal{L}_n)^T (\nabla_{\boldsymbol{\theta}} \mathcal{L}_m) \right] \\ &= \mathbb{E}_{\hat{\pi}} \left[\left(\frac{1}{\sigma_0^2} (\mathbb{E}[y_n] - \mathbf{x}_n^T \boldsymbol{\theta}) \mathbf{x}_n \right)^T \left(\frac{1}{\sigma_0^2} (\mathbb{E}[y_m] - \mathbf{x}_m^T \boldsymbol{\theta}) \mathbf{x}_m \right) \right] \\ &= \frac{\mathbf{x}_n^T \mathbf{x}_m}{\sigma_0^4} \mathbb{E}_{\hat{\pi}} \left[(\boldsymbol{\mu}_\theta^T \mathbf{x}_n - \boldsymbol{\theta}^T \mathbf{x}_n)^T (\boldsymbol{\mu}_\theta^T \mathbf{x}_m - \boldsymbol{\theta}^T \mathbf{x}_m) \right] \\ &= \frac{\mathbf{x}_n^T \mathbf{x}_m}{\sigma_0^4} (\mathbf{x}_n^T \boldsymbol{\Sigma}_\theta \mathbf{x}_m), \end{aligned}$$

where in the second equality we have taken expectation w.r.t. $p(y_n|\mathbf{x}_n, \mathcal{D}_0, \sigma_0^2)$ from Eq. (B.19), and in the third equality w.r.t. $\hat{\pi} = p(\boldsymbol{\theta}|\mathcal{D}_0, \sigma_0^2)$ from Eq. (B.18). Similarly, we obtain

$$\langle \mathcal{L}_n, \mathcal{L}_n \rangle_{\hat{\pi}, \mathcal{F}} = \frac{\mathbf{x}_n^T \mathbf{x}_n}{\sigma_0^4} (\mathbf{x}_n^T \boldsymbol{\Sigma}_\theta \mathbf{x}_n).$$

For this model, BALD [2, 4] can also be evaluated in closed form:

$$\begin{aligned} \alpha_{\text{BALD}}(\mathbf{x}_n; \mathcal{D}_0) &= \mathbb{H}[\boldsymbol{\theta}|\mathcal{D}_0, \sigma_0^2] - \mathbb{E}_{p(y_n|\mathbf{x}_n, \mathcal{D}_0)} [\mathbb{H}[\boldsymbol{\theta}|\mathbf{x}_n, y_n, \mathcal{D}_0, \sigma_0^2]] \\ &= \frac{1}{2} \mathbb{E}_{\hat{\pi}} \left[\log \frac{\sigma_0^2 + \mathbf{x}_n^T \boldsymbol{\Sigma}_\theta \mathbf{x}_n}{\sigma_0^2} + \frac{\sigma_0^2 + (\boldsymbol{\mu}_\theta^T \mathbf{x}_n - \boldsymbol{\theta}^T \mathbf{x}_n)^2}{\sigma_0^2 + \mathbf{x}_n^T \boldsymbol{\Sigma}_\theta \mathbf{x}_n} - 1 \right] \\ &= \frac{1}{2} \log \left(\sigma_0^2 + \frac{\mathbf{x}_n^T \boldsymbol{\Sigma}_\theta \mathbf{x}_n}{\sigma_0^2} \right). \end{aligned}$$

We can make a direct comparison with BALD by treating the squared norm of a data point with itself as an acquisition function, $\alpha_{\text{ACS}}(\mathbf{x}_n; \mathcal{D}_0) = \langle \mathcal{L}_n, \mathcal{L}_n \rangle_{\hat{\pi}, \mathcal{F}}$, yielding,

$$\alpha_{\text{ACS}}(\mathbf{x}_n; \mathcal{D}_0) = \frac{\mathbf{x}_n^T \mathbf{x}_n}{\sigma_0^4} \mathbf{x}_n^T \boldsymbol{\Sigma}_\theta \mathbf{x}_n.$$

Viewing α_{ACS} as a greedy acquisition function is reasonable as (i) the norm of \mathcal{L}_n is related to the magnitude of the reduction in Eq. (5), and thus can be viewed as a proxy for greedy optimization. (ii) This establishes a link to notions of *sensitivity* from the original work on Bayesian coresets [10, 9], where $\sigma_n = \|\mathcal{L}_n\|$ is the key quantity for constructing the coreset (i.e. by using it for importance sampling or Frank-Wolfe optimization).

As demonstrated in Fig. B.5, dropping $\mathbf{x}_n^T \mathbf{x}_n$ from α_{ACS} makes the two quantities proportional— $\exp(2\alpha_{\text{BALD}}(\mathbf{x}_n; \mathcal{D}_0)) \propto \alpha_{\text{ACS}}(\mathbf{x}_n; \mathcal{D}_0)$ —and thus equivalent under a greedy maximizer.

B.2 Logistic regression

Consider the following model for Bayesian logistic regression,

$$p(y_n|\mathbf{x}_n, \boldsymbol{\theta}) = \text{Ber}(\sigma(\boldsymbol{\theta}^T \mathbf{x}_n)), \quad \sigma(z) := \frac{1}{1 + \exp(-z)}, \quad \boldsymbol{\theta} \sim p(\boldsymbol{\theta}),$$

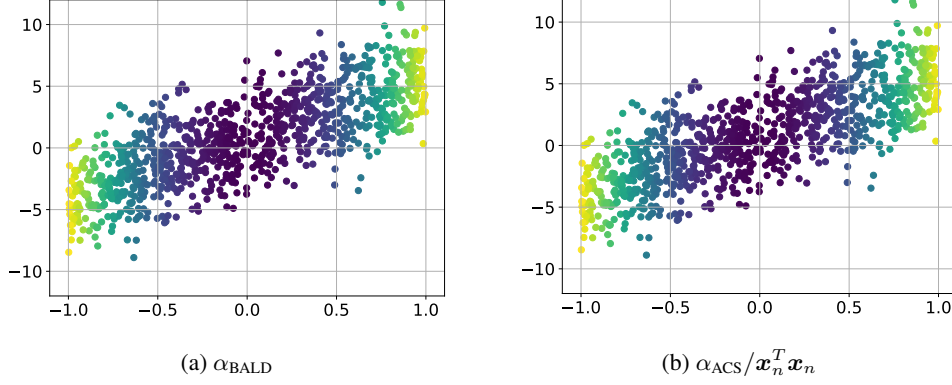


Figure B.5: α_{BALD} and α_{ACS} (without the magnitude term) evaluated on synthetic data drawn from a linear regression model with $y_n = x_n + \epsilon$, where $\epsilon \sim \mathcal{N}(0, 5)$. α_{BALD} and $\alpha_{\text{ACS}} / \mathbf{x}_n^T \mathbf{x}_n$ are equivalent (up to a constant factor) in this model.

where we again assume $p(\theta)$ is a factorized Gaussian with unit variance. For this model, the exact parameter posterior distribution is intractable due to the non-linear likelihood. We assume an approximation of the form $p(\theta | \mathcal{D}_0) \approx \mathcal{N}(\theta; \mu_\theta, \Sigma_\theta)$. More importantly, the posterior predictive is also intractable in this setting. For the purpose of this derivation, we use the additional approximation

$$\begin{aligned}
 p(y_n | \mathbf{x}_n, \mathcal{D}_0) &= \int_{\theta} p(y_n | \mathbf{x}_n, \theta) p(\theta | \mathcal{D}_0) d\theta \\
 &\approx \int_{\theta} \Phi(\theta^T \mathbf{x}_n) \mathcal{N}(\theta; \mu_\theta, \Sigma_\theta) d\theta \\
 &= \text{Ber} \left(\Phi \left(\frac{\mu_\theta^T \mathbf{x}_n}{\sqrt{1 + \mathbf{x}_n^T \Sigma_\theta \mathbf{x}_n}} \right) \right),
 \end{aligned}$$

where in the second line we have plugged in our approximation to the parameter posterior, and used the well-known approximation $\sigma(z) \approx \Phi(z)$, where $\Phi(\cdot)$ represents the standard Normal cdf.

Next, we derive a closed-form approximation for the weighted Fisher inner product in Eq. (8). We begin by noting that

$$\langle \mathcal{L}_n, \mathcal{L}_m \rangle_{\hat{\pi}, \mathcal{F}} \approx \mathbf{x}_n^T \mathbf{x}_m \left(\mathbb{E}_{\hat{\pi}} [\Phi(\theta^T \mathbf{x}_n) \Phi(\theta^T \mathbf{x}_m)] - \Phi(\zeta_n) \Phi(\zeta_m) \right), \quad (\text{B.20})$$

where we define $\zeta_i = \frac{\mu_\theta^T \mathbf{x}_i}{\sqrt{1 + \mathbf{x}_i^T \Sigma_\theta \mathbf{x}_i}}$, and use $\sigma(z) \approx \Phi(z)$ as before. Next, we employ the identity [26]

$$\int \Phi(a + bz) \Phi(c + dz) \mathcal{N}(z; 0, 1) dz = \text{BvN} \left(\frac{a}{\sqrt{1 + b^2}}, \frac{c}{\sqrt{1 + d^2}}, \rho = \frac{bd}{\sqrt{1 + b^2} \sqrt{1 + d^2}} \right),$$

where $\text{BvN}(a, b, \rho)$ is the bi-variate Normal (with correlation ρ) cdf evaluated at (a, b) . Plugging this, and Eq. (B.22) into Eq. (B.20) yields

$$\mathbb{E}_{\hat{\pi}} \left[(\nabla_{\theta} \mathcal{L}_n)^T (\nabla_{\theta} \mathcal{L}_m) \right] \approx \mathbf{x}_n^T \mathbf{x}_m \left(\text{BvN}(\zeta_n, \zeta_m, \rho_{n,m}) - \Phi(\zeta_n) \Phi(\zeta_m) \right),$$

where $\rho_{n,m} = \frac{\mathbf{x}_n^T \Sigma_\theta \mathbf{x}_m}{\sqrt{1 + \mathbf{x}_n^T \Sigma_\theta \mathbf{x}_n} \sqrt{1 + \mathbf{x}_m^T \Sigma_\theta \mathbf{x}_m}}$.

Next, we derive an expression for the squared norm, i.e.

$$\begin{aligned}
\langle \mathcal{L}_n, \mathcal{L}_n \rangle_{\hat{\pi}, \mathcal{F}} &= \mathbb{E}_{\hat{\pi}} \left[(\nabla_{\boldsymbol{\theta}} \mathcal{L}_n)^T (\nabla_{\boldsymbol{\theta}} \mathcal{L}_n) \right] \\
&= \mathbb{E}_{\hat{\pi}} \left[((\mathbb{E}[y_n] - \sigma(\mathbf{x}_n^T \boldsymbol{\theta})) \mathbf{x}_n)^T ((\mathbb{E}[y_n] - \sigma(\mathbf{x}_n^T \boldsymbol{\theta})) \mathbf{x}_n) \right] \\
&= \mathbf{x}_n^T \mathbf{x}_n \left(\Phi(\zeta_n)^2 - 2\Phi(\zeta_n) \mathbb{E}_{\hat{\pi}} [\sigma(\boldsymbol{\theta}^T \mathbf{x}_n)] + \mathbb{E}_{\hat{\pi}} [\sigma(\boldsymbol{\theta}^T \mathbf{x}_n)^2] \right).
\end{aligned} \tag{B.21}$$

Here, we again use the approximation $\sigma(z) \approx \Phi(z)$, and the following identity [26]:

$$\int (\Phi(\boldsymbol{\theta}^T \mathbf{x}))^2 \mathcal{N}(\boldsymbol{\theta}; \boldsymbol{\mu}_{\boldsymbol{\theta}}, \boldsymbol{\Sigma}_{\boldsymbol{\theta}}) d\boldsymbol{\theta} = \Phi(\zeta) - 2T\left(\zeta, \frac{1}{\sqrt{1 + 2\mathbf{x}^T \boldsymbol{\Sigma}_{\boldsymbol{\theta}} \mathbf{x}}}\right), \tag{B.22}$$

where $T(\cdot, \cdot)$ is Owen's T function⁵ [26]. Plugging Eq. (B.22) back into Eq. (B.21) and taking expectation w.r.t. the approximate posterior, we have that

$$\mathbb{E}_{\hat{\pi}} \left[(\nabla_{\boldsymbol{\theta}} \mathcal{L}_n)^T (\nabla_{\boldsymbol{\theta}} \mathcal{L}_n) \right] = \mathbf{x}_n^T \mathbf{x}_n \left(\Phi(\zeta_n) (1 - \Phi(\zeta_n)) - 2T\left(\zeta_n, \frac{1}{\sqrt{1 + 2\mathbf{x}_n^T \boldsymbol{\Sigma}_{\boldsymbol{\theta}} \mathbf{x}_n}}\right) \right).$$

C Experimental details

Computing infrastructure and source code All experiments were run on a desktop Ubuntu 16.04 machine, with a GeForce GTX TITAN X GPU. The code to reproduce all the experiments will be released upon publication.

Hyperparameter selection We manually tuned the hyper-parameters with the goal of trading off performance and stability of the model training throughout the AL process, while keeping the protocol similar across datasets. While a more systematic hyper-parameter search might yield improved results, we anticipate that the gains would be comparable across AL methods since they all share the same model and optimization procedure.

C.1 Regression experiments

Model We use a deterministic feature extractor consisting of two fully connected hidden layers with 30 (*year*: 100) units, interspersed with batch norm and ReLU activation functions. Weights and biases are initialized from $\mathcal{U}(-\sqrt{k}, \sqrt{k})$, where $k = 1/N_{\text{in}}$, and N_{in} is the number of incoming features. We additionally apply L2 weight decay with regularization parameter $\lambda = 1$ (*year*: $\lambda = 3$). The final layer performs exact Bayesian inference. We place a factorized zero-mean Gaussian prior with unit variance on the weights of the last layer L , $\boldsymbol{\theta}_L \sim \mathcal{N}(\boldsymbol{\theta}_L; \mathbf{0}, \mathbf{I})$, and an inverse Gamma prior on the noise variance, $\sigma_0^2 \sim \Gamma^{-1}(\sigma_0^2; \alpha_0, \beta_0)$, with $\alpha_0 = 1, \beta_0 = 1$ (*year*: $\alpha_0 = 1, \beta_0 = 3$). Inference with this prior can be performed in closed form, where the predictive posterior follows a Student's T distribution [24]. For the *year* dataset, we use $J = 100$ projections during the batch construction of ACS-FW.

Optimization Inputs and outputs are normalized during training to have zero mean and unit variance, and un-normalized for prediction. The network is trained for 1000 epochs with the Adam optimizer, using a learning rate of $\alpha = 10^{-3}$ (*year*: 10^{-2}) and cosine annealing. The training batch size is adapted during the AL process as more data points are acquired: we set the batch size to the closest power of 2 $\leq |\mathcal{D}_0|/2$ (e.g. we initially start with a batch size of 8), but not more than 512. For *energy* and *yacht*, we divert from this protocol to stabilize the training process, and set the batch size to $\min(|\mathcal{D}_0|, 32)$.

C.2 Classification experiments

Model We employ a deterministic feature extractor consisting of a ResNet-18 [16], followed by one fully-connected hidden layer with 32 units with a ReLU activation function. All weights are initialized

⁵Efficient open-source implementations of numerical approximations exist, e.g. in *scipy*.

with Glorot initialization [39]. We additionally apply L2 weight decay with regularization parameter $\lambda = 5 \cdot 10^{-4}$ to all weights of this feature extractor. The final layer is a dense layer that returns samples using local reparametrization [40], followed by a softmax activation function. The mean weights of the last layer are initialized from $\mathcal{N}(0, 0.05)$ and the log standard deviation weights of the variances are initialized from $\mathcal{N}(-4, 0.05)$. We place a factorized zero-mean Gaussian prior with unit variance on the weights of the last layer L , $\theta_L \sim \mathcal{N}(\theta_L; \mathbf{0}, \mathbf{I})$. Since exact inference is intractable, we perform mean-field variational inference [37, 38] on the last layer. The predictive posterior is approximated using 100 samples. We use $J = 10$ projections during the batch construction of ACS-FW.

Optimization We use data augmentation techniques during training, consisting of random cropping to 32px with padding of 4px, random horizontal flipping and input normalization. The entire network is trained jointly for 1000 epochs with the Adam optimizer, using a learning rate of $\alpha = 10^{-3}$, cosine annealing, and a fixed training batch size of 256.

D Baseline Probabilistic Methods for Active Learning

One surprising result we found in our experiments was the strong performance of the probabilistic baselines MAXENT and BALD, especially considering that a number of previous works have reported weaker results for these methods (e.g. [5]).

Probabilistic methods rely on the parameter posterior distribution $p(\theta|\mathcal{D}_0)$. For neural network based models, posterior inference is usually intractable and we are forced to resort to approximate inference techniques [41]. We hypothesize that probabilistic AL methods are highly sensitive to the inference method used to train the approximate posterior distribution $q(\theta) \approx p(\theta|\mathcal{D}_0)$. Many works use Monte Carlo Dropout (MCDropout) [42] as the standard method for these approximations [43, 13], but commonly only use MCDropout on the final layer.

In our work, we find that a Bayesian multi-class classification model on the final layer of a powerful deterministic feature extractor, trained with variational inference [37, 38] tends to lead to significant performance gains compared to using MCDropout on the final layer. A comparison of these two methods is shown in Fig. D.6, demonstrating that for *cifar10*, *SVHN* and *Fashion MNIST* a neural linear model is preferable to one trained with MCDropout in the AL setting. In future work, we intend to further explore the trade-offs implied by using different inference procedures for AL.

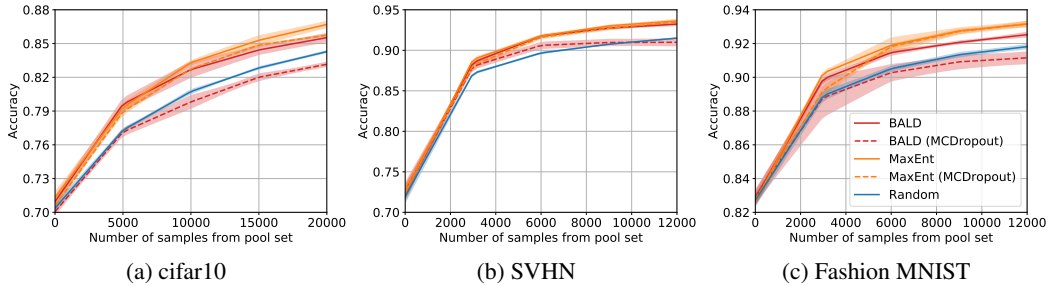


Figure D.6: Test accuracy on classification tasks over 5 seeds. Error bars denote two standard errors.