

Finite-Horizon Optimal Control of Boolean Control Networks: A Unified Graph-Theoretical Approach

Shuhua Gao, Changkai Sun, Cheng Xiang*, Kairong Qin, and Tong Heng Lee

Abstract—This paper investigates the finite-horizon optimal control (FHOC) problem for Boolean control networks (BCNs) from a graph theory perspective. We first formulate two general problems to unify various special cases studied in the existing literature: (i) the horizon length is *a priori* specified; (ii) the horizon length is unknown but finite for one or more given destination states. Notably, both problems are treated in their most generic forms by incorporating time-dependent cost functions, which are rarely considered in existing work, and a variety of constraints. The existence of an optimal control sequence is proved under mild assumptions. Motivated by the finiteness of both the state space and the control input space of BCNs, we approach the two general problems in an intuitive but efficient way under a graph-theoretical framework. A weighted state transition graph and its time-expanded variants are thus developed to allow both static and time-varying costs. We then establish the equivalence between the FHOC problem and the shortest path problem on specific graphs rigorously. In view of the high time complexity commonly exhibited by existent algebraic approaches, we propose two custom algorithms to boost the efficiency of shortest path detection on the developed graphs, though technically a single classic shortest-path algorithm in graph theory is sufficient for all problems. Compared with existing work, our graph-theoretical approach can achieve better time efficiency than all algebraic methods in Problem (i) except one with equal time complexity. Furthermore, our approach is the first one capable of solving Problem (ii) with time-varying costs.

Keywords—Boolean control networks, Finite-horizon optimal control, Shortest path problem, Dynamic programming, Dijkstra's algorithm

I. INTRODUCTION

The Boolean network (BN) was first proposed by Kauffman [1] to model gene regulatory networks, where each gene is assigned a Boolean variable to represent its expression state. The BN model has thereafter attracted increasing research interest in various fields, including studies on biomolecular networks in systems biology [2], therapeutic interventions in clinical treatment [3], social interactions between simple agents [4], and the contagion dynamics during a financial crisis [5], just to name a few. In a BN, the binary variables interact with each other through Boolean functions, and exogenous (binary) inputs can be injected into these functions to affect the network dynamics, commonly referred to as a *Boolean control network* (BCN) [6]. In this study, we focus on the finite-horizon optimal control (FHOC) of synchronous BCNs,

which are characterized by the simultaneous update of all state variables at each time step [7]. Note that we consider the finite horizon in a more general sense: either the horizon length is *a priori* fixed, or the horizon length is unknown beforehand, but a destination state is given, which can be reached from the initial state in finite steps. These two types of FHOC problems are referred to as *fixed-time optimal control* and *fixed-destination optimal control* respectively in what follows.

In the last decade, a new matrix product called the *semi-tensor product* (STP), which can convert a BN (BCN) into an algebraic state-space representation (ASSR), has been developed by Daizhan Cheng et al. [8], [9]. The ASSR proves to be useful as a systematic framework to study a wide range of control-theoretical problems related with BCNs, such as their controllability [6], observability [6], [10], stabilizability [11], and various controller synthesis problems [12], [13], among others. More generally, the utility of the ASSR via STP is not limited to analysis and control of Boolean networks but also applies to multi-valued and mix-valued logical control systems [14]–[16]. It is not surprising that various optimal control problems with BCNs have been investigated in recent years using the STP and ASSR tools. In [17], the Mayer-type optimal control problem (i.e., only terminal cost is considered), for single-input BCNs is addressed, and a necessary condition analogous to the Pontryagin's maximum principle is derived, which has been later extended to multi-input BCNs [18]. The minimum-energy control and minimum-time control of BCNs are investigated in [19] and [20] respectively to design control strategies of high energy or time efficiency. More general cases of FHOC involving both stage cost and terminal cost are considered in [21], and the solution is given by a recursive algorithm as an analogy to the difference Riccati equation for discrete-time linear systems. More recently, [22] targets the time-discounted stage cost and introduces a recursive algorithm based on a data structure called the optimal input-state transfer graph. The same problem is also investigated in [16], and a recursive solution for receding horizon optimal control of mix-valued probabilistic logical networks is obtained. In parallel to the study of FHOC problems, the more challenging infinite-horizon cases have also been attempted recently in several contributions using STP-based algebraic methods. For example, [14], [21], [23] address infinite-horizon optimal control with average cost, and [15], [22], [24] consider the infinite-horizon time-discounted cost.

While we appreciate the above successes achieved with algebraic methods under the STP and ASSR framework, it is not the only way to study BCNs. For example, even before the emergence of the ASSR, A. Datta et al. have already

Shuhua Gao, Tong Heng Lee, and Cheng Xiang (*corresponding author*) are with the Department of Electrical & Computer Engineering, National University of Singapore, Singapore 119077, e-mail: elexc@nus.edu.sg.

Kairong Qin is with the School of Optoelectronic Engineering and Instrumentation Science, and Changkai Sun is with the School of Biomedical Engineering, Dalian University of Technology, Dalian 116024, China.

conducted a series of investigations on finite- and infinite-horizon optimal control of probabilistic Boolean networks (PBNs) by modeling the dynamic behavior of a PBN as a Markov chain and subsequently applying the Markov decision process (MDP) theory for optimal therapeutic intervention design in medical applications [3], [25]. A crucial fact of a BCN is that its state space and control space are both finite, and its state transitions are deterministic. Hence, its dynamics can be adequately described by a state (or input-state [9]) transition graph. Going further, methods originating from graph theory appear to be promising for investigations of BNs (BCNs). For instance, the observability of BNs has been analyzed in [10] by associating a BN with a colored and directed graph, and it is then proved that the observability problem of BNs is indeed NP-hard.

Regarding the optimal control of BCNs, a couple of pioneering studies exist, which attempt to combine the ASSR with tools from graph theory either to improve computational efficiency or to facilitate algorithm design. A typical example is the employment of Floyd-like algorithms in both finite-horizon [19] and infinite-horizon problems [15], [23]. The Floyd-like algorithm is a recursive routine inspired by the Floyd-Warshall algorithm in graph theory. A more recent study [26] approaches two kinds of Lagrange-type optimal control problems using the Dijkstra's algorithm instead. Note that both [19] and [26] only target time-invariant costs for FHOC; that is, the cost function in the performance index depends on the network state and the control action but not on time. Roughly speaking, most existing work deals with certain special cases of FHOC, for example, the minimum-energy control [19], the minimum-time control [20], and the Mayer-type problem [17]. As mentioned in [21] and [27], there are many other types of FHOC problems as well as lots of practical issues, for instance, the time-discounted optimal control [16], optimal control subject to various constraints [27], [28], and more difficult problems with general time-variant costs. In this study, motivated by the related work borrowing tools from graph theory, we wonder whether we can dive further along this direction and unify all common FHOC problems into an elegant and concise graph-theoretical framework.

One serious concern about the algebraic approaches reviewed above for BCN investigations is their high time complexity, which may render them computationally intractable even for medium-size networks [6], [9], [13]. For example, if we resolve FHOC problems with a purely algebraic method, it typically runs in a high-order polynomial time of N (details deferred to Table I [14], [21]–[24], where N is the size of the network state space. In view of this limitation, another goal of our study is to reduce the computational complexity. We will show that the time efficiency of FHOC can be further improved by devising algorithms on elaborate graphs, even compared with the Floyd-like algorithms.

The contributions of this paper are in three folds listed as follows. First, we unify all common types of FHOC problems for BCNs, including time-variant costs and various constraints, into two general problems depending on whether the horizon length is prespecified, which are subsequently reduced to shortest path problems on a particular state transition graph

or its variants. Existence of an optimal control sequence is rigorously analyzed under mild conditions for both problems. Second, we develop two intuitive algorithms to solve the above shortest path problems with superior efficiency. To be specific, only one algebraic method can achieve the same time efficiency as ours in the fixed-time problem; nevertheless, our approach still tends to have lower average-case time complexity than it. Third, as far as we know, there are currently no published results on the fixed-destination problem with time-variant costs, but we can handle it effectively using the identical methodology to that of the fixed-time one by constructing a special time-expanded graph.

The remainder of this paper is organized as follows. In Section II, we present some background knowledge about the ASSR of BCNs and the shortest path problem in graph theory. Section III introduces two general problems that can incorporate all specific FHOC problems studied in the current literature. We detail the equivalence between the two problems and shortest path problems on dedicated graphs and propose two efficient algorithms in Section IV and V respectively. In Section VI, we show how to extend our approach to handle a variety of extra constraints. The time complexity of our approach is compared with that of existent work in Section VII. Finally, Section VIII gives some concluding remarks.

II. PRELIMINARIES

A. Notations

For statement ease, the following notations [8], [9] are used.

- 1) $|\mathcal{S}|$ denotes the size (i.e., cardinality) of a set \mathcal{S} .
- 2) Let \mathbb{R} and \mathbb{N} denote the set of real numbers and positive integers respectively. Let $[l, r]$ denote the set of integers bounded by l and r , i.e., $\{l, l+1, \dots, r-1, r\}$.
- 3) $f \geq B$ means a function f is bounded below by B .
- 4) $\mathcal{M}_{p \times q}$ denotes the set of all $p \times q$ matrices.
- 5) $\text{Col}_i(M)$ denotes i -th column of a matrix M .
- 6) Set $\delta_n^i = \text{Col}_i(I_n)$, where $I_n \in \mathcal{M}_{n \times n}$ is the identity matrix. Define $\Delta_n = \{\delta_n^i | i = 1, 2, \dots, n\}$, and $\Delta = \Delta_2$. δ_n^0 denotes a fictitious state throughout this paper.
- 7) A matrix $M = [\delta_n^{i_1} \ \delta_n^{i_2} \ \dots \ \delta_n^{i_q}] \in \mathcal{M}_{n \times q}$ with $\delta_n^{i_k} \in \Delta_n, \forall k \in [1, q]$, is called a *logical matrix*. M can be denoted by $M = \delta_n[i_1 \ i_2 \ \dots \ i_q]$ in shorthand. Let $\mathcal{L}_{n \times q}$ denote the set of all $n \times q$ logical matrices.
- 8) A matrix $A \in \mathcal{M}_{n \times mn}$ can be rewritten into a block form $A = [\text{Blk}_1(A) \ \text{Blk}_2(A) \ \dots \ \text{Blk}_m(A)]$, where $\text{Blk}_i(A) \in \mathcal{M}_{n \times n}$ is the i -th square block of A .
- 9) Common logical operators [8]: \wedge for conjunction, \vee for disjunction, \neg for negation, and \leftrightarrow for equivalence.

B. STP of Matrices and ASSR of BCNs

This section revisits some necessary background knowledge about the STP and ASSR theory developed by Daizhan Cheng et al. [6], [8], [9]. Although the proposed approach is founded mainly upon graph theory, the ASSR is a powerful tool for the analysis of BCNs and the formulation of optimal control problems. Following the mainstream work reviewed above, we also initiate the development of our graph-theoretical approach from the ASSR of a BCN.

Definition 1: [14] The STP of two matrices $A \in \mathcal{M}_{m \times n}$ and $B \in \mathcal{M}_{p \times q}$ is defined by

$$A \ltimes B = (A \otimes I_{\frac{s}{n}})(B \otimes I_{\frac{s}{p}}),$$

where \otimes denotes the Kronecker product, and s is the least common multiple of n and p . Define $\ltimes_{i=1}^n A_i = A_1 \ltimes \cdots \ltimes A_n$.

Remark 1: The STP is essentially a generalization of the standard matrix product, and all major properties of the standard matrix product remain valid under STP [14]. Particularly, if $n = p$, then we actually have $A \ltimes B = AB$. Thus, we will omit the symbol \ltimes in the remainder when no confusion is caused. That is, all matrix products refer to STP by default.

A logical function can be conveniently expressed in a multilinear form via STP. In this form, a Boolean value is identified by a vector in Δ as $\text{TRUE} \sim \delta_2^1$ and $\text{FALSE} \sim \delta_2^2$.

Lemma 1: [8] Given any Boolean function $f(x_1, x_2, \dots, x_n) : \Delta^n \rightarrow \Delta$, there exists a unique matrix $M_f \in \mathcal{L}_{2 \times 2^n}$, called the *structure matrix*, such that

$$f(x_1, x_2, \dots, x_n) = M_f x_1 x_2 \cdots x_n. \quad (1)$$

The structure matrices of some standard logical operators and the details on how to compose them can be found in [8].

A general BCN Σ with n state variables (i.e., n nodes in the network) and m control inputs can be described as

$$\Sigma : \begin{cases} x_1(t+1) = f_1(x_1(t), \dots, x_n(t), u_1(t), \dots, u_m(t)) \\ x_2(t+1) = f_2(x_1(t), \dots, x_n(t), u_1(t), \dots, u_m(t)) \\ \vdots \\ x_n(t+1) = f_n(x_1(t), \dots, x_n(t), u_1(t), \dots, u_m(t)), \end{cases} \quad (2)$$

where $x_i(t) \in \Delta$ denotes the value of the i -th variable at time t , and $f_i : \Delta^{n+m} \rightarrow \Delta$ is the i -th Boolean function, $i \in [1, n]$. Additionally, $u_j \in \Delta$ denotes the j -th control input, $j \in [1, m]$. Set $x(t) = \ltimes_{i=1}^n x_i(t)$ and $u(t) = \ltimes_{j=1}^m u_j(t)$. It is proved in [8] that $\ltimes_{i=1}^n : \Delta^n \rightarrow \Delta_{2^n}$ is a bijective mapping. Clearly, we have $x(t) \in \Delta_N$ and $u(t) \in \Delta_M$, where $N = 2^n$ and $M = 2^m$. Note that the two notations N and M will be used throughout the whole text to indicate the size of the state space and the size of the control input space respectively.

The ASSR of the BCN Σ in (2) is given by [8], [19],

$$\Sigma : x(t+1) = Lu(t)x(t), \quad (3)$$

where $L \in \mathcal{L}_{N \times MN}$, named the *network transition matrix*, can be computed by $\text{Col}_j(L) = \ltimes_{i=1}^n \text{Col}_j(M_{f_i})$, $j \in [1, MN]$, where $M_{f_i} \in \mathcal{L}_{2 \times MN}$ is the structure matrix of f_i in (2).

C. Shortest Path Problem

The core of our graph-theoretical approach for FHOc is to transform the original problem into a shortest path problem on a certain graph and then locate the shortest path efficiently. The shortest path problem in graph theory is briefed as follows.

Given a directed graph $G = (V, E)$, where $V = \{v_1, v_2, \dots, v_n\}$ is a set of vertices, and $E = \{(v_i, v_j) | v_i, v_j \in V\}$ is a set of directed edges, we can assign each edge a real value, called its *weight* or *cost*, and thereby obtain a weighted graph. The weight of the edge from v_i to v_j is represented by

$w(v_i, v_j)$. Now we can present the shortest path problem on a weighted directed graph by the following definition.

Definition 2: [29] A path on a weighted directed graph $G = (V, E)$ from vertex $s \in V$ to vertex $d \in V$ is a sequence of vertices connected by edges, denoted by $p = \langle z_0, z_1, \dots, z_k \rangle$ with $z_0 = s$, $z_k = d$, $k \geq 1$, and $(z_i, z_{i+1}) \in E$, $i \in [0, k-1]$. The weight $w(p)$ of the path p is the sum of the weights of its constituent edges:

$$w(p) = \sum_{i=0}^{k-1} w(z_i, z_{i+1}). \quad (4)$$

A shortest path (SP) from s to d is defined as any path p from s to d with the minimum weight among all possible paths. Let $\epsilon(p)$ denote the number of edges in a path p . If $\epsilon(p) = k$, p is called a k -edge path. If $z_0 = z_k$, we call p a cycle.

Many algorithms have been established to solve the classic SP problem in graph theory, among which the arguably most famous ones include Dijkstra's algorithm, the Bellman-Ford algorithm, and the Floyd-Warshall algorithm [29]. The first two are designed to find an SP from a given source vertex to each of the other vertices (called the *single-source* SP problem in the literature), while the last algorithm can find the SPs between all pairs of vertices in a graph.

An important property of the SP is the so-called *optimal substructure*, i.e., "subpaths of shortest paths are shortest paths" [29, Lemma 24.1]. That is, if $p^* = \langle z_0, z_1, \dots, z_k \rangle$ is an SP from vertex z_0 to vertex z_k , then for any intermediate vertices z_i and z_j , $0 \leq i < j \leq k$, the path $p_{ij}^* = \langle z_i, z_{i+1}, \dots, z_j \rangle$ is an SP from z_i to z_j . Such optimal substructure is a strong indicator that dynamic programming methods are applicable (see Section IV).

III. PROBLEM FORMULATION

Despite the variety of finite-horizon optimal control problems of BCNs studied in the literature [16]–[22], [26], they can essentially be classified into two general types according to whether the horizon length is *a priori* fixed or not. This section will detail the mathematical formulation of both general problems and discuss the existence of optimal solutions. We will start with the most common and easier one, whose horizon length is prespecified by domain experts.

A. Fixed-Time Optimal Control

Given the BCN (3) and an initial state $x(0) = x_0 \in \Delta_N$, we aim to find a fixed-length control sequence $U = \{u(0), u(1), \dots, u(T-1)\}$, $u(t) \in \Delta_M$, $t \in [0, T-1]$ to minimize the following cost function with a fixed horizon length $T \in \mathbb{N}$ [21], [28]:

$$J_T(U) = h_T(x(T)) + \sum_{t=0}^{T-1} g(x(t), u(t), t), \quad (5)$$

where $g : \Delta_N \times \Delta_M \times [0, T-1] \rightarrow \mathbb{R}$ is the *stage cost function* and $h_T : \Delta_N \rightarrow \mathbb{R}$ is the *terminal cost function*.

Remark 2: The horizon length T indicates a finite treatment/intervention window in therapeutic applications [3], [28].

Thus, optimal therapeutic intervention strategies can be developed within a treatment window by setting up a proper optimality criterion (5) according to domain expert knowledge.

Remark 3: Most existing studies only deal with time-invariant stage cost, that is, the function g in (5) doesn't really depend on time t (see [20], [23], [26] for examples). A couple of studies consider a time-dependent g but only in restricted forms such as the time-discounted cost in [16] and [22]. We intend to investigate the most general form (5) directly, where the stage cost g can incorporate time t in any form.

In practice, additional constraints on the terminal state $x(T)$ in (5) are often set up instead of free ones. For example, supposing the BCN (3) represents a gene regulatory network, we may want to steer this network from the cancerous state (initial state) to a healthy state for treatment purpose [25], [30]. Thus, we further enrich the fixed-time optimal control problem by introducing constraints on the terminal state as $x(T) \in \Omega$, where $\Omega \subseteq \Delta_N$ denotes the set of allowed terminal states. Other kinds of constraints will be discussed in Section VI together with the fixed-destination problem. Obviously, if a nontrivial terminal constraint $\Omega \neq \Delta_N$ is applied, then we should ensure that at least one qualified terminal state can be reached from the initial state by specific control sequences.

The reachability of a BCN has been well studied through ASSR based algebraic approaches [6], [9], and a more efficient method will be introduced in Section IV-A based on the breadth-first search on a graph [29]. Either way, following [6], [9], we present the definition of reachability below.

Definition 3: The set of states that can be reached from $x(0) = x_0 \in \Delta_N$ at time $t = d$ is $\mathcal{R}(x_0, d)$. Set $\mathcal{R}(X, d) = \cup_{x \in X} \mathcal{R}(x, d)$, $X \subseteq \Delta_N$ for notational simplicity.

Obviously, the complete reachable set of x_0 is $\mathcal{R}(x_0) = \cup_{d=0}^N \mathcal{R}(x_0, d)$ [9]. Now we can present the general fixed-time optimal control problem for BCNs as follows:

Problem 1: Consider the BCN (3), an initial state $x_0 \in \Delta_N$, a terminal set $\Omega \subseteq \Delta_N$ and a fixed horizon length $T \in \mathbb{N}$. The fixed-time optimal control problem of a BCN is to determine an optimal control sequence of length T to the following optimization problem,

$$\begin{aligned} \min_U J_T(U) &= h_T(x(T)) + \sum_{t=0}^{T-1} g(x(t), u(t), t), \\ \text{subject to } &\begin{cases} x(0) = x_0 \\ x(t+1) = Lu(t)x(t) \\ x(T) \in \Omega \end{cases}, \end{aligned} \quad (6)$$

where $U = \{u(t) \in \Delta_M\}_{t=0}^{T-1}$ represents a control sequence.

Remark 4: In other studies, like [17] and [20]–[22], an equivalent linear form of the terminal/stage cost function, e.g., $h_T(x(T)) = c^\top x(T)$, where c is a column vector derived from h_T , is used to facilitate their design of numerical algorithms. By contrast, our graph-theoretical approach will work with the original form (6) directly, which can be readily customized to specific cost criteria for various applications.

In Section IV and V, we will map the stage costs to edge weights of a graph to reduce FHOC to SP problems. However, in graph theory, the SP problem is well defined only if the

graph contains no negative-weight cycles, and some SP algorithms like Dijkstra's algorithm require that all edge weights be nonnegative [29]. Interestingly, it has been shown in [21], [22] that both the terminal cost function and the stage cost function can be assumed nonnegative in Problem 1 without loss of generality. Nonetheless, since we aim to find a T -edge SP in Problem 1, a more efficient custom algorithm will be designed later, which no longer demands such conditions on edge weights. Only the following assumption is needed for a well-defined problem to ensure a finite optimal value.

Assumption 1: The stage cost function g and the terminal cost function h_T in Problem 1 are both bounded from below.

Before proceeding to algorithm design, we first confirm the existence of optimal solutions to Problem 1.

Proposition 1: Consider Problem 1 under Assumption 1. An optimal control sequence U^* of fixed length T to (6) exists if and only if $\Omega \cap \mathcal{R}(x_0, T) \neq \emptyset$.

Proof: $\mathcal{R}(x_0, T)$ includes all states that can be reached from x_0 at $t = T$, i.e., $x(T) \in \mathcal{R}(x_0, T), \forall U \in \Delta_M^T$. If $\Omega \cap \mathcal{R}(x_0, T) = \emptyset$, no feasible solutions exist for Problem 1. Thus, the necessity of $\Omega \cap \mathcal{R}(x_0, T) \neq \emptyset$ is obvious.

The sufficiency can be easily verified by exhaustive search. Note that $u(t) \in \Delta_M, \forall t$, and Δ_M is a finite set with $|\Delta_M| = M$. This fact implies that the solution space \mathbb{U} for Problem 1 is of finite size, which contains at most M^T candidate solutions. Besides, at least one solution $U \in \mathbb{U}$ exists which can steer the BCN from x_0 to a terminal state $x_f \in \Omega$ at time T , because $\Omega \cap \mathcal{R}(x_0, T) \neq \emptyset$. Moreover, Assumption 1 ensures that $J_T(U)$ is bounded from below, $\forall U \in \mathbb{U}$. A straightforward exhaustive enumeration of solutions in \mathbb{U} can yield the optimal solution $U^* \in \mathbb{U}$ with $J_T(U^*) = \min_{U \in \mathbb{U}} J_T(U)$. ■

Remark 5: Obviously, if there are no terminal constraints, i.e., $\Omega = \Delta_N$, an optimal control sequence always exists, which is the most common scenario considered in existent studies, e.g., [22], [26]. Note additionally that the optimal control sequence U^* may not be unique, and we just need to find one of them. Though theoretically U^* can be discovered by examining all M^T candidates as above, such a brute-force method quickly becomes computationally intractable as the number of control inputs or the horizon length increases.

Specialization to custom fixed-time problems: Problem 1 represents a very general form of fixed-time optimal control problems. A variety of specific problems investigated in existent work with a fixed horizon can be rewritten easily into this general form. We demonstrate in the sequel how to specialize Problem 1 to some specific fixed-time optimal control problems investigated in the literature, most of which are studied using the ASSR based algebraic approaches.

- 1) *No terminal state constraints.* See [21], [22], [26] for examples. In this case, we only need to set $\Omega = \Delta_N$.
- 2) *A single desired terminal state* [19], [20]. Set $\Omega = \{x_d\}$, where x_d is the single desired terminal state.
- 3) *Only stage cost* [16], [19], [26]. To remove the terminal cost, we can simply set $h_T(x(T)) \equiv 0, \forall x(T) \in \Delta_N$.
- 4) *Only terminal cost* [17], [18]. Just set $g(x(t), u(t), t) \equiv 0, \forall x(t), u(t), t$, also known as the Mayer problem [17].
- 5) *Special terminal or stage cost functions* [16], [19], [21]. For example, [22] and [16] consider the time-discounted

finite-horizon optimal control, which can be expressed by (6) with $g(x(t), u(t), t) = \lambda^t c_g(u(t), x(t))$, where $\lambda \in (0, 1)$ is the discount factor, and $c_g(\cdot, \cdot)$ is a time-invariant stage cost. As another example, the energy function in [19] is obtained through $g(x(t), u(t), t) = u^\top(t) Q u(t)$, and the more general quadratic cost function in [21] can be expressed straightforwardly by

$$h_T(x(T)) = x(T)^\top Q_h x(T),$$

$$g(x(t), u(t), t) = [x(t)^\top u(t)^\top] \begin{bmatrix} Q & S \\ S^\top & R \end{bmatrix} \begin{bmatrix} x(t) \\ u(t) \end{bmatrix},$$

where Q_h, Q, S , and R are proper weight matrices.

Remark 6: Thanks to the general form (6) used in our study, customization of Problem 1 can be trivially done by replacing h_T and g with specific functions as discussed above. Notably, in biomedical practice, the choices of the cost functions and the horizon length are two important decisions [3], while our problem formulation allows the most freedom for domain experts in designing custom performance metrics and in specifying more than one expected terminal states.

B. Fixed-Destination Optimal Control

A common task that Problem 1 cannot cover is time-optimal control, which aims to find a control sequence to drive the BCN from a given initial state x_0 to a given destination state x_d in minimum time. Such time-optimal control has been widely studied for traditional linear time-invariant (LTI) discrete-time systems, such as the famous deadbeat controller (see [31] for a review). In [20], the minimum-time control of BCNs is first investigated, and the same problem is considered again in [32] but with impulsive disturbances. Such optimality concept can be generalized to other criteria, for example, the minimum-energy control studied in [19], which attempts to steer the BCN to a target state using minimum energy.

Note that although the horizon length is not *a priori* fixed, it must be finite for a well-posed problem, that is, the specified destination state x_d should be reachable from the initial state x_0 . That is the main reason we consider such problems as another class of FHOC problems in a general sense. To further generalize this problem, we make it admit a set of destination states, just like Problem 1, instead of a single x_d , which is formalized as follows.

Problem 2: Consider the BCN (3), an initial state $x_0 \in \Delta_N$, and a terminal set $\Omega \subseteq \Delta_N$. The fixed-destination optimal control problem of a BCN is to determine an optimal control sequence of a variable length to the optimization problem,

$$\min_U J(U) = h(x(K), K) + \sum_{t=0}^{K-1} g(x(t), u(t), t),$$

$$\text{subject to } \begin{cases} x(0) = x_0 \\ x(t+1) = Lu(t)x(t) \\ x(K) \in \Omega \end{cases}, \quad (7)$$

where $U = \{u(t) \in \Delta_M\}_{t=0}^{K-1}$ represents a control sequence, and $K \in \mathbb{N}$ indicates an unknown but finite horizon length. The terminal cost function $h : \Omega \times \mathbb{N} \rightarrow \mathbb{R}$ is time-dependent.

Remark 7: It is noticeable that Problem 1 and Problem 2 are similar in their mathematical forms: if we fix $K = T$ and let $h_T(x(T)) = h(x(T), T)$, then the two problems coincide. In this sense, Problem 1 can be viewed as a special case of Problem 2. We nevertheless treat them separately, since two distinct algorithms will be developed to maximize the computational efficiency for each problem. In existing work like [19] and [26], only specific problems with a time-independent stage cost function and a single destination state are investigated, and no terminal cost is considered. However, we argue that it is sensible to set different costs if the desired terminal state is reached at different time, for example, when the desired state refers to a good state of physical health.

Unlike Problem 1, the number of state transitions in Problem 2 is not fixed. Consequently, the condition that no negative-weight cycles exist on any state trajectory from x_0 to $x_d \in \Omega$ is mandatory [29]; otherwise, the cost J can always be reduced by traversing a negative-weight cycle, and no SP exists. Since the weight of a cycle is also time-variant, we simply require stage costs be nonnegative at any time. Besides, such time-variance demands another condition to guarantee the existence of a finite-length optimal control sequence. The two conditions are listed as follows.

Assumption 2: Problem 2 satisfies the following three conditions: (i) g is nonnegative; (ii) h is bounded from below; (iii) h and g are nondecreasing with respect to time t , i.e., $h(x, t_2) \geq h(x, t_1), \forall t_2 > t_1, \forall x \in \Omega$, and $g(x, u, t_2) \geq g(x, u, t_1), \forall t_2 > t_1, \forall x \in \Delta_N, \forall u \in \Delta_M$.

Remark 8: We can justify condition (iii) intuitively by imaging a special scenario. Suppose a state trajectory from x_0 to $x_d \in \Omega$ contains a cycle of zero weight. Then a possible result is that the more cycling the BCN does along this cycle, the more the cost criterion J can be reduced, once g or h can decrease as time t increases. Note that if g and h do not depend on t , this condition is satisfied naturally. Besides, condition (i) can be technically relaxed to the nonexistence of negative-weight cycles at any time, though it may be quite difficult to verify such a condition if weights are time-dependent.

Following [21], [22], we can always assume h is also non-negative by condition (ii) of Assumption 2 without affecting the optimal solution. Supposing h is bounded from below by B_h , the optimal control sequence to (7) is the same one that minimizes $J'(U) = J(U) - B_h$, where we have a nonnegative terminal cost function $h'(x(K), K) = h(x(K), K) - B_h$.

The following proposition confirms the existence of an optimal solution to Problem 2 under certain conditions.

Proposition 2: Consider Problem 2 under Assumption 2. There exists an optimal control sequence U^* satisfying $|U^*| < N$ that solves (7) if and only if $\Omega \cap \mathcal{R}(x_0) \neq \emptyset$.

Proof: The necessity is obvious, because no $x_d \in \Omega$ can be reached from x_0 at any time if $\Omega \cap \mathcal{R}(x_0) = \emptyset$ according to Definition 3. We prove the sufficiency next.

Suppose a finite control sequence of length k denoted by $U = \{u(t)\}_{t=0}^{k-1}$ can steer the BCN (3) from x_0 to $x_d \in \Omega$ along a state trajectory $s(U) = \{x(t)\}_{t=0}^k$, where $x(0) = x_0$ and $x(k) = x_d$. We claim that if $|U| = k \geq |\mathcal{R}(x_0)|$, then there must exist a shorter control sequence U' such that $|U'| < |\mathcal{R}(x_0)|$ and $J(U') \leq J(U)$. This claim is justified below.

Since $|s(U)| = |U| + 1$, we have $|s(U)| > |\mathcal{R}(x_0)|$ once $|U| \geq |\mathcal{R}(x_0)|$. This implies that $s(U)$ must contain repetitive states because $\forall x \in s(U), x \in \mathcal{R}(x_0)$. Assume one such repetition is $x(i) = x(j)$, $0 \leq i < j \leq k$, and $\{x(i), x(i+1), \dots, x(j)\}$ forms a cycle. We can remove this cycle from $s(U)$, and obviously the remaining states $s(\hat{U}) = \{x(0), x(1), \dots, x(i-1), x(j), x(j+1), \dots, x(k-1), x(k)\}$ also constitute a trajectory from x_0 to x_d driven by a shortened control sequence $\hat{U} = \{u(0), u(1), \dots, u(i-1), u(j), u(j+1), \dots, u(k-1)\}$. Let $r = j - i > 0$, and it follows that

$$J(U) - J(\hat{U}) = h(x_d, k) - h(x_d, k - r) + \sum_{t=i}^{j-1} g(x(t), u(t), t) + \sum_{t=j}^{k-1} [g(x(t), u(t), t) - g(x(t), u(t), t - r)]. \quad (8)$$

Condition (i) and (iii) in Assumption 2 guarantee (8) is non-negative, that is, $J(\hat{U}) \leq J(U)$. The above cycle elimination process can be repeated until a control sequence U' satisfying $|U'| < |\mathcal{R}(x_0)|$ is obtained. We have certainly $J(U') \leq J(U)$.

Recall that $\mathcal{R}(x_0) \subseteq \Delta_N, \forall x_0$, and thus $|\mathcal{R}(x_0)| \leq |\Delta_N| = N$. The above claim implies that it is enough to consider the candidate set $\mathbb{U} = \{U \mid |U| < N, U \in \mathbb{U}_f\}$ for an optimal solution, where \mathbb{U}_f is the feasible set of Problem 2. Similar to our proof of Proposition 1, the set \mathbb{U} is finite, and an optimal solution $U^* \in \mathbb{U}$ that minimizes $J(\cdot)$ in (7) must exist. ■

Specialization to custom fixed-destination problems: Compared with the fixed-time optimal control (Problem 1), there are fewer studies on Problem 2. As far as we know, only the following two custom problems have been investigated in the literature, both with a single destination state, i.e., $\Omega = \{x_d\}$:

- 1) *Minimum-time control* [20], [32]. This kind of control is often referred to as time-optimal control. In Problem 2, simply set $g(\cdot, \cdot, \cdot) \equiv 1$ and $h(\cdot, \cdot) = 0$, and we have $J(U) = K$. Thus, we are indeed minimizing the number of steps to steer the BCN (3) from x_0 to x_d .
- 2) *Minimum-energy control* [19]. Let $g(x(t), u(t), t) = u^\top(t)Qu(t)$ and $h(\cdot, \cdot) = 0$, where Q is a positive definite diagonal matrix measuring energy consumption.

IV. SOLUTION TO PROBLEM 1 VIA DYNAMIC PROGRAMMING

In this section, we first introduce the state transition graph of a BCN, which proves useful for both Problem 1 and 2, and then develop a time-expanded graph structure devoted to fixed-time optimal control. An efficient algorithm via dynamic programming on this graph is proposed to solve Problem 1.

A. Graph Structures and a Motivating Example

For our graph-theoretical approach, the fundamental data structure is the state transition graph (STG). As aforementioned, a BCN is characterized by its finite state space, where the control inputs coordinate the state transitions. A formal definition of the STG is presented below.

Definition 4: Consider the BCN (3). Its state transition graph (STG) is a directed graph $G = (V, E)$, where $V = \Delta_N$ is the vertex set, and the edge set is

$$E = \{(\delta_N^i, \delta_N^j) \mid \exists u \in \Delta_M, \delta_N^j = Lu\delta_N^i, \delta_N^i, \delta_N^j \in V\}. \quad (9)$$

If we only care about states reachable from an initial state x_0 , then set $V = \mathcal{R}(x_0)$, and denote the STG by $G = (V, E, x_0)$.

Each edge in an STG can be additionally assigned a weight, which will be discussed later. We note that there is no need to actually compute (9) to get the edges in an STG in practice. We can exploit the network transition matrix L in (3) for a quick examination instead. Recall that both $x(t) \in \Delta_N$ and $u(t) \in \Delta_M$ are column vectors with one entry as 1 and all others as 0. The following lemma holds obviously.

Lemma 2: [9] Consider the BCN (3) and its network transition matrix $L \in \mathcal{L}_{N \times MN}$. A state δ_N^i can transit to another state δ_N^j using control input δ_M^k if and only if the (j, i) -th entry of $\text{Blk}_k(L)$, termed $\text{Blk}_k(L)_{ji}$, is 1. The edge set of an STG can thus be acquired alternatively by

$$E = \{(\delta_N^i, \delta_N^j) \mid \exists k \in [1, M], \text{Blk}_k(L)_{ji} = 1\}. \quad (10)$$

Remark 9: The *input-state graph* (in a matrix form), proposed by [9], [15], uses an input-state pair (δ_M^k, δ_N^j) as an vertex instead, leading to MN vertices in total. Our STG with only N vertices is therefore more space efficient. Note that the control inputs which can accomplish a state transition in (9) or (10) may not be unique.

Recall Definition 3. We see that $(\delta_N^i, \delta_N^j) \in E$ is equivalent to $\delta_N^j \in \mathcal{R}(\delta_N^i, 1)$, which can be derived from (10) as

$$\mathcal{R}(\delta_N^i, 1) = \{\text{Col}_i(\text{Blk}_k(L)) \mid \forall k \in [1, M]\}. \quad (11)$$

More generally, $\mathcal{R}(x_0, d)$ can be determined algebraically by calculating powers of the network transition matrix L [6], [9]. However, from a graph-theoretical view, a computationally economical way is to adapt the standard bread-first search (BFS) [29] on the implicit graph encoded by (11) as follows.

Procedure 1: Compute $\mathcal{R}(x_0, d)$ similarly to BFS.

- Step 1. Initialize $\mathcal{R}(x_0, 0) = \{x_0\}$, and $k = 0$.
- Step 2. Compute $\mathcal{R}(x_0, k+1) = \mathcal{R}(\mathcal{R}(x_0, k), 1)$ by (11).
- Step 3. Set $k \leftarrow k + 1$, and return to Step 2 if $k < d$.

Note that we access at most N states in Step 2, and we run (11) at most N times in the whole process, because there are N states in total. The time complexity of Procedure 1 is $O((d+M)N)$. However, if only the $\mathcal{R}(x_0)$ is needed, we can run the standard BFS while avoiding visiting repetitive states (vertices) on the STG with time complexity $O(MN)$ [29].

We will illustrate our graph-theoretical approach with the following toy example adopted from [9].

Example 1: Consider the following BCN Σ_1 with two state variables and one control input:

$$\Sigma_1 : \begin{cases} x_1(t+1) = (x_1(t) \vee x_2(t)) \wedge u(t) \\ x_2(t+1) = x_1(t) \leftrightarrow u(t) \end{cases}.$$

It is easy to obtain the standard ASSR (3) of Σ_1 with $N = 4, M = 2$, whose network transition matrix L is,

$$L = \delta_4[1 \ 1 \ 2 \ 4 \ 4 \ 4 \ 3 \ 3] \in \mathcal{L}_{4 \times 8}.$$

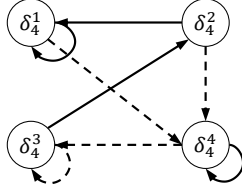


Fig. 1. STG of the BCN Σ_1 in Example 1. Each solid (dashed, resp.) edge represents a state transition driven by the control input δ_2^1 (δ_2^2 , resp.).

Given an initial state $x_0 = \delta_4^2$, $\mathcal{R}(x_0, 1)$ can be obtained by (11) as $\mathcal{R}(x_0, 1) = \{\text{Col}_2(\text{Blk}_1(L)), \text{Col}_2(\text{Blk}_2(L))\} = \delta_4[1 \ 4]$, and $\mathcal{R}(x_0, 2) = \mathcal{R}(\delta_4^1, 1) \cup \mathcal{R}(\delta_4^4, 1) = \delta_4[1 \ 3 \ 4]$.

The STG of Σ_1 is shown in Fig. 1, which contains 4 vertices (states) in total. Note that we have $G(V, E) = G(V, E, x_0)$ for $x_0 = \delta_4^2$ in this case, because $\mathcal{R}(x_0) = \Delta_4$, i.e., x_0 can reach any state. However, this is usually not true for large BCNs.

Fig. 1 shows that each edge in the STG corresponds to a state transition of the BCN, which is driven by a particular control input at a certain cost. This fact seems to connect the SP problem on the STG to Problem 1. However, in contrast to the standard SP problem in graph theory, Problem 1 poses two substantial challenges. First, the number of time steps is fixed to T , that is, we want only T -edge paths. Second, the stage cost function g is time-dependent, indicating that the edge weights vary with time. Consequently, the classic SP algorithms can no longer be applied. To overcome these obstacles, we get inspiration from the space-time network used in dynamic transportation network studies [33] and propose a new graph called the *time-expanded state transition graph* (TE-STG), which encodes time information into state transitions. Roughly speaking, we stretch the STG along the time dimension in order to attach a timestamp to each edge. A formal definition is given below.

Definition 5: Consider Problem 1. A time-expanded state transition graph (TE-STG) $G_{\text{te}} = (V, E, x_0, T)$ is built with an initial state x_0 and a time range $[0, T]$. The vertex set is $V = \cup_{t=0}^T V_t$, where $V_0 = \{x_0\}$ and $V_t = \mathcal{R}(V_{t-1}, 1), \forall t \in [1, T]$. The edge set $E = \cup_{t=0}^{T-1} E_t$ is constituted by $E_t = \{(\delta_{N,t}^i, \delta_{N,t+1}^j) | \delta_{N,t}^i \in V_t, \delta_{N,t+1}^j \in V_{t+1} \cap \mathcal{R}(\delta_{N,t}^i, 1)\}, \forall t \in [0, T-1]$.

Despite its seemingly complex definition, the TE-STG can be built handily by acquiring $V_0, E_0, V_1, \dots, E_{T-1}, V_T$ iteratively via BFS similar to the that in Procedure 1.

Consider Example 1 again. The resulting TE-STG $G_{\text{te}} = (V, E, \delta_4^2, 4)$ is depicted in Fig. 2. Note that the duplicative states in the TE-STG refer to the same state encountered at different time instants, and they are treated as distinctive vertices from a graph perspective. More precisely, the full label of a vertex bound to state δ_N^i at time t in the TE-STG is $\delta_{N,t}^i$.

Next we assign weights to edges in the TE-STG. Though not shown in Fig. 2, it may happen that multiple control inputs can enable the same state transition but with different costs, that is, the u in (9) (or k in (10)) is not unique. We prefer definitely the one of a lower cost for optimal control purpose. Specifically, the weight of an edge $(\delta_{N,t}^i, \delta_{N,t+1}^j) \in E_t$ (i.e., the minimum cost to transfer the BCN from state δ_N^i to state δ_N^j in one step at time t) of the TE-STG, termed w_t^{ij} , and the

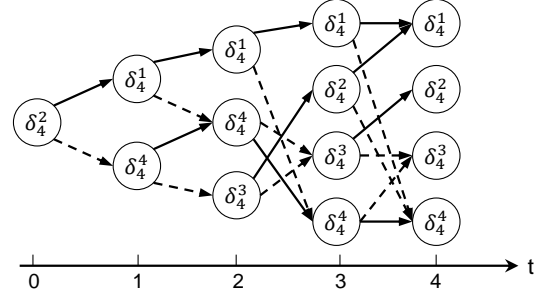


Fig. 2. TE-STG of the BCN Σ_1 in Example 1 for $x_0 = \delta_4^2$ and $T = 4$. Solid edge: $u(t) = \delta_2^1$; dashed edge: $u(t) = \delta_2^2$.

associated control input u_t^{ij} are given respectively by

$$w_t^{ij} = w(\delta_{N,t}^i, \delta_{N,t+1}^j) = \min_{u \in U^{ij}} g(\delta_N^i, u, t), \quad (12)$$

$$u_t^{ij} = \arg \min_{u \in U^{ij}} g(\delta_N^i, u, t), \quad (13)$$

for $i, j \in [1, N]$ and $t \in [0, T-1]$, where g is the stage cost function in (6), and

$$U^{ij} = \{u \in \Delta_M | \delta_N^j = Lu\delta_N^i\} \quad (14)$$

denotes the set of control inputs enabling this transition. In practice, U^{ij} can be obtained simultaneously as we build the graph using Lemma 2. An alternative to (14), derived from (10), is $U^{ij} = \{\delta_M^k \in \Delta_M | \text{Blk}_k(L)_{ji} = 1, k \in [1, M]\}$.

Though the stage cost function g itself is time-dependent, it is clear in (12) and Fig. 2 that the weight of each edge in the TE-STG becomes time-invariant. The remaining issues in Problem 1 are the terminal constraints Ω and the terminal cost h . To address the two issues together, we introduce an extra vertex representing a fictitious state δ_N^0 at time $T+1$ into the TE-STG. The obtained graph is termed TE-STG⁺ to highlight the additional vertex. We present the following definition.

Definition 6: Consider Problem 1. A TE-STG⁺, termed $G_{\text{te}}^+ = (V, E, x_0, T, \Omega)$, is an extension of the TE-STG G_{te} . The vertex set is $V = \cup_{t=0}^{T+1} V_t$, where $V_t, \forall t \in [0, T-1]$ are identical to those of G_{te} , and $V_T = \mathcal{R}(V_{T-1}, 1) \cap \Omega$, $V_{T+1} = \{\delta_N^0\}$. The edge set is $E = \cup_{t=0}^T E_t$, where $E_t, \forall t \in [0, T-1]$, are obtained in the same way as Definition 5 with edge weights assigned by (12), while $E_T = \{(\delta_{N,T}^i, \delta_N^0) | \delta_{N,T}^i \in V_T\}$ have edge weights assigned by the terminal cost function as follows,

$$w_T^{i0} = w(\delta_{N,T}^i, \delta_N^0) = h_T(\delta_N^i), \forall (\delta_{N,T}^i, \delta_N^0) \in E_T. \quad (15)$$

Reconsider Example 1 with $T = 4$ and $x_0 = \delta_4^2$. Assume the terminal set is $\Omega_4 = \{\delta_4^3, \delta_4^4\}$. This problem setting essentially says that we want to transfer Σ_1 from δ_4^2 to δ_4^3 or δ_4^4 in exactly 4 steps, while the actual terminal state is the one preferred by the performance index (6). The resulting TE-STG⁺ of Σ_1 is illustrated in Fig. 3. Note that, like Fig. 1, the edge weights are not annotated explicitly for readability purpose, but they can be easily computed once the g and h_T in Problem 1 are specified. Besides, since the state δ_N^0 is a fictitious one like a placeholder, no control input is needed for its incoming edges.

Remark 10: The extra vertex denoting the fictitious state δ_N^0 is introduced for two benefits. First, the terminal cost given

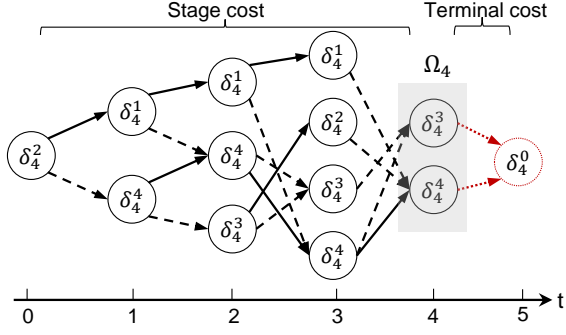


Fig. 3. TE-STG⁺ of the BCN Σ_1 in Example 1 for $T = 4$ with $x_0 = \delta_4^{i_0}$. Solid edge: $u(t) = \delta_1^1$; dashed edge: $u(t) = \delta_2^2$. The rightmost vertex highlighted in red is the fictitious destination state, whose incoming edges shown by red dotted arrows don't require any control inputs. The terminal constraint set Ω in this case includes the two shaded states at $t = 4$.

by h_T can be seamlessly incorporated into the graph, just like the stage cost yielded by g . Second, as Fig. 3 shows, we now have a single target vertex regardless of the size of the terminal set Ω , which will only require an SP from x_0 to δ_N^0 .

Remark 11: For illustration purpose, a very small BCN with only 4 states is used in Example 1. One may notice in Fig. 3 that the terminal states have already been reached before $T = 4$. This should not be case for a large network in practice.

The following theorem establishes the connection between fixed-time optimal control and the SP on the TE-STG⁺.

Theorem 1: Consider Problem 1 under Assumption 1. Given $x_0 = \delta_N^{i_0}$, if $\Omega \cap \mathcal{R}(x_0, T) \neq \emptyset$, then there exists a shortest path $p^* = \langle \delta_{N,0}^{i_0}, \delta_{N,1}^{i_1^*}, \dots, \delta_{N,T}^{i_T^*}, \delta_{N,T+1}^0 \rangle$ from vertex $\delta_{N,0}^{i_0}$ to vertex $\delta_{N,T+1}^0$ on the TE-STG⁺ $G_{te}^+ = (V, E, x_0, T, \Omega)$. The minimum value of the cost function (6) is $J_T^* = w(p^*)$, and an optimal control sequence is

$$U^* = \{u_0^{i_0 i_1^*}, u_1^{i_1^* i_2^*}, \dots, u_{T-1}^{i_{T-1}^* i_T^*}\}. \quad (16)$$

Proof: Proposition 1 guarantees that the feasible set \mathbb{U}_f of the optimization problem (6) is not empty. Let \mathbb{P} be the set of paths from $\delta_{N,0}^{i_0}$ to $\delta_{N,T+1}^0$ on G_{te}^+ . We prove the above theorem by justifying the two claims: (i) a subset $\mathbb{U} \subseteq \mathbb{U}_f$ can be built such that for any $U_f \in \mathbb{U}_f$, there exists $U \in \mathbb{U}$ satisfying $J_T(U) \leq J_T(U_f)$; (ii) there is a bijective function $\pi : \mathbb{U} \rightarrow \mathbb{P}$ such that U can steer the BCN (3) along the path $p = \pi(U) \in \mathbb{P}$ with $J_T(U) = w(\pi(U))$, $\forall U \in \mathbb{U}$.

Given any $U_f = \{u(t) \in \Delta_M\}_{t=0}^{T-1} \in \mathbb{U}_f$, a unique state trajectory of the BCN (3) is obtained as $s(U_f) = \{x(t) | x(t) \in \Delta_N\}_{t=0}^T$ with $x(0) = x_0$, $x(T) \in \Omega$ and $x(t+1) = Lu(t)x(t)$, $\forall t \in [0, T-1]$. Consider a state transition pair in $s(U)$ from $x(t) = \delta_N^{i_t}$ to $x(t+1) = \delta_N^{i_{t+1}}$ driven by $u(t) \in U_f$, $t \in [0, T-1]$. It follows from (13) that, if $u(t) \neq u_t^{i_t i_{t+1}}$, we can always replace $u(t)$ with $u_t^{i_t i_{t+1}}$ to get another feasible solution U^t while guaranteeing $J_T(U^t) \leq J_T(U_f)$ and $s(U^t) = s(U_f)$. Define an operation $\kappa : \mathbb{U}_f \rightarrow \mathbb{U}_f$ that performs such replacement at $\forall t \in [0, T-1]$. It follows that $J_T(\kappa(U_f)) \leq J_T(U_f)$, $s(\kappa(U_f)) = s(U_f)$, $\forall U_f \in \mathbb{U}_f$. Note that even $U_f \neq U_f'$ for $U_f, U_f' \in \mathbb{U}_f$, there may still exist $\kappa(U_f) = \kappa(U_f')$. Set up a candidate set $\mathbb{U} = \{\kappa(U_f) | U_f \in \mathbb{U}_f\} \subseteq \mathbb{U}_f$ after such duplicative items are removed. We have thus shown that Claim (i) is true.

Intuitively, Claim (i) tells that, if we want an optimal control sequence, then at each state transition it is necessary to take the optimal control action (if there are multiple qualified ones; see (13)). It is evident that we only need to search \mathbb{U} for an optimal solution, that is, $\exists U^* \in \mathbb{U}$, $J_T^* = J(U^*)$.

Consider Claim (ii) now. Given any control sequence $U = \{u(t) = u_t^{i_t i_{t+1}} \in \Delta_M\}_{t=0}^{T-1} \in \mathbb{U}$, the state trajectory produced by U is $s(U) = \{\delta_N^{i_0}, \delta_N^{i_1}, \dots, \delta_N^{i_T}\}$, $\delta_N^{i_T} \in \Omega$. We first focus on the path $p' = \langle \delta_{N,0}^{i_0}, \delta_{N,1}^{i_1}, \dots, \delta_{N,T}^{i_T} \rangle$ on G_{te}^+ . Since each $u(t)$ is given by (13) now, from (4) and (12), we have

$$w(p') = \sum_{t=0}^{T-1} w_t^{i_t i_{t+1}} = \sum_{t=0}^{T-1} g(\delta_N^{i_t}, u(t), t). \quad (17)$$

Now extend p' to vertex $\delta_{N,T+1}^0$ to form a complete path p from $\delta_{N,0}^{i_0}$ to $\delta_{N,T+1}^0$. The weight of the last edge (15) yields

$$w(p) = w_T^{i_T 0} + w(p') = h_T(\delta_N^{i_T}) + \sum_{t=0}^{T-1} g(\delta_N^{i_t}, u(t), t), \quad (18)$$

which asserts from (6) that $J_T(U) = w(p)$. Note that the incoming edges of $\delta_{N,T+1}^0$ need no control.

Next, we check the backward direction starting from a path $p = \langle \delta_{N,0}^{i_0}, \delta_{N,1}^{i_1}, \dots, \delta_{N,T}^{i_T}, \delta_{N,T+1}^0 \rangle \in \mathbb{P}$. Construction of the TE-STG⁺ in Definition 6 ensures $\delta_N^{i_T} \in \Omega$. Thus, p can be mapped to a unique state trajectory $s = \{\delta_N^{i_0}, \delta_N^{i_1}, \dots, \delta_N^{i_T}\}$ for Problem 1. Obviously, s can be achieved by a control sequence $U = \{u_t^{i_t i_{t+1}} \in \Delta_M\}_{t=0}^{T-1}$ according to (13). Besides, the previous construction of \mathbb{U} ensures that U is the only control sequence in \mathbb{U} that can attain s , since the transition from state $\delta_N^{i_t}$ to state $\delta_N^{i_{t+1}}$ at time t is always steered by $u_t^{i_t i_{t+1}}$ in any solution of \mathbb{U} , $i, j \in [1, N]$. Thus, there is a one-to-one correspondence between elements in \mathbb{U} and \mathbb{P} . Claim (ii) is proved.

Note that both sets \mathbb{U} and \mathbb{P} are finite, because $\forall U \in \mathbb{U}$, $|U| = T$, and $\forall p \in \mathbb{P}$, $\epsilon(p) = T+1$. Theorem 1 is therefore a direct consequence of Claim (i) and (ii). ■

B. Dynamic Programming (DP) on TE-STG⁺

The problem following Theorem 1 immediately is how to locate an SP from x_0 to δ_N^0 on the TE-STG⁺ efficiently. One may want to simply apply a classic SP algorithm on G_{te}^+ . However, to achieve better time efficiency, we propose a custom method based on dynamic programming (DP), which can even beat the well-performing Dijkstra's algorithm (Remark 13). Note that a DP based approach is also adopted by [3] to perform optimal control of PBNs with the Markov decision process theory. The intuition of our approach is that any subpath of an SP is itself an SP as well (see Section II-C).

Since the proposed DP algorithm proceeds backward in time, it is a little awkward to use the standard adjacency-list representation [29] of the TE-STG⁺. To achieve maximum time efficiency, we develop an auxiliary predecessor-list representation (PLR) of the TE-STG⁺, which can be roughly viewed as the reverse of the normal adjacency lists.

Definition 7: Consider a TE-STG⁺ $G_{te}^+ = (V, E, x_0, T, \Omega)$. Its PLR $\mathcal{P} = \{P_t\}_{t=1}^{T+1}$ contains $T+1$ arrays, of which P_t is composed of $|V_t|$ lists, one for each vertex in V_t . Denote the list for vertex $\delta_{N,t}^j \in V_t$ by $P_t[\delta_{N,t}^j]$, $t \in [1, T+1]$, each element

as a triple composed of the predecessor, the edge weight, and the associated control input, given by

$$P_t[\delta_N^j] = \{(\delta_N^i, w_{t-1}^{ij}, u_{t-1}^{ij}) | (\delta_{N,t-1}^i, \delta_{N,t}^j) \in E_{t-1}\}, \quad (19)$$

where w_{t-1}^{ij} and u_{t-1}^{ij} are specified by (12) and (13).

Remark 12: Intuitively, the TE-STG⁺ shown in Fig. 3 is a layered network. P_t stores the vertex connectivity and edge weight information between the $(t-1)$ -th layer and the t -th layer so that we can walk backward along the time axis easily. For instance, we can read straightforwardly from Fig. 3 that $P_4(\delta_4^3) = \{(\delta_{4,3}^3, w_3^{33}, u_3^{33}), (\delta_{4,3}^4, w_3^{43}, u_3^{43})\}$.

The following theorem presents the solution to Problem 1 using the DP technique with the PLR of a TE-STG⁺.

Theorem 2: Consider Problem 1 and the associated TE-STG⁺ $G_{te}^+ = (V, E, x_0, T, \Omega)$ with $x_0 = \delta_N^{i_0}$. Let $w^{(k)}(\delta_N^j)$ denote the weight of a k -edge SP from vertex $\delta_{N,0}^{i_0}$ to vertex $\delta_{N,k}^j$ on G_{te}^+ . Suppose p^* is an SP from $\delta_{N,0}^{i_0}$ to $\delta_{N,T+1}^0$. Then we have $w(p^*) = w^{(T+1)}(\delta_N^0)$ and the following recursion

$$w^{(t)}(\delta_N^j) = \min_{\delta_N^i \in P_t[\delta_N^j]} w^{(t-1)}(\delta_N^i) + w_{t-1}^{ij}, \quad (20)$$

for all $t \in [1, T+1]$, where $\{P_t\}_{t=1}^{T+1}$ is the PLR of G_{te}^+ . The initial condition (termination condition) is

$$w^{(0)}(\delta_N^j) = \begin{cases} 0, & j = i_0 \\ \infty, & \text{otherwise} \end{cases}. \quad (21)$$

Proof: The intuition of the recursion (20) is that a vertex $\delta_{N,t}^j$ can be reached from any predecessor $\delta_{N,t-1}^i$ in one step, and we just try each choice. It is derived from the standard DP technique, whose correctness can be proved directly by Bellman's Principle of Optimality, a widely applied tool in optimal control [3]. This principle is intuitively apparent, and rigorous proofs of it can be found in monographs like [34], whose details are omitted here. ■

Combing Theorem 1 and 2, we can get the minimum cost J_T^* for Problem 1. Nevertheless, we are more interested in the optimal control sequence U^* that attains J_T^* . The key is to record the optimal state trajectory when solving (20). Based on Theorem 2, Algorithm 1 is developed to reconstruct U^* .

Computational Complexity Analysis: The maximum possible number of vertices and edges in each layer of G_{te}^+ is N and MN respectively. As aforementioned, we can build this graph G_{te}^+ via BFS starting from x_0 in just linear time $O(|E|)$, that is, $O(TMN)$. The construction of PLR for G_{te}^+ needs to visit all of its edges, which takes $O(TMN)$ as well. The core function of Algorithm 1, SHORTESTPATH, implements top-down DP via the memoization technique [29], i.e., storing results into Γ and retrieving the cached results if same inputs recur, and proceeds backwards from δ_N^0 at $t = T+1$. Memoization can avoid repetitive computation [29], and accordingly each edge of G_{te}^+ is processed only once. SHORTESTPATH thus runs in time $O(TMN)$. The overall worst-case time complexity of Algorithm 1 is therefore $O(TMN)$.

Remark 13: Another common approach to implement DP is the bottom-up one [29], which solves all the subproblems first. Nonetheless, we feel that the top-down approach implemented by SHORTESTPATH is more intuitive. The recent work [26]

Algorithm 1 Fixed-time optimal control using DP

Input: A BCN Σ (3), x_0, T, h_T, g , and Ω in Problem 1

Output: The optimal control sequence U^*

```

1: Build the TE-STG+  $G_{te}^+$  according to Definition 6
2: Transform  $G_{te}^+$  into its PLR  $\{P_t\}_{t=1}^{T+1}$  by Definition 7
   ▽ A recursive function to implement DP (20)
3: function SHORTESTPATH( $t, j, U^*, \Gamma$ )
4:   if  $t = 0$  then                                     ▽ Initial condition
5:     return  $w^{(0)}(\delta_N^j)$  according to (21)
6:   end if
7:   if  $\Gamma$  has the key  $(t, j)$  then                       ▽ Memoization
8:     return  $\Gamma[(t, j)]$ 
9:   end if
10:   $i^* \leftarrow 0, d^* \leftarrow \infty$ 
11:  for all  $\delta_N^i \in P_t[\delta_N^j]$  do                             ▽ Recursion (20)
12:     $d \leftarrow \text{SHORTESTPATH}(t-1, i, U^*) + w_{t-1}^{ij}$ 
13:    if  $d < d^*$  then
14:       $i^* \leftarrow i, d^* \leftarrow d$ 
15:    end if
16:  end for
17:  if  $t \leq T$  then                                       ▽ Last edge needs no control
18:     $U^*[t-1] \leftarrow u_{t-1}^{i^*j}, \Gamma[(t, j)] \leftarrow d^*$ 
19:  end if
20: end function
   ▽ Find the  $(T+1)$ -edge shortest path from  $x_0$  to  $\delta_N^0$ 
21: Initialize an empty array  $U^*$  and an empty dictionary  $\Gamma$ 
22: SHORTESTPATH( $T+1, 0, U^*, \Gamma$ )

```

establishes a weighted graph to formulate the shortest path problem as well. However, neither the time-dependent stage cost function nor the terminal constraint set is considered in [26]. Moreover, [26] directly applies the standard Dijkstra's algorithm, which is designed for general SP problems, whose number of edges is not predetermined. Consequently, Dijkstra's algorithm is less efficient than Algorithm 1 in Problem 1, which runs in time $O(TMN + TN \log(TN))$ instead.

V. SOLUTION TO PROBLEM 2 VIA DIJKSTRA'S ALGORITHM

We divide Problem 2 into two cases depending on whether cost functions are time-dependent. Both cases will ultimately be conquered by Dijkstra's algorithm, but another advanced graph structure will be needed to reduce the time-variant case to an SP problem.

A. Case 1: Time-Invariant Stage Cost and Terminal Cost

In this case, neither g nor h of (7) depends on time t . Therefore, the STG becomes a static graph, whose edge weights are permanently fixed. If the terminal cost is always zero and there is only one destination state, then Problem 2 degrades to a standard SP problem on the STG. This simplest case has been solved in [19], [20], [26]. More generally, to address the additional terminal cost given by h , we follow the same idea in the solution of Problem 1 and introduce an extra fictitious state δ_N^0 as follows.

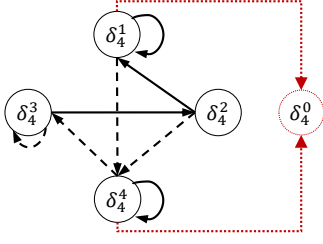


Fig. 4. STG⁺ of the BCN Σ_1 in Example 1 with an initial state $x_0 = \delta_4^3$ and an terminal set $\Omega = \{\delta_4^1, \delta_4^4\}$. Each solid (resp. dashed) edge represents a state transition driven by the control input δ_2^1 (resp. δ_2^2). The rightmost vertex represents the fictitious state δ_4^0 , whose incoming edges need no control inputs.

Definition 8: Consider Problem 2. The graph STG⁺, termed $G^+ = (V, E, x_0, \Omega)$, is an extension of the STG $G = (V', E', x_0)$, where $V = V' \cup \{\delta_N^0\}$ and $E = E' \cup E^0$ with $E^0 = \{(\delta_N^i, \delta_N^0) | \delta_N^i \in V' \cap \Omega\}$. The weights of edges in E' are assigned normally by (12), while the new edges in E^0 get their weights assigned by the terminal cost function in (7):

$$w(\delta_N^i, \delta_N^0) = h(\delta_N^i, \alpha), \forall (\delta_N^i, \delta_N^0) \in E^0, \quad (22)$$

where $\alpha \in \mathbb{N}$ (an arbitrary integer) is just a placeholder.

Since all edge weights of G^+ are time-invariant, we denote the weight and the control input of each edge $(\delta_N^i, \delta_N^j) \in E$ by w^{ij} and u^{ij} respectively. However, note that the edges $(\delta_N^i, \delta_N^0) \in E$ needs on control input. Reconsider Example 1 for Problem 2 with $x_0 = \delta_4^3$, $\Omega = \{\delta_4^1, \delta_4^4\}$. Its STG⁺ is illustrated in Fig. 4. The edge weights are omitted for clarity.

The following theorem solves Case 1 of Problem 2.

Theorem 3: Consider Problem 2 under Assumption 2 with time-independent functions g and h . Given $x_0 = \delta_N^{i_0}$ and Ω , if $\Omega \cap \mathcal{R}(x_0) \neq \emptyset$, there must exist an SP $p^* = \langle \delta_N^{i_0}, \delta_N^{i_1^*}, \delta_N^{i_2^*}, \dots, \delta_N^{i_{k-1}^*}, \delta_N^{i_k^*}, \delta_N^0 \rangle$, $k \in [1, N-1]$, on the STG⁺ $G^+ = (V, E, x_0, \Omega)$ such that the minimum value of (7) is $J^* = w(p^*)$. The corresponding optimal control sequence is $U^* = \{u^{i_0 i_1^*}, u^{i_1^* i_2^*}, \dots, u^{i_{k-1}^* i_k^*}\}$.

Proof: Note that $|V| \leq N + 1$ due to the extra vertex δ_N^0 . The existence of an SP p^* on G^+ with at most N edges can be proved based on Assumption 2 via reasoning similar to that in proof of Proposition 2: we can always remove cycles from a path p while keeping or reducing its weight until $\epsilon(p) < |V|$. Alternative proofs of this seemingly intuitive claim can be found in common textbooks on algorithms, like [29, Chapter 24]. Either way, let \mathbb{P} be the set of paths from $\delta_N^{i_0}$ to δ_N^0 with at most N edges; then \mathbb{P} must contain an SP.

Supposing \mathbb{U}_f is the feasible set of Problem 2, Proposition 2 states that it is enough to search $\mathbb{U}_f^N = \{U | |U| < N, U \in \mathbb{U}_f\}$ for an optimal solution. Similarly to the proof of Theorem 1, we first narrow \mathbb{U}_f^N to a prospective candidate set $\mathbb{U} \subseteq \mathbb{U}_f^N$ by replacing any control action from state δ_N^i to state δ_N^j with u^{ij} . It holds that \mathbb{U} must include an optimal solution. Note that both \mathbb{P} and \mathbb{U} are finite. Then, similarly to Theorem 1, we can establish a bijective function $\pi: \mathbb{U} \rightarrow \mathbb{P}$ that satisfies $|U| + 1 = \epsilon(\pi(U))$ and $J(U) = w(\pi(U))$, $\forall U \in \mathbb{U}$. The above conclusion $J^* = w(p^*)$ and $U^* = \pi^{-1}(p^*)$ holds clearly. ■

Theorem 3 has reduced Problem 2 with time-invariant costs to a regular single-pair SP problem [29] from x_0 to δ_N^0 on

the STG. Among various SP algorithms, the fastest one is Dijkstra's algorithm for graphs with nonnegative edge weights. Recall that Assumption 2 tells $g \geq 0$, and we can also assume $h \geq 0$ without loss of generality, as discussed in Section III-B.

To adapt Dijkstra's algorithm to this specific case, we make two modifications to its normal implementation: (i) record the vertices that compose the SP to reconstruct the optimal control sequence U^* ; (ii) terminate the search process once vertex δ_N^0 is reached, because we are only interested in the SP from x_0 to δ_N^0 . Algorithm 2 presents the modified Dijkstra's algorithm to solve Case 1 of Problem 2 for completeness purpose. Its correctness has been proved rigorously in popular textbooks such as [29, Chapter 24], and the proof is thus omitted here.

Algorithm 2 Fixed-destination optimal control with time-invariant costs using modified Dijkstra's algorithm

Input: A BCN Σ (3), $x_0 = \delta_N^{i_0}$, Ω , g , h in Problem 2

Output: The optimal control sequence U^*

- 1: Build the STG⁺ $G^+ = (V, E, x_0, \Omega)$ by Definition 4
 - 2: Create a min-priority queue \mathcal{Q} and two arrays P, D
 - 3: **for all** $\delta_N^i \in V$ **do** ▷ Set initial distances
 - 4: **if** $i = i_0$ **then** $D[i] \leftarrow 0$ **else** $D[i] \leftarrow \infty$ **end**
 - 5: Add i into \mathcal{Q} with its priority $D[i]$
 - 6: **end for**
 - ▷ The main loop continues until we reach δ_N^0
 - 7: **while** $|\mathcal{Q}| > 0$ **do** ▷ \mathcal{Q} is not empty
 - 8: $i \leftarrow$ extract the minimum-priority item from \mathcal{Q}
 - 9: **if** $i = 0$ **then break end** ▷ Early termination
 - 10: **for all** successor δ_N^j of δ_N^i **do**
 - 11: $d \leftarrow D[i] + w^{ij}$
 - 12: **if** $d < D[j]$ **then**
 - 13: $D[j] \leftarrow d$, $P[j] \leftarrow i$
 - 14: Update the priority of j in \mathcal{Q} to d
 - 15: **end if**
 - 16: **end for**
 - 17: **end while**
 - ▷ Reconstruct the optimal control sequence
 - 18: Create an array U^* , and set $j \leftarrow 0$
 - 19: **while** $j \neq i_0$ **do**
 - 20: $i \leftarrow P[j]$ ▷ Edge (δ_N^i, δ_N^j) on the shortest path
 - 21: Append u^{ij} (13) to U^* except $j = 0$
 - 22: $j \leftarrow i$
 - 23: **end while**
 - 24: Reverse U^* in place
-

Remark 14: The time complexity of Dijkstra's algorithm depends on the implementation of the min-priority queue \mathcal{Q} , and a running time of $O(|E| + |V| \log |V|)$ can be achieved by implementing \mathcal{Q} with a Fibonacci heap [29].

Computational Complexity Analysis: According to Definition 4, there are at most N vertices and MN edges in the STG, and the vertex for the fictitious state δ_N^0 has at most $|\Omega| \leq N$ incoming edges. We thus have $|V| = O(N)$ and $|E| = O(MN)$. The construction of G^+ , similar to construction of G_{te}^+ in Algorithm 1, takes time $O(MN)$. The final part, i.e., reconstruction of the optimal control sequence U^* (Line 18–24), runs in time $O(N)$, since the SP contains at

most N edges. Thus, the overall time complexity is dominated by the main loop (Line 7–17), i.e., the Dijkstra's procedures. Assume that the min-priority queue is implemented with a Fibonacci heap (commonly adopted in modern graph libraries), the worst-case time complexity of Algorithm 2 can be inferred from Dijkstra's algorithm as $O(MN + N \log N)$.

B. Case 2: Time-Variant Stage Cost and/or Terminal Cost

As aforementioned, the classic shortest path algorithms will not work once the edge weights may vary with time. To the best of knowledge, there are currently no studies on fixed-destination optimal control of BCNs with time-varying costs. Recall the TE-STG⁺ proposed in Section IV, and we naturally attempt to handle this time-variant case for Problem 2 in a similar way. However, one immediate difficulty is that, unlike Problem 1, the horizon length is not known beforehand, which prevents reuse of the DP-based Algorithm 1 in this case.

Hopefully, we may resort to Proposition 2 to overcome this obstacle, which states that it is enough to consider only control sequences of length less than N for an optimal one, though the exact length remains unknown. A straightforward method that reuses Algorithm 1 thus comes to our mind as follows.

Procedure 2: Solve Case 2 by reusing Algorithm 1.

- Step 1. Given $T \in [1, N - 1]$, transform this case into Problem 1 by setting $h_T(x(T)) = h(x(T), T)$.
- Step 2. Solve the problem obtained above with Algorithm 1 to get an optimal control sequence U_T^* of length T .
- Step 3. Repeat Step 1 and Step 2 for all possible T 's, and collect the results into $\mathbb{U}^* = \{U_T^*\}_{T=1}^{N-1}$. Obviously, the final solution is $U^* = \arg \min_{U \in \mathbb{U}^*} J_T(U)$ (see (6)).

The examination of all possible horizon lengths shown above is essentially the idea underlying the algebraic approach [19] for minimum-energy control towards a given target state, though it only considers time-invariant stage cost. A close idea is also adopted in [23] to detect the minimum average-weight cycle on the input-state transition graph. Nevertheless, such a somewhat brute-force method is still inevitably computationally expensive, whose running time is $O(N^4)$ [19], [23]. As for our case, even though each subproblem for a specific T can be solved by the more efficient Algorithm 1, the overall time complexity is still as high as $O(MN^3)$.

To further reduce the computational burden, we devise another approach by modifying the TE-STG⁺ (see Definition 6) towards an unknown but limited horizon length. More interestingly, Algorithm 2 can be reused on the resultant graph. We call the new graph a *time-expanded fixed-destination state transition graph* (TED-STG). Since the fictitious state δ_N^0 will also be incorporated into the graph, we denote the complete graph by TED-STG⁺. A formal definition is given below.

Definition 9: Consider Problem 2. A TED-STG⁺, termed $G_{\text{ted}}^+ = (V, E, x_0, \Omega)$, is an extension of the TE-STG. It can be built in three steps: (i) construct the TE-STG $G_{\text{te}} = (V', E', x_0, N - 1)$ by Definition 5; (ii) add a vertex to G_{te} indicating the fictitious state, i.e., $V = V' \cup \{\delta_N^0\}$; (iii) for each layer V_t' , $t \in [0, N - 1]$, connect vertices in $V_t' \cap \Omega$ to vertex δ_N^0 , and collect such new edges into E_t^0 . We have $E = E' \cup (\cup_{t=0}^{N-1} E_t^0)$. The weights of edges in E' are

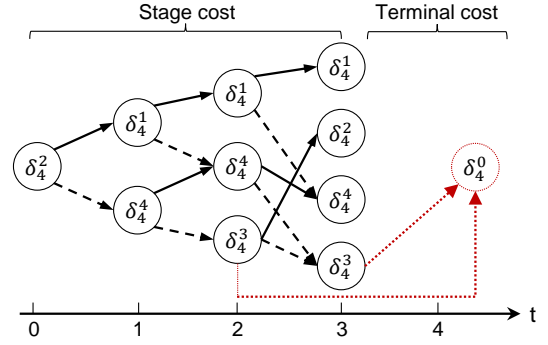


Fig. 5. TED-STG⁺ of the BCN Σ_1 in Example 1 with an initial state $x_0 = \delta_4^2$ and a terminal set $\Omega = \{\delta_4^3\}$. Solid edge: $u(t) = \delta_2^1$; dashed edge: $u(t) = \delta_2^2$. The rightmost vertex represents the fictitious destination state δ_4^0 , and its incoming edges need no control inputs and carry weights assigned by the terminal cost (23). Note that the vertex δ_4^0 has no fixed timestamp.

assigned normally by (12), while the weight of any new edge $(\delta_{N,t}^i, \delta_N^0) \in E_t^0, \forall t \in [0, N - 1]$, is assigned by the terminal cost function of (7):

$$w_t^{i0} = w(\delta_{N,t}^i, \delta_N^0) = h(\delta_{N,t}^i, t). \quad (23)$$

We use Example 1 again to illustrate a TED-STG⁺. Supposing the initial state and the terminal states of Σ_1 in Problem 2 are $x_0 = \delta_4^2$ and $\Omega = \{\delta_4^3\}$ respectively, we can build the TED-STG⁺ by Definition 9 and depict it in Fig. 5. Note that though we place vertex δ_N^0 on the far right, unlike the TE-STG⁺ in Fig. 3, this vertex itself doesn't have a fixed timestamp, because any preceding vertices on its left may be connected to it. We hence denote the rightmost vertex by δ_N^0 rather than $\delta_{N,N}^0$ in a TED-STG⁺ to underline the difference.

Just like the TE-STG⁺, the edge weights in a TED-STG⁺ do not change with time, though the cost functions g and h are themselves time-dependent. We associate Problem 2 with the SP problem on a TED-STG⁺ by the following theorem.

Theorem 4: Consider Problem 2 under Assumption 2. Given $x_0 = \delta_{N,0}^{i_0}$ and Ω , if $\Omega \cap \mathcal{R}(x_0) \neq \emptyset$, there must exist a shortest path $p^* = \langle \delta_{N,0}^{i_0}, \delta_{N,1}^{i_1^*}, \delta_{N,2}^{i_2^*}, \dots, \delta_{N,k-1}^{i_{k-1}^*}, \delta_{N,k}^{i_k^*}, \delta_N^0 \rangle$, $k \in [1, N - 1]$, on the TED-STG⁺ $G_{\text{ted}}^+ = (V, E, x_0, \Omega)$ such that the minimum cost of (7) is $J^* = w(p^*)$, where $\delta_{N,t}^{i_t^*} \in V_t, \forall t \in [1, k]$. The corresponding optimal control sequence is $U^* = \{u_0^{i_0^*}, u_1^{i_1^*}, \dots, u_{k-1}^{i_{k-1}^*}\}$.

Proof: We can prove this theorem similarly to that of Theorem 1. Let \mathbb{U}_f denote the feasible set of Problem 2, and $\mathbb{U}_f^N = \{U \mid |U| < N, U \in \mathbb{U}_f\} \subseteq \mathbb{U}_f$. Then, Proposition 2 guarantees that $\mathbb{U}_f^N \neq \emptyset$ and $\exists U^* \in \mathbb{U}_f^N, J(U^*) = J^*$. It is clear that \mathbb{U}_f^N is finite. We can further narrow \mathbb{U}_f^N to $\mathbb{U} \subseteq \mathbb{U}_f^N$ by replacing any control action from state δ_N^i to δ_N^j at time t with u_t^{ij} (13) (like Claim (i) in proof of Theorem 1).

For any $U = \{u(t)\}_{t=0}^{k-1} \in \mathbb{U}, k \in [1, N - 1]$, we have a state trajectory $s(U) = \{\delta_{N,0}^{i_0}, \delta_{N,1}^{i_1}, \dots, \delta_{N,k}^{i_k}\}$ satisfying $\delta_{N,k}^{i_k} \in \Omega$ and $\delta_{N,t+1}^{i_{t+1}} = Lu(t)\delta_{N,t}^{i_t}, \forall t \in [0, k - 1]$. This state trajectory is uniquely mapped to a path $p' = \langle \delta_{N,0}^{i_0}, \delta_{N,1}^{i_1}, \dots, \delta_{N,k}^{i_k} \rangle$ on G_{ted}^+ , which is subsequently extended to vertex δ_N^0 by appending the edge $(\delta_{N,k}^{i_k}, \delta_N^0)$. Let the set of paths from $\delta_{N,0}^{i_0}$ to δ_N^0 on G_{ted}^+ be \mathbb{P} , which is obviously finite because G_{ted}^+ is

acyclic due to its layered structure. We can figure out easily, following the same reasoning as that in proof of Claim (ii) for Theorem 1, that a bijective mapping $\pi : \mathbb{U} \rightarrow \mathbb{P}$ exists such that $\epsilon(\pi(U)) = |U| + 1$ and $J(U) = w(\pi(U))$, $\forall U \in \mathbb{U}$. Since $p^* \in \mathbb{P}$ is an SP, we have $J^* = w(p^*)$ with $U^* = \pi^{-1}(p^*) \in \mathbb{U}$, which leads to Theorem 4 directly. ■

Theorem 4 transforms Problem 2 with time-dependent cost functions into a standard single-pair (i.e., $\delta_{N,0}^{i_0}$ to δ_N^0) SP problem on the TED-STG⁺. Since all edges of this graph have nonnegative weights, we can apply Dijkstra's algorithm again to identify the SP, which is the same as Algorithm 2 except that the TED-STG⁺ is used instead of the STG⁺. We detail the algorithm in the online supplementary material on ArXiv (Algorithm S1) to conserve space here.

Computational Complexity Analysis: Definition 9 tells that there are $N - 1$ layers in the TED-STG⁺ $G_{\text{ted}}^+ = (V, E, x_0, \Omega)$ except δ_N^0 . Each layer has at most N vertices, and at most MN edges exist between two consecutive layers. We thus have $|V| = O(N^2)$ and $|E| = O(MN^2)$. Like a TE-STG⁺, the TED-STG⁺ can be built quickly in $O(MN^2)$. Note that the PLR is not needed here, and the standard adjacency-list representation works. Therefore, like Algorithm 2, the time complexity of Algorithm S1 is dominated by the Dijkstra's SP part. Consequently, Algorithm S1 runs in time $O(MN^2 + N^2 \log N^2) = O(N^2(M + 2 \log N))$, which is typically much faster than $O(N^4)$ [19] and $O(MN^3)$ of Procedure 2.

Remark 15: Evidently, Theorem 4 also applies to the first case of Problem 2. However, the specialized Algorithm 2 for time-invariant costs is much faster than Algorithm S1.

VI. EXTENSION TO MORE CONSTRAINTS ON STATE TRAJECTORY, TRANSITION, AND CONTROL INPUT

We considered the most common constraints, i.e., the desired set of terminal states, in both problems. However, in engineering practice, we may encounter more constraints, for example, to avoid visiting certain dangerous states [3], [28] at each time step and the unavailability of certain inputs. This section will discuss how more general constraints can be easily handled in our graph-theoretical approach. In short, we only need to make trivial modifications of related graphs, and all proposed algorithms can remain unchanged. Following [27], three types of general constraints are considered. For conciseness, we refer to the graph used in an algorithm by \bar{G} without discriminating the STG⁺, TE-STG⁺, and TED-STG⁺, since the constraint handling rules apply to them uniformly.

A. State Trajectory Constraint

If a set of undesired states $C_x \subset \Delta_N$ is to be avoided, then we can simply remove all vertices bound to these states (as well as edges incident to the vertices) from \bar{G} . It is essentially the same way we handle terminal constraints. After such preprocessing, only the states $\mathcal{R}(x_0) \setminus C_x$ remain in the graph.

B. Control Input Constraint

A control input $u = \delta_M^i$ is possibly unrealizable in practice. An example is that we may still lack effective means to

manipulate specific genes in a GRN, or a therapeutic treatment is unaffordable. In such cases, all edges depending on δ_M^i should be eliminated from \bar{G} . More generally, if a set of control inputs $C_u = \{\delta_M^i | i \in Z_u\}$, $Z_u \subset [1, M]$ is unavailable, then the quick edge detection criterion (10) now becomes

$$E = \{(\delta_N^i, \delta_N^j) | \exists k \in [1, M] \setminus Z_u, \text{Blk}_k(L)_{ji} = 1\}.$$

C. Transition Constraint

A forbidden transition means the prohibited use of certain input $u = \delta_M^i$ for certain state $x = \delta_N^j$. This may happen in a clinical scenario where a drug exhibits severe side effects for a special physical state. To avoid forbidden transitions, we prune \bar{G} by deleting edges representing such transitions. Formally, let $C_u(x) = \{\delta_M^i | i \in Z_u(x)\}$, where $Z_u(x) \subset [1, M]$, denote the set of forbidden inputs for state $x \in \Delta_N$. The remaining edges after pruning are given by (adapted from (10))

$$E = \{(\delta_N^i, \delta_N^j) | \exists k \in [1, M] \setminus Z_u(\delta_N^i), \text{Blk}_k(L)_{ji} = 1\}.$$

Obviously, the above three constraint handling rules can be enforced during graph construction, and the worst-case time complexity of each algorithm remains unchanged. Note that if a state becomes unreachable from x_0 after such processing, we can eliminate all vertices bound to this state from \bar{G} .

Remark 16: Constraint handling is also considered in some existing studies on FHOC, e.g., [19], [21], which simply set $g(x(t), u(t)) = \infty$ if $x(t), u(t)$, or the transition is prohibited.

VII. COMPARISON OF TIME COMPLEXITY WITH EXISTENT WORK ON FINITE-HORIZON OPTIMAL CONTROL

Since the STP theory and the ASSR of BCNs were popularized mostly in the past decade [8], we review studies on FHOC of BCNs published in the last ten years and conduct a comparison of computational complexity among all these methods and our approach. However, unlike our algorithms which target the most general problems, most of the existent methods are developed for certain special cases of Problem 1 or Problem 2. We therefore categorize these various optimal control tasks according to their characteristics to facilitate fair comparison. The results are summarized in Table I, where, as always, $N = 2^n$ and $M = 2^m$ for a n -state, m -input BCN (2), and T denotes the fixed horizon length in Problem 1.

To get better understanding of Table I, note that we can always assume $M \leq N$ because a state can transit to at most N succeeding states regardless of the number of control inputs. In fact, we usually have $m < n$ and thus $M \ll N$ in practice especially for large networks. For example, it has been shown that controlling a fraction of the nodes can be enough to steer the whole network [30], [35]. At a glance, Table I shows that our graph-theoretical approach can accomplish higher time efficiency than all existent work except [21] and [26], which get the same time complexity as ours. Furthermore, if the stage cost in Problem 2 is time-variant, there are currently no published work on this topic to the best of our knowledge, and only Algorithm S1 can handle it. Therefore, we conclude that, though we target FHOC problems ambitiously in their most general form, the computational efficiency of our approach is still superior to that of most existing work in the literature.

TABLE I
TIME COMPLEXITY COMPARISON BETWEEN EXISTING WORK AND THE PROPOSED APPROACH ON FINITE-HORIZON OPTIMAL CONTROL

Problem Type	Task characteristics	Time complexity	
		Existent work	Proposed approach
Problem 1	Mayer-type optimal control (only terminal cost)	$O(TMN^2)$ [17], [18]	$O(TMN)$ (Algorithm 1)
	Minimum-energy control ^a (only time-invariant stage cost)	$O(TN^3)$ [19, Algorithm 3.2]	
	Time-discounted stage cost (no terminal cost)	$O(MN + N^3 \log_2 T)$ [22, Theorem 3] $O(M^2 N^3 + TMN(N + M))$ [16, Proposition 4.1]	
	Both terminal cost and stage cost (general form, time-invariant)	$O(MN + N^3 \log_2 T)$ [22, Corollary 2] $O(TMN + TN \log(TN))^b$ [26, Theorem 2.14]	
	Both terminal cost and stage cost (general form, possibly time-variant)	$O(TMN)$ [21]	
Problem 2	Time-optimal control (only constant stage cost equal to 1)	$O(MN^3)^c$ [20], [32]	$O(MN + N \log N)$ (Algorithm 2)
	Minimum-energy control ^a (only specific time-invariant stage cost)	$O(N^4)$ [19, Algorithm 3.3]	
	Time-invariant stage cost (general form, no terminal cost)	$O(MN + N \log N)^b$ [26, Theorem 2.7]	
	Time-variant stage cost and/or terminal cost	—	$O(N^2(M + 2 \log N))$ (Algorithm S1)

^a The study [19] discusses both the fixed-time and fixed-destination minimum-energy control through two similar algorithms.

^b $\mathcal{R}(x_0)$ is originally obtained in [26] with the computationally expensive algebraic method [6]. For fair comparison, we replace it with the cheaper graph-based BFS method (see Section IV-A). [26] uses the standard Dijkstra's algorithm to solve the first case of Problem 2.

^c It is $O(T^*MN^2)$ more precisely, where T^* is the minimum time actually required. Note that we have $T^* = N - 1$ in the worst case.

Note that the time complexity listed in Table I refers to the worst-case one, which indicates the longest running time of an algorithm given any possible input. By convention, the worst-case running time is used to measure the efficiency of an algorithm [22], [24], [29]. A noteworthy point is that all the algebraic approaches in Table I, i.e., all existent work except [26], have their average-case time complexity equal to the worst-case one, because they essentially operate on matrices of identical sizes irrespective of the initial state or the value of L (3). However, in our Algorithm 1 and 2, the actual size of the graph depends on particular problem configurations. For example, these graphs only comprise states in $\mathcal{R}(x_0)$, while the algebraic methods always consider all the N states. Consequently, our graph-theoretical approach attains potentially lower average-case time complexity than [21] in practice, though they share the same worst-case complexity.

Remark 17: Most algebraic methods listed in Table I solely attempt to solve the FHOC problems without paying enough attention to time efficiency. For instance, the states and control inputs prohibited by given constraints are still involved in matrix calculations in methods like [19], [21] (see Remark 16). By contrast, our constraint handling technique based on graph pruning excludes them entirely from subsequent processing. Such unnecessary computations in existing work can result in lower time efficiency. On the other hand, we acknowledge that our approach may take more memory space, since it constructs auxiliary graph structures as discussed above.

Remark 18: Most studies in Table I didn't state clearly the time complexity of their algorithms (except [21] and [22]). We analyzed them assuming that the STP-related calculations were done using the MATLAB toolbox¹ developed by Daizhan Cheng etc. [16] However, given the high sparsity of matrices involved in ASSR, advanced numerical routines may exist for

speedup, which is beyond the scope of this study though.

VIII. CONCLUSION

This paper focused on FHOC of BCNs from a graph-theoretical perspective. We unified various kinds of specific FHOC problems into two general constrained optimization problems, which can incorporate time-variant stage costs and a diverse range of constraints. Then, as a central contribution of this study, we established equivalence between general FHOC problems and the SP problem on specific graphs. Two efficient algorithms were afterwards designed to find such an SP. As shown by time complexity comparison, our approach can handle the most general problems while maintaining a competitive advantage in computational efficiency. Finally, we note that all SP problems in Problem 1 and 2 can be technically solved by a standard SP algorithm, like Dijkstra's algorithm, though we proposed two custom algorithms for efficiency purpose. In short, our graph-theoretical approach is characterized by high computational efficiency and methodological consistency across a wide range of FHOC problems.

Due to the discrete nature of BCNs, we believe it is a promising direction to hybridize the newly developed ASSR with the classic graph theory for more studies on BCNs beyond FHOC. One future work is to adapt this graph-theoretical approach to infinite-horizon optimal control problems.

REFERENCES

- [1] S. A. Kauffman, "Metabolic stability and epigenesis in randomly constructed genetic nets," *Journal of theoretical biology*, vol. 22, no. 3, pp. 437–467, 1969.
- [2] A. Saadatpour and R. Albert, "Boolean modeling of biological regulatory networks: a methodology tutorial," *Methods*, vol. 62, no. 1, pp. 3–12, 2013.
- [3] A. Datta, A. Choudhary, M. L. Bittner, and E. R. Dougherty, "External control in markovian genetic regulatory networks," *Machine learning*, vol. 52, no. 1-2, pp. 169–191, 2003.

¹Please refer to <http://lsc.amss.ac.cn/~dcheng> for the toolbox.

- [4] D. G. Green, T. G. Leishman, and S. Sadedin, "The emergence of social consensus in boolean networks," in *2007 IEEE Symposium on Artificial Life*, April 2007, pp. 402–408.
- [5] M. A. L. Caetano and T. Yoneyama, "Boolean network representation of contagion dynamics during a financial crisis," *Physica A: Statistical Mechanics and its Applications*, vol. 417, pp. 1–6, 2015.
- [6] D. Cheng and H. Qi, "Controllability and observability of boolean control networks," *Automatica*, vol. 45, no. 7, pp. 1659–1667, 2009.
- [7] A. Garg, A. Di Cara, I. Xenarios, L. Mendoza, and G. De Micheli, "Synchronous versus asynchronous modeling of gene regulatory networks," *Bioinformatics*, vol. 24, no. 17, pp. 1917–1925, 2008.
- [8] D. Cheng and H. Qi, "A linear representation of dynamics of boolean networks," *IEEE Transactions on Automatic Control*, vol. 55, no. 10, pp. 2251–2258, 2010.
- [9] Y. Zhao, H. Qi, and D. Cheng, "Input-state incidence matrix of boolean control networks and its applications," *Systems & Control Letters*, vol. 59, no. 12, pp. 767–774, 2010.
- [10] D. Laschov, M. Margaliot, and G. Even, "Observability of boolean networks: A graph-theoretic approach," *Automatica*, vol. 49, no. 8, pp. 2351–2362, 2013.
- [11] D. Cheng, H. Qi, Z. Li, and J. B. Liu, "Stability and stabilization of boolean networks," *International Journal of Robust and Nonlinear Control*, vol. 21, no. 2, pp. 134–156, 2011.
- [12] B. Li, Y. Liu, J. Lou, J. Lu, and J. Cao, "The robustness of outputs with respect to disturbances for boolean control networks," *IEEE transactions on neural networks and learning systems*, 2019.
- [13] Y. Zhao, B. K. Ghosh, and D. Cheng, "Control of large-scale boolean networks via network aggregation," *IEEE transactions on neural networks and learning systems*, vol. 27, no. 7, pp. 1527–1536, 2015.
- [14] Y. Zhao, Z. Li, and D. Cheng, "Optimal control of logical control networks," *IEEE Transactions on Automatic Control*, vol. 56, no. 8, pp. 1766–1776, 2010.
- [15] D. Cheng, Y. Zhao, and J.-B. Liu, "Optimal control of finite-valued networks," *Asian Journal of Control*, vol. 16, no. 4, pp. 1179–1190, 2014.
- [16] D. Cheng, Y. Zhao, and T. Xu, "Receding horizon based feedback optimization for mix-valued logical networks," *IEEE Transactions on Automatic Control*, vol. 60, no. 12, pp. 3362–3366, 2015.
- [17] D. Laschov and M. Margaliot, "A maximum principle for single-input boolean control networks," *IEEE Transactions on Automatic Control*, vol. 56, no. 4, pp. 913–917, 2010.
- [18] D. Laschov and M. Margaliot, "A pontryagin maximum principle for multi-input boolean control networks," *Recent advances in dynamics and control of neural networks*, 2013.
- [19] F. Li and X. Lu, "Minimum energy control and optimal-satisfactory control of boolean control network," *Physics Letters A*, vol. 377, no. 43, pp. 3112–3118, 2013.
- [20] D. Laschov and M. Margaliot, "Minimum-time control of boolean networks," *SIAM Journal on Control and Optimization*, vol. 51, no. 4, pp. 2869–2892, 2013.
- [21] E. Fornasini and M. E. Valcher, "Optimal control of boolean control networks," *IEEE Transactions on Automatic Control*, vol. 59, no. 5, pp. 1258–1270, 2013.
- [22] Q. Zhu, Y. Liu, J. Lu, and J. Cao, "On the optimal control of boolean control networks," *SIAM Journal on Control and Optimization*, vol. 56, no. 2, pp. 1321–1341, 2018.
- [23] Y. Zhao, "A floyd-like algorithm for optimization of mix-valued logical control networks," in *Proceedings of the 30th Chinese Control Conference*. IEEE, 2011, pp. 1972–1977.
- [24] Y. Wu, X.-M. Sun, X. Zhao, and T. Shen, "Optimal control of boolean control networks with average cost: A policy iteration approach," *Automatica*, vol. 100, pp. 378–387, 2019.
- [25] R. Pal, A. Datta, and E. R. Dougherty, "Optimal infinite-horizon control for probabilistic boolean networks," *IEEE Transactions on Signal Processing*, vol. 54, no. 6, pp. 2375–2387, 2006.
- [26] X. Cui, J.-E. Feng, and S. Wang, "Optimal control problem of boolean control networks: A graph-theoretical approach," in *2018 Chinese Control And Decision Conference (CCDC)*. IEEE, 2018, pp. 4511–4516.
- [27] Z. Zhang, T. Leifeld, and P. Zhang, "Finite horizon tracking control of boolean control networks," *IEEE Transactions on Automatic Control*, vol. 63, no. 6, pp. 1798–1805, 2017.
- [28] B. Faryabi, G. Vahedi, J.-F. Chamberland, A. Datta, and E. R. Dougherty, "Optimal constrained stationary intervention in gene regulatory networks," *EURASIP Journal on Bioinformatics and Systems Biology*, vol. 2008, no. 1, p. 620767, 2008.
- [29] T. H. Cormen, C. E. Leiserson, R. L. Rivest, and C. Stein, *Introduction to algorithms*. MIT press, 2009.
- [30] J. Kim, S.-M. Park, and K.-H. Cho, "Discovery of a kernel for controlling biomolecular regulatory networks," *Scientific reports*, vol. 3, p. 2223, 2013.
- [31] J. O'Reilly, "The discrete linear time invariant time-optimal control problem: an overview," *Automatica*, vol. 17, no. 2, pp. 363–370, 1981.
- [32] H. Chen, B. Wu, and J. Lu, "A minimum-time control for boolean control networks with impulsive disturbances," *Applied Mathematics and Computation*, vol. 273, pp. 477–483, 2016.
- [33] S. Pallottino and M. G. Scutella, "Shortest path algorithms in transportation models: classical and innovative aspects," in *Equilibrium and advanced transportation modelling*. Springer, 1998, pp. 245–281.
- [34] R. Bellman, *Dynamic Programming*, 1st ed. Princeton, NJ, USA: Princeton University Press, 1957.
- [35] J. Lu, J. Zhong, C. Huang, and J. Cao, "On pinning controllability of boolean control networks," *IEEE Transactions on Automatic Control*, vol. 61, no. 6, pp. 1658–1663, 2015.

Finite-Horizon Optimal Control of Boolean Control Networks: A Unified Graph-Theoretical Approach (Supplementary Material)

Shuhua Gao, Changkai Sun, Cheng Xiang*, Kairong Qin, and Tong Heng Lee

Algorithm S1 Fixed-destination optimal control with time-variant costs using modified Dijkstra's algorithm

Input: A BCN $\Sigma(3)$, $x_0 = \delta_N^{i_0}$, Ω , and g, h in Problem 2

Output: The optimal control sequence U^*

Require: $\Omega \cap \mathcal{R}(x_0) \neq \emptyset$

▷ At least destination state is reachable

▽ Initialization: build the graph and set all initial distances

▽ Note that the vertex for the virtual state δ_N^0 is labeled $\delta_{N,N}^0$ in this implementation to facilitate programming

1: Build the TED-STG⁺ $G_{\text{ted}}^+ = (V, E, x_0, \Omega)$ for Σ according to Definition 9

2: Create an empty min-priority queue \mathcal{Q} , whose element is a pair of integers

3: Create two empty dictionaries $P : (i, t) \rightarrow (j, t')$ and $D : (i, t) \rightarrow \mathbb{R}$, where i, j, t, t' are nonnegative integers

4: **for all** $\delta_{N,t}^i \in V$ **do**

5: **if** $t > 0$ **then**

6: $D[(i, t)] \leftarrow \infty$

7: **else**

▷ Initial state x_0

8: $D[(i, t)] \leftarrow 0$

9: **end if**

10: Add (i, t) into \mathcal{Q} with its priority $D[(i, t)]$

11: **end for**

▽ The main loop continues until we reach the virtual destination $\delta_{N,N}^0$

12: **while** $|\mathcal{Q}| > 0$ **do**

▷ \mathcal{Q} is not empty

13: $(i, t) \leftarrow$ extract the one in \mathcal{Q} with the minimum priority

14: **if** $i = 0$ **then**

▷ Terminate once δ_N^0 is finished

15: **break**

16: **end if**

17: **for all** successor $\delta_{N,t'}^j$ of $\delta_{N,t}^i$ **do**

▷ Adjacency-list

18: $d \leftarrow D[(i, t)] + w_t^{ij}$

▷ The edge weight is w_t^{ij} (see (12))

19: **if** $d < D[(j, t')]$ **then**

20: $D[(j, t')] = d$, $P[(j, t')] = (i, t)$

21: Update the priority of (j, t') in \mathcal{Q} to d

22: **end if**

23: **end for**

24: **end while**

▽ Reconstruct the optimal control sequence

25: Create an empty array U^*

26: $j = 0, t' = N$

▷ Proceed backward from the virtual destination $\delta_{N,N}^0$ to the initial vertex $\delta_{N,0}^{i_0}$

27: **while** $t' \neq 0$ **do**

28: $(i, t) = P[(j, t')]$

▷ Edge $(\delta_{N,t}^i, \delta_{N,t'}^j)$ is on the shortest path

29: Append u_t^{ij} (13) to U^* except $j = 0$

▷ Incoming edges to δ_N^0 need no control

30: $j \leftarrow i, \quad t' \leftarrow t$

31: **end while**

32: Reverse U^* in place
