

Monotonic Representations of Outerplanar Graphs as Edge Intersection Graphs of Paths on a Grid

Eranda Çela¹ and Elisabeth Gaar^{*2}

¹TU Graz, Steyrergasse 30, Graz A-8010, Austria
cela@math.tugraz.at

²Alpen-Adria-Universität Klagenfurt, Universitaetsstrasse
65-57, Klagenfurt A-9020, Austria
elisabeth.gaar@aau.at

December 21, 2024

Abstract

A graph G is called an edge intersection graph of paths on a grid if there is a grid and there is a set of paths on this grid, such that the vertices of G correspond to the paths and two vertices of G are adjacent if and only if the corresponding paths share a grid edge. Such a representation is called an EPG representation of G . B_k is the class of graphs for which there exists an EPG representation where every path has at most k bends. The bend number $b(G)$ of a graph G is the smallest natural number k for which G belongs to B_k . B_k^m is the subclass of B_k containing all graphs for which there exists an EPG representation where every path has at most k bends and is monotonic, i.e. it is ascending in both columns and rows. The monotonic bend number $b^m(G)$ of a graph G is the smallest natural number k for which G belongs to B_k^m . Edge intersection graphs of paths on a grid were introduced by Golumbic, Lipshteyn and Stern [23] in 2009 and a lot of research has been done on them since then.

*The second author acknowledges support by the Austrian Science Fund (FWF): I 3199-N31.

In this paper we deal with the monotonic bend number of outerplanar graphs. We show that $b^m(G) \leq 2$ holds for every outerplanar graph G . Moreover, we characterize in terms of forbidden subgraphs the maximal outerplanar graphs and the cacti with (monotonic) bend number equal to 0, 1 and 2. As a consequence we show that for any maximal outerplanar graph and any cactus a (monotonic) EPG representation with the smallest possible number of bends can be constructed in a time which is polynomial in the number of vertices of the graph.

Keywords: intersection graphs, paths on a grid, outerplanar graphs, cacti

1 Introduction and Definitions

Edge intersection graphs of paths on a grid were introduced in 2009 by Golumbic, Lipshteyn and Stern [23]. A graph G is called *an edge intersection graph of paths on a grid (EPG)* if there exists a rectangular grid with horizontal and vertical grid lines and a set of paths along the grid lines such that the vertices of G correspond to the paths and two vertices are adjacent in G if and only if the corresponding paths share a grid edge. In this case we say that the paths *intersect*. Such a representation of a graph is called an *EPG representation*.

An EPG representation is called a *B_k -EPG representation*, if every path has at most k bends, for some $k \in \mathbb{N}$. A path on a grid is called *monotonic*, if it is ascending in both columns and rows. An EPG representation is called *monotonic* if every path is monotonic. A monotonic B_k -EPG representation is called a *B_k^m -EPG representation*. Furthermore a graph is called *B_k -EPG* or *B_k^m -EPG* if there is a B_k -EPG representation or a B_k^m -EPG representation, respectively. We denote by B_k and B_k^m the class of all graphs which are B_k -EPG and B_k^m -EPG, respectively. The *bend number* $b(G)$ and the *monotonic bend number* $b^m(G)$ of a graph G are defined as the minimum $k \in \mathbb{N}$ and $\ell \in \mathbb{N}$ such that G is in B_k and B_ℓ^m , respectively.

EPGs were initially motivated by applications in circuit layout design and chip manufacturing. For a detailed description of these applications and their relationship to EPGs the interested reader is referred to [13, 28] and [23].

EPGs can be seen as generalizations of *edge intersection graphs of paths on a tree (EPT)*. EPTs were introduced already in 1985 by Golumbic and Jamison in [21] and [22]. A graph G is called an EPT if there exists a tree and a set of paths on that tree such that the vertices of G correspond to the paths and two vertices in G are adjacent iff the corresponding paths share an edge

in the tree. Another generalization of EPTs are *vertex intersection graph of paths on a tree (VPT)*. A graph G is called a VPT if there exists a tree and a set of paths on that tree, such that the vertices of G correspond to the paths and two vertices are adjacent iff the corresponding paths intersect in at least one vertex of the tree. Thus in the case of VPTs the term intersection does not refer to sharing a tree edge but only to sharing a tree vertex. VPTs are also called *path graphs* and were studied for example in [20]. VPTs were generalized analogously to EPTs to obtain the *vertex intersection graphs of paths on a grid (VPG)* which were introduced in [2]. In this work we will focus exclusively on EPGs.

A lot of research has been done on (monotonic) EPG graphs [1, 3–6, 14–17, 19, 23–26, 29]. Already Golumbic, Lipshteyn and Stern [23] showed that each graph is B_k -EPG and B_ℓ^m -EPG for some $k, \ell \in \mathbb{N}$. Obviously $B_0 \subseteq B_1 \subseteq B_2 \subseteq \dots$ and $B_0^m \subseteq B_1^m \subseteq B_2^m \subseteq \dots$ hold. Heldt, Knauer and Ueckerdt [26] have shown that the first chain of inclusions above is strict, i.e. $B_k \subsetneq B_{k+1}$ holds for every $k \geq 0$. To this end the authors investigated the membership of complete bipartite graphs in B_k and derived several positive and negative results on that.

Clearly $B_k^m \subseteq B_k$ holds for every k and the relationships $B_0 = B_0^m$ and $B_0 \subseteq B_1^m$ are trivial. In [23] Golumbic, Lipshteyn and Stern conjectured that $B_1^m \subsetneq B_1$. This conjecture was confirmed in [14]. We will not deal with questions of this type in this paper.

Also the recognition problem for the classes B_k and B_k^m for $k \in \mathbb{N}$ has been investigated. In the recognition problem for B_k (B_k^m), for a fixed $k \in \mathbb{N}$, it has to be decided whether an input graph G is B_k -EPG (B_k^m -EPG). The recognition problem for B_0 (or equivalently B_0^m) is solvable in linear time. This follows from the observation that a graph G is B_0 -EPG (or equivalently B_0^m -EPG) if and only if G is an interval graph and from the fact that interval graphs can be recognized in linear time, see Booth and Lueker [10]. Heldt, Knauer and Ueckerdt [26] have proven that the recognition problem for B_1 is NP-complete. Their study was continued by Cameron, Chaplick and Hoàng [14], who showed that the recognition problem is NP-complete also for the class B_1^m . Recently Pergel and Rzażewski [29] showed that the recognition problems are NP-complete also for the classes B_2 and B_2^m .

Closely related to the recognition problem for the class B_k (B_k^m) is the computation of the (monotonic) bend number of a given graph. The results on recognition problems mentioned above imply that the computation of the (monotonic) bend number of a graph is a hard problem in general. Thus the identification of upper bounds on the (monotonic) bend number of a graph (or a graph class) is a reasonable task. Planar graphs are one of the first graph classes for which an upper bound on the bend number was given.

Biedl and Stern [6] have shown that the bend number of a planar graph is at most 5. This upper bound was improved to 4 by Heldt, Knauer and Ueckerdt [25]. Heldt et al. [25] have also shown that all outerplanar graphs have a bend number of at most 2. We continue this line of research in this paper and consider the monotonic bend number of outerplanar graphs.

Recently Francis and Lahiri [19] proved that every Halin graph has a B_2 -EPG representation that uses only C-shaped paths and a B_2 -EPG representation that uses only S-shaped paths. These results imply that 2 is an upper bound for the bend number and also for the monotonic bend number of Halin graphs.

Also another question related to bounds on the (monotonic) bend number has been posed in the literature: given a certain class of graphs and a natural number k , characterize the members of the class which belong to B_k (B_k^m). Recently Deniz, Nivellet, Ries and Schindl [16] provided a characterization of B_1 -EPG split graphs for which there exists a B_1 -EPG representation which uses only L -shaped paths on the grid, i.e. paths consisting of a vertical top-bottom segment followed by a horizontal left-right segment. In this paper we will provide characterizations of maximal outerplanar graphs and cacti with a given (monotonic) bend number.

Recently there have been a number of publications dealing with problems from algorithmic graph theory which are difficult in general but tractable, i.e. polynomially solvable or approximable with a guaranteed approximation ratio, on B_k -EPG graphs for certain $k \in \mathbb{N}$, see [9, 11, 12, 17]. In the light of these results the recognition problem for B_k (B_k^m) and the characterization of B_k -EPG (B_k^m -EPG) graphs appear to be also relevant from an algorithmic point of view.

The rest of the paper is organized as follows. In Section 2 we will show that the monotonic bend number of outerplanar graphs is at most 2. Thus in the case of outerplanar graphs 2 is a common upper bound both on the bend number and on the monotonic bend number. In Section 3 we derive the (monotonic) bend number of the so-called n -sun graph, for $n \in \mathbb{N}$, $n \geq 3$. The n -sun graphs turn out to be important in the context of investigations related to the (monotonic) bend number of outerplanar graphs. Then in Section 4 and Section 5 we consider two subclasses of outerplanar graphs, the maximal outerplanar graphs and the cacti, and derive a full characterization of the graphs of these classes which are in B_0 , B_1^m , B_1 and B_2^m in terms of forbidden induced subgraphs. We conclude with a summary of the obtained results and some open questions in Section 6.

Terminology and notation. We complete this section by introducing some terminology and some notations related to paths on a grid to be used

through the rest of the paper.

The crossings of two grid lines are called *grid points*. The part of a grid line between two consecutive grid points is called a *grid edge* and the two consecutive grid points are the *vertices of the grid edge*. We distinguish between *horizontal grid edges* and *vertical grid edges*. A *path P on a grid* is a sequence of grid points $\langle v_0, \dots, v_i, \dots, v_p \rangle =: P$ such that any two consecutive grid points v_i, v_{i+1} , $i \in \{0, 1, \dots, p-1\}$, are connected by a grid edge (v_i, v_{i+1}) . The later are called *edges of the path P* . v_0 is called the *start point* of P and v_p is called the *end point* of P . A *bend point* v_i of the path $P = \langle v_0, \dots, v_i, \dots, v_p \rangle$ is a grid vertex on that path with $i \notin \{0, p\}$ such that one of the two grid edges (v_{i-1}, v_i) and (v_i, v_{i+1}) is a horizontal grid edge and the other one is a vertical grid edge. The subpath $\langle v_{i-1}, v_i, v_{i+1} \rangle$ is called a *bend* on the path P . The part of a path P between two consecutive bend points is called a *segment* of P . Also the parts of P from the start point to the first bend point and from from the last bend point to the end point are called *segments* of P . Notice that all grid edges lying on a segment are either horizontal grid edges or vertical grid edges. A segment that consists of horizontal edges (vertical edges) is called *horizontal segment* (*vertical segment*). We say that two paths on a grid *intersect*, if they have at least one common grid edge.

Furthermore we will use the following wording: if a graph G contains an induced subgraph isomorphic to a graph H , then that induced subgraph is called a *copy of H in G* and we say that G *contains a copy of H* .

Eventually let us mention that whenever we talk about an outerplanar graph G , in fact we consider G together with an arbitrary but fixed outerplanar embedding.

2 Outerplanar Graphs are in B_2^m

The research on the bend number of outerplanar graphs was initiated by Biedl and Stern. In [6] they showed that every outerplanar graph is in B_3 . Furthermore they conjectured that every outerplanar graph is in B_2 . This conjecture was confirmed by Heldt, Knauer and Ueckerdt in [25]. They used a result of Bodlaender [8] stating that every outerplanar graph has treewidth at most 2 and furthermore proved that every graph with treewidth at most 2 is in B_2 . This result is best possible with respect to the bend number, because Biedl and Stern [6] proved that there is a graph which is outerplanar and not in B_1 .

We will further strengthen the result by showing that all outerplanar graphs are even in B_2^m . Clearly it is enough to show this for connected

outerplanar graphs because a B_2^m -EPG representation of a graph with more than one connected component can be obtained as the union of the disjoint B_2^m -EPG representations of its connected components. Thus without loss of generality we deal with connected outerplanar graph throughout the rest of this section.

As a first step we introduce Algorithm 2.1 to derive a so-called *nice labeling* of the vertices of a graph.

Algorithm 2.1 Construct a nice labeling for a connected outerplanar graph

Input: A connected outerplanar graph $G = (V, E)$ with $n = |V|$ and $V = \{1, 2, \dots, n\}$

Output: A nice labeling (v_1, \dots, v_n) of the vertices

- 1: **procedure** NICE_LABELING_FOR_OUTERPLANAR_GRAPH(G)
- 2: Let $v_0 \notin V$, for example $v_0 = 0$
- 3: Set $G' := (V', E')$ with $V' := V \cup \{v_0\}$ and $E' := E \cup \{\{v_0, i\} : i \in V\}$
- 4: Find an arbitrary but fixed planar embedding for G'
- 5: Modify the planar embedding in such a way that all edges incident to v_0 are drawn such that a short (enough) part of the edge is a straight line segment starting at v_0
- 6: Choose an arbitrary but fixed vertex from V and label it with v_1
- 7: **for** $i = 1, \dots, n - 1$ **do**
- 8: Label by v_{i+1} the vertex $v \in V$ such that $\{v_0, v\}$ is the edge of which the straight line segment is hit first if the straight line segment of the edge $\{v_0, v_i\}$ rotates counterclockwise around v_0
- 9: **end for**
- 10: **return** (v_1, \dots, v_n)
- 11: **end procedure**

Observation 2.1. *Let $G = (V, E)$ with $V = \{1, 2, \dots, n\}$ be a connected outerplanar graph. Then Algorithm 2.1 is well defined. Furthermore the output of Algorithm 2.1, a nice labeling (v_1, \dots, v_n) , fulfills $\{v_1, \dots, v_n\} = \{1, \dots, n\}$.*

Proof. Recall that a graph $G = (V, E)$ is outerplanar if and only if the graph G' obtained by adding to G a new vertex $v_0 \notin V$ and an edge from v_0 to every $v \in V$ is planar (see for example [18]), so the graph G' in line 4 of Algorithm 2.1 is planar. All remaining facts are easy to see. \square

Notice that a nice labeling of the vertices of an outerplanar graph G is not necessarily unique, because it depends on the planar embedding of G'

and the choice of v_1 . However any nice labeling fulfills a simple but useful property which we call *separation property*. From now on we will identify the vertices with their labels.

Definition 2.2. Consider an outerplanar graph G on n vertices labeled by (v_1, \dots, v_n) . This labeling of the vertices is said to have the *separation property* iff for any edge $\{v_i, v_j\}$ in G with $i < j$ the following holds: if $\{v_k, v_\ell\}$ is an edge in G with $k, \ell \in \{1, 2, \dots, n\}$ and $\{k, \ell\} \cap \{i, j\} = \emptyset$, then either $i < k < j$ and $i < \ell < j$ hold, or $k \notin \{i, \dots, j\}$ and $\ell \notin \{i, \dots, j\}$ hold.

The following observation is straightforward.

Observation 2.3. Let $G = (V, E)$ be a connected outerplanar graph with vertex set $V = \{1, 2, \dots, n\}$. Any nice labeling (v_1, v_2, \dots, v_n) of the vertices has the *separation property*.

Proof. Consider the planar embedding of G' in terms of which the nice labeling of the vertices of V was derived in Algorithm 2.1. Consider an edge $\{v_i, v_j\}$ in G and the cycle of length 3 built by v_0, v_i and v_j in G' . Let $\{v_k, v_\ell\}$ be an edge in G with $k, \ell \in \{1, 2, \dots, n\}$ and $\{k, \ell\} \cap \{i, j\} = \emptyset$. Since v_0, v_i, v_j build a cycle of length 3 in the planar embedding of G' the vertices v_k and v_ℓ have to be either both inside or both outside of this triangular face. In the first case $i < k < j$ and $i < \ell < j$ hold, in the second case $k \notin \{i, \dots, j\}$ and $\ell \notin \{i, \dots, j\}$ hold by construction of Algorithm 2.1. \square

In the following we will also use an equivalent property, namely the *path separation property*.

Definition 2.4. Consider an outerplanar graph G on n vertices labeled by (v_1, \dots, v_n) . This labeling of the vertices is said to have the *path separation property* iff for any path $P = (v_i = v_{p_1}, v_{p_2}, \dots, v_{p_r} = v_j)$ from any v_i to any v_j in G with $i < j$ the following holds: if $\{v_k, v_\ell\}$ is an edge in G with $k, \ell \in \{1, 2, \dots, n\}$ and $\{k, \ell\} \cap \{p_1, \dots, p_r\} = \emptyset$, then either $i < k < j$ and $i < \ell < j$ hold, or $k \notin \{i, \dots, j\}$ and $\ell \notin \{i, \dots, j\}$ hold.

Lemma 2.5. Let $G = (V, E)$ be a connected outerplanar graph with vertex set $V = \{1, 2, \dots, n\}$. Any nice labeling (v_1, v_2, \dots, v_n) of the vertices has the *path separation property*.

Proof. Assume the path separation property does not hold, so assume that there are $k, \ell \in \{1, 2, \dots, n\}$ with $\{k, \ell\} \cap \{p_1, \dots, p_r\} = \emptyset$, $\{v_k, v_\ell\}$ is an edge in G and $i < k < j$ and $\ell \notin \{i, \dots, j\}$ hold. So either $\ell < i$ or $\ell > j$ hold.

First we consider the case $\ell > j$. Let j' be the smallest index, such that $k < p_{j'} < \ell$. Such an index exists, because $k < p_r = j < \ell$ and $p_1 = i < k$.

Then either $p_{j'-1} < k$ or $p_{j'-1} > \ell$ and therefore the existence of the edge $\{v_{p_{j'-1}}, v_{p_{j'}}\}$ of the path P is a contradiction to the separation property with the edge $\{v_k, v_\ell\}$.

In the second case we have $\ell < i$. In this case let j' be the largest index, such that $\ell < p_{j'} < k$. Such an index exists, because $\ell < p_1 = i < k$ and $p_r = j > k$. Then either $p_{j'-1} < \ell$ or $p_{j'-1} > k$ and therefore the existence of the edge $\{v_{p_{j'-1}}, v_{p_{j'}}\}$ of the path P is a contradiction to the separation property with the edge $\{v_k, v_\ell\}$.

Hence in both cases our assumption was wrong and therefore the path separation property holds. \square

Next we present Algorithm 2.2 which constructs a B_2^m -EPG representation of a given connected outerplanar graph G with a given nice labeling of its vertices. The algorithm considers the vertices of the graph one by one in a specific order. The subroutine $\text{EXPLORE}(v, \dots)$ constructs a monotonic path on the grid with at most two horizontal segments and at most one vertical segment for every neighbor of v , for which no path has been constructed yet.

The subroutine $\text{UPDATEGRAPH}(v, \dots)$ deletes the vertex v which was explored last and its incident edges from the graph. Moreover it deletes the edges connecting the neighbors of v among each other, and also the edge connecting the last neighbor of v to the green vertex with the second smallest label, if such an edge exist. Notice that the deleted edges are precisely the edges for which the corresponding intersections of paths on the grid have been constructed during the last call of $\text{EXPLORE}(v, \dots)$.

We start by showing that Algorithm 2.2 is well defined.

Lemma 2.6. *Algorithm 2.2 is well defined, i.e. the paths on the grid can really be constructed as described in the algorithm. Furthermore Algorithm 2.2 constructs exactly one path for each vertex of the graph.*

Proof. Let $G = (V, E)$ be a connected outerplanar graph with vertex set $V = \{1, 2, \dots, n\}$ and let (v_1, v_2, \dots, v_n) be a nice labeling of its vertices obtained by Algorithm 2.1. Clearly throughout Algorithm 2.2 a path P_v corresponding to a vertex v is constructed directly after the vertex v is colored green. Hence in order to prove the result, later in this proof we will show that (i) whenever a vertex is colored green, it has not been colored green before. This implies that for each vertex at most one path representing it on the grid is constructed in the course of the algorithm. On the other hand, the connectivity of the graph implies that for each vertex at least one path representing it on the grid is constructed in the course of the algorithm. Thus for each vertex the algorithm constructs exactly one path representing it on the grid.

Algorithm 2.2 Construct a B_2^m -EPG representation of a connected outerplanar graph

Input: A connected outerplanar graph $G = (V, E)$ with $n = |V|$ and $V = \{v_1, v_2, \dots, v_n\}$ ordered according to a nice labeling constructed by Algorithm 2.1

Output: A B_2^m -EPG representation of G

```

1: procedure B2M_OUTERPLANAR( $G$ )
2:   Set  $color(v_i) := gray$  for all  $i \in \{1, 2, \dots, n\}$ 
3:   Set  $color(v_1) := green$ ,  $ListGreen := \{v_1\}$ 
4:   Draw the path  $P_{v_1}$  representing  $v_1$  as a straight horizontal line on the
      grid
5:   Set  $G' := G$ ,  $V' := V$ ,  $E' := E$ 
6:   while  $ListGreen \neq \emptyset$  do
7:     Set  $i := \min\{j : v_j \in ListGreen\}$ 
8:     Set  $i^* := \inf\{j : v_j \in ListGreen, j \neq i\}$  (may be  $\infty$ )
9:     Set  $\ell := \deg_{G'}(v_i)$ 
10:    Let  $ListNeighbors := (v_{i_1}, v_{i_2}, \dots, v_{i_\ell})$  be the list of the  $\ell$  neigh-
      bors of  $v_i$  in  $G'$  such that  $1 \leq i_1 < i_2 < \dots < i_\ell \leq n$ 
11:     $color := EXPLORE(v_i, E', ListNeighbors, i^*, color)$ 
12:     $(V', E') := UPDATEGRAPH(v_i, V', E', ListNeighbors, i^*)$ 
13:     $G' = (V', E')$ 
14:     $ListGreen := \{v_j \in V' : color(v_j) = green\}$ 
15:  end while
16:  return
17: end procedure

```

```

1: procedure EXPLORE( $v_i, E', ListNeighbors, i^*, color$ )
2:   for  $j = 1, \dots, \ell$  do
3:     Set  $color(v_{i_j}) := green$ 
4:     if  $j = 1$  and  $j < \ell$  then
5:       Construct the path  $P_{v_{i_j}} = P_{v_{i_1}}$  as shown in Figure 1(a) ( $P_{v_i}$  in
           the picture represents the lower horizontal segment of the
           already constructed path  $P_{v_i}$ )
6:     else if  $j < \ell$  then
7:       if  $\{v_{i_{j-1}}, v_{i_j}\} \notin E'$  then
8:         Construct the path  $P_{v_{i_j}}$  as shown in Figure 1(b)
9:       else
10:        Construct the path  $P_{v_{i_j}}$  as shown in Figure 1(c)
11:      end if
12:    else
13:      if  $i^* = \infty$  or  $\{v_{i_\ell}, v_{i^*}\} \notin E'$  then
14:        Construct the path  $P_{v_{i_j}} = P_{v_{i_\ell}}$  as shown in Figure 1(d),
           where the dotted line is drawn iff  $\{v_{i_{\ell-1}}, v_{i_\ell}\} \in E'$  (If
            $i^* = \infty$ , then  $P_{v_{i^*}}$  is not there. Otherwise  $P_{v_{i^*}}$  in the
           picture represents the lower horizontal segment of the
           already constructed path  $P_{v_{i^*}}$ )
15:      else
16:        Construct the path  $P_{v_{i_j}} = P_{v_{i_\ell}}$  as shown in Figure 1(e),
           where the dotted line is drawn iff  $\{v_{i_{\ell-1}}, v_{i_\ell}\} \in E'$ 
17:      end if
18:    end if
19:  end for
20:  return  $color$ 
21: end procedure

```

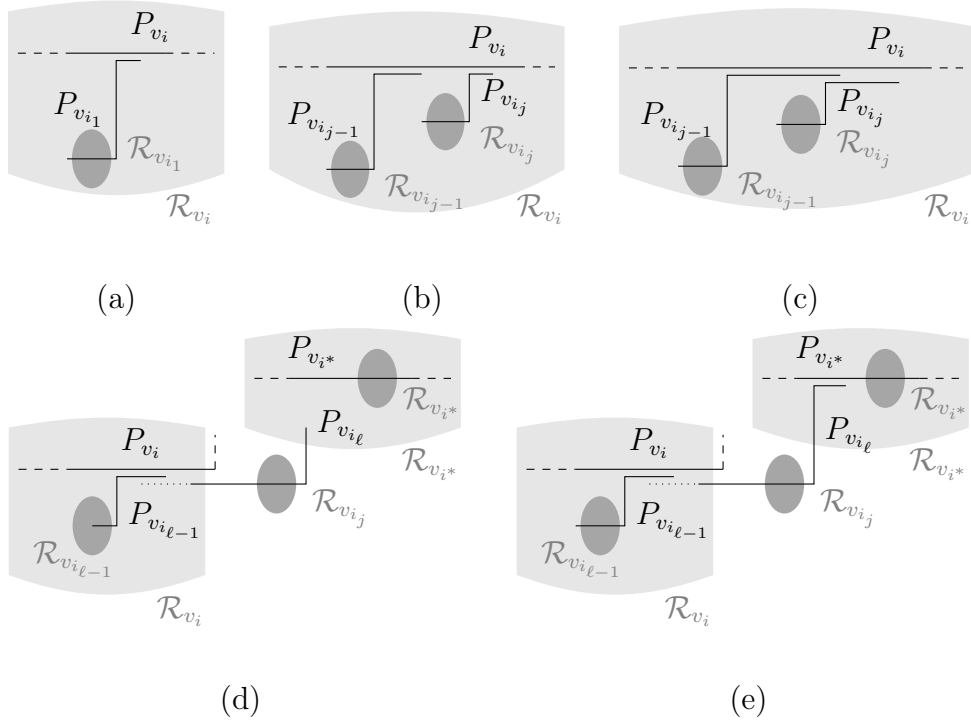


Figure 1: The constructions of the subroutine EXPLORE of Algorithm 2.2.

Next we observe that whenever we start to explore a new vertex v_i in line 11 of Algorithm 2.2 all paths P_v that correspond to a green vertex v have a *free* part \mathcal{R}_v on their lower horizontal segment, in which no other path has been constructed so far. Furthermore these free parts are located in the grid in such a way that if v_k and v_j are two green vertices with $k < j$, then the right-most point of the free part of P_{v_k} is located to the left and below the left-most point of the free part of P_{v_j} . This is clearly true when v_1 is explored. Then in each iteration the new paths are constructed in such a way that this property is maintained. Thus this property is always fulfilled during the algorithm. In Figure 1 we highlight the free parts determined in the current iteration in light gray and the free parts determined in the next iteration in dark gray. The paths P_{v_i} and $P_{v_{i^*}}$ are located in the way it is depicted in Figure 1(d) and (e) and hence EXPLORE(v_i) really constructs all the paths in the way described in Algorithm 2.2.

Moreover let us mention that the algorithm terminates because all vertices which are explored are deleted and there are only finitely many vertices in the graph.

Proof of (i). What is left to show is (i): whenever a vertex is colored

```

1: procedure UPDATEGRAPH( $v_i, V', E', ListNeighbors, i^*$ )
2:   Set  $V' := V' \setminus \{v_i\}$ ,  $E' := E' \setminus \{\{v_i, v_k\} : \{v_i, v_k\} \in E'\}$ 
3:   for  $j = 1, \dots, \ell - 1$  do
4:     if  $\{v_{i_j}, v_{i_{j+1}}\} \in E'$  then
5:        $E' := E' \setminus \{\{v_{i_j}, v_{i_{j+1}}\}\}$ 
6:     end if
7:   end for
8:   if  $\{v_{i_\ell}, v_{i^*}\} \in E'$  then
9:      $E' := E' \setminus \{\{v_{i_\ell}, v_{i^*}\}\}$ 
10:  end if
11:  return ( $V', E'$ )
12: end procedure

```

green, is has not been colored green before. Equivalently we can show that whenever we explore a vertex v_i in the subroutine EXPLORE all its current neighbors (i.e. all its neighbors in the current G') are still colored *gray*. We will prove that in two steps. First we will show that (ii) all the current neighbors of v_i are contained in the set $\{v_1, v_2, \dots, v_{i^*}\}$ whenever $i^* < \infty$. By construction v_i and v_{i^*} are the only green vertices in this set, so we will complete the proof by showing that (iii) v_{i^*} is not a current neighbor of v_i .

Proof of (ii). We prove (ii) by showing that after executing line 10 of Algorithm 2.2 if $i^* < \infty$ then $ListNeighbors \subseteq \{v_1, v_2, \dots, v_{i^*}\}$. In other words and using the notation of line 10 we will prove that $i_j \leq i^*$ holds for all neighbors v_{i_j} of v_i in G' . Indeed assume by contradiction that there is a j^* such that $i_{j^*} > i^*$. The vertex v_{i^*} is colored green, hence it was colored green during the exploration of some vertex $x \neq v_i$, where the exploration of x happened before the exploration of v_i . Then x was colored green during the exploration of some vertex z and so on, until v_1 , the first vertex explored at all, is reached. Let $P = (v_1 = v_{p_1}, v_{p_2}, \dots, v_{p_r} = v_{i^*})$ be the path in G such that v_{p_j} is colored green during the exploration of $v_{p_{j-1}}$ for every $2 \leq j \leq r$ and such that $v_{p_r} = v_{i^*}$ for some natural number $r \geq 2$.

Obviously $p_j \neq i$ and $p_j \neq i_{j^*}$ holds for every $1 \leq j \leq r$, because explored vertices are deleted, v_i is explored in this iteration and $v_{i_{j^*}}$ is in G' . Therefore the existence of the path P from v_1 to v_{i^*} and the edge $\{v_i, v_{i_{j^*}}\}$ is a contradiction to the path separation property of G . Hence our assumption was wrong and $ListNeighbors \subseteq \{v_1, v_2, \dots, v_{i^*}\}$ holds.

Proof of (iii). Next we will prove (iii): $v_{i^*} \notin ListNeighbors$. Assume for contradiction that during the course of the algorithm it happens that v_{i^*} is among the current neighbors of v_i , so assume that $i_\ell = i^*$. Consider the value

of i at the earliest occurrence of the above phenomenon during the algorithm, i.e. in the course of the algorithm v_i is the first vertex for which v_{i^*} is among the neighbors of v_i . Let P be the path from v_1 to v_{i^*} as before. Analogously, let $Q = (v_1 = v_{q_1}, v_{q_2}, \dots, v_{q_s} = v_i)$ be the path in G such that v_{q_j} is colored green during the exploration of $v_{q_{j-1}}$ for every $2 \leq j \leq s$ and $v_{q_s} = v_i$ for some natural number $s \geq 2$. Both P and Q start in v_1 and end in different vertices. Moreover, for every vertex x in P or Q there is exactly one vertex y such that x was colored green during the exploration of y (because i was chosen minimal with the corresponding property). Consequently there is an index j' such that $p_j = q_j$ for all $j \leq j'$ and furthermore $p_j \neq q_k$ for all $j > j'$ and $k > j'$, i.e. the paths P and Q coincide for the first j' vertices and then use different vertices.

First we observe that $p_j, q_k \notin \{i, i+1, \dots, i^*\}$ for all $j < r$ and $k < s$, because otherwise the existence of the edge $\{v_i, v_{i^*}\}$ and the paths $(v_1 = v_{p_1}, v_{p_2}, \dots, v_{p_{r-1}})$ and $(v_1 = v_{q_1}, v_{q_2}, \dots, v_{q_{s-1}})$ would contradict the path separation property of G . Next due to the path separation property with the path P from v_1 to v_{i^*} , the fact that Q and P use different vertices after $v_{p_{j'}} = v_{q_{j'}}$ and the fact that $q_r = i < i^*$ it follows that $q_k < i^*$ and therefore with the above considerations even $q_k \leq i$ for all $j' < k \leq s$. Again due to the separation property these indices have to be ascending, i.e. $q_k \leq q_{k+1}$ for all $j' < k \leq s-1$. Analogously we have $i^* \leq p_{j+1} \leq p_j$ for all $j' < j \leq r-1$.

Clearly, when $v_{p_{j'}}$ is explored, both $v_{q_{j'+1}}$ and $v_{p_{j'+1}}$ are among the neighbors of $v_{p_{j'}}$, because they are colored green during its exploration. Furthermore $q_{j'+1} \leq i < i^* \leq p_{j'+1}$, hence $v_{q_{j'+1}}$ is explored before $v_{p_{j'+1}}$. By iteratively using this argument we get that all v_{q_k} , $j'+1 \leq k \leq s$, are explored before $v_{p_{j'+1}}$. However, when exploring $v_i = v_{q_s}$, v_{i^*} has already been colored green. This is only possible if $p_{j'+1} = i^*$, and hence v_{i^*} already has been colored green during the exploration of $v_{p_{j'}}$.

Now let us consider the exploration of $v_{q_{s-1}}$. By the settings in our algorithm at this point q_{s-1} is the smallest green index. Furthermore the above arguments show that during this exploration v_{i^*} has already been colored green, hence the second lowest green index is less or equal to i^* . With (ii) this implies that the index of any current neighbors of $v_{q_{s-1}}$ is less than or equal to i^* . Due to the separation property with the edge $\{v_i, v_{i^*}\}$, there can't be a neighbor of $v_{q_{s-1}}$ between v_i and v_{i^*} , therefore v_i is the current neighbor of $v_{q_{s-1}}$ with the largest index (i_ℓ of that iteration). Note that v_{i^*} can not be a neighbor of $v_{q_{s-1}}$ because i was chosen minimal. Furthermore i^* has to be the green vertex with the second smallest index also during the exploration of $v_{q_{s-1}}$ (i^* of that iteration), because if there would be another green vertex between i and i^* , this vertex would remain green and during the exploration of v_i this vertex and not i^* would be the vertex with the second

smallest index. But this implies that the edge between v_i and v_{i^*} is deleted in line 9 of UPDATEGRAPH and therefore the edge $\{v_i, v_{i^*}\}$ is not present in G' anymore when v_i is explored. This is a contradiction and therefore $v_{i^*} \notin ListNeighbors$. \square

Now we are ready to prove the main result of this section, namely that every outerplanar graph is in B_2^m . To this end we show that Algorithm 2.2 constructs indeed a B_2^m -EPG representation of a connected outerplanar graph.

Theorem 2.7. *Every outerplanar graph is in B_2^m .*

Proof. Let $G = (V, E)$ be an outerplanar graph. Assume without loss of generality that G is connected and has vertex set $V = \{1, 2, \dots, n\}$. Furthermore let (v_1, v_2, \dots, v_n) be a nice labeling of its vertices obtained by Algorithm 2.1. We show that Algorithm 2.2 constructs indeed a B_2^m -EPG representation of G . To this end we show that (i) the algorithm constructs exactly one path P_v with at most two bends on the grid for every vertex $v \in V$, and (ii) the paths P_u and P_v on the grid corresponding to two vertices u and v intersect iff $\{u, v\}$ is an edge in G .

Proof of (i). In order to prove (i) observe that due to Lemma 2.6 upon termination the algorithm has constructed exactly one path on the grid (with at most two bends, by construction) for every vertex $v \in V$.

Proof of (ii). For proving (ii) consider the exploration of v_i . It is easy to check that $P_{v_{i_1}}, \dots, P_{v_{i_\ell}}$ are constructed in such a way that two of the paths $P_{v_i}, P_{v_{i_1}}, \dots, P_{v_{i_\ell}}$ intersect iff the corresponding edge is in the current graph G' and is deleted in the subsequent update of G' . Furthermore each of the paths $P_{v_{i_1}}, \dots, P_{v_{i_\ell}}$ is constructed in such a way that it does not intersect any path P_v for $v \in V \setminus \{v_{i_1}, \dots, v_{i_\ell}\}$ except for $v = v_i$, because each of the paths $P_{v_{i_1}}, \dots, P_{v_{i_\ell}}$ is contained in the free part \mathcal{R}_{v_i} of P_{v_i} , where no other path has been constructed so far (see proof of Lemma 2.6). Hence during the exploration of v_i there is a new intersection between two paths iff the corresponding edge is in the current graph G' , in which case that edge is deleted in the subsequent update of G' .

By expanding this argument to the whole algorithm we get that any time the algorithm constructs a path P_u the latter intersects an already constructed path P_v iff $\{u, v\}$ is an edge of G . Then the edge $\{u, v\}$ gets deleted in one of the updates of G . As already discussed above each vertex will be explored and therefore each vertex will be deleted from the graph at some point together with the edges incident to it. Hence at the end all edges have been deleted. This implies that two paths intersect iff there is an edge incident to the two corresponding vertices in G . \square

As already mentioned before, in [6] Biedl and Stern provided an outerplanar graph which is not in B_1 . Clearly that graph is also not in B_1^m because $B_1^m \subseteq B_1$, so the result of Theorem 2.7 is best possible.

Now let us analyze the time complexity of Algorithm 2.2. First consider the following observation.

Observation 2.8. *Let G be a graph on n vertices. It can be decided in $O(n)$ time whether G is outerplanar. If G is outerplanar, then an outerplanar embedding can be found in $O(n)$ time.*

Proof. As already mentioned in the proof of Observation 2.1 a graph $G = (V, E)$ is outerplanar if and only if the graph G' obtained by adding to G a new vertex $v_0 \notin V$ and an edge from v_0 to every $v \in V$ is planar. G' can be constructed in $O(n)$ time, and checking the planarity of G' , or equivalently the outerplanarity of G , can also be done in linear time, see for example [10]. Moreover the planarity testing algorithm in [10] is constructive and hence if a planar embedding of G' exists, it can be found in linear time. It can be easily seen that by removing v_0 from the planar embedding of G' we get an outerplanar embedding of G . Thus for a given graph, an outerplanar embedding can be found in linear time if such an embedding exists, or it can be decided in linear time that no outerplanar embedding exists. \square

Corollary 2.9. *Let G be an outerplanar graph with n vertices. A B_2^m -EPG representation of G can be constructed in $O(n)$ time.*

Proof. First, due to Observation 2.8 and its proof it is easy to see that Algorithm 2.1 can construct a nice labeling in linear time.

Next consider the time complexity of Algorithm 2.2. The input of the algorithm is a graph G with n vertices ordered according to a nice labeling. We use a data structure which specifies the neighbors of each vertex sorted in increasing order of their labels, such that the first and the last neighbor of each vertex can be accessed in constant time. For example the neighbors of v can be saved as an array of length $\deg(v)$, for every vertex v of G . Since the planar graph G has $O(n)$ edges, the degrees of all its vertices can be determined in a total of $O(n)$ time and also the arrays of neighbors mentioned above can be constructed in $O(n)$ time.

The procedure EXPLORE is called once per each vertex because as argued in the proof of Theorem 2.7 every vertex becomes green during the algorithm, the algorithm keeps on exploring green vertices as long as such vertices exist and removes them from the graph right after exploration. During the exploration of a vertex v_i each neighbor u of v_i is colored green and a path representing u on the grid is constructed (according to some particular

rules). This can be done in $O(\deg(v_i))$ time, summing up to $O(n)$ for the exploration of all vertices. After the exploration of v_i the graph is updated by UPDATEGRAPH. This involves deleting v_i , all edges incident to v_i , the edges connecting consecutive neighbors of v_i and finally, the edge connecting the last neighbor of v_i to v_{i^*} , if such an edge exists. Notice that if u and w are two consecutive neighbors of v_i such that u has a smaller label than w , then due to the separation property the edge $\{u, w\}$ exists iff w is the last neighbor of u . Analogously, if w is the last neighbor of v_i , due to the separation property the edge $\{w, v_{i^*}\}$ exists iff v_{i^*} is the last neighbor of w . Thus all edge deletions mentioned above can be done in $O(\deg(v_i))$ time and the calls of UPDATEGRAPH take $O(n)$ time all together. Obviously also all updates of *ListGreen* can be done in $O(n)$ time and this completes the proof. \square

3 The (Monotonic) Bend Number of the n -Sun

This section deals with the n -sun graph S_n , a particular graph which turns out to play an important role with respect to further investigations on outer-planar graphs. First let us recall the definitions of an edge clique and a claw clique as introduced by Golumbic, Lipshteyn and Stern [23].

Definition 3.1. Consider some graph G with a B_1 -EPG representation and some grid edge e . The set of all paths which use e in the B_1 -EPG representation is called an *edge clique*. Consider a copy of the claw graph $K_{1,3}$ in the grid, i.e. a grid point together with three (arbitrarily selected but fixed) grid edges which have that grid point as a vertex. The set of all paths that use 2 edges of this copy of the claw $K_{1,3}$ is called a *claw clique*. The grid point of degree 3 in the claw $K_{1,3}$ is called *central vertex of the claw* and *central grid point of the claw clique*.

It is easy to see that the vertices corresponding to the paths of an edge clique form a clique in G . Also the vertices corresponding to the paths of a claw clique form a clique in G . Golumbic, Lipshteyn, Stern [23] have shown that the converse is also true.

Lemma 3.2 (Golumbic, Lipshteyn, Stern [23]). *Let G be a B_1 -EPG graph. Then in every B_1 -EPG representation of G , the paths corresponding to the vertices of a maximal clique in G form either an edge clique or a claw clique.*

In general we will say that a set X of vertices in a given graph G corresponds to an edge clique (a claw clique) in a B_1 -EPG representation of G iff the set of the paths corresponding to the vertices of X build an edge clique (a claw clique) in the considered B_1 -EPG representation.

Let us now recall the definition of the n -sun graph S_n .

Definition 3.3. Let $n \in \mathbb{N}$, $n \geq 3$. The n -sun graph $S_n = (V, E)$ is the graph with vertex set $V = \{x_1, \dots, x_n, y_1, \dots, y_n\}$ and edge set $E = E_1 \cup E_2$, where $E_1 = \{\{x_i, x_j\} \mid 1 \leq i < j \leq n\}$ and $E_2 = \{\{x_i, y_i\}, \{x_{i+1}, y_i\} \mid 1 \leq i < n\} \cup \{\{x_1, y_n\}, \{x_n, y_n\}\}$. The vertices $\{x_1, x_2, \dots, x_n\}$ are called *central vertices* of S_n and the edges between them, i.e. the edges in E_1 , are called *central edges* of S_n .

A picture of S_3 can be found in Figure 2 and S_n is depicted in Figure 3 (a).

The graph S_3 was used to prove the strict inclusion $B_1^m \subsetneq B_1$, in particular the following two results hold.

Lemma 3.4 (Golumbic, Lipshteyn, Stern [23]). *The graph S_3 is in B_1 .*

Lemma 3.5 (Cameron, Chaplick, Hoàng [14]). *The graph S_3 is not in B_0 and not in B_1^m .*

Another simple but nevertheless very useful observation on S_3 is the following.

Observation 3.6 (Biedl, Stern [6]). *In every B_1 -EPG representation of the graph S_3 the set of the central vertices $\{x_1, x_2, x_3\}$ corresponds to a claw clique. The paths corresponding to different vertices contain different pairs of edges of the claw, hence the central (grid) point of the claw clique is a bend point for exactly two of the three paths corresponding to $\{x_1, x_2, x_3\}$. In this case we say that these two paths are bended in the claw.*

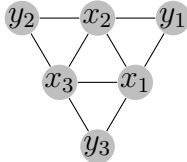


Figure 2: The graph S_3 .

Now let us turn to the n -sun S_n . The following result holds.

Lemma 3.7 (Golumbic, Lipshteyn and Stern [24]). *The graph S_n is not in B_1 for every $n \geq 4$.*

Next we show that S_n is in B_2^m for any $n \geq 3$.

Theorem 3.8. *The n -sun S_n is in B_2^m for all $n \geq 3$.*

Proof. The proof is done by giving a B_2^m -EPG representation of S_n for any $n \geq 3$. Such a representation is depicted in Figure 3(b). \square

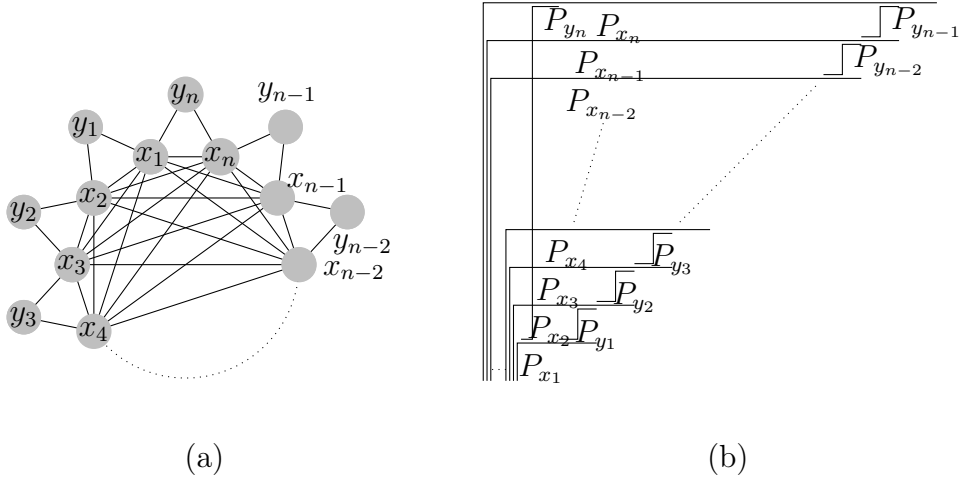


Figure 3: (a) The graph S_n . (b) A B_2^m -EPG representation of S_n .

Notice that the B_2^m -representation of S_n given in the proof of Theorem 3.8 can be constructed in linear time with respect to n . Summarizing the results of Lemma 3.4, Lemma 3.5, Lemma 3.7 and Theorem 3.8 we obtain the following equalities.

Corollary 3.9. *The (monotonic) bend number of S_n , $n \geq 3$, is given as follows.*

$$b(S_n) = \begin{cases} 1 & \text{for } n = 3 \\ 2 & \text{for } n \geq 4 \end{cases} \quad \text{and} \quad b^m(S_n) = 2 \text{ for } n \geq 3.$$

4 The (Monotonic) Bend Number of Maximal Outerplanar Graphs

In this section we determine the bend number and the monotonic bend number of maximal outerplanar graphs.

Definition 4.1. A graph G is called *maximal outerplanar* if it is outerplanar and adding one single arbitrary edge to G yields a graph which is not outerplanar anymore.

Notice that maximal outerplanar graphs are closely related to triangulations. It is easy to see that maximal outerplanar graphs are exactly those outerplanar graphs, where the boundary of the outer face is a Hamiltonian cycle (thus containing all vertices) and every inner face is a triangle. We will make use of the following auxiliary graph.

Definition 4.2. Let G be a maximal outerplanar graph with an arbitrary but fixed outerplanar embedding. Then the *almost-dual graph* \widehat{G} of G is defined in the following way. For every inner face of G there is a vertex in \widehat{G} . Two vertices of \widehat{G} are adjacent if and only if the corresponding inner faces of G share an edge in G .

For an example of this construction see Figure 4(a). Note that the almost-dual graph \widehat{G} of a graph G is an induced subgraph of the planar dual of G . From now on we will use the following notation. If $\{v_1, v_2, v_3\}$ are the vertices of G such that the vertex \hat{v} of \widehat{G} corresponds to this triangle, then we will denote with $T_{\hat{v}}$ the subgraph of G induced by $\{v_1, v_2, v_3\}$ and with $V(T_{\hat{v}}) = \{v_1, v_2, v_3\}$ the corresponding set of vertices.

The following observation will be useful in the further investigations.

Observation 4.3. *Let G be a maximal outerplanar graph and \widehat{G} its almost-dual graph. Then \widehat{G} is a tree and each vertex has degree at most 3.*

Proof. Every vertex of \widehat{G} has degree at most 3 since every inner face of G is a triangle. Furthermore G is connected because it is maximal outerplanar, hence \widehat{G} is connected too.

In addition to that \widehat{G} does not contain a cycle, because if there would be a cycle in \widehat{G} , then there would be a vertex of G in the interior of this cycle and this vertex would not be on the outer face of G , a contradiction to the outerplanarity of G .

In conclusion \widehat{G} is a tree. □

4.1 Maximal Outerplanar Graphs in B_0

In this section we characterize the maximal outerplanar graphs which belong to B_0 . Clearly Lemma 3.5 implies that a maximal outerplanar graph is not in B_0 as soon as S_3 is contained as an induced subgraph. We show that a maximal outerplanar graph which does not contain S_3 as an induced subgraph is in B_0 . In particular we show that Algorithm 4.1 constructs a B_0 -EPG representation for a maximal outerplanar graph which does not contain S_3 as an induced subgraph. Consider first the following simple observation.

Observation 4.4. *Let G be a maximal outerplanar graph which does not contain S_3 as an induced subgraph. Then the corresponding almost-dual graph \widehat{G} is a path.*

Proof. Observe that due to Observation 4.3 \widehat{G} is a tree with maximum degree 3. Furthermore S_3 is not an induced subgraph of G , hence every vertex of \widehat{G} has at most degree 2. In conclusion \widehat{G} is a path. □

Algorithm 4.1 Construct a B_0 -EPG representation of a maximal outerplanar graph G which does not contain S_3 as an induced subgraph

Input: A maximal outerplanar graph G which does not contain S_3 as an induced subgraph and its almost-dual path \widehat{G}

Output: A B_0 -EPG representation of G

- 1: **procedure** B0_SPECIAL_MAXIMAL_OUTERPLANAR(G, \widehat{G})
 - 2: Let $\hat{v}_1, \dots, \hat{v}_\ell$ be the consecutive vertices of the path \widehat{G}
 - 3: Label one horizontal line of the grid with 1 and $\ell + 1$ vertical lines of the grid with $1, 2, \dots, \ell + 1$
 - 4: Let $(i, 1)$ be the label of the grid point where the one horizontal and the i -th vertical grid line intersect, $1 \leq i \leq \ell + 1$
 - 5: Set $P_v = \emptyset$ for all vertices v of G
 - 6: **for** $i = 1, \dots, \ell$ **do**
 - 7: Let $\{v_{i_1}, v_{i_2}, v_{i_3}\}$ be the three vertices of $V(T_{\hat{v}_i})$
 - 8: Add the grid edge connecting $(i, 1)$ and $(i + 1, 1)$ to each of the paths P_{v_1}, P_{v_2} and P_{v_3}
 - 9: **end for**
 - 10: **end procedure**
-

Lemma 4.5. *Let G be a maximal outerplanar graph that does not contain a copy of S_3 . Let \widehat{G} be its almost-dual graph. Then Algorithm 4.1 constructs a B_0 -EPG representation of G .*

Proof. First notice that due to Observation 4.4 \widehat{G} is a path as required by the input of Algorithm 4.1. Next observe a particular property of Algorithm 4.1: the paths representing the vertices of G on the grid are considered as sets of grid edges and are constructed step by step by adding one edge at a time to each path. The paths are formally initialized as empty sets in line 5 and then edges are added to them in line 8.

In order to prove the lemma we show that (i) for each vertex of G Algorithm 4.1 constructs one horizontal path on the grid to represent it, and (ii) the paths on the grid representing two vertices u and v of G intersect iff $\{u, v\}$ is an edge in G .

Proof of (i). Since G is maximal outerplanar, G is connected and each of its vertices is contained in at least one triangle. Hence for every vertex v of G Algorithm 4.1 adds at least one edge to P_v . Moreover the edges added to P_v (which lie all on the same horizontal line of the grid) build indeed a horizontal path on the grid because for each vertex $v \in V(G)$ the set vertices \hat{v} of \widehat{G} for which $v \in V(T_{\hat{v}})$ holds, build a subpath of \widehat{G} . Thus Algorithm 4.1

constructs exactly one horizontal path for each vertex $v \in G$.

Proof of (ii). Consider an edge $\{u, v\}$ of G . Clearly $\{u, v\}$ is part of at least one triangle $T_{\hat{v}_i}$ for some $i \in \{1, 2, \dots, \ell\}$. This implies that the paths P_u and P_v share the grid edge connecting $(i, 1)$ and $(i + 1, 1)$. Hence P_u and P_v intersect.

Assume now that the paths P_v and P_u representing vertices u and v on the grid, respectively, intersect. Thus P_u, P_v share some grid edge. Assume that this edge connects $(k, 1)$ and $(k + 1, 1)$ for some $k \in \{1, 2, \dots, \ell\}$. Since adding grid edges to the paths happens exclusively during the for loop of Algorithm 4.1, also the above mentioned edge has been added during this loop, more precisely for $i = k$. This implies that $u \in V(T_{\hat{v}_k})$ and $v \in V(T_{\hat{v}_k})$. Hence u and v are adjacent. \square

Theorem 4.6. *Let G be a maximal outerplanar graph. Then G is in B_0 if and only if G does not contain a copy of S_3 .*

Proof. Let G be a maximal outerplanar graph. If G contains a copy of S_3 , then Lemma 3.5 implies that G is not in B_0 . On the other hand in Lemma 4.5 we showed that Algorithm 4.1 constructs a B_0 -EPG representation if G does not contain a copy of S_3 , hence G is in B_0 . \square

We close this subsection with the following observation on the time complexity of Algorithm 4.1.

Corollary 4.7. *Let G be a maximal outerplanar graph with n vertices. It can be decided in $O(n)$ time whether G has a B_0 -EPG representation. If a B_0 -EPG representation of G exists, then it can be constructed in $O(n)$ time.*

Proof. An outerplanar representation of G can be obtained in linear time due to Observation 2.8. Then given an outerplanar embedding of G , the dual of G and also its induced subgraph \widehat{G} can be determined in linear time, see e.g. [27]. Finally it can be checked in linear time whether there is a vertex of degree at least 3 in \widehat{G} , in which case G is not in B_0 due to Theorem 4.6.

If every vertex in \widehat{G} has degree at most 2, a B_0 -EPG representation can be constructed in linear time by applying Algorithm 4.1. This is easy to see, because the number ℓ of vertices of \widehat{G} is linear (in fact we have $\ell = n - 2$ because a maximal outerplanar graph on n vertices has $2n - 3$ edges, see for example [18]). Then the computational effort of Algorithm 4.1 essentially consists in executing the for loop, i.e. going through ℓ triangles and for each triangle adding an edge to the three corresponding paths. \square

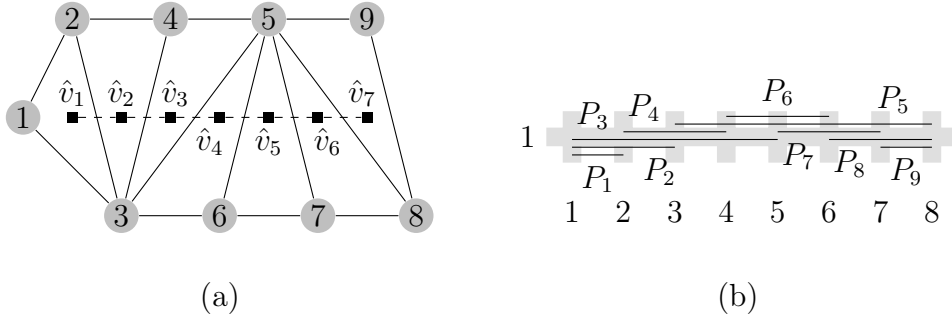


Figure 4: (a) A graph G and its almost-dual \widehat{G} with the vertices \hat{v}_i for $1 \leq i \leq 7$. (b) A B_0 -EPG representation of G constructed by Algorithm 4.1.

4.2 Maximal Outerplanar Graphs in B_1

In this section we characterize the maximal outerplanar graphs which are B_1^m -EPG and B_1 -EPG, respectively. Lemma 3.5 and Theorem 4.6 imply that the classes of maximal outerplanar graphs which are B_0 -EPG and B_1^m -EPG coincide.

Corollary 4.8. *Let G be a maximal outerplanar graph. Then G is in B_1^m if and only if G does not contain a copy of S_3 .*

Proof. On the one hand, Lemma 3.5 implies that a graph containing S_3 as an induced subgraph is not in B_1^m .

On the other hand by Theorem 4.6 every maximal outerplanar graph which does not contain a copy of S_3 is in B_0 and hence in B_1^m (since $B_0 \subseteq B_1^m$). \square

So, surprisingly, the maximal outerplanar graphs in B_1^m are just the same as the ones in B_0 . This means that allowing two more shapes of paths in the EPG representation does not increase the class of graphs which can be represented. Due to Lemma 3.4 and Lemma 3.5 we know that the class of maximal outerplanar graphs which are B_1 -EPG is strictly larger than the class of maximal outerplanar graphs which are B_0 -EPG (or, equivalently, B_1^m -EPG). In the sequel we characterize the class of maximal outerplanar graphs which are B_1 -EPG. To this end we will need the concept of the *reduced graph* of a maximal outerplanar graph. Recall the definition of central vertices and central edges of S_3 from Definition 3.3.

Definition 4.9. Let G be a maximal outerplanar graph. Then the *reduced graph* \widetilde{G} of G is defined in the following way. For every copy of S_3 in G , we color the central vertices and the central edges of S_3 green. Then we remove

every non-colored vertex and every non-colored edge from G . The resulting graph is the reduced graph \tilde{G} .

Note that the resulting object \tilde{G} is indeed a graph, since whenever an edge is colored also its end vertices are colored, so it can not happen that an edge is in \tilde{G} but a vertex, to which the edge is incident to, is not in \tilde{G} .

We continue by studying the structural relationship of maximal outerplanar graphs and their reduced and almost-dual graphs.

Lemma 4.10. *Let G be a maximal outerplanar graph with reduced graph \tilde{G} and almost-dual graph \hat{G} . Then*

- *the central vertices of each copy of S_3 in G ,*
- *the triangles (i.e. cycles on three vertices) in \tilde{G} and*
- *the vertices of degree 3 in \hat{G}*

are in a one-to-one correspondence.

Proof. First we will prove the one-to-one correspondence between the triangles in \tilde{G} and the central vertices of copies of S_3 in G .

Clearly the central vertices of copies of S_3 in G correspond to a triangle in \tilde{G} .

Now let $\{v_1, v_2, v_3\}$ be the vertices of an arbitrary triangle T in \tilde{G} . Notice that there are only the following two possibilities for the order in which edges are colored: either all the edges of T were colored at once, or the three edges were colored at three different times as central edges belonging to three different copies of S_3 in G . Indeed, if two of the edges of T were central edges of the same copy of S_3 in G , then the third edge of the triangle would be the third central edge of that copy of S_3 .

If all edges of T were colored at once, then clearly T corresponds to the central vertices of a copy of S_3 in G .

Assume now that the three edges were colored at three different times. Consider the edge $\{v_1, v_2\}$. Since this edge is colored there is a vertex $v_4 \neq v_3$ such that $\{v_1, v_2, v_4\}$ are the central vertices of a copy of S_3 in G . Analogously there are vertices v_5 and v_6 such that $\{v_2, v_3, v_5\}$ and $\{v_1, v_3, v_6\}$ are the central vertices of some copy of S_3 in G , respectively. Since G is outerplanar the vertices v_4, v_5 and v_6 are pairwise distinct and none of them can be adjacent to any of the two others. Therefore, the subgraph of G induced by the vertices $\{v_i | 1 \leq i \leq 6\}$ form a copy of S_3 in G and hence the vertices of T are the central vertices of a copy of S_3 in G . So the triangles in \tilde{G} and the central vertices of copies of S_3 in G are in a one-to-one correspondence.

Furthermore observe that a vertex of degree 3 in \widehat{G} represents a (triangular) inner face F of G such that each edge on its boundary is shared with the boundary of another triangular inner face of G . Thus each vertex of degree 3 in \widehat{G} corresponds to the central vertices of a copy of S_3 in G , and clearly, also vice-versa. So there is a bijective mapping between vertices of degree 3 in \widehat{G} on the one side and the central vertices of copies of S_3 in G , on the other side. \square

Objects corresponding to each other in terms of the bijections given in the proof of Lemma 4.10 will be referred to as *corresponding objects*.

Now we are able to prove the following structural result for B_1 -EPG representations of maximal outerplanar graphs.

Corollary 4.11. *Let G be a maximal outerplanar graph and \widetilde{G} its reduced graph. In every B_1 -EPG representation of G (if there is any) the vertices of any triangle in \widetilde{G} correspond to a claw clique.*

Proof. According to Lemma 4.10 the vertices of every triangle in \widetilde{G} are the central vertices of a copy of S_3 in G . Observation 3.6 implies that this set of central vertices corresponds to a claw clique. \square

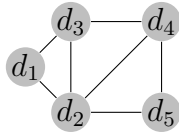


Figure 5: The graph M_1 .

Next we consider some maximal outerplanar graphs which are not B_1 -EPG.

Lemma 4.12. *Let G be a maximal outerplanar graph and \widetilde{G} its reduced graph. If the graph M_1 depicted in Figure 5 or the graph M_1^ℓ depicted in Figure 6 is an induced subgraph of \widetilde{G} for some $\ell \geq 0$, then G is not in B_1 .*

Proof. The lemma is proven by contradiction. Assume that G is B_1 -EPG and consider a B_1 -EPG representation of it. Assume further that that \widetilde{G} contains a copy of M_1^ℓ for some $\ell \geq 0$. We will derive a contradiction.

Since exactly one of $\{a_1, a_3\}$ and $\{a_2, a_4\}$ is an edge in the copy of M_1^ℓ in \widetilde{G} the vertices $\{a_1, a_2, a_3, a_4\}$ form two triangles in \widetilde{G} . According to Corollary 4.11 the vertices of any of these two triangles corresponds to a claw

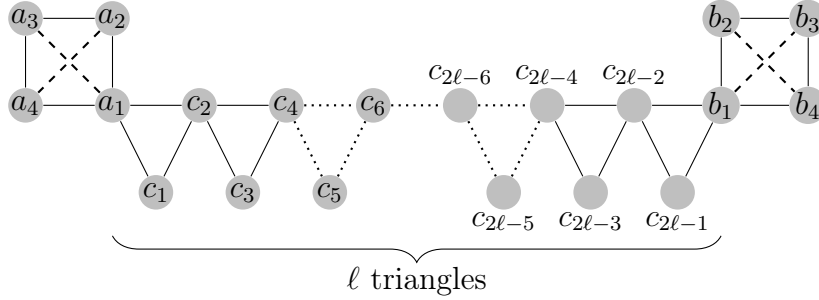


Figure 6: The graph M_1^ℓ with $\ell \geq 0$ consecutive triangles between the vertices a_1 and b_1 . For $\ell = 0$ there are no vertices c and the vertices a_1 and b_1 coincide. For all values of ℓ either $\{a_1, a_3\}$ or $\{a_2, a_4\}$ and either $\{b_1, b_3\}$ or $\{b_2, b_4\}$ is an edge in M_1^ℓ .

clique and due to Observation 3.6 in each claw clique two of the three paths are bended. It is easily observed that these two claw cliques must have different central grid points and there cannot be a path which is bended in both claw cliques. Thus any path corresponding to some vertex in $\{a_1, a_2, a_3, a_4\}$ is bended in exactly one of the these two claw cliques. Analogously any path corresponding to a vertex in $\{b_1, b_2, b_3, b_4\}$ is bended in exactly one of the two claw cliques corresponding to the two triangles formed by $\{b_1, b_2, b_3, b_4\}$.

Consider now the case $\ell = 0$ where $a_1 = b_1$ and observe that the vertices of two triangles in \tilde{G} which share only one vertex correspond to claw cliques with different central grid points. Thus the vertex $a_1 = b_1$ has to be bended in two claw cliques with different central grid points, and this is a contradiction to G being B_1 -EPG. We assume $\ell \geq 1$ from now on. We set $c_0 := a_1$ and $c_{2\ell} := b_1$ for notational consistency. Due to Corollary 4.11 the vertices $\{c_0, c_1, c_2\}$ of the first triangle correspond to a claw clique K_1 . It is easily observed that the central grid point of K_1 is different from the central grid points of the claw cliques corresponding to the two triangles formed by $\{a_1, a_2, a_3, a_4\}$. As argued above the path corresponding to $a_1 = c_0$ is bended in one of the two claw cliques corresponding to the two triangles formed by $\{a_1, a_2, a_3, a_4\}$, so it cannot be bended in K_1 . Hence it follows that the paths corresponding to c_1 and c_2 are bended in the claw clique K_1 . Let K_i be the claw clique corresponding to the vertices $\{c_{2i-2}, c_{2i-1}, c_{2i}\}$ of the i -th triangle for $1 \leq i \leq \ell$. By induction we get that the paths corresponding to the vertices c_{2i-1} and c_{2i} are bended in K_i for $1 \leq i \leq \ell$. Thus the path corresponding to $c_{2\ell} = b_1$ has to be bended in the claw clique K_ℓ as well as in one of the claw cliques corresponding to the two triangles formed by $\{b_1, b_2, b_3, b_4\}$, and this is a contradiction.

Assume now that M_1 is an induced subgraph of \tilde{G} and complete the proof by deriving a contradiction also in this case. By analogous arguments as for $\{a_1, a_2, a_3, a_4\}$ we get that the path corresponding to any vertex in $\{d_1, d_2, d_3, d_4\}$ is bended in exactly one of the two claw cliques corresponding to the two triangles formed by $\{d_1, d_2, d_3, d_4\}$. But then two of the paths corresponding to $\{d_2, d_4, d_5\}$ have to be bended in the claw clique corresponding to $\{d_2, d_4, d_5\}$ while d_2 and d_4 have to be bended also in another claw clique with a different central grid point. This is not possible because each path has at most one bend in a B_1 -EPG representation, and this contradiction completes the proof. \square

Lemma 4.12 describes a class of maximal outerplanar graphs which are not B_1 -EPG. In fact this class contains all maximal outerplanar graphs which are not B_1 -EPG as stated in Theorem 4.26, the main result in this section. The following definition allows us to simplify notation.

Definition 4.13. A maximal outerplanar graph is called *M-free* if its reduced graph \tilde{G} contains neither M_1 nor M_1^ℓ , for any $\ell \geq 0$, as an induced subgraph.

For the construction of a B_1 -EPG representation of a B_1 -EPG maximal outerplanar graph G we will need an assignment of pairs of vertices of G to vertices of degree 3 in \hat{G} . This assignment is constructed by Algorithm 4.2. In order to obtain this assignment and investigate its properties we will first consider the following definitions.

Definition 4.14. Let G be a maximal outerplanar graph with almost-dual graph \hat{G} and reduced graph \tilde{G} . We denote by \hat{V}_3 the set vertices of degree 3 in the almost-dual graph \hat{G} , so $\hat{V}_3 = \{\hat{v} \in V(\hat{G}) : \hat{v} \text{ has degree 3 in } \hat{G}\}$.

Two distinct triangles in \tilde{G} which share an edge are called *neighbored (to each other)*. Two distinct triangles in \tilde{G} which share a vertex, but not an edge, are called *touching (each other)*. A *sequence of touching triangles (STT)* T_1, \dots, T_k for some $k \in \mathbb{N}$ is a sequence of triangles T_i in \tilde{G} such that the triangles T_i and T_{i+1} are touching for each $1 \leq i \leq k - 1$. The *surrounding of a pair of triangles T and T' neighbored to each other* in \tilde{G} is the set of all triangles T^* in \tilde{G} , such that T or T' can be reached from T^* over an STT, i.e. there is an STT T_1, \dots, T_k with $T_1 = T^*$ and $T_k \in \{T, T'\}$.

Furthermore we translate the definitions related to triangles in \tilde{G} also to the corresponding vertices of degree 3 in \hat{G} . More precisely two vertices \hat{v}, \hat{v}' of degree 3 in \hat{G} that correspond to two neighbored (touching) triangles in \tilde{G} with respect to the bijection of Lemma 4.10 are called *neighbored (touching)*. A vertex \hat{v}^* of degree 3 in \hat{G} is said to be *in the surrounding of two neighbored*

vertices \hat{v}, \hat{v}' of degree 3 in \widehat{G} if the corresponding triangle $T_{\hat{v}^*}$ is in the surrounding of the neighbored triangles $T_{\hat{v}}, T_{\hat{v}'}$.

Finally a *cycle of touching or neighbored triangles (CTNT)* is defined as a sequence of triangles T_1, \dots, T_k in \widetilde{G} , $k \in \mathbb{N}$, such that for each $1 \leq i \leq k-1$, T_i and T_{i+1} are either neighbored or touching triangles, and also T_1 and T_k are either neighbored or touching triangles.

A CTNT T_1, \dots, T_k is called *reduced* iff for all $1 \leq i < j \leq k$ the triangles T_i and T_j are only neighbored or touching if either $j = i + 1$, or $i = 1$ and $j = k$. In other words a CTNT is reduced iff triangles of that cycle which are non-consecutive are neither touching each other nor neighbored to each other.

Next we want to better understand the structure of a M -free maximal outerplanar graph.

Lemma 4.15. *Let G be an M -free maximal outerplanar graph, with almost-dual graph \widehat{G} and reduced graph \widetilde{G} . Then the vertices in \widehat{V}_3 can be partitioned such that each vertex is either (A) neighbored to exactly one other vertex of degree 3 in \widehat{G} , or (B) not neighbored, but in the surrounding of exactly one pair of neighbored vertices in \widehat{G} , or (C) not in the surrounding of any pair of neighbored vertices in \widehat{G} .*

Proof. Due to Lemma 4.10 we can consider triangles in \widetilde{G} instead of considering vertices of degree 3 in \widehat{G} .

Since M_1 is not an induced subgraph of \widetilde{G} every triangle in \widetilde{G} is neighbored to at most one other triangle. Moreover if T_1 and T_2 are neighbored triangles in \widetilde{G} with vertex sets $V(T_1)$ and $V(T_2)$, respectively, then none of the vertices in $V(T_1) \cup V(T_2)$ can be a vertex of some other pair of neighbored triangles, because otherwise M_1^0 would be an induced subgraph of \widetilde{G} . To summarize, neighbored triangles in \widetilde{G} appear in pairs of two and two different pairs of neighbored triangles share neither edges nor vertices.

Further it is easy to see that each triangle of \widetilde{G} is in the surrounding of at most one pair of neighbored triangles. Indeed, assume a triangle T of \widetilde{G} is in the surrounding of the neighbored triangles T_1 and T_2 and it is also in the surrounding of another pair of neighbored triangles T_3 and T_4 . Then the graph induced by T, T_1, T_2, T_3, T_4 and the two STTs from T to the two pairs of neighbored triangles T_1, T_2 and T_3, T_4 contains a copy of M_1^ℓ , for some $\ell \geq 0$. Hence the surroundings of different pairs of neighbored triangles are disjoint. Therefore we can partition the triangles of \widetilde{G} (and equivalently the vertices of \widehat{G}) as claimed. \square

For an M -free graph G we denote the sets of vertices of degree 3 in \widehat{G} in the parts (A), (B) and (C) of the partition of Lemma 4.15 by A , B and C , respectively.

Lemma 4.16. *Let G be an M -free maximal outerplanar graph, with almost-dual graph \widehat{G} and reduced graph \widetilde{G} . Then \widetilde{G} does not contain a reduced CTNT T_1, \dots, T_k , for any $k \geq 4$. Moreover if a reduced CTNT of length 3 is contained in \widehat{G} , then all the triangles in that CTNT share a common vertex.*

Proof. Note that due to Lemma 4.15 touching triangles can be in the surrounding of at most one pair of neighbored triangles. Therefore at most two consecutive triangles can be neighbored in a CTNT, all other consecutive triangles are touching.

We prove Lemma 4.16 by contradiction. Assume that $C = (T_1, \dots, T_k)$ is a reduced CTNT in \widetilde{G} for some $k \geq 4$. Since T_i and T_{i+1} are neighbored or touching, they share at least one vertex v_i for each $1 \leq i \leq k-1$. Furthermore let v_k be a vertex shared by T_k and T_1 . Then clearly v_1, \dots, v_k are pairwise distinct (otherwise the CTNT C above would not be reduced) and form a cycle C' on $k \geq 4$ vertices in \widetilde{G} and hence also in G . Since G is maximal outerplanar, all the vertices of the triangles T_1, \dots, T_k which are not in C' lie on the outside of C' and all faces of G within C' are triangles.

Now we distinguish two cases: (i) there are two consecutive neighbored triangles in C and (ii) there are no two consecutive neighbored triangles in C .

In Case (i) let v_{i^*} be the vertex of C' which is shared by the neighbored triangles and let v'_{i^*} be the other vertex shared by the neighbored triangles. Notice that v'_{i^*} is not in C' . It is easy to see that if we replace v_{i^*} by v'_{i^*} in C' we get another cycle C'' in G such that v_{i^*} is in the interior of the cycle C'' , which is a contradiction to the outerplanarity of G .

In Case (ii) all faces of G within the cycle C' are triangles and all of them are center triangles of some copy of S_3 in G , thus all of them are present also in \widetilde{G} . But this implies that a copy of M_1 is contained in \widetilde{G} , a contradiction.

Thus in both cases we have a contradiction and this proves that there are no reduced CTNT of length k with $k \geq 4$ in \widetilde{G} .

Now consider a reduced CTNT $C = (T_1, T_2, T_3)$ of length 3 in \widetilde{G} . We distinguish the same two cases (i) and (ii) as before.

In Case (i) let w.l.o.g. T_1 and T_2 be two neighbored triangles in C . Then T_3 must share a vertex a with T_1 and a vertex b with T_2 . If $a \neq b$ and $|\{a, b\} \cap (V(T_1) \cap V(T_2))| \in \{0, 2\}$, then G would not be outerplanar, a contradiction. If $a \neq b$ and $|\{a, b\} \cap (V(T_1) \cap V(T_2))| = 1$, then \widetilde{G} would

contain a copy of M_1 , which contradicts G being M -free. So $a = b$ is shared by all triangles of C .

In Case (ii), if there are no neighbored triangles in C , then T_1 , T_2 and T_3 are pairwise touching. Again, if they would not all three touch at a common vertex, then \tilde{G} would contain a copy of M_1 contradicting that G is M -free. \square

Finally we are able to present Algorithm 4.2, which recognizes whether an input maximal outerplanar graph G is M -free and computes a particular assignment of pairs of vertices of G to vertices in \widehat{V}_3 if G is M -free. We will prove these statements in Lemma 4.17 and Theorem 4.24. The particular assignment mentioned above is called *assigned* and maps \widehat{V}_3 to $V(G) \times V(G)$.

Two other important arrays used by the algorithm are $level(\hat{v})$, for $\hat{v} \in \widehat{V}_3$, and $\Delta(a)$, for $a \in V(G)$. Their meaning is as follows. $\Delta(a) = \hat{v} \in \widehat{V}_3$ iff a belongs to $assigned(\hat{v})$. The meaning of $level(\hat{v})$ is a bit more complicated: in the case that the input graph G is M -free for every pair (\hat{v}, \hat{v}') of neighbored vertices in \widehat{V}_3 we have $level(\hat{v}) = level(\hat{v}') = 0$. For a vertex \hat{v} in the surrounding of some pair of neighbored vertices (\hat{w}, \hat{w}') (i.e. $\hat{v} \in B$ according to Lemma 4.15) the quantity $level(\hat{v}) =: k - 1$ determines the length of a STT $\hat{v}_1, \dots, \hat{v}_k$ in \widehat{V}_3 starting at \hat{w} or \hat{w}' and ending at $\hat{v} = \hat{v}_k$, such that in the execution of line 25 of Algorithm 4.2 the vertex \hat{v}'' coincides with \hat{v}_{i-1} when \hat{v} coincides with \hat{v}_i for every $i \in \{2, \dots, k\}$.

For each vertex \hat{v} which do not belong to the surrounding of some pair of neighbored vertices in \widehat{V}_3 (i.e. $\hat{v} \in C$ according to Lemma 4.15) the following holds. There is a STT $\hat{v}_1, \dots, \hat{v}_\ell$ in \widehat{V}_3 such that $level(\hat{v}_1) = 0$ holds, $\hat{v} = \hat{v}_\ell$ and in the execution of line 25 of the algorithm the vertex \hat{v}'' coincides with \hat{v}_{j-1} when \hat{v} coincides with \hat{v}_j for every $j \in \{2, \dots, \ell\}$.

Later the assignment of Algorithm 4.2 will be used in the construction of a B_1 -EPG representation of B_1 -EPG maximal outerplanar graphs. The following Lemma 4.17 states some properties of this assignment.

Lemma 4.17. *Let G be a maximal outerplanar graph with almost-dual \widehat{G} and reduced graph \tilde{G} . Then Algorithm 4.2 is well-defined, i.e. all lines can be executed as described and the algorithm terminates. At termination Algorithm 4.2 either outputs “ G is not M -free” or it returns an assignment that assigns two vertices $x_{\hat{v}}, y_{\hat{v}}$ of G to every vertex \hat{v} in \widehat{V}_3 such that*

- (1) $x_{\hat{v}}, y_{\hat{v}}$ are central vertices of the copy of S_3 in G corresponding to \hat{v} , and
- (2) no vertex of G is assigned to more than one vertex \hat{v} of \widehat{G} .

Algorithm 4.2 Construct an assignment $assigned: \widehat{V}_3 \rightarrow V(G) \times V(G)$

Input: A maximal outerplanar graph G , its reduced graph \widetilde{G} and its almost-dual \widehat{G}

Output: $assigned: \widehat{V}_3 \rightarrow V(G) \times V(G)$ or “ G is not M -free”

```

1: procedure ASSIGNMENT_MAX_OUTERPLANAR( $G, \widehat{G}, \widetilde{G}$ )
2:   Set  $assigned(\hat{v}) := \emptyset$  and  $label(\hat{v}) := unserved$  for each  $\hat{v} \in \widehat{V}_3$ 
3:   Set  $\Delta(a) := NULL$  for all  $a \in V(G)$ 
4:   Set  $level(\hat{v}) := \infty$  for each  $\hat{v} \in \widehat{V}_3$  and  $level(NULL) := \infty$ 
5:   for  $\hat{v} \in \widehat{V}_3$  do
6:     if  $label(\hat{v}) = unserved$  and  $\exists \hat{v}' \in \widehat{V}_3$ :  $\hat{v}$  is neighbored to  $\hat{v}'$  then
7:       Set  $\{a, b\} := V(T_{\hat{v}}) \cap V(T_{\hat{v}'})$ 
8:       Set  $\{c\} := V(T_{\hat{v}}) \setminus \{a, b\}$  and  $\{d\} := V(T_{\hat{v}'}) \setminus \{a, b\}$ 
9:       if  $\exists x \in V(T_{\hat{v}}) \cup V(T_{\hat{v}'})$  with  $\Delta(x) \neq NULL$  then
10:        Output “ $G$  is not  $M$ -free” and STOP
11:       end if
12:       Set  $assigned(\hat{v}) := \{a, c\}$  and  $label(\hat{v}) := served$ 
13:       Set  $assigned(\hat{v}') := \{b, d\}$  and  $label(\hat{v}') := served$ 
14:       Set  $level(\hat{v}) := 0$  and  $level(\hat{v}') := 0$ 
15:       Set  $\Delta(a) := \hat{v}$ ,  $\Delta(c) := \hat{v}$ ,  $\Delta(b) := \hat{v}'$ ,  $\Delta(d) := \hat{v}'$ 
16:     end if
17:   end for
18:   while  $\exists \hat{v} \in \widehat{V}_3$ :  $label(\hat{v}) = unserved$  do
19:     while  $\exists \hat{v} \in \widehat{V}_3$ :  $label(\hat{v}) = unserved$  and
20:        $\min\{level(\Delta(x)) : x \in V(T_{\hat{v}})\} \neq \infty$  do
21:       Set  $a := \arg \min\{level(\Delta(x)) : x \in V(T_{\hat{v}})\}$  and  $\hat{v}'' := \Delta(a)$ 
22:       if  $\exists x \in V(T_{\hat{v}}) \setminus \{a\}$  with  $\Delta(x) \neq NULL$  then
23:        Output “ $G$  is not  $M$ -free” and STOP
24:       end if
25:       Set  $assigned(\hat{v}) := V(T_{\hat{v}}) \setminus \{a\}$  and  $label(\hat{v}) := served$ 
26:       Set  $level(\hat{v}) := level(\hat{v}'') + 1$ 
27:       for  $x \in V(T_{\hat{v}}) \setminus \{a\}$  do  $\Delta(x) := \hat{v}$  end for
28:     end while
29:   if  $\exists \hat{v} \in \widehat{V}_3$ :  $label(\hat{v}) = unserved$  then
30:     Let  $a \in V(T_{\hat{v}})$  be a random vertex of  $V(T_{\hat{v}})$ 
31:     Set  $assigned(\hat{v}) := V(T_{\hat{v}}) \setminus \{a\}$  and  $label(\hat{v}) := served$ 
32:     Set  $level(\hat{v}) := 0$ 
33:     for  $x \in V(T_{\hat{v}}) \setminus \{a\}$  do  $\Delta(x) := \hat{v}$  end for
34:   end if
35: return  $assigned$ 
36: end procedure

```

Proof. For most of the lines it is easily seen that they can be executed as described in Algorithm 4.2. Only some particular lines need a closer consideration as follows. Observe that by the definition of neighbored vertices $|V(T_{\hat{v}}) \cap V(T_{\hat{v}'}|) = 2$ holds, so a , b , c and d can be defined as described in line 7 and 8. Furthermore $level(\Delta(x)) < \infty$ if and only if $\Delta(x) \neq NULL$, and $\Delta(x) \in \widehat{V}_3$ holds for all $x \in V(G)$. So $\hat{v}'' \in \widehat{V}_3$ holds in line 20 and the sum in line 25 is well defined.

Next we show that the algorithm terminates and fulfills the stated properties. If Algorithm 4.2 outputs “ G is not M -free”, then it terminates after that. Moreover this termination happens at line 10 or at line 22 and in both cases there are still unserved vertices in \widehat{V}_3 (see line 6 and line 19, respectively), thus the algorithm does not assign two vertices $x_{\hat{v}}$, $y_{\hat{v}}$ to every vertex $\hat{v} \in \widehat{V}_3$ in this case. Assume now that the algorithm does not output “ G is not M -free”. We show that in this case the algorithm terminates and assigns two vertices of G to every vertex in \widehat{V}_3 with the given properties.

Towards that end observe that at the beginning of Algorithm 4.2 each vertex of \widehat{V}_3 is labeled unserved and has no assigned vertices (line 2). Then throughout the algorithm a vertex gets the label *served* at the same time as it gets assigned vertices; we use the term “a vertex is served” to describe this action. Observe that only unserved vertices get some vertices assigned. Thus after having served a vertex \hat{v} of \widehat{G} the algorithm does not change the pair of vertices of G assigned to \hat{v} anymore. Moreover the while loop in lines 18 to 34 is executed as long as there are unserved vertices in \widehat{V}_3 and it serves one vertex in every run. Thus the algorithm terminates after a finite number of steps and at termination it has assigned a pair of vertices $x_{\hat{v}}$, $y_{\hat{v}}$ from G to every vertex \hat{v} in \widehat{V}_3 .

It is easy to see that the vertices $x_{\hat{v}}$, $y_{\hat{v}}$ assigned to $\hat{v} \in \widehat{V}_3$ fulfill property (1) by construction. In order to prove that also (2) is fulfilled, observe that $\Delta(x) = \hat{v}$ if and only if $x \in assigned(\hat{v})$ for all x and all \hat{v} . Moreover both the equality and the inclusion hold immediately after the vertex \hat{v} is served. Finally whenever a vertex x of G is assigned to a vertex \hat{v} in \widehat{V}_3 in lines 12, 13 or 24, then at this point $\Delta(x) = NULL$, because otherwise the condition of the if statement in lines 9 or 21 would have been fulfilled and the algorithm would have terminated with “ G is not M -free”. Hence a vertex x of G can only be assigned to at most one vertex \hat{v} of \widehat{V}_3 . \square

In order to examine Algorithm 4.2 in more detail, we will refer to the execution of lines 5 to 17 as step one, the first execution of lines 19 to 27 as step two and to the remaining executions of lines 18 to 34 as step three. We will start our investigation by considering step one.

Lemma 4.18. *Let G be a maximal outerplanar graph with almost-dual \widehat{G} and reduced graph \widetilde{G} . Then in step one Algorithm 4.2 either outputs “ G is not M -free” or it serves all vertices in \widehat{V}_3 which are neighbored.*

Proof. Assume that Algorithm 4.2 does not output “ G is not M -free” in step one. Then it loops through all vertices of \widehat{V}_3 and serves all vertices which are unserved and neighbored to another vertex, so clearly all neighbored vertices are served in step one. Moreover, if the algorithm outputs “ G is not M -free” in step one, it does so in line 10 and at this point there are still unserved vertices which belong to a pair of neighbored vertices (see line 6). Thus in this case the algorithm does not serve all neighbored vertices in \widehat{V}_3 . \square

Notice that Lemma 4.18 implies that if G is M -free, then in step one the algorithm serves exactly the vertices in A .

Lemma 4.19. *Let G be a maximal outerplanar graph with almost-dual \widehat{G} and reduced graph \widetilde{G} . Then Algorithm 4.2 outputs “ G is not M -free” in line 10 iff \widetilde{G} contains a copy of M_1 or M_1^0 .*

Proof. We assume first that \widetilde{G} contains a copy of M_1 as shown in Figure 5 and show that in this case Algorithm 4.2 outputs “ G is not M -free” in line 10.

Let \hat{v}_1, \hat{v}_2 and \hat{v}_3 be the vertices in \widehat{V}_3 that induce an M_1 in \widetilde{G} . If the algorithm terminates with “ G is not M -free” during the execution of line 10 there is nothing to show. So we assume that this is not the case and derive a contradiction. Thus we assume that the algorithm completes the for loop which starts at line 5.

Assume moreover that \hat{v}_1 is the first among the three vertices above served by the algorithm. The cases where \hat{v}_2 or \hat{v}_3 is the first among the three vertices $\hat{v}_1, \hat{v}_2, \hat{v}_3$ served by the algorithm can be handled analogously. Consider the execution of line 6 with $\hat{v} = \hat{v}_1$ or $\hat{v}' = \hat{v}_1$ prior to serving \hat{v}_1 . There are two cases: either $\{\hat{v}, \hat{v}'\} \neq \{\hat{v}_1, \hat{v}_2\}$ or $\{\hat{v}, \hat{v}'\} = \{\hat{v}_1, \hat{v}_2\}$. In the first case the condition in line 9 will be fulfilled at the latest by the execution of this line with $\hat{v} = \hat{v}_2$ or $\hat{v}' = \hat{v}_2$ and the algorithm would stop with “ G is not M -free” in line 10, a contradiction. In the latter case the condition in line 9 will be fulfilled at the latest by the execution of this line with $\hat{v} = \hat{v}_3$ or $\hat{v}' = \hat{v}_3$ and the algorithm would stop with “ G is not M -free” in line 10, again a contradiction.

Next we assume that \widetilde{G} contains a copy of M_1^0 but no copy of M_1 and show that also in this case Algorithm 4.2 outputs “ G is not M -free” in line 10. If Algorithm 4.2 outputs “ G is not M -free” we have completed the proof, so assume it does not output “ G is not M -free”. Let $\hat{v}_1, \hat{v}_2, \hat{v}_3$ and \hat{v}_4 be vertices of \widehat{V}_3 that induce an M_1^0 such that \hat{v}_1 and \hat{v}_2 are neighbored to

each other and \hat{v}_3 and \hat{v}_4 are neighbored to each other. Since \tilde{G} does not contain a copy of M_1 , each neighbored triangle is neighbored to exactly one other triangle. In particular this implies that during the execution of the algorithm w.l.o.g. first \hat{v}_1 and \hat{v}_2 coincide with \hat{v} and \hat{v}' in line 6. Later at some point \hat{v}_3 and \hat{v}_4 coincide with \hat{v} and \hat{v}' in line 6. At that point one of the vertices of G contained in the triangles corresponding to \hat{v}_1 and \hat{v}_2 is among $x \in V(T_{\hat{v}}) \cup V(T_{\hat{v}'})$. So with the same arguments as above Algorithm 4.2 outputs “ G is not M -free” in line 10.

What is left to show is that if Algorithm 4.2 outputs “ G is not M -free” in line 10, then \tilde{G} contains a copy of M_1 or M_1^0 . Let \hat{v}_1 and \hat{v}_2 be the vertices \hat{v} and \hat{v}' in line 6 at the last execution of this line before Algorithm 4.2 stops. Clearly \hat{v}_1 and \hat{v}_2 are neighbored. Since the algorithm stops, there has to be a vertex $x \in V(T_{\hat{v}}) \cup V(T_{\hat{v}'})$ such that $\Delta(x)$ was set to either \hat{v} or \hat{v}' in line 15 in a previous iteration. Let v_3 and v_4 be the vertices \hat{v} or \hat{v}' of that previous iteration. Clearly x is contained in $T_{\hat{v}_1}$ or $T_{\hat{v}_2}$ and also contained in $T_{\hat{v}_3}$ and $T_{\hat{v}_4}$, so at least one of v_1 and v_2 is neighbored to or touching at least one of v_3 and v_4 . If they are neighbored, then \tilde{G} contains a copy of M_1 . Otherwise \tilde{G} contains a copy of M_1^0 . \square

Next we consider the steps two and three of Algorithm 4.2 in more detail. We first prove a simple result.

Lemma 4.20. *Let G be a maximal outerplanar graph with almost-dual \hat{G} and reduced graph \tilde{G} . Assume that Algorithm 4.2 serves a vertex \hat{v} in \hat{V}_3 in step two. Then \hat{v} is in the surrounding of some neighbored vertices, but it is itself not neighbored to some other vertex.*

Proof. If \hat{v} would be neighbored, due to Lemma 4.18 it would have been served already in step one and hence it can not be served again in step two. Therefore \hat{v} is not neighbored. It remains to show that \hat{v} is in the surrounding of neighbored vertices. Consider the vertex \hat{v}'' in line 20 when \hat{v} is served in step two. Then \hat{v} and \hat{v}'' are touching. If \hat{v}'' is a neighbored vertex then \hat{v} is in the surrounding of \hat{v}'' . Otherwise, if \hat{v}'' is not a neighbored vertex, \hat{v}'' has been served in step two, so we can repeat the above argument inductively with \hat{v}'' in the role of \hat{v} until a neighbored vertex is reached. Notice that $level(\hat{v}'') < level(\hat{v})$, thus the level decreases any time we repeat the inductive argument. Finally, considering that in step two only neighbored vertices have level equal to 0, we conclude that after a finite number of repetitions of the inductive argument a neighbored vertex is reached. Clearly, any vertex touching another vertex in the surrounding of a neighbored pair of vertices also belongs to the surrounding of that neighbored pair of vertices. Therefore

\hat{v} is in the surrounding of neighbored vertices, but not neighbored to any vertex. \square

Lemma 4.21. *Let G be a maximal outerplanar graph with almost-dual \widehat{G} and reduced graph \widetilde{G} . If Algorithm 4.2 has not terminated with “ G is not M -free” in step one, then it either outputs “ G is not M -free” in step two or it serves all vertices in \widehat{V}_3 which are in the surrounding of neighbored vertices, but not neighbored.*

Proof. Assume first that Algorithm 4.2 does not output “ G is not M -free” in step two. This implies that the algorithm has completed step two, i.e. it has completed the first run of the while loop in lines 19 to 27. Under this assumption we show that all vertices in \widehat{V}_3 which are in the surrounding of neighbored vertices, but not neighbored to some other vertex, are served in step two. Lemma 4.20 implies that each vertex served in step two is in the surrounding of neighbored vertices, but it is itself not neighbored to some other vertex.

Further consider a vertex \hat{v} which is in the surrounding of neighbored vertices, but is not neighbored to any other vertex and show that it is served in step two. Clearly \hat{v} has not been served in step one because of Lemma 4.18. Due to the definition of the surrounding of neighbored vertices there is an STT $T_{\hat{v}_1}, \dots, T_{\hat{v}_k}$ such that $\hat{v} = \hat{v}_k$ and \hat{v}_1 belongs to a neighbored pair of vertices, hence \hat{v}_1 was already served at the beginning of step two. We assume that \hat{v} is not served at the end of step two and show that this leads to a contradiction. Let i be the smallest index in $\{1, 2, \dots, k\}$ such that the vertex \hat{v}_i is not served at the end of step two. Clearly $k \geq i \geq 2$. Thus at the end of step two \hat{v}_{i-1} is a served vertex, \hat{v}_{i-1} and \hat{v}_i are touching and \hat{v}_i is not served, implying that the while-condition in line 19 is fulfilled, a contradiction to the completion of step two.

On the other hand if Algorithm 4.2 outputs “ G is not M -free” in step two, this is because the if condition in line 21 is fulfilled, meaning that there is an unserved vertex \hat{v} touching a served vertex \hat{v}'' (see line 20). But then due to Lemma 4.18 and Lemma 4.20 \hat{v}'' is neighbored (if it was served in step one) or lies in the surrounding of a neighbored vertex (if it was served in step two). Consequently, vertex \hat{v} which is touching \hat{v}'' also lies in the surrounding of a neighbored vertex, while being unserved. Hence the either-or statements of the lemma exclude each other. \square

Lemma 4.22. *Consider a maximal outerplanar graph G with almost-dual \widehat{G} and reduced graph \widetilde{G} . Assume that Algorithm 4.2 does not terminate with “ G is not M -free” in step one or in step two. Then in step three it either outputs “ G is not M -free” or it serves all vertices in \widehat{V}_3 which are neither neighbored, nor in the surrounding of neighbored vertices.*

Proof. This is a consequence of Lemma 4.17, Lemma 4.18 and Lemma 4.21. \square

Lemma 4.23. *Let G be a maximal outerplanar graph with almost-dual \widehat{G} and reduced graph \widetilde{G} . Then Algorithm 4.2 outputs “ G is not M -free” in line 22 iff \widetilde{G} contains a copy of M_1^ℓ for some $\ell \geq 1$ and no copy of M_1 and M_1^0 .*

Proof. First, let G be such that \widetilde{G} contains a copy of M_1^ℓ as in Figure 6 for some $\ell \geq 1$ and no copy of M_1 and M_1^0 . We show that Algorithm 4.2 outputs “ G is not M -free” in line 22. Let us denote by \hat{a}_1 and \hat{a}_2 (\hat{b}_1 and \hat{b}_2) the vertices in \widehat{V}_3 corresponding to the triangles with vertices $\{a_1, a_2, a_3, a_4\}$ ($\{b_1, b_2, b_3, b_4\}$), and by \hat{v}_i the vertex in \widehat{V}_3 corresponding to the triangle with vertices $\{c_{2i-2}, c_{2i-1}, c_{2i}\}$, $1 \leq i \leq \ell$, in an arbitrary but fixed copy of M_1^ℓ in \widetilde{G} . Due to Lemma 4.18 and Lemma 4.19 the pairs of neighbored vertices \hat{a}_1, \hat{a}_2 and \hat{b}_1, \hat{b}_2 have been served in step one and the algorithm has not terminated with “ G is not M -free” in step one. Notice now that as long as there is one unserved vertex \hat{v}_i the while condition in line 19 is fulfilled. Indeed let i be the smallest index in $\{1, \dots, \ell\}$ such that \hat{v}_i is unserved at the end of step two. Consider now $\hat{v} = \hat{v}_i$ in line 19 and observe that since \hat{v}_i is touching a served vertex (this is \hat{v}_{i-1} , if $i \geq 2$, or one of the neighbored vertices \hat{a}_1 and \hat{a}_2 , if $i = 1$), $\min\{\text{level}(\Delta(x)) : x \in V(T_{\hat{v}})\} \neq \infty$ holds. So step two of Algorithm 4.2 is not over as long as there are unserved vertices \hat{v}_i .

If the algorithm stops with “ G is not M -free” in line 22 prior to the moment where the last unserved vertex \hat{v}_i , $1 \leq i \leq \ell$, is handled in line 24, we are done. Otherwise this moment is reached when line 24 is executed for the last unserved vertex \hat{v}_i with $\hat{v} = \hat{v}_i$. In this case it can be shown inductively that the vertex c_{2i-2} of $V(T_{\hat{v}_i})$ has already been assigned to another vertex (potentially to \hat{v}_{i-1} , if $i \geq 2$ or to one of the vertices \hat{a}_1 and \hat{a}_2 , if $i = 1$) and also the vertex c_{2i} of $V(T_{\hat{v}_i})$ has already been assigned to another vertex (potentially to \hat{v}_{i+1} , if $i \geq 2$ or to one of the vertices \hat{b}_1 and \hat{b}_2 , if $i = \ell$). Hence $\Delta(c_{2i-2}) \neq \text{NULL}$ and $\Delta(c_{2i}) \neq \text{NULL}$ and this implies that the if condition in line 21 is fulfilled. Thus the algorithm stops with “ G is not M -free” in line 22 also in this case.

For the other direction of the implication assume that Algorithm 4.2 outputs “ G is not M -free” in line 22. If \widetilde{G} would contain a copy of M_1 or M_1^0 , then due to Lemma 4.19 Algorithm 4.2 outputs “ G is not M -free” already in line 10 and therefore would not reach line 22, so this can not happen. We complete the proof by showing that \widetilde{G} contains a copy of M_1^ℓ for some $\ell \geq 1$ in this case.

Let \hat{v} be the vertex for which the if condition in line 21 is fulfilled, after which the algorithm stops with “ G is not M -free” in line 22. Then there

are two vertices $a \neq x \in V(T_{\hat{v}})$, with $\Delta(a) \neq NULL$ and $\Delta(x) \neq NULL$ (see lines 20 and 21). This means that a and x have been assigned to some already served vertices, say \hat{a} and \hat{x} in \widehat{V}_3 . Notice that $\hat{a} \neq \hat{x}$, because otherwise $\hat{a} = \hat{x}$ and \hat{v} would be neighbored to each other, and thus \hat{v} would have already been served in step one due to Lemma 4.18. Notice moreover that the vertices \hat{a} and \hat{v} can not be neighbored due to the outerplanarity of G . Furthermore \hat{a} and \hat{x} do not touch, otherwise \widetilde{G} would contain a copy of M_1 . Hence $T_{\hat{a}}$ and $T_{\hat{x}}$ do not share a vertex.

The vertices \hat{a} and \hat{x} have been served in step one or in step two, and hence each of them is either neighbored or lies in the surrounding of some neighbored vertices (see Lemma 4.18 and Lemma 4.20). Therefore there exist two STT S_1 and S_2 such that (i) both end in \hat{v} , (ii) \hat{a} is the vertex preceding \hat{v} in S_1 , (iii) \hat{x} the vertex preceding \hat{v} in S_2 , (iv) both S_1 and S_2 start in a neighbored triangle and (v) S_1 and S_2 both contain as few triangles as possible. Assume the only vertex in S_1 touching or being neighbored to some vertex different from \hat{v} in S_2 is \hat{v} . Then the union of S_1 and S_2 together with the vertices, to which the start vertices of S_1 and S_2 are neighbored to, build an M_1^ℓ with $\ell \geq 1$ and we are done.

Otherwise consider the subsequence S_3 of S_1 which ends at \hat{v} and starts at the last vertex $\hat{y} \neq \hat{v}$ which touches or is neighbored to some vertex different from \hat{v} in S_2 . Then S_3 and S_2 contain a CTNT. Since \hat{a} and \hat{x} do not touch and are not neighbored to each other there is a reduced CTNT of the above CTNT containing \hat{v} , \hat{a} , \hat{x} and at least one other vertex. The existence of such a reduced CTNT of length at least 4 implies that G is not M -free (see Lemma 4.16). The latter statement together with the absence of copies of M_1 and M_1^0 in \widetilde{G} implies the existence of a copy of M_1^ℓ , for some $\ell \geq 1$, in \widetilde{G} . \square

The results of Lemmas 4.17-4.23 can be used to prove the following theorem.

Theorem 4.24. *Let G be a maximal outerplanar graph with n vertices. Algorithm 4.2 decides in $O(n^2)$ time whether G is M -free. If G is M -free then Algorithm 4.2 returns an assignment of pairs of vertices of G to vertices of \widehat{V}_3 in $O(n^2)$ time. In particular this assignment has two properties: (1) each vertex $\hat{v} \in \widehat{V}_3$ gets assigned to central vertices of the copy of S_3 in G which corresponds to \hat{v} , and (2) no vertex of G gets assigned to more than one vertex in \widehat{G} .*

Proof. Clearly due to Lemma 4.19 and Lemma 4.23 Algorithm 4.2 outputs “ G is not M -free” if and only if G is not M -free. Furthermore, due to

Lemma 4.17, Algorithm 4.2 returns an assignment of pairs of vertices of G to every vertex of \widehat{V}_3 satisfying properties (1) and (2), if G is M -free.

It is left to prove the statements about the running time of Algorithm 4.2. Before doing that we want to remark that the input needed by the algorithm for a maximal outerplanar graph G on n vertices can be set up in $O(n)$ time. Indeed due to Observation 2.8 an outerplanar embedding of G can be found in $O(n)$ time. With the same arguments as in the proof of Corollary 4.7 also \widehat{G} and the triangles $T_{\hat{v}}$, for $\hat{v} \in V(\widehat{G})$ can be determined in $O(n)$ time. Moreover, since \widehat{G} has $O(n)$ vertices and $O(n)$ edges, the degrees $\deg(\hat{v})$, for $v \in V(\widehat{G})$, can be computed in $O(n)$ time. Also the graph \widetilde{G} can be determined in linear time. Indeed, the construction of \widetilde{G} involves coloring the central vertices and the central edges of each copy of S_3 in G and then removing the uncolored edges and vertices. This can be done in $O(n)$ time since every copy of S_3 in G uniquely corresponds to a vertex of degree 3 in \widehat{G} and for each such vertex there are 3 vertices and 3 edges to be colored in G .

In the following we show that Algorithm 4.2 can be implemented to run in $O(n^2)$ time. Consider first the for loop. It is applied for each of the $O(n)$ vertices in \widehat{V}_3 and for each vertex $\hat{v} \in \widehat{V}_3$ it checks whether \hat{v} is served and whether \hat{v} is neighbored to another vertex in V_3 . The latter check can be easily performed in $O(\deg(\hat{v}))$ time by going through the neighbors of \hat{v} and checking whether there is one neighbor of degree 3 among them. The other operations within the for loop can then be performed in constant time for each \hat{v} . Hence the for loop can be implemented to run in $O(n)$ time, since \widehat{G} has $O(n)$ edges.

Consider now the outer while loop in line 18. Each execution of it serves an unserved vertex, so this loop is executed $O(n)$ times. In each execution of the outer while loop, the inner while loop in line 19 checks whether there exists an unserved vertex \hat{v} which is touching a served vertex, hence the inner while loop is executed $O(n)$ times. By considering that an unserved vertex \hat{v} touches some served vertex iff $level(\Delta(x)) < \infty$ for some x in $V(T_{\hat{v}})$ (line 19) and that all other operations within the inner while loop can be obviously performed in constant time, we conclude that one run of the inner while loop takes $O(n)$ time. Since the operations in lines 28-33 can be obviously performed in $O(n)$ time, the outer while loop takes $O(n^2)$ time in total. \square

With the help of Lemma 4.17 and Theorem 4.24 we are now able to present Algorithm 4.3 which constructs a B_1 -EPG representation for an input graph G which is a maximal outerplanar M -free graph.

Algorithm 4.3 Construct a B_1 -EPG representation for a maximal outerplanar M -free graph G

Input: A maximal outerplanar M -free graph G , its almost-dual \widehat{G} , its reduced graph \widetilde{G} and an assignment $assigned: \widehat{V}_3 \rightarrow V(G) \times V(G)$ as computed by Algorithm 4.2

Output: A B_1 -EPG representation of G

```

1: procedure B1_SPECIAL_MAX_OUTERPLANAR( $G, \widehat{G}, \widetilde{G}, assigned$ )
2:   Choose an arbitrary vertex  $\hat{v}$  of degree 1 from  $V(\widehat{G})$ 
3:   Let  $\hat{u}$  be the neighbor of  $\hat{v}$  in  $V(\widehat{G})$ 
4:   Let  $\{a, b\} := V(T_{\hat{u}}) \cap V(T_{\hat{v}})$  and  $\{c\} := V(T_{\hat{v}}) \setminus \{a, b\}$ 
5:   Draw the paths  $P_a, P_b$  and  $P_c$  and set  $\mathcal{R}_{\hat{u}}$  as depicted in Figure 9(c)
6:   Set  $ToConstruct := \{(\hat{u}, \hat{v}, \mathcal{R}_{\hat{u}})\}$ 
7:   while  $ToConstruct \neq \emptyset$  do
8:     Let  $(\hat{u}, \hat{v}, \mathcal{R}_{\hat{u}}) \in ToConstruct$ 
9:     Set  $ToConstruct := ToConstruct \setminus \{(\hat{u}, \hat{v}, \mathcal{R}_{\hat{u}})\}$ 
10:    Let  $\{a, b\} := V(T_{\hat{u}}) \cap V(T_{\hat{v}})$ 
11:    Let  $\{c\} := V(T_{\hat{v}}) \setminus \{a, b\}$  and  $\{d\} := V(T_{\hat{u}}) \setminus \{a, b\}$ 
12:    if  $\deg(\hat{u}) = 3$  then
13:       $NewToCon := \text{DEGREE\_3}(G, \widehat{G}, \{a, b\}, d, \hat{u}, \mathcal{R}_{\hat{u}}, assigned)$ 
14:       $ToConstruct := ToConstruct \cup NewToCon$ 
15:    else if  $\deg(\hat{u}) = 2$  then
16:      Let  $\hat{w} \neq \hat{v}$  be the other neighbor of  $\hat{u}$  in  $\widehat{G}$ 
17:      Let  $\{a'\} := V(T_{\hat{w}}) \cap \{a, b\}$  and  $\{b'\} := \{a, b\} \setminus \{a'\}$ 
18:      Let  $e$  such that  $\{a', d, e\} = V(T_{\hat{w}})$ 
19:      Extend the paths  $P_{a'}$  and  $P_{b'}$ , draw the path  $P_d$  in the region
            $\mathcal{R}_{\hat{u}}$  and set  $\mathcal{R}_{\hat{w}}$  as depicted in Figure 8(b)
20:       $ToConstruct := ToConstruct \cup \{(\hat{w}, \hat{u}, \mathcal{R}_{\hat{w}})\}$ 
21:    else  $\deg(\hat{u}) = 1$ 
22:      Extend the paths  $P_a$  and  $P_b$  and draw the path  $P_d$  in the region
            $\mathcal{R}_{\hat{u}}$  as depicted in Figure 9(b)
23:    end if
24:  end while
25: end procedure

```

```

1: procedure DEGREE_3( $G, \widehat{G}, \{a, b\}, d, \hat{u}, \mathcal{R}_{\hat{u}}, assigned$ )
2:   Let  $a' \in assigned(\hat{u}) \cap \{a, b\}$  and  $\{b'\} = \{a, b\} \setminus \{a'\}$ 
3:   Let  $\hat{w} \in V(\widehat{G})$  and  $e \in V(G) \setminus \{b'\}$  such that  $\{a', d, e\} = V(T_{\hat{w}})$ 
4:   Let  $\hat{w}' \in V(\widehat{G})$  and  $f \in V(G) \setminus \{a'\}$  such that  $\{b', d, f\} = V(T_{\hat{w}'})$ 
5:   if  $assigned(\hat{u}) = \{a', b'\}$  then
6:     Extend the paths  $P_{a'}$  and  $P_{b'}$ , draw the path  $P_d$  in the region  $\mathcal{R}_{\hat{u}}$ 
       and set  $\mathcal{R}_{\hat{w}}, \mathcal{R}_{\hat{w}'}$  as depicted in Figure 7(b)
7:   else ( $assigned(\hat{u}) = \{a', d\}$ )
8:     Extend the paths  $P_{a'}$  and  $P_{b'}$ , draw the path  $P_d$  in the region  $\mathcal{R}_{\hat{u}}$ 
       and set  $\mathcal{R}_{\hat{w}}, \mathcal{R}_{\hat{w}'}$  as depicted in Figure 7(c)
9:   end if
10:   $NewToCon := \{(\hat{w}, \hat{u}, \mathcal{R}_{\hat{w}}), (\hat{w}', \hat{u}, \mathcal{R}_{\hat{w}'})\}$ 
11:  return  $ToConstruct$ 
12: end procedure

```

Lemma 4.25. *Let G be a maximal outerplanar M -free graph, with almost-dual \widehat{G} and reduced graph \widetilde{G} . Then Algorithm 4.3 constructs a B_1 -EPG representation of G .*

Proof. We start by proving that all paths can really be constructed as described in Algorithm 4.3. Towards that end, note that we have the following invariants throughout the algorithm. For each $(\hat{u}, \hat{v}, \mathcal{R}_{\hat{u}}) \in ToConstruct$ the vertices \hat{u} and \hat{v} are adjacent in \widehat{G} and their corresponding triangles $T_{\hat{u}}$ and $T_{\hat{v}}$ share two vertices a and b in G . Furthermore the paths of the three vertices of $T_{\hat{v}}$ have already been constructed. Moreover $\mathcal{R}_{\hat{u}}$ indicates a region of the B_1 -EPG representation, where the paths P_a and P_b intersect and where they can be extended such that no other paths are in this region so far. This implies, that all the paths can really be constructed as described by Algorithm 4.3.

Next we prove that Algorithm 4.3 constructs exactly one path for each vertex of G . After the execution of the operations in lines 10 to 23 of the while loop for the triple $(\hat{u}, \hat{v}, \mathcal{R}_{\hat{u}})$ all paths corresponding to vertices of $T_{\hat{u}}$ have been constructed and all neighbors of \hat{u} have been added to $ToConstruct$. This implies that for each vertex of G the path representing it on the grid has been constructed because first \widehat{G} is a tree with maximum degree 3, see Observation 4.3, and second, each vertex of G belongs to at least one triangle in G and hence it corresponds to at least one vertex in \widehat{G} . Moreover any time the paths corresponding to the vertices of some triangle in \widehat{G} are constructed, it is checked for which vertices there already exist paths on the grid. The algorithm constructs then new paths only for those vertices the paths of which

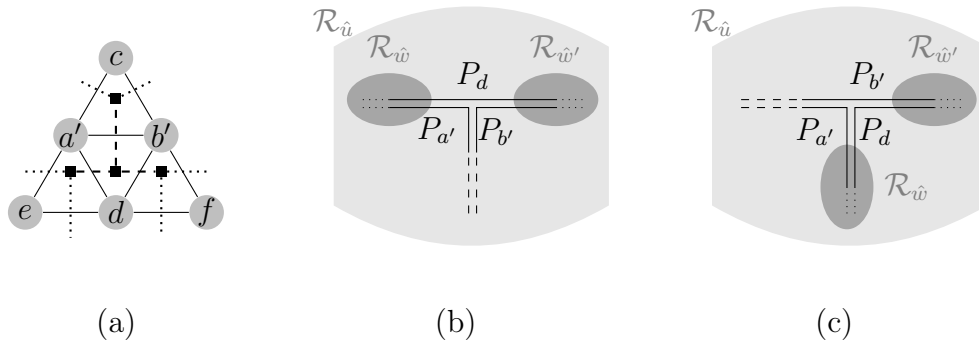


Figure 7: (a) A part of a graph G with \widehat{G} and (b), (c) how Algorithm 4.3 constructs the B_1 -EPG representation of it. Dotted edges may or may not exist.

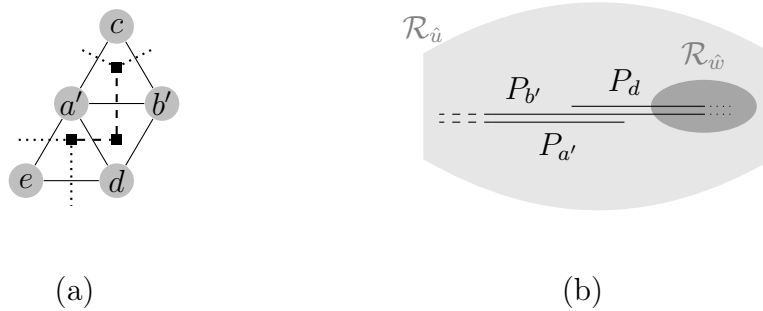


Figure 8: (a) A part of a graph G with \widehat{G} and (b) how Algorithm 4.3 constructs the B_1 -EPG representation of it. Dotted edges may or may not exist.

have not been constructed yet. thus the algorithm does not construct more than one path per vertex. Summarizing, for each vertex v in G Algorithm 4.3 constructs exactly one path representing v on the grid. What is left to show is that two paths P_a and P_b intersect iff the vertices a and b are adjacent and that every path has at most one bend.

When constructing the paths, it is easy to see that if two paths P_a and P_b intersect, then their corresponding vertices are adjacent. If a and b are adjacent vertices of G , then there is a (not necessarily unique) vertex \hat{v} of \widehat{G} , such that $\{a, b\} \subseteq V(T_{\hat{v}})$. When \hat{v} or one of its neighbors that also contains both a and b is considered in lines 8 to 23, Algorithm 4.3 constructs the paths P_a and P_b as intersecting paths. Hence P_a and P_b intersect iff the vertices a and b are adjacent in G .

Moreover by construction a path P_a corresponding to a vertex $a \in V(G)$ only bends if $a \in V(T_{\hat{v}})$ and a was assigned to \hat{v} in the assignment given

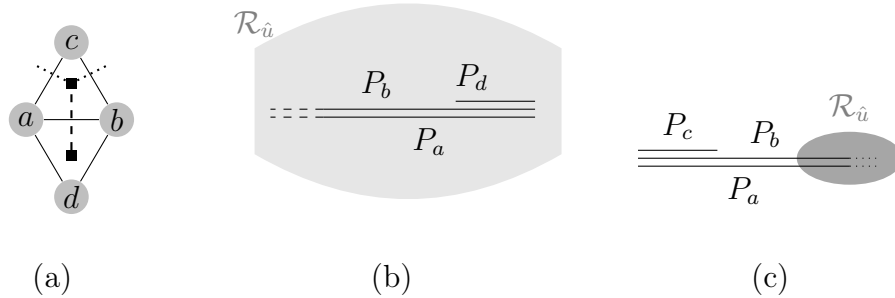


Figure 9: (a) A part of a graph G with \widehat{G} and (b) how Algorithm 4.3 constructs the B_1 -EPG representation of it. Dotted edges may or may not exist. (c) The starting construction of Algorithm 4.3.

by Algorithm 4.2. Due to Lemma 4.17 each vertex of G is assigned to at most one vertex of \widehat{G} , hence each path P_a bends at most once. Therefore the representation of G is in fact a B_1 -EPG representation. \square

Eventually we are able to state our main result characterizing the maximal outerplanar graphs which are B_1 -EPG.

Theorem 4.26. *Let G be a maximal outerplanar graph. Then G is B_1 -EPG if and only if G is M -free.*

Proof. If G is not M -free, then \widetilde{G} contains a copy of M_1 or M_1^ℓ , for some $\ell \geq 0$. Then G is not B_1 -EPG, see Lemma 4.12. Otherwise, Algorithm 4.3 constructs a B_1 -EPG representation according to Lemma 4.25, hence G is B_1 -EPG. \square

We close this section with a statement on the time complexity of constructing a B_1 -EPG representation of a maximal outerplanar graph belonging to B_1 .

Corollary 4.27. *Let G be a maximal outerplanar graph with n vertices. It can be decided in $O(n^2)$ time whether G is B_1 -EPG. In the positive case a B_1 -EPG representation of G can be constructed in $O(n^2)$ time.*

Proof. We have already seen in Theorem 4.24 that Algorithm 4.2 recognizes whether G is M -free in $O(n^2)$ time. Hence it recognizes also whether G is B_1 -EPG, see Theorem 4.26, and computes an assignment of pairs of vertices of G to vertices of \widehat{V}_3 in the positive case in $O(n^2)$ time. This assignment is then taken as an input by Algorithm 4.3.

Consider now the computational effort of Algorithm 4.3. It essentially consists in the execution of the while loop and the latter is executed one

per each element $(\hat{u}, \hat{v}, \mathcal{R}_{\hat{u}})$ of *ToConstruct*. It is obvious that once a triple $(\hat{u}, \hat{v}, \mathcal{R}_{\hat{u}})$ of *ToConstruct* has been selected, all instructions within the loop (lines 9-23) can clearly be performed in constant time. Finally for each edge $\{\hat{u}, \hat{v}\}$ of \tilde{G} (such that all paths representing the vertices in $T_{\hat{v}}$ have already been constructed but not all paths representing the vertices in $T_{\hat{u}}$ have already been constructed) the triple $(\hat{u}, \hat{v}, \mathcal{R}_{\hat{u}})$ is added exactly once to *ToConstruct* (because \tilde{G} is a tree) and each triple is deleted from *ToConstruct* after it has been selected within the while loop. Consequently during Algorithm 4.3 $O(n)$ elements are added to *ToConstruct* and the whole loop is repeated $O(n)$ times. Thus Algorithm 4.3 can be implemented to run in linear time.

Summarizing a B_1 -EPG representation of a maximal outerplanar graph which is in B_1 can be constructed in quadratic time on the number of vertices by applying Algorithm 4.3 and Algorithm 4.2. \square

In Theorem 2.7 we have seen that all outerplanar graphs are in B_2^m and hence all maximal outerplanar graphs are in B_2^m . Summarizing we get a full characterization of maximal outerplanar graphs belonging to B_0 , B_1^m , B_1 and B_2^m represented in terms of the (monotonic) bend number of outerplanar graphs below.

Corollary 4.28. *The (monotonic) bend number of a maximal outerplanar graph G is given as follows.*

$$b(G) = \begin{cases} 0 & G \text{ does not contain a copy of } S_3 \\ 1 & G \text{ contains a copy of } S_3 \text{ and } \tilde{G} \text{ does not contain} \\ & \text{a copy of neither } M_1 \text{ nor } M_1^\ell, \text{ for any } \ell \geq 0 \\ 2 & \text{otherwise} \end{cases}$$

$$b^m(G) = \begin{cases} 0 & G \text{ does not contain a copy of } S_3 \\ 2 & \text{otherwise} \end{cases}$$

5 The (Monotonic) Bend Number of Cacti

We now want to derive such a full characterization of another subclass of outerplanar graphs, namely for cacti. We first need the following definitions.

Definition 5.1. A *cycle* on r vertices is denoted by C_r and is a graph with vertices $\{v_1, \dots, v_r\}$ and edges $\{\{v_i, v_{i+1}\} \mid 1 \leq i \leq r-1\} \cup \{\{v_r, v_1\}\}$.

Definition 5.2. A *simple cycle* of a graph $G = (V, E)$ is a subgraph C_r for some $r \leq |V|$.

Definition 5.3. A graph is called a *cactus* if it is connected and any two simple cycles in it have at most one vertex in common.

It is easy to see that every cactus is outerplanar, so due to Theorem 2.7 cacti are in B_2^m . Notice that cacti are in some sense the opposite to maximal outerplanar graphs: in a cactus edges which connect non-consecutive vertices belonging to the same simple cycle are not allowed, whereas in maximal outerplanar graphs there have to be as many edges as possible connecting such vertices.

5.1 Cacti in B_0

Again, we start by figuring out which cacti are in B_0 . We first identify some special cacti which are not in B_0 . Recall that as mentioned in Section 1 a graph G is in B_0 (and equivalently in B_0^m) iff G is an interval graph. Since any cycle with more than three vertices is not an interval graph the following result immediately follows.

Observation 5.4. *The cycle C_r is not in B_0 for $r \geq 4$.*



Figure 10: (a) The graph M_2 . (b) The graph M_3 .

The next lemma represents a less obvious result.

Lemma 5.5. *The graphs M_2 and M_3 shown in Figure 10 are not in B_0 .*

Proof. Both statements are proved by contradiction.

Assume first that M_2 has a B_0 -EPG representation. Due to the fact that b, c and d are all adjacent to a , the path corresponding to a has to have a grid edge in common with all 3 corresponding paths. Further there is no edge joining any two vertices in $\{b, c, d\}$, therefore their corresponding paths are disjoint lines and hence one path has to be in the middle of the other two paths. Thus the one path in the middle is completely contained in the path corresponding to a . That is a contradiction, since each vertex in $\{b, c, d\}$ has a neighbor which is not adjacent to a . Hence M_2 is not in B_0 .

Assume now that M_3 has a B_0 -EPG representation. This is also a B_1 -EPG representation, thus M_3 is also in B_1 . Moreover the vertices a, b and c form a maximal clique in M_3 . Then Lemma 3.2 implies that in any B_0 -EPG representation of M_3 the paths P_a, P_b, P_c corresponding to a, b and c have to form an edge clique (they cannot form a claw-clique because there is no claw clique in B_0 -EPG representations). Let \bar{e} be the common grid edge used by P_a, P_b, P_c in the B_0 -EPG representation. None of the paths P_d, P_e, P_f representing d, e and f in the B_0 -EPG representation can contain \bar{e} , because otherwise the corresponding vertex would be a common neighbor of all three vertices a, b and c and there is no such vertex in M_3 . The graph M_3 is connected, so P_a, P_b, P_c, P_d, P_e and P_f all use the same grid line $\bar{\ell}$, on which also \bar{e} is located. Hence at least two of the paths P_d, P_e and P_f lie on the same side of \bar{e} on $\bar{\ell}$. Assume w.l.o.g. that P_d and P_e lie to the right of \bar{e} . Since P_d and P_e do not intersect, assume w.l.o.g. that P_d lies to the left of P_e . Summarizing P_d lies between \bar{e} and P_e on $\bar{\ell}$ without intersecting them. But P_b has to intersect \bar{e} and P_e , hence it also intersects P_d . This is a contradiction, because b and d are not adjacent in M_3 . This completes the proof. \square

In order to simplify notation, we introduce the following definition.

Definition 5.6. A cactus is called *MC-free* if it contains neither M_2 , nor M_3 , nor C_r , for any $r \geq 4$, as an induced subgraph.

Observation 5.4 and Lemma 5.5 imply that a cactus that is not *MC-free* is not in B_0 . The following theorem gives a characterization of the cacti in B_0 by showing that the converse is also true.

Theorem 5.7. *Let G be a cactus. Then G is in B_0 if and only if G is *MC-free*.*

Proof. The necessary condition follows from Observation 5.4 and Lemma 5.5. The sufficient condition is proven by construction. Towards that end we show that Algorithm 5.1 correctly constructs a B_0 -EPG representation of an *MC-free* cactus G .

Notice that if G contains any cycles, then those are triangles. Furthermore notice that if the vertex set $\{v_1, v_2, v_3\}$ induces a triangle in G , then there is no vertex $v_4 \in V(G) \setminus \{v_1, v_2, v_3\}$ adjacent to at least two (assume w.l.o.g. v_1 and v_2) vertices of $\{v_1, v_2, v_3\}$, because otherwise the simple cycles $\{v_1, v_2, v_3\}$ and $\{v_1, v_2, v_4\}$ would share an edge and contradict the property of G being a cactus. Hence if the vertex set $\{v_1, v_2, v_3\}$ induces a triangle in G , then at least one vertex in $\{v_1, v_2, v_3\}$ has degree 2, otherwise G would contain M_3 as an induced subgraph. Assume w.l.o.g. that v_3 has degree 2.

If the graph $G \setminus v_3$ obtained from G by deleting the vertex v_3 and its incident edges $\{v_1, v_3\}, \{v_2, v_3\}$ had a B_0 -EPG representation, the latter could be extended to a B_0 -EPG representation of G by simply representing v_3 by just one grid edge in the B_0 -EPG representation of $G \setminus v_3$ shared by the paths P_{v_1} and P_{v_2} corresponding to v_1 and v_2 , respectively. Obviously, this argument holds for any triangle in G . Following this idea Algorithm 5.1 first constructs the graph \bar{G} obtained by removing from G one vertex of degree 2 together with its incident edges from every triangle in G . This is done in lines 4-8. Then in lines 9-21 the algorithm constructs a B_0 -EPG representation of \bar{G} , which is then extended to a B_0 -EPG representation of G in lines 22-24 by applying the idea explained above.

Next consider the construction of a B_0 -EPG representation of \bar{G} . Observe first that \bar{G} is a cactus which does not contain neither a copy of M_2 nor a copy of C_r , for any $r \geq 3$ (because \bar{G} is an induced subgraph of the MC -free cactus G). Thus \bar{G} is a tree. More precisely \bar{G} is a so-called caterpillar, i.e. the (connected) graph G' obtained from \bar{G} by deleting all its leaves and the edges incident to them is a path. This follows from the fact that there is no vertex v with degree more than 2 in G' . Indeed, if there was such a vertex v and 3 neighbors v_1, v_2, v_3 of it in G' , then each of v_1, v_2, v_3 would have degree at least 2 in \bar{G} (otherwise they would not be present in G') and \bar{G} would contain M_2 as an induced subgraph, a contradiction to the properties of \bar{G} .

Let G' be the path (w_1, w_2, \dots, w_k) for some $k \leq |V(G)|$ and $w_i \in V(G)$, $1 \leq i \leq k$. It is straightforward to construct a B_0 -EPG representation of (w_1, w_2, \dots, w_k) as depicted in Figure 11. Moreover this B_0 -EPG representation of G' can be easily extended to a B_0 -EPG representation of \bar{G} in the following way. For any leaf v of \bar{G} consider its neighbor w_ℓ in \bar{G} . w_ℓ clearly belongs to G' . Thus there is a path P_{w_ℓ} on the grid representing w_ℓ in the B_0 -EPG representation of G' . Construct a subpath P_v of P_{w_ℓ} on the grid to represent v , such that P_v does not intersect any other path constructed so far. Obviously this construction yields a B_0 -EPG representation of \bar{G} . Following these ideas the algorithm first constructs the path G' in lines 9-13, then it constructs the B_0 -EPG representation of G' in lines 14-17 and finally it extends the latter to a B_0 -EPG representation of \bar{G} in lines 18-21. \square

The following corollary specifies the time complexity of the construction of a B_0 -EPG representation given in Algorithm 5.1 of a cactus in B_0 .

Corollary 5.8. *Let G be a cactus with n vertices. If a B_0 -EPG representation of G exists, then it can be constructed in $O(n \log(n))$ time.*

Proof. Let $G = (V(G), E(G))$ be an MC -free cactus. Let $V(G) = \{1, 2, \dots, n\}$

Algorithm 5.1 Construct a B_0 -EPG representation of an MC -free cactus.

Input: An MC -free cactus $G = (V(G), E(G))$ and the set $\delta_G(v)$ of edges incident to v in G , $\forall v \in V(G)$

Output: A B_0 -EPG representation of G

```

1: procedure B0_SPECIAL_CACTUS( $G$ )
2:   Set  $\bar{\Delta} := \langle \rangle$  and  $\Delta' := \langle \rangle$ , where  $\langle \rangle$  denotes an empty list
3:   Set  $\bar{G} := G$ 
4:   while  $G$  contains a triangle with vertex set  $\{v_1, v_2, v_3\}$  do
5:     Determine a vertex  $v$  of degree two in  $\{v_1, v_2, v_3\}$ 
6:     Set  $V(\bar{G}) := V(\bar{G}) \setminus \{v\}$  and  $E(\bar{G}) := E(\bar{G}) \setminus \{\delta_G(v)\}$ 
7:     Set  $\bar{\Delta} := \langle \bar{\Delta}, v \rangle$ 
8:   end while
9:   for  $v \in V(\bar{G})$  do
10:    If  $v$  is a leaf in  $\bar{G}$ , set  $\Delta' := \langle \Delta', v \rangle$ 
11:  end for
12:  Set  $V(G') := V(\bar{G}) \setminus \Delta'$ ,  $E(G') := E(\bar{G}) \setminus (\cup_{v \in \Delta'} \delta_{\bar{G}}(v))$ , where  $\delta_{\bar{G}}(v)$ 
    is the set of edges incident with  $v$  in  $\bar{G}$ 
13:  Set  $G' = (V(G'), E(G'))$ 
14:  Set  $k := |V(G')|$ 
15:  for  $i = 1, \dots, k$  do
16:    Construct the path  $P_{w_i}$  corresponding to the  $i$ -vertex  $w_i$  in  $G'$  as
    shown in Figure 11
17:  end for
18:  for  $v \in \Delta'$  do
19:    Let  $w \in V(\bar{G})$  such that  $\{(w, v)\} = \delta_{\bar{G}}(v)$ 
20:    Construct a path  $P_v$  representing  $v$  as a subpath of  $P_w$  which is
    not contained in any other path constructed already
21:  end for
22:  for  $v \in \bar{\Delta}$  do
23:    Construct a path  $P_v$  representing  $v$  as a common edge of the (al-
    ready constructed) paths  $P_{v_1}, P_{v_2}$  for  $\{(v, v_1), (v, v_2)\} = \delta_G(v)$ 
24:  end for
25: end procedure

```

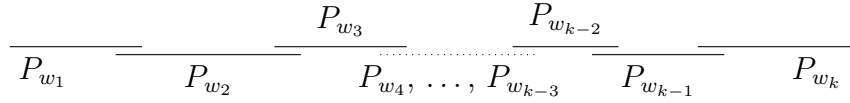


Figure 11: The B_0 -EPG representation of the path G' of Algorithm 5.1.

be the set of vertices of G . We show that Algorithm 5.1 can be implemented to run in $O(n \log(n))$ time. Assume that we use a data structure, in which we can access a vertex in constant time and that all neighbors of a vertex are stored in a list in ascending order of their indices. Note that a cactus on n vertices has only $O(n)$ edges, hence such a data structure can be build up in $O(n \log(n))$ time. Then the degrees of all vertices can be computed in $O(n)$ time.

First the algorithm deletes one vertex with degree 2 in every triangle (lines 4-8). This is done by going through all vertices and any time a vertex v of degree 2 is reached, it is checked whether its two neighbors i and j are adjacent. This can be done in $O(\log(n))$ by applying logarithmic search on the list of the neighbors of i . If i and j are adjacent, then the vertex v and the edges $\{v, i\}$, $\{v, j\}$ are deleted and the lists of neighbors of all i and j are updated. Also this can be performed in $O(\log(n))$ time. So in total the algorithm needs $O(n \log(n))$ time to delete one vertex with degree 2 of every triangle.

Then all the vertices with degree 1 have to be deleted in the remaining graph. Also this can be performed in $O(n \log(n))$. Then a B_0 -EPG representation of the resulting path can be constructed in linear time as it is done in Algorithm 5.1 and depicted in Figure 11. Eventually the paths corresponding to the deleted leaves of \bar{G} are added to the B_0 -EPG representation in $O(n)$ time as described in lines 18-21 of Algorithm 5.1. Finally the paths representing the vertices of degree two removed at the beginning (one per triangle) are constructed on the grid. Since there are at most n such vertices and the neighbors of each of them can be accessed in constant time, this whole step can be performed in $O(n)$ time. Summarizing a B_0 -EPG representation of G can be constructed in $O(n \log(n))$ time. \square

It is an open question whether there is a faster way to construct the B_0 -EPG representation of a cactus in B_0 .

5.2 Cacti in B_1

Next we show that all cacti belong to B_1^m .

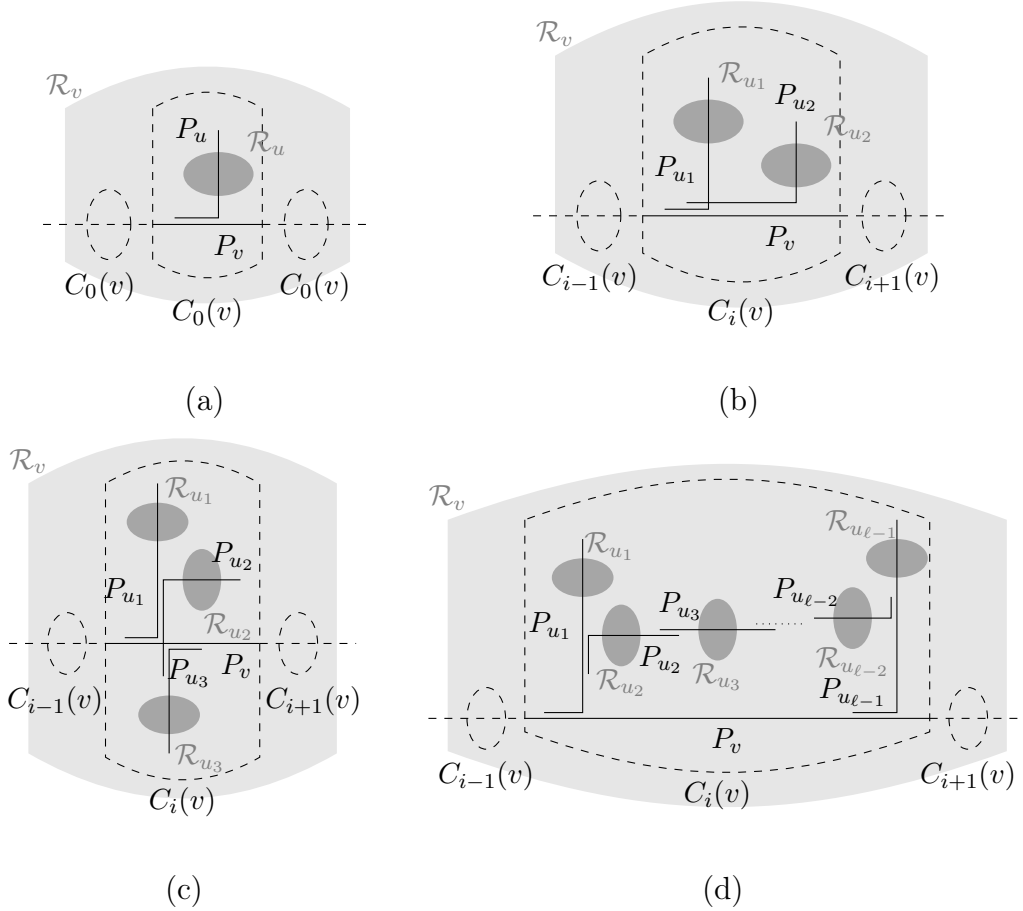


Figure 12: The construction of a B_1^m -EPG representation of a cactus with free parts of the paths. This constructions are used if \mathcal{R}_v lies on a horizontal line of P_v . If \mathcal{R}_v lies on a vertical line of P_v , then the constructions have to be rotated by 90° clockwise and then be flipped vertically.

Theorem 5.9. *Every cactus is in B_1^m .*

Proof. The result is proven by showing that Algorithm 5.2 correctly constructs a B_1^m -EPG representation for an arbitrary input cactus G . Whenever the algorithm selects a green vertex v (line 8), we refer to the execution of lines 9-27 as the *exploration of v* . Note that during the algorithm each vertex has a color $col(v)$. A vertex v is gray if the path P_v has not been constructed yet. A vertex v turns green as soon as the grid path P_v representing v in the

Algorithm 5.2 Construct a B_1^m -EPG representation of a cactus G .

Input: A cactus $G = (V(G), E(G))$ with $n = |V(G)|$ and the set $\delta(v)$ of edges incident with v in G , $\forall v \in V(G)$

Output: A B_1^m -EPG representation of G

```

1: procedure B1M_CACTUS( $G$ )
2:   Set  $col(v) = gray$  for all  $v \in V(G)$ 
3:   Select an arbitrary vertex  $v_0 \in V(G)$ 
4:   Set  $color(v_0) := green$ 
5:   Draw the path  $P_{v_0}$  representing  $v_0$  as a straight horizontal line on the
      grid
6:   Set the free part  $\mathcal{R}_{v_0}$  of  $P_{v_0}$  to be the whole grid
7:   while There is a green vertex in  $V(G)$  do
8:     Select a vertex  $v \in V(G)$  with  $col(v) = green$ 
9:     Determine all  $k_v$  cycles  $C_1(v), \dots, C_{k_v}(v)$  in  $G$ , which contain  $v$ 
      and all other vertices of the cycle are gray ( $k_v \in \mathbb{N} \cup \{0\}$ )
10:    Determine  $C_0(v) := \{u \in V(G) : \{u, v\} \in \delta(v), col(u) = gray\} \setminus$ 
       $\cup_{i=1}^{k_v} V(C_i(v))$ 
11:    for  $u \in C_0(v)$  do
12:      Construct the path  $P_u$  representing  $u$  such that it lies in the
      free part  $\mathcal{R}_v$  of  $P_v$  and only intersects  $P_v$ , but no other
      already constructed path, as shown in Figure 12(a)
13:      Set  $col(u) := green$ 
14:    end for
15:    for  $i = 1, \dots, k_v$  do
16:      Let  $\langle v, u_1, u_2, \dots, u_{\ell-1}, v \rangle$  be the vertices of  $C_i(v)$  in the order
      they are visited in the cycle  $C_i(v)$ 
17:      for  $j = 1, \dots, \ell - 1$  do
18:        Construct the grid path  $P_{u_j}$  representing  $u_j$  such that
19:        (1)  $P_{u_j}$  lies on the free part  $\mathcal{R}_v$  of  $P_v$ 
20:        (2)  $P_{u_j}$  intersects  $P_{u_{j-1}}$ 
21:        (3)  $P_{u_j}$  intersects  $P_v$  if  $j = \ell - 1$ 
22:        (4)  $P_{u_j}$  does not intersect other already constructed paths
23:        as shown in Figure 12(b), Figure 12(c) and Figure 12(d)
      for  $\ell = 3, \ell = 4$  and  $\ell \geq 5$ , respectively
24:        Set  $col(u_j) := green$ 
25:      end for
26:    end for
27:    Set  $col(v) := red$ 
28:  end while
29: end procedure

```

B_1^m -EPG representation has been constructed. Finally the vertex is colored red as soon as all paths corresponding to vertices in $\cup_{i=0}^{k_v} C_i(v)$ have been constructed. $C_i(v)$, $1 \leq i \leq k_v$, $k_v \in \mathbb{N}$, are all cycles containing v and including only gray vertices besides v . $C_0(v)$ consists of all neighbors of v which are still gray and are not contained in any of the above cycles $C_i(v)$, $1 \leq i \leq k_v$. The algorithm terminates when all green vertices have turned red, hence the algorithm is finite because there are only finitely many vertices in G .

Furthermore whenever a path P_v is constructed, also a free region \mathcal{R}_v is indicated, in which a part of one of the two segments of P_v is contained and in which no other paths have been constructed yet.

Observe that due to the particular construction the following properties are invariants of the algorithm after finishing the exploration of any vertex. For any green or red vertex u there is an $\ell \in \mathbb{N} \cup \{0\}$ and a sequence $S_u = \langle v_0, v_1, \dots, v_\ell \rangle$ of red vertices such that u has turned green during the exploration of v_ℓ , and if $\ell \geq 1$, v_j has turned green during the exploration of v_{j-1} for all $j \in \{1, \dots, \ell\}$. Moreover, if $\ell \geq 1$, then any two vertices v_j, v_{j+1} , $0 \leq j \leq \ell - 1$, in S_u are connected by a path of non-gray vertices all of which have been gray when the exploration of v_j started. In particular for any green or red vertex u there is a path $Q_{v_0, u}$ in G of non-gray vertices connecting v_0 and u in G .

We show that Algorithm 5.2 yields a B_1^m -EPG representation of G and complete the proof of the theorem by proving the following four claims.

- (i) Consider a green vertex v currently selected in line 8 of Algorithm 5.2 and a cycle C which contains v . Let $V(C)$ denote the set of vertices in C . Then either all or none of the vertices in $V(C) \setminus \{v\}$ are gray.
- (ii) For every vertex u of G the algorithm constructs exactly one path on the grid representing u .
- (iii) All constructed paths are monotonic and have at most one bend.
- (iv) Two paths on the grid intersect iff the corresponding vertices are adjacent in G .

Proof of (i). This fact is trivially true if $v = v_0$ (i.e. v is the first vertex explored at all) because at this point all vertices of G but v_0 are gray. Assume now that $v \neq v_0$ and that there is a cycle C in G containing v as well as some gray vertex u and some non-gray vertex $w \neq v$. Then C does not contain v_0 (otherwise the vertices in C would have been colored green during the exploration of v_0 , hence u would be a green vertex). The invariant of the algorithm implies that there is a path $Q_{v_0, v}$ connecting v_0 and v and consisting of non-gray vertices, and that there is also a path $Q_{v_0, w}$ connecting

v_0 and w and consisting of non-gray vertices. But then $Q_{v_0,v}$, $Q_{v_0,w}$ and a path $Q_{v,w}$ connecting v and w along C close a cycle C' . Moreover C and C' intersect along path $Q_{v,w}$ which contains at least two vertices, and this is a contradiction to G being a cactus. Hence the assumption was wrong and therefore (i) holds.

Proof of (ii). Since a cactus is a connected graph for every vertex u in G there is a path $Q_{v_0,u} = (v_0, v_1, \dots, v_\ell = u)$ in G connecting v_0 and u . v_1 is colored green during the exploration of v_0 . Since the algorithm does not terminate as long as there are green vertices in G , at some point vertex v_1 will be selected and if v_2 has not been green before, it will turn green during the exploration of v_1 . This argument can be repeated along the vertices of path $Q_{v_0,u}$, so u turns green at some point, and this means that a grid path P_u representing u is constructed.

A path corresponding to a vertex is constructed only if a vertex turns green. Furthermore, each vertex turns green only once, because during the exploration of vertex v the sets $V(C_i(v))$, $0 \leq i \leq k_v$ have pairwise empty intersection since G is a cactus. Hence during the exploration of a vertex (only) gray vertices turn green at most once. Hence for each vertex exactly one path corresponding to it is constructed.

Proof of (iii). This claim follows directly from the construction: see Figure 12 and observe that all depicted paths are monotonic and have at most one bend. Moreover a 90° clockwise rotation of the paths depicted in Figure 12 followed by a vertical flipping yields monotonic paths with at most one bend.

Proof of (iv). First consider an edge $\{u, w\}$ in G and assume w.l.o.g. that w was explored before u by the algorithm. Let P_u and P_w be the paths on the grid constructed by the algorithm to represent u and w , respectively. We will show that P_u intersects P_w .

If u was gray at the moment when w is explored then u belongs to some $C_i(w)$, $0 \leq i \leq k_w$, and by construction P_u intersects P_w .

Assume now that u is not gray when w is selected to be explored. Let v_u (v_w) be the vertex during the exploration of which u (w) turned green. If $v_u = v_w$ then by construction u and w are both contained in the set $\cup_{i=0}^{k_{v_u}} V(C_i(v_u))$. If both u and w are in $C_0(v_u)$, then the edges $\{v_u, u\}$, $\{u, w\}$ and $\{v_u, w\}$ form a cycle C , which contains v_u and all the other vertices are gray. Therefore C would have been among the cycles $C_i(v_u)$, $1 \leq i \leq k_{v_u}$, and hence u and w would not be in $C_0(v_u)$ anymore, a contradiction.

Hence w.l.o.g. we can assume that $u \in V(C_i(v_u))$ and $w \in V(C_j(v_u))$ with $0 \leq i \leq j \leq k_{v_u}$ with $j > 0$. Hence there are paths $Q_{v_u,u}$ and $Q_{v_u,w}$ from v_u to u and from v_u to w in $C_i(v_u)$ and $C_j(v_u)$, respectively. Together with

the edge $\{u, w\}$ the paths $Q_{v_u, u}$ and $Q_{v_u, w}$ form a cycle C , which contains at least one edge of the cycle $C_j(v_u)$. Due to the fact that G is a cactus, this implies that C and $C_j(v_u)$ coincide, hence both u and w are contained in $C_j(v_u)$. Thus by construction P_u and P_w intersect.

Next we show that $v_u \neq v_w$ cannot happen. Indeed if $v_u \neq v_w$, then consider the sequences S_{v_u} and S_{v_w} described in the invariant of the algorithm. Notice that both sequences start with v_0 and denote by x the last common vertex in S_{v_u} and S_{v_w} . Clearly $x \neq v_u$ or $x \neq v_w$ by assumption. On the other hand the invariant implies the existence of two paths $Q_{u, x}$, $Q_{w, x}$ in G joining x with u and w , respectively, and (except for x) consisting of gray vertices at the moment of the exploration of x . But then $Q_{u, x}$, $Q_{w, x}$ and $\{u, w\}$ would close a cycle with all vertices but x being gray when x is selected for exploration. This would imply that both u and w turn green during the exploration of x , hence $v_u = v_w = x$ would hold, and this is a contradiction to $v_u \neq v_w$.

To summarize, in all possible cases whenever u and w are adjacent in G , the paths P_u and P_w intersect.

Vice-versa consider two intersecting grid paths P_u , P_w representing vertices u and w , respectively. Assume w.l.o.g. that P_w was constructed by the algorithm before P_u . Observe that by construction all grid paths which intersect P_w are constructed during the exploration of w (equivalently, grid-paths constructed during later explorations of vertices do not intersect P_w). Thus P_u has been constructed during the exploration of w . But then by construction P_w and P_u intersect iff w and u are neighbors. \square

Next we consider the running time of the above algorithm.

Corollary 5.10. *Let G be a cactus with n vertices. A B_1^m -EPG representation of G can be constructed in $O(n^2)$ time.*

Proof. As in the proof of Corollary 5.8 we use a data structure, in which we can access a vertex in constant time and for each vertex v all neighbors of v (or equivalently, all edges incident to v) are stored in a list, e.g. in ascending order of their indices. Since a cactus on n vertices has only $\mathcal{O}(n)$ edges, such a data structure can be build up in $\mathcal{O}(n \log(n))$ time. Denote by $c(G)$ the number of cycles contained in G . Notice that $c(G) = \mathcal{O}(n)$ because in a cactus no edge is contained in more than one cycle. Hence every vertex is contained in at most $\mathcal{O}(n)$ cycles.

In a preprocessing step we construct a vertex-cycle incidence matrix $M = (m_{v,j}) \in \{0, 1\}^{n \times c(G)}$ with $m_{v,j} = 1$ iff v is contained in the j -th cycle C_j of G . Moreover, for every j , $1 \leq j \leq c(G)$, we save the vertices of C_j in an ordered list representing the order in which the vertices are visited along C_j .

The preprocessing is done by applying a (depth) first search on G ; as soon as the j -th cycle C_j is closed, $1 \leq j \leq c(G)$, the ordered list of the vertices in C_j is saved and a j -th column is added to the matrix M by setting $m_{v,j} = 1$ iff v is contained in C_j . The depth first search can be done on $O(n + m) = O(n)$ time, M can be created in $O(nm) = O(n^2)$ time, and the ordered list of vertices for some cycle C_j can be constructed in $O(n)$ time, summing up to $O(n^2)$ time for all cycles. Summarizing the preprocessing takes $O(n^2)$ time.

During each execution of the while loop, i.e. the exploration of some green vertex v , we need to determine all gray vertices contained in some cycle $C_1(v), \dots, C_{k_v}(v)$ together with v , as well as the gray neighbors of v which are not contained in any of the above cycles. The latter are collected in the set $C_0(v)$. Recall that as mentioned in the proof of Theorem 5.9, Claim (i), if some cycle containing v contains some gray vertex, then also all other vertices of the cycle except for v are gray. So in order to determine $C_0(v), C_1(v), \dots, C_{k_v}(v)$ it suffices to go through the list of neighbors of v , and for any gray neighbor u check whether $m_{uj} = 1$ and $m_{vj} = 1$, for $1 \leq j \leq c(G)$. In the “yes” case C_j is one of the cycles $C_i(v)$, $1 \leq i \leq k_v$; otherwise u is added to $C_0(v)$ (initialized as an empty set when the exploration of v starts). So for every v , the cycles $C_i(v)$, $0 \leq i \leq k_v$, can be determined in $O(n \deg(v))$, where $\deg(v)$ is the degree of v in G . The other steps involved in the exploration of v , i.e. the coloring of vertices of the above cycles in green and the construction of the corresponding grid paths, can be performed in constant time per vertex. Moreover each of these steps is performed exactly one time per vertex during the algorithm.

Summarizing over all repetitions of the while loop we obtain a time of $(\sum_{v \in V} O(n \deg(v))) = O(n^2)$ needed to determine the sets $C_0(v), C_1(v), \dots, C_{k_v}(v)$, for all $v \in V$, and a time of $O(n^2)$ for coloring the vertices in green and constructing the corresponding grid paths. Thus the overall time complexity of the algorithm is $O(n^2)$. \square

It is an open question whether there is a faster way to construct a B_1^m -EPG representation of a cactus. We summarize our findings of this section in the following result.

Corollary 5.11. *The (monotonic) bend number of a cactus G is given as follows.*

$$b(G) = b^m(G) = \begin{cases} 0 & \text{if } G \text{ contains no copy of } M_2, M_3, C_r, \text{ for } r \geq 4, \\ 2 & \text{otherwise} \end{cases}$$

6 Conclusions and Open Problems

In this paper we focused on EPG representations and on the (monotonic) bend number of outerplanar graphs. In particular we dealt with two subclasses of outerplanar graphs: the maximal outerplanar graphs and the cacti. The main contribution of the paper is the full characterization of graphs with (monotonic) bend number equal to 0, 1 or 2 in the subclasses mentioned above. All of the presented proofs are constructive and lead to efficient algorithms for the construction of the corresponding EPG representations.

It was already known in the literature that 2 is an upper bound on the bend number of outerplanar graphs, i.e. $b(G) \leq 2$ holds for every outerplanar graph G [25]. Moreover in [6] it was shown that 2 is the best possible upper bound for outerplanar graphs. In this paper we showed that 2 is also an upper bound on the monotonic bend number of outerplanar graphs, i.e. $b^m(G) \leq 2$ holds for every outerplanar graph G . By observing that the result of [6] implies the existence of an outerplanar graph which is not in B_1^m we conclude that 2 is a best possible upper bound on the monotonic bend number of outerplanar graphs. Thus for the class of outerplanar graphs the best possible upper bounds on the monotonic bend number and on the bend number coincide.

In [25] the inequality $b(G) \leq 2$ for outerplanar graphs is obtained as a special case of a more general result; Heldt et al. [25] have shown that $b(G) \leq 2$ holds for all graphs G with treewidth at most 2. So far no upper bound is known on $b^m(G)$ for graphs G with treewidth bounded by 2. In particular it is an open question whether the coincidence mentioned above extends to the class of graphs with treewidth bounded by 2.

For the larger class of planar graphs an upper bound on the monotonic bend number is known: $b(G) \leq 4$ holds for every planar graph G . Moreover there is a planar graph with bend number at least 3 [25]. However no upper bounds are known for the monotonic bend number of planar graphs, this is a challenging open question.

Our precise results on the (monotonic) bend number of maximal outerplanar graphs can be summarized as follows. We distinguished two types of maximal outerplanar graphs: (I) maximal outerplanar graphs which do not contain S_3 as an induced subgraph, and (II) maximal outerplanar graphs which do contain S_3 as an induced subgraph. We showed that $b(G) = b^m(G) = 0$ holds for every maximal outerplanar graph G of type I. More generally we proved that for maximal outerplanar graphs the classes B_0 and B_1^m coincide, hence allowing two more shapes of paths in the EPG representation does not increase the class of maximal outerplanar graphs, which can be represented. We showed that $b^m(G) = 2$ for every maximal outerplanar graph G of type

II, while $b^m(G) = b(G)$ does not necessarily hold for maximal outerplanar graphs of type II. More precisely, for a maximal outerplanar graph G of type II the equality $b(G) = 1$ holds iff G is M -free (as defined in Definition 4.13), see Theorem 4.26. Otherwise $b(G) = 2$ holds.

Our results on cacti can be summarized as follows. For cacti the monotonic bend number and the bend number coincide and are bounded by 1, i.e. $b(G) = b_1^m(G) \leq 1$ holds for every cactus G . Furthermore $b(G) = b^m(G) = 0$ holds iff the cactus G is MC -free (see Definition 5.6). Otherwise $b(G) = b^m(G) = 1$ holds.

Observe that the two investigated subclasses of outerplanar graphs, the maximal outerplanar graphs and the cacti, behave quite differently in terms of the (monotonic) bend number. This is not surprising given the major structural differences of these two graph classes.

The full characterization of outerplanar graphs with a (monotonic) bend number equal to 1 or 2 remains a challenging open question. Two similar but less general open questions are the characterization of Halin graphs with a (monotonic) bend number equal to 1 or 2 and the characterization of series-parallel graphs with a (monotonic) bend number equal to 1 or 2. Note that both graphs classes belong to the planar graphs and 2 is an upper bound on the bend number for both of them. In [19] it was shown that $b^m(G) \leq 2$ for every Halin graph G . In the case of series-parallel graphs the upper bound of 2 follows from the results in [25] and the fact that the treewidth of series-parallel graphs is bounded by 2, see [7]. In contrast, the treewidth of Halin graphs is bounded by 3, see [7]. Also a full characterization of other subclasses of outerplanar graphs would be of high interest as a further step towards a full characterization of all outerplanar graphs.

References

- [1] Liliana Alc3n, Flavia Bonomo, Guillermo Dur3n, Marisa Gutierrez, Mar3a P3 a Mazzoleni, Bernard Ries and Mario Valencia-Pabon, *On the bend number of circular-arc graphs as edge intersection graphs of paths on a grid*, Discrete Appl. Math. **234** (2018), 12–21.
- [2] Andrei Asinowski, Elad Cohen, Martin Charles Golumbic, Vincent Limouzy, Marina Lipshteyn and Michal Stern, *Vertex intersection graphs of paths on a grid*, Journal of Graph Algorithms and Applications **16** (2012), no. 2, 129–150.
- [3] Andrei Asinowski and Bernard Ries, *Some properties of edge intersection*

- graphs of single-bend paths on a grid*, Discrete Mathematics **312** (2012), no. 2, 427–440.
- [4] Andrei Asinowski and Andrew Suk, *Edge intersection graphs of systems of paths on a grid with a bounded number of bends*, Discrete Applied Mathematics **157** (2009), no. 14, 3174–3180.
- [5] Therese Biedl, Martin Derka, Vida Dujmović and Pat Morin, *EPG-representations with small grid-size*, Graph drawing and network visualization, Lecture Notes in Comput. Sci., vol. 10692, Springer, Cham, 2018, pp. 184–196.
- [6] Therese Biedl and Michal Stern, *Edge-intersection graphs of k -bend paths in grids*, Computing and Combinatorics, Springer, 2009, pp. 86–95.
- [7] Hans L. Bodlaender, *A partial k -arboretum of graphs with bounded treewidth*, Theoretical Computer Science **209** (1991), 1–45.
- [8] Hans L. Bodlaender, *A partial k -arboretum of graphs with bounded treewidth*, Theoretical Computer Science **209** (1998), no. 1–2, 1 – 45.
- [9] Flavia Bonomo, María Pía Mazzoleni and Maya Stein, *Clique coloring B_1 -EPG graphs*, Discrete Math. **340** (2017), no. 5, 1008–1011.
- [10] Kellogg S. Booth and George S. Lueker, *Testing for the consecutive ones property, interval graphs, and graph planarity using pq -tree algorithms*, Journal of Computer and System Sciences **13** (1976), no. 3, 335–379.
- [11] M. Bougeret, S. Bessy, D. Gonçalves and C. Paul, *On independent set on B_1 -EPG graphs*, Approximation and online algorithms, Lecture Notes in Comput. Sci., vol. 9499, Springer, [Cham], 2015, pp. 158–169.
- [12] Nicolas Bousquet and Marc Heinrich, *Computing maximum cliques in B_2 -EPG graphs*, Graph-theoretic concepts in computer science, Lecture Notes in Comput. Sci., vol. 10520, Springer, Cham, 2017, pp. 140–152.
- [13] M.L. Brady and M. Sarrafzadeh, *Stretching a knock-knee layout for multilayer wiring*, IEEE Transactions on Computers **39** (1990), no. 1, 148–151.
- [14] Kathie Cameron, Steven Chaplick and Chính T Hoàng, *Edge intersection graphs of L -shaped paths in grids*, Electronic Notes in Discrete Mathematics **44** (2013), 363–369.

- [15] Elad Cohen, Martin Charles Golumbic and Bernard Ries, *Characterizations of cographs as intersection graphs of paths on a grid*, Discrete Appl. Math. **178** (2014), 46–57.
- [16] Zakir Deniz, Simon Nivellet, Bernard Ries and David Schindl, *On split B_1 -EPG graphs*, LATIN 2018: Theoretical informatics, Lecture Notes in Comput. Sci., vol. 10807, Springer, Cham, 2018, pp. 361–375.
- [17] Dror Epstein, Martin Charles Golumbic and Gila Morgenstern, *Approximation algorithms for B_1 -EPG graphs*, Algorithms and Data Structures, Springer, 2013, pp. 328–340.
- [18] Stefan Felsner, *Geometric graphs and arrangements*, Advanced Lectures in Mathematics, Friedr. Vieweg & Sohn, Wiesbaden, 2004, Some chapters from combinatorial geometry. MR 2061507
- [19] Mathew C. Francis and Abhiruk Lahiri, *VPG and EPG bend-numbers of Halin graphs*, Discrete Appl. Math. **215** (2016), 95–105.
- [20] Fănică Gavril, *A recognition algorithm for the intersection graphs of paths in trees*, Discrete Mathematics **23** (1978), no. 3, 211 – 227.
- [21] Martin Charles Golumbic and Robert E. Jamison, *Edge and vertex intersection of paths in a tree*, Discrete Mathematics **55** (1985), no. 2, 151 – 159.
- [22] ———, *The edge intersection graphs of paths in a tree*, Journal of Combinatorial Theory, Series B **38** (1985), no. 1, 8 – 22.
- [23] Martin Charles Golumbic, Marina Lipshteyn and Michal Stern, *Edge intersection graphs of single bend paths on a grid*, Networks **54** (2009), no. 3, 130–138.
- [24] ———, *Single bend paths on a grid have strong helly number 4: errata atque emendationes ad “Edge intersection graphs of single bend paths on a grid”*, Networks **62** (2013), no. 2, 161–163.
- [25] Daniel Heldt, Kolja Knauer and Torsten Ueckerdt, *On the bend-number of planar and outerplanar graphs*, LATIN 2012: Theoretical Informatics, Springer, 2012, pp. 458–469.
- [26] Daniel Heldt, Kolja Knauer and Torsten Ueckerdt, *Edge-intersection graphs of grid paths: The bend-number*, Discrete Applied Mathematics **167** (2014), no. 0, 144 – 162.

- [27] William L. Kocay and Donald L. Kreher, *Graphs, algorithms and optimization*, Discrete mathematics and its applications, Chapman and Hall/CRC, 2016, 2 edition.
- [28] Paul Molitor, *A survey on wiring*, J. Inf. Process. Cybern. **27** (1991), no. 1, 3–19.
- [29] Martin Pergel and Paweł Rzażewski, *On edge intersection graphs of paths with 2 bends*, Graph-theoretic concepts in computer science, Lecture Notes in Comput. Sci., vol. 9941, Springer, Berlin, 2016, pp. 207–219.