

FLUID: A Common Model for Semantic Structural Graph Summaries Based on Equivalence Relations

Till Blume^{a,b}, Ansgar Scherp^{c,d}

^aKiel University, Germany

^bZBW – Leibniz Information Centre for Economics, Kiel, Germany

^cUlm University, Germany

^dUniversity of Essex, England UK

Abstract

Summarization is a widespread method to handle very large graphs. The task of structural graph summarization is to compute a concise while at the same time meaningful synopsis of the key structural information of the graph. As there are many tasks regarding what information is to be summarized from a graph, there is no single concept or model of graph summaries. We have studied existing structural graph summaries for large (semantic) graphs. Despite the different purposes and concepts followed by the existing graph summaries, we found common patterns in the captured graph structures. We abstract from these patterns and provide for the first time a formally defined common model FLUID (FLexible graph sUmmaries for Data graphs) that allows to flexibly define structural graph summaries. FLUID allows to quickly define, adapt, and compare different graph summaries for different purposes and datasets. To this end, FLUID provides features of structural summarization based on equivalence relations such as distinction of types and properties, direction of edges, bisimulation, and inference. We conduct a detailed complexity analysis of the features provided by FLUID. We show that graph summaries defined with FLUID can be computed in the worst case in $\mathcal{O}(n^2)$ w.r.t. n the number of edges in the data graph. However, we analyzed large-scale graphs obtained from the web with billions of edges and found indications that the average complexity is bounded by $\Theta(n)$. Finally, we provide a formal declarative language for FLUID, which allows application developers to quickly define and modify their graph summaries. The language can be used to build any of the existing structural graph summaries found in the literature and beyond. In addition, FLUID can be extended by new summarization features by defining further equivalence relations over graph structures.

Keywords: Structural graph summary, Semantic graphs, Parameterized formal model

1. Introduction

Representing data as graph is increasingly popular since graphs allow a more efficient implementation of certain applications compared to traditional relational databases [1]. Graph summarization facilitates the identification of meaning and structure in graph-based data [2]. Throughout the literature, different attempts have been made to classify and group different graph summarization approaches [2, 3, 4, 5]. In this work, we focus on structural graph summaries, i. e., graph summaries that precisely capture the structure of the input graph. Structural graph summaries are condensed representations of graphs such that a set of chosen (structural) features of the graph summary are equivalent to the original graph. To achieve this, structural graph summaries partition vertices based on the equivalence of subgraphs. To determine subgraph equivalences, only structural features are used, such as specific labels and data types. Structural graph summaries are usually an order of magnitude smaller than the input graph but are equivalent to the original graph regarding the chosen structural features [6]. Thus, in our terminology, structural graph summaries do not entail statistical approaches like sampling or pattern-mining [3].

A recent extension of structural summarization are semantic structural graph summaries (or short: semantic graph summaries) that can be applied on graphs where vertices and edges are labeled with concepts

from an external ontology [7, 8, 9]. The most dominant approach for semantic graphs is the Linked Open Data cloud, where large-scale graphs are published and interlinked on the web using the W3C standard of the Resource Description Framework (RDF). In an RDF graph, formally, only edges have labels. However, using the edge label `rdf:type`, types (or classes) of vertices are denoted, which can be considered vertex label in a labeled property graph. Labeled-edges are called properties. A vertex, together with its outgoing edges, is often called an RDF instance, as it typically represents a real world entity, e. g., a person, organization, place etc. Semantic graphs support inference on types and properties, known as RDF Schema inference on types and properties. Furthermore, semantic graphs support merging of multiple vertices in different graphs on the web to represent a single real-world entity. This is known as the OWL same-as relationship, which is reflexive, symmetric, and transitive. Summarization methods that were initially developed for plain graphs have been adapted to support semantic structural graphs [5].

Benefits of semantic structural graph summaries are that they are typically orders of magnitude smaller than the original graph [6]. The reduction in size results in speedups for further graph algorithms and/or queries applied on the summary, data cleanup such as removing noise, data streams, and others [10, 2].

In the past, various different structural graph summaries have been developed for different purposes and capturing different semantics and structures [11, 12, 13, 9, 8, 14, 15, 16, 5, 17, 18, 19, 20, 21, 22]. The problem is that each graph summary defines its own, proprietary data structure that is designed for solving only a specific task. Representative examples are cardinality computations for queries on graphs with Characteristic Sets [12], data exploration and visualization with LODex [14], Loupe [15], LODAtlas [23], and ABSTAT [8], vocabulary term recommendation with TermPicker [16], related entity retrieval with SemSets [13], and data search with LODatio [24]. Our observation is that the different tasks cannot be sufficiently supported by a single structural graph summary [6]. However, it is difficult to compare structural graph summaries as they were designed, implemented, and evaluated for their individual task only, using different queries, datasets, and metrics.

We observe that although the semantic structural graph summaries are designed for different tasks and were developed in isolation, there are common theoretical concepts used in nearly all of the existing works. Existing semantic structural graph summaries are explicitly or often only implicitly defined using the notion of equivalence relations [11, 12, 13, 9, 8, 14, 15, 16, 5, 17, 18, 19, 20, 21, 22]. We have conducted an in-depth analysis of existing (semantic) structural graph summaries. From this analysis, we have identified common patterns. We abstract these patterns in a common, formal model called FLUID (short for: FLEXible graph sUmmaryes for Data graphs). FLUID allows to flexibly define different semantic structural graph summaries using features of structural summarization based on equivalence relations such as distinction of types and properties, direction of edges, bisimulation, and inference. Specifically, FLUID supports the above mentioned RDF Schema and OWL same-as inference, but also any other features of the existing semantic structural graph summaries, and beyond. Most notably, FLUID is flexible to be extended with future features and to reflect new requirements by introducing new equivalence relations into the model.

The general approach of FLUID is to efficiently compute (semantic) structural graph summaries using equivalence relations [25]. The resulting equivalence classes are uniquely identified by the (semantic) graph structure they abstract from. We call these equivalence classes the **schema elements**. Furthermore, FLUID supports attaching payload information. The corresponding **payload elements** capture information that is needed to implement a specific task like a data search task [24]. We analyze the space and time complexity for the computation of semantic structural graph summaries specified with FLUID. We show that any graph summary defined with FLUID can be computed in worst case in $\mathcal{O}(n^2)$ w.r.t. n the number of edges in the data graph. Analyzing large-scale graphs on the web with billion of edges, we show that this worst case complexity reduces to an average case complexity of $\Theta(n)$. Furthermore, we introduce a formal context-free grammar for FLUID, which is specified in Extended Backus–Naur Form (EBNF). The EBNF allows to quickly define and compute various semantic structural graph summaries in our schema computation framework without requiring detailed knowledge of its theoretical foundations in our open source framework.

In summary, the contributions of this work are:

- (I) We introduce a formally defined model FLUID to flexibly define and adapt (semantic) structural graph summaries.
- (II) We demonstrate how FLUID covers all features of the existing (semantic) structural graph summaries and how it goes beyond.
- (III) We argue that the worst case complexity of computing summaries with FLUID is in $\mathcal{O}(n^2)$ w.r.t. n the number of edges in the data graph, but empirically—in an average case—any graph summary defined with FLUID can be computed in $\Theta(n)$.

This lays the foundation for a new generation of flexibly defined and easy to use semantic structural graph summaries for complex tasks and large-scale semantic graph data. Our implementation is available under an open source license on GitHub¹ and we invite the research community to use and further extend it.

The remainder of this paper is structured as follows: Subsequently, we define semantic graphs and the problem of structural graph summarization. We analyze existing (semantic) structural graph summaries in Section 3. In Section 4, we define FLUID’s schema elements, parameters, and payload elements, and introduce the declarative language. We conduct the complexity analysis of space and build-time of summaries defined with FLUID in Section 5. Finally, in Section 6, we analyze four large-scale real-world datasets with respect to RDF Schema inference to demonstrate the the average case complexity lies in $\Theta(n)$, before we conclude.

2. Foundations and Problem Definition

In this section, we describe the problem of structural graph summarization. In order to explain structural graph summarization, we provide answers to the following questions: What assumptions can we make about data graphs? How do we summarize a graph and why do we need equivalence relations for that? What information is provided in the graph summary? Before we answer these questions, we first describe the problem of structural graph summarization more precisely.

Problem 1 (Structural Graph Summarization). *Structural graph summarization is the task of finding a condensed representation of a graph such that a set of chosen (structural) features are equivalent in the graph summary and the original graph [7].*

Intuitively, structural graph summarization means that, for example, we can either count the number of vertices with a specific type set in G or get the same information from the structural graph summary SG . The fundamental idea is that this task can be completed much faster on the graph summary than on the original graph. In the following, we provide answers to the aforementioned questions by defining data graph, graph summarization strategy, information task, and, finally, structural graph summaries.

Data graph. Currently, there are two major competing frameworks to model graph data, namely the Resource Description Framework (RDF) and Labeled Property Graphs (LPG). Essentially, RDF graphs are directed, edge-labeled multi-graphs where a subset of vertices are treated differently, i. e., blank nodes and literals [1]. LPGs do not have special vertices like blank nodes and literals but allow so-called properties (key–value pairs) to be added to each vertex and edge. Intuitively, RDF represents all information as edges, e. g., properties of vertices are edges in the graph and types of vertices are linked via the property `rdf:type`. In contrast, LPGs allow vertex labels (types) and, furthermore, property information to be not only edge labels but also key-value pairs attached to vertices and also edges. A comprehensive overview of popular graph models with accompanying examples highlighting advantages and disadvantages is presented by Hogan et al. [1]. In general, LPG and RDF have the same level of expressiveness, i. e., all RDF graphs

¹<https://github.com/t-blume/fluid-framework>

can be modeled as LPGs and vice versa [26]. In fact, it is a comparably easy task to translate RDF and LPG into each other². Since we focus on semantic graphs, we use the definition of RDF graphs following the standards by the W3C consortium [27].

At their core, RDF graphs are sets of triples that are defined as subject, predicate, and object [27]. Typically, RDF graphs are defined as directed edge-labeled multi-graphs, i. e., they contain vertices and labeled edges. In contrast to LPGs, only edges are labeled and no key-value properties are supported. Thus, we define an RDF graph as $G \subseteq V_U \cup V_B \times P \times V_U \cup V_B \cup L$, where V_U denotes the set of IRIs [28], V_B the set of blank nodes, $P \subseteq V_U$ the set of properties (identified by IRIs), and L the set of literals (string values) [27]. Essentially, literals can be seen as identifiable finite sequence of characters from a finite alphabet, e.g. Unicode [27]. Furthermore, there exists a subset $V_C \subseteq V_U$ that contains all classes (types). The property IRIs in P are edge labels. Any IRI or literal denotes something in the world and is often simply referred to as *resource* [27]. A triple is a statement about a resource $s \in V_U$ in the form of a subject-predicate-object expression $(s, p, o) \in G$. This denotes a directed edge from source resource s to target resource o (also called object) via edge label p .

It is common practice to use the notion of RDF instances in RDF graphs. RDF instances $I_s \subseteq G$ are defined as a set of triples, where each triple shares a common subject IRI s (i. e., the set of triples that represents the same entity). We call the set of all $c \in V_C$ with $(s, rdf:type, c)$ the type set of I_s and we call the set of all $p \in P$ with (s, p, o) the property set of I_s . For example, we can define an RDF graph as follows:

- $(v1, rdf:type, \text{:Book})$
- $(v1, rdf:type, \text{:Proceedings})$
- $(v2, rdf:type, \text{:Person})$
- $(v1, \text{:Author}, v2)$
- $(v1, \text{:title}, \text{"Graph Database"})$
- $(v1, \text{:isbn}, \text{"123456789"})$
- $(v2, \text{:name}, \text{"Max Power"})$

Blank nodes play a special role in the RDF standard as, in contrast to IRIs, they are not necessarily globally unique. To mitigate the risk of misinterpreting information, there are rules to translate blank nodes into regular resources identified by IRIs [27]. Thus, if no special treatment for blank nodes is desired in the use case, we may assume that all resources are either identified by IRIs or are literals.

Moreover, the RDF graph syntax imposes a well-defined semantics [29] such as entailment used to infer implicit information, e. g., implicit information defined with RDFS or `owl:sameAs`. For example, the semantics of a triple $(p-1, rdfs:subPropertyOf, p-2) \in G$ states that for any instance I_s with $(s, p-1, o)$, we can infer the additional triple $(s, p-2, o)$. In the following, inferencing refers to the idea of adding the respective types and properties to the corresponding type sets and property sets of each instance.

RDF supports the definition of multiple so-called *named graphs* (N-RDF) [27]. N-RDF allows (but not forces) to distribute of information over different data sources, i. e., RDF documents on the web. As defined above, an RDF graph is a set of RDF triples. Following the W3C standard, each named graph is a pair consisting of the graph name and an RDF graph [27]. Following Harth et al. [30], we formalize this by extending each triple (s, p, o) to a tuple $((s, p, o), c)$. We refer to a triple $((s, p, o), c)$ in context c as a quadruple or quad (s, p, o, c) . The context of a quad denotes the name of the data-source from which the contained triple originated [31]. Thus, formally an N-RDF graphs is defined as $G \subseteq (V_U \cup V_B) \times P \times (V_U \cup V_B \cup L) \times (V_U \cup V_B)$. Please note, RDF allows IRIs and blank nodes as graph names. However, only IRIs can be used as URLs that allow a lookup on the Web.

²<https://neo4j.com/blog/rdf-triple-store-vs-labeled-property-graph-difference>

Graph summarization. There are different strategies for structural graph summaries. The summarization strategy defines the **schema** of RDF instances, e. g., use the type sets and the property sets of the instances (or only the type set, only the property set etc.). Each RDF instances has a fixed set of types and properties. Thus, has exactly one schema. Therefore, all summarized RDF instances with the same schema can be uniquely identified by the schema. We call the schema identifier for each set of summarized RDF instances **schema elements**. Since each RDF instance is summarized by exactly one schema element, structural graph summaries partition the data graph into disjoint subsets of RDF instances.

All structural graph summaries partition the data graph. Equivalence relations describe any graph partitioning in a formal way. Thus, for FLUID, we define the task of graph summarization as equivalence relations over RDF instances.

Definition 1. For a given set X , an equivalence relation on X is a subset $EQR \subseteq X \times X$ that is reflexive, symmetric, and transitive. When $(x, y) \in EQR$, we say that x is equivalent to y or $x \sim y$. For any $y \in X$, the subset of X that consists of all x that are equivalent to y is called the equivalence class of y , denoted $[y]_{EQR}$.

Remark 1. For a given equivalence relation, any two equivalence classes either are disjoint or coincide. This means that any equivalence relation on X defines a partition (decomposition) of X , and vice versa [32]. Furthermore, it can be shown that the intersection of two equivalence relations over X is also an equivalence relation.

For FLUID, we define equivalence relations over RDF instances. Our definition of RDF instances assigns each triple in G to exactly one RDF instance. Thus, RDF instances define a partition over the data graph G . Consequently, the assignment of triples to RDF instances qualifies as an equivalence relation. Since RDF instances partition the data graph, a partitioning of RDF instances is again a partition of the data graph [32].

Existing structural graph summaries are often explicitly or implicitly defined using equivalence relations. Recently, the notion of quotient graphs has gained attention. Quotient graphs also describe the graph summarization strategy using equivalence relation, but also guarantee that all summarized RDF instances are contained in the corresponding summaries. This design decision is not optimal for all purposes, e. g., when one is only interested in the number of summarized RDF instances. Thus, for FLUID, we relax this restriction and focus on the intended information task.

Information task. In FLUID, we summarize RDF instances using equivalence relations to schema elements. However, the computed structural graph summary is not required to actually contain all summarized RDF instances. For FLUID, we defined the schema elements as identifiers for the summarized schema structures, i. e., they only contain information about the schema. However, we allow attaching payload elements to each schema element [24]. Payload elements can contain all summarized RDF instances, but can also be tailored for different purposes, e. g., to contain only the number of summarized RDF instances. This means, before defining the structural graph summary, the information task needs to be clear. For example, a query function q that counts all RDF instances in a data graph of type “Book”. Without any additional knowledge about the graph, this requires iterating over the complete graph. But, we can define a query function q' that, applied on the structural graph summary, returns the same result without iterating over the complete graph, e. g., because all RDF instances using the same types are summarized by the same schema element. For FLUID, we define so-called payload elements that contain the information to answer the query function q' .

Structural Graph Summary. Any possible graph partitioning of G can be expressed as equivalence relation over the data graph G . Thus, we can describe graph summarization using an equivalence relation EQR . Furthermore, we can define a set of payload elements PAY to implement a specific task. This information is sufficient to compute structural graph summaries. Throughout the paper, we denote the graph summary as a 3-tuple of data graph G , an equivalence relation EQR , and a set of payload elements PAY .

Definition 2 (Structural Graph Summary Model). A structural graph summary model is a tuple $(G, \text{EQR}, \text{PAY})$, where G is the input graph, EQR is an equivalence relation over RDF instances in G , and PAY is a set of payload elements, which map RDF instance information to equivalence classes in EQR (schema elements).

3. Analysis of Existing Semantic Structural Graph Summaries

There exists a variety of semantic structural graph summaries tailored for specific tasks [7]. We have analyzed in detail existing structural graph summaries with respect to common patterns. As introduced above, we consider only approaches that are designed to precisely capture structural equivalences in the input graph, i. e., no statistical approaches.

Table 1 shows a cross-table of each analyzed structural graph summary and their features. In total, we identified ten different features. We organized the features in groups based on those features that use instance information only (*instance features*), features that define how features of multiple RDF instances are combined (*graph features*), and features that define explicit rules (*rule features*). Furthermore, we organized the graph summaries in groups, too. These groups are graph summaries that can be computed “directly” in an edge partitioned data graph (*simple*), that require neighboring edges (*complex*), that are defined using quotient graphs (*quotient*), and that are defined as k -bisimulation (*bisimulation*). Please note, edge partitioned graph means that the graph is defined using triples of structure: source vertex, edge label, and target vertex. For *complex* graph summaries, we need outgoing edges of the target vertex to compute the schema of the source vertex.

As one can see, there is no single graph summary that supports all features. However, we see common combinations of structural features. In the following, we discuss the graph summaries along the identified features shown in Table 1 from left to right.

The most commonly used feature in structural graph summaries is using properties (labels of outgoing edges) to compute the schema of RDF instances (vertices). More specifically, for each RDF instance in the data graph, the set of edge labels (the **property set**) is compared. If two RDF instances share the same property set, they are considered equivalent, thus, are summarized together. Throughout this paper, we call this step **instance summarization**. Campinas et al. [11] proposed so-called “Attribute-based Collections”, a graph summary that relies solely on property sets to compute the schema of RDF instances. Campinas et al. [11] also proposed a second graph summary, called “Class-based Collections”, which uses only vertex labels to compute the schema. Here, analogously to property sets, for each RDF instance in the data graph, the set of vertex labels (the **type set**) is compared. Two vertices are equivalent, if they share the same type set. Both graph summaries, Attribute-based Collections and Class-based Collections, were developed to enhance SPARQL query formulations by providing recommendations [11].

Tran et al. [18] proposed the feature of label parameterization for graph summaries. With label parameterization, only a subset of all properties are used to compute the schema. More precisely, one defines a set of properties, the so-called **label set**, which is not considered when comparing the property sets.

Several other graph summaries use type sets as key feature for complex graph summarization. For example, SchemEX [9], ABSTAT [8], LODeX [33, 14], and Loupe [15] summarize RDF instances based on a common type set and common properties linking to RDF instances with the same type sets. This means, in order to compute the schema of one RDF instance, also the schema information of neighbors (**neighbor information**) is required, i. e., in this case, the type set of neighbor RDF instances.

SemSets [13] summarize RDF instances that share the same outgoing properties, which are linked to the same RDF instance. This means that SemSets uses neighbor information but without the type set feature. This is a rare feature combination for structural graph summaries since in general, one can expect more compact graph summaries when comparing types instead of vertex identifiers. However, SemSets were developed to discover semantically similar sets of RDF instances in graphs and to use these RDF instances to improve keyword-based ad-hoc retrieval.

Almost all analyzed graph summaries that use neighbor information also use **path information**, i. e., information that describes which property links to which neighbor. The only exception to this is

Table 1: Structural graph summaries found in the related work and what features they use (X) and not use (-) to define the schema of RDF instances. The features are grouped by features that use instance information only (*instance features*), features that define how features of multiple RDF instances are combined (*graph features*), and features that define explicit rules (*rule features*). The graph summaries are grouped by graph summaries that can be computed directly in an edge partitioned data graph (*simple*), that require neighboring edges (*complex*), that are defined using quotient graphs (*quotient*), and that are defined as *k*-bisimulation (*bisimulation*).

Graph summary \ Feature		Instance features			Graph features				Rule features		
		Property sets	Type sets	Label sets	Neighbor information	Path information	(k-) bisimulation	Incoming property sets	OR combination	Related properties	RDF Schema
<i>Simple</i>	Attribute-based Collection [11]	X	-	-	-	-	-	-	-	-	-
	Class-based Collection [11]	-	X	-	-	-	-	-	-	-	-
	Characteristic Sets [12]	X	-	-	-	-	-	X	-	-	-
	SemSets [13]	X	-	-	X	X	-	-	-	-	-
<i>Complex</i>	SchemEX [9]	X	X	-	X	X	-	-	-	-	-
	ABSTAT [8]	X	X	-	X	X	-	-	-	-	(X)
	LODex [33, 14]	X	X	-	X	X	-	-	-	-	-
	Loupe [15]	X	X	-	X	X	-	-	-	-	-
	TermPicker [16]	X	X	-	X	-	-	-	-	-	-
<i>Quotient</i>	Weak Property Clique [17]	X	-	-	-	X	X	X	X	X	X
	Strong Property Clique [17]	X	-	-	-	X	X	X	-	X	X
	Weak Type Clique [17]	X	X	-	X	X	X	X	X	X	X
	Strong Type Clique [17]	X	X	-	X	X	X	X	-	X	X
<i>Bisimulation</i>	Tran et al. [18]	X	-	X	-	X	X	X	-	-	-
	Kaushik et al. [19]	X	-	-	-	X	X	X	-	-	-
	Milo and Suciu [20]	-	-	-	-	X	X	X	-	-	-
	Consens et al. [21]	X	X	-	X	X	X	-	-	-	-
	Schätzle et al. [22]	X	-	-	X	X	X	-	-	-	-

TermPicker [16]. TermPicker summarizes RDF instances based on the same type set, the same property set, and the same “merged” type set of all property-linked RDF instances. This means, the type sets of all neighbors are merged into a single type set. Thus, the structural graph summary has no information about which property linked to which RDF instance. The rationale for this exception in TermPicker is that its goal is to make data-driven recommendations of vocabulary terms, which are both based on real uses of types and properties combinations while at the same time shall provide out-of-the-box recommendations to the data modellers [16].

Moreover, there are several graph summaries that summarize RDF instances not only based on outgoing edges/properties but also based on incoming properties. Analogously to outgoing property sets introduced above, for each RDF instance also **incoming property sets** are constructed by memorizing all incoming properties. Characteristic Sets [12] defines a graph summarization that makes use of incoming property sets. It can be configured to summarize RDF instances that have the same outgoing property sets and the same incoming property sets. They were evaluated with respect to the accuracy of cardinality estimations for queries in RDF databases.

While Characteristic Sets [12] compare incoming and outgoing properties, Čebiric et al. [5] additionally propose so-called “weak equivalence” relations. For weak equivalence classes, two RDF instances are summa-

rized either when they share the same incoming property set *or* they share the same outgoing property set. This relaxation leads to more compact graph summaries [5].

Furthermore, Čebiric et al. [17] introduced multiple graph summaries with the notion of quotient graphs. Quotient graphs summarize RDF instances based on equivalence relations. They propose so-called Property Cliques and Type Cliques, formalized as equivalence relations, which are able to capture different schema structures. Property Cliques summarize RDF instances based on the co-occurrence of **related properties**. In their work, two properties are related, if they co-occur in any RDF instance. Type Cliques summarize RDF instances based on the same type sets or based on the same Property Cliques, iff the type sets are empty. For Property Cliques and Type Cliques, they introduce a strong variant and a weak variant. The strong variant builds the Property Cliques based on incoming property sets and (outgoing) property sets. The weak variants use the weak equivalence relation described above to combine incoming property sets and (outgoing) property sets.

Furthermore, many graph summaries compute the schema of RDF instances by taking into account the schema of neighbors over multiple hops. This is commonly defined as bisimulation. Bisimulation operates on state transition systems and defines an equivalence relation over states [34]. Two states are equivalent (or bisimilar) if they change into equivalent states with the same type of transition. Interpreting a labeled graph as a representation of a state transition system allows applying bisimulation on graph data in order to discover structurally equivalent parts.

In practice, graph summaries usually define a stratified ***k*-bisimulation** [9, 35, 36, 35, 18, 19]. These stratified bisimulations restrict the maximum path length to *k* many edges in the connected subgraph. This increases the chance that two vertices are considered equivalent. An efficient *k*-bisimulation algorithm was proposed by Luo et al. [35] but there also exist efficient implementations specialized to their corresponding graph summary such as in SchemEX [9].

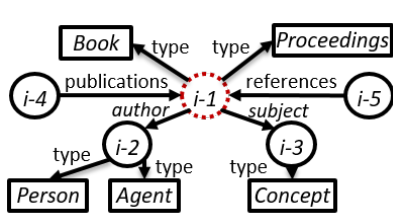
Some graph summaries combine the feature of using only incoming or only outgoing properties with the *k*-bisimulation feature [20, 21, 22]. Milo and Suciu [20] developed the so-called T-index to support path queries in semi-structured databases. Their graph summary summarizes RDF instances based on the common set of incoming property-paths, i. e., they use *k*-bisimulation only on incoming property sets. Consens et al. [21] developed a structural graph summary to support navigational SPARQL queries, so-called Extended Property Paths. Their graph summary summarizes RDF instances based on the common set of outgoing property-paths, i. e., they use *k*-bisimulation only on outgoing property sets. In addition, for each hop, the type sets have to be equivalent, too. Schätzle et al. [22] have developed a similar approach like Consens et al. [21]. The difference is that Schätzle et al. do not consider type sets, but object equivalence. This means, for each hop the same vertex is connected over the same property. This feature combination is similar to SemSets [13], i. e., for *k* = 1 they fall to the same graph summary.

Finally, there exist graph summaries that capture the semantics of graphs beyond distinguishing types and properties [8, 5]. ABSTAT [8] exploits **RDF Schema** type hierarchies to compute so-called minimal patterns. They select the minimal number of types, i. e., they only keep the most specific types and remove all types are super-classes of the kept types. Čebiric et al. [5] exploit RDF Schema type hierarchies, property hierarchies, and RDF Schema domain and RDF Schema range. With domain and range, types for the source RDF instance and the target RDF instances can be inferred.

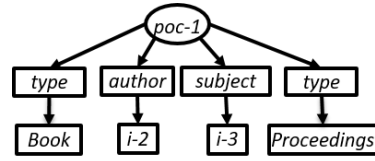
In summary, there exists no model that supports all features of graph summaries shown in Table 1. Thus, a model for semantic structured graph summarizes is needed that incorporates all of the different features and that allows to flexibly define arbitrary (semantic) structural graph summaries. Subsequently, we define FLUID and demonstrate how it covers all features found in the literature.

4. Definition of FLUID

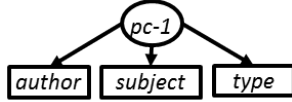
In this section, we formally define the elements and parameterizations of FLUID. An overview of all elements and parameterizations is given in Table 2. First, we define three different types of simple schema elements in Section 4.1. Based on simple schema elements, we define complex schema elements. Second, we define in Section 4.2 six parameterizations to further specialize the schema elements. Third, we define three



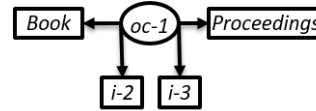
(a) Simple example data graph.



(b) The schema extracted from RDF instance I_{i-1} from Fig. 1a according to the Property-Object Cluster (POC).



(c) The schema extracted from RDF instance I_{i-1} from Fig. 1a according to the Property Cluster (PC).



(d) The schema extracted from RDF instance I_{i-1} from Fig. 1a according to the Object Cluster (OC).

Figure 1: An example data graph (a) and the extracted schema according to three different structural graph summaries using only simple schema elements (b-d)

Table 2: Overview of FLUID’s schema elements and parameterizations.

Schema Elements (SE)	Description	Details
Simple Schema Element (SSE)	Triple based summarization of RDF instances	Definition 3, Figs. 1b to 1d
Complex Schema Element (CSE)	Summarization of RDF instances using combinations of SEs	Definition 4, Figs. 3 and 4
Parameterizations on Schema Elements	Description	Details
Chaining parameterization $cp(CSE, k)$ (short: CSE^k)	Recursively repeat base-configuration of CSE for each connected RDF instance up to k hops	Definition 5
Label parameterization $lp(SSE, P_i)$ (short: SSE_{P_i})	SSE ignores existence of properties not in P_i	Definition 6
Set parameterization $sp(SSE, S)$ (short: $SSE _S$)	SSE must only contain properties and/or objects defined in S	Definition 7
Direction parameter $dp(SE, \delta)$ (short: δ -SE)	Summarize RDF instances following the direction parameter $\delta = \{o, i, u\}$: based on outgoing properties (o), incoming properties (i), or outgoing and incoming properties (u)	Definition 8
Inference parameterization $op(G, VG)$ (short: G_{VG})	Include ontology reasoning by inferring additional triples from a vocabulary graph VG , e. g., using VG_{RDFS}	Definition 10
Instance parameter $ip(SE, \Delta)$ (short: $SE[\Delta]$)	Unions of explicitly equivalent RDF instances	Definition 11

payload elements in Section 4.3. Finally, in Section 4.4, we introduce the FLUID language in EBNF. The language allows to flexibly define (semantic) structural graph summaries.

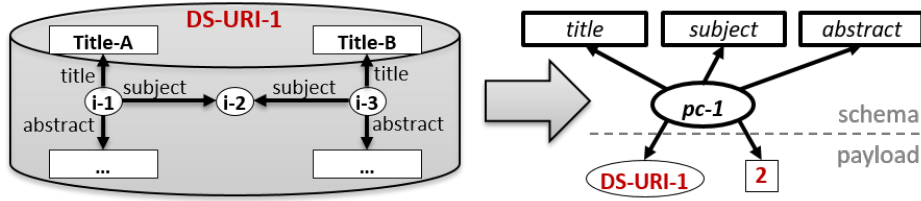


Figure 2: Two RDF instances I_{i-1} and I_{i-3} using the same three properties (title, abstract, subject) are summarized by the same property cluster (pc-1). pc-1 provides information about the schema structure, i. e., the property sets, and the payload information, i. e., their data source URIs (DS-URI-1) and the number of summarized RDF instances.

4.1. Schema Elements

We distinguish simple schema elements and complex schema elements. Intuitively, simple schema elements summarize RDF instances without considering any kind of neighbor information, i. e., they capture the “local” schema of RDF instances. Please note, we assume an edge partitioned graph, i. e., the graph is defined using triples of source vertex, edge label, and target vertex. Local in this sense means that we only need these triples to determine the schema of an RDF instance, i. e., target vertex identifiers can be considered. In contrast, complex schema elements allow capturing the schema beyond the scope of a single RDF instance, e. g., outgoing triples of neighboring RDF instances. In the following, we formally define three simple schema elements as well as the complex schema element.

4.1.1. Simple Schema Elements

Simple schema elements summarize RDF instances $I_{s-1} \subseteq G$ and $I_{s-2} \subseteq G$ by comparing all triples $(s-1, p-1, o-1) \in I_{s-1}$ and all triples $(s-2, p-2, o-2) \in I_{s-2}$. Based on the discussion in the related work, we define three simple schema elements, namely property cluster (PC), object cluster (OC), and property-object cluster (POC). Each simple schema element compares RDF instances following a different strategy, i. e., comparing only the properties, only the objects, or both, as it can be found in the analysed existing indexes.

Definition 3 (Property-Object Cluster). The Property-Object Cluster (POC) partitions the data graph by comparing the triples based on common properties and common objects. Thus, the equivalence relation POC holds true, iff for each triple $(s-1, p-1, o-1) \in I_{s-1}$ there exists a triple $(s-2, p-2, o-2) \in I_{s-2}$ such that $p-1 = p-2$ and $o-1 = o-2$, and vice versa.

The POC defines the schema structure of SemSets. Analogously to the POC, we define the PC that compares triples only based on the same properties ($p-1 = p-2$) and the OC that compares triples only based on the same objects ($o-1 = o-2$).

Example 1. As illustrated in Fig. 2, the property cluster (PC) compares only the properties of all outgoing triples of the two RDF instances I_{i-1} and I_{i-2} . Therefore, although the RDF instances have different titles and abstracts, they are summarized by the same schema element (pc-1).

Please note, the intersection of PC and OC is not equivalent to POC ($PC \cap OC \neq POC$). Thus, we cannot simply combine the PC and the OC to form the POC . But, $PC \cap OC$ is again a equivalence relation, which summarized RDF instances that share the same property set and the same object set, not considering which property links to which object. In order to define complex graph summaries that allow considering more information about objects than the identifier (URI), we define a complex schema element in the subsequent section.

4.1.2. Complex Schema Elements

FLUID’s three simple schema elements summarize RDF instances by comparing outgoing triples of RDF instances. However, we also need to support schema structures that go beyond the scope of a single RDF

instance. Thus, we define the complex schema element as an extension of a simple schema element. The simple schema elements are combinations of equivalence relations by using the identity equivalence “=” on properties and/or objects. Complex schema elements extend on this concept and allow arbitrary equivalence relations over subjects, properties, and objects. Thus, they can be considered as templates to combine any number of (simple) schema elements. This allows, e.g., applying equivalence relations defined by simple schema elements on objects, i.e., use the schema of neighboring RDF instances.

Definition 4 (Complex Schema Element). A complex schema element partitions the data graph by summarizing RDF instances based on the three given equivalence relations \sim^s , \sim^p , and \sim^o . We define it as 3-tuple $CSE := (\sim^s, \sim^p, \sim^o)$. Two RDF instances I_{s-1}, I_{s-2} are considered equivalent by a CSE, iff $s-1 \sim^s s-2 \wedge p-1 \sim^p p-2 \wedge o-1 \sim^o o-2$ holds true for all triples in both RDF instances with $s-1, s-2$ being the subjects of I_{s-1}, I_{s-2} respectively.

Below, we demonstrate how to combine equivalence relations using complex schema elements. This allows to incorporate the schema of neighboring RDF instances into the schema of a summarized RDF instance.

Example 2. Let us consider $CSE-1 := (T, =, =)$ and $CSE-2 := (T, =, PC)$, with the tautology T (i.e., the information on subject position is always considered true). $CSE-1$ resembles the simple schema element Property-Object Cluster since T considers all subjects equal and the identity equivalence “=” is applied to the property and the object. With $CSE-2$, we apply the Property Cluster (PC) equivalence on the objects. Thus, in contrast to $CSE-1$, two RDF instances I_{i-1} and I_{i-2} are not considered equivalent if the objects are identical but if for each neighboring RDF instance (RDF instance with the object as subject URI) of I_{i-1} , there is a neighboring RDF instance of I_{i-2} that has the same set of properties. This means, for $CSE-2$, we use the schema of neighboring RDF instances to summarize RDF instances.

4.2. Parameterizations of Schema Elements

Simple and complex schema elements are the basic building blocks of FLUID. In order to further specify them, FLUID provides six parameterizations to specialize the schema elements’ behavior. For example, a parameterization can be applied which ignores a certain set of properties or constructs property paths with a specific length. In the following subsections, we define six parameterizations, which are again motivated from the analysis of existing graph summaries in Section 3.

4.2.1. Chaining Parameterization

The chaining parameterization determines the size of subgraphs for a complex schema element CSE of up to k -hops, and is denoted by CSE^k . Through complex schema elements, the schema of two directly connected RDF instances is taken into account. The chaining of k -many complex schema elements can extend this up to k -many RDF instances (without cycles). As discussed in the related work, this maximum path length of the matching subgraph structure can be formalized using a stratified k -bisimulation [37].

Definition 5. The chaining parameterization is a function $cp(CSE, k)$, which takes a complex schema element CSE and a chaining parameter $k \in \mathbb{N}$ as input and returns an equivalence relation CSE^k . For CSE^k , the equivalence relation CSE is recursively applied up to k hops. Two RDF instances $[s_1]_I$ and $[s_2]_I$ are equivalent according to $cp(CSE, k)$ if three conditions hold true: (1) For $k = 0$, the subject equivalence $s_1 \sim^s s_2$. (2) For $k > 0$, all three equivalences $s_1 \sim^s s_2 \wedge p_1 \sim^p p_2 \wedge o_1 \sim^o o_2$. (3) For $k > 0$, the recursion step $([o_1]_I, [o_2]_I) \in cp(CSE, k - 1)$ is applied.

Below, we give an example of a chained complex schema element and the resulting implications for the graph summary.

Example 3. Let us consider the following chained complex schema elements $cp((OC, =, OC), 2)$. According to the complex schema element $(OC, =, OC)$, all triples of the RDF instances I_{s-1} and I_{s-2} need to have the same objects (subject equivalence \sim^s is defined as OC). Furthermore, all properties need to be the same (property equivalence \sim^p is defined as identity equivalence $=$) and all neighboring RDF

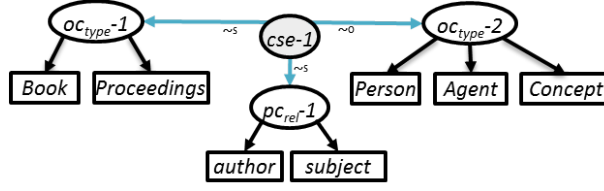


Figure 3: The schema extracted from RDF instance I_{i-1} from Fig. 1a according to the TermPicker definition (Eq. (1)).

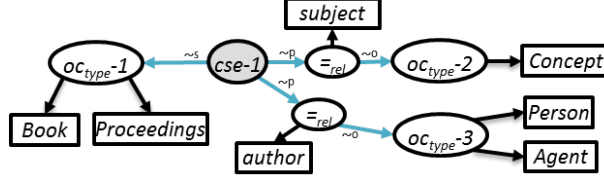


Figure 4: The schema extracted from RDF instance I_{i-1} from Fig. 1a according to the SchemEX definition (Eq. (2)).

instances of both RDF instances also need to have the same objects in all their triples (object equivalence \sim^o is defined as OC). Chaining this complex schema element with a parameter $k = 2$ means that the OC equivalence is extended for another hop such that for each “equivalent neighbor” at distance 1 there has to be also an “equivalent neighbor” at distance 2. As one can see, one can expect that for larger k it gets less likely that two RDF instances are summarized.

4.2.2. Label Parameterization

The label parameterization can be used to restrict simple schema elements to consider only specific properties. This allows, e.g., to define the type cluster OC_{type} , where the object cluster only compares objects connected over the property `rdf:type`.

Definition 6 (Label Parameterization). The label parameterization is a function $lp(SE, P_r)$, which takes as input a schema element SE and a set of properties $P_r \subseteq P$ and returns a schema element SE_{P_r} . The returned schema element SE_{P_r} is a restriction of SE in terms that all assertions about the triples in SE only have to be true iff the property of the triple is included in the parameter property set P_r .

Using the property `rdf:type`, the label parameterized object cluster $lp(OC, \text{rdf:type})$ summarizes RDF instances that have the same set of vertices connected with the property `rdf:type`, i.e., RDF instances with the same type sets. To ease notation, we simply denote this label parameterized object cluster as OC_{type} . Since we can treat types and properties separately, we can define graph summaries like TermPicker [16] and SchemEX [9] with FLUID. We provide detailed examples for both graph summaries below.

Example 4. The example of TermPicker is illustrated in Fig. 3. TermPicker summarizes RDF instances that have the same type sets, the same property sets, and the same type set extracted from all neighbors.

$$EQR_{\text{TermPicker}} = (OC_{type} \cap PC_{rel, =\emptyset}, OC_{type}) \quad (1)$$

To define TermPicker, we make use of the intersection of the label parameterized object cluster OC_{type} and the label parameterized property cluster PC_{rel} . Since complex schema elements support property paths by default, similar to the triple patterns of Loupe [15], they capture which property links to which type set of a neighbor. TermPicker defines a graph summary that does not use this path information. Thus, we use $=\emptyset$ as predicate equivalence \sim^p in the complex schema element. The identity equivalence on the empty set is a tautology. This way, no path information is taken into account and basically all types of all neighbors are aggregated.

Example 5. The example of SchemEX [9] is illustrated in Fig. 4. SchemEX summarizes RDF instances that have the same type sets and the same properties linking to neighbors that have the same type sets.

$$EQR_{\text{SchemEX}} = (OC_{\text{type}}, =_{\text{rel}}, OC_{\text{type}}) \quad (2)$$

To define SchemEX, we combine the label parameterized object cluster OC_{type} and the identity equivalence $=_{\text{rel}}$ in a complex schema element. Since complex schema elements support property paths by default, they capture which property linked to which type set of a neighbor.

4.2.3. Set Parameterization

The set parameterization sp is applied on simple schema elements. The set parameterization poses a further restriction to schema elements in terms that not only must the properties and/or objects be equivalent, but also all properties and/or objects need to be contained in a set S .

Definition 7 (Set Parameterization). The set parameterization is a function $sp(SSE, S)$, which takes as input a simple schema element SSE and a set of URIs $S \subseteq V_U$ and returns a simple schema element $SSE|_S$. The returned element $SSE|_S$ is a restriction of SSE in terms that all assertions about the triples in SSE have to be true and (1) For property cluster, all properties need to be in S . (2) For object cluster, all objects need to be in S . (3) For property-object cluster, all properties and objects need to be in S .

With the set parameterization, explicit rules for equivalences can be defined. We demonstrate this below.

Example 6. Let us apply the set parameterization on the type cluster OC_{type} using the empty set \emptyset . The set parameterized type cluster $OC_{\text{type}}|_{\emptyset}$ splits the data graph into at most two disjoint equivalence classes. The first equivalence class (schema element) contains all RDF instances that have empty type sets (no type information provided in the data graph) and the second equivalence class (schema element) contains all RDF instances that have at least one type. The second schema element is optional since the data graph may not contain any type information.

The set parameterization can be used to some degree like a filter. When such a set S of properties and/or objects is provided, the graph summary contains schema elements with exactly these properties and or/ objects. Subsequently, one could either filter out these schema elements or all other schema elements. In general, the set parameterization is best used in combination with other parameterizations.

4.2.4. Direction Parameterization

The direction parameterization dp is applied on schema elements to use only outgoing properties (o), only incoming properties (i), or both (u). Our schema elements OC , PC , POC , and CSE only take outgoing properties into account. Schema structures like Characteristic Sets [12] use also incoming properties. To address incoming properties, a parameterized version of the three simple schema elements can be defined by using the incoming triples $(x, p, i) \in G$ with i as the subject of the RDF instance being in object position.

Definition 8 (Direction Parameterization). The direction parameterization is a function $dp(EQR, \delta)$, which takes as input a schema element SE and one direction parameter $\delta \in \{i, o, u\}$ and returns a schema element $\delta\text{-}SE$, respectively. With i , we denote to use only incoming properties, with o , we denote to use only outgoing properties, and with u , we denote to use incoming properties and outgoing properties. The returned schema element $\delta\text{-}EQR$ is a restriction of SE in terms that all assertions about the triples in SE are applied on the incoming edges only, the outgoing edges only, or on both.

Example 7. The undirected property cluster ($u\text{-}PC$) partitions the data graph by comparing the triples based on common incoming and outgoing properties. Thus, the equivalence relation $u\text{-}PC$ holds true, iff for each triple $(s-1, p-1, o-1) \in I_{s-1}$ there exists a triple $(s-2, p-2, o-2) \in I_{s-2}$ such that $p-1 = p-2$, and vice versa, and for each triple $(x-1, p-3, s-1) \in G$ there exists a triple $(x-2, p-4, s-2) \in G$ such that $p-3 = p-4$, and vice versa. The undirected property cluster $u\text{-}PC$ resembles the schema structure of Characteristic Sets.

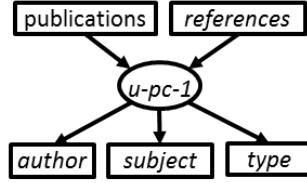


Figure 5: The schema extracted from RDF instance I_{i-1} from Fig. 1a according to the undirected-Property Cluster ($u-PC$).

4.2.5. RDF Schema Inference Parameterization

Some graphs contain semantic information, e. g., ontologies described with the RDF Schema (RDFS) vocabulary. The inference parameterization is the first parameterization to include the semantics of the data graph in the structural graph summary. The inference parameterization op is applied on the graph G and enables ontology reasoning using a RDFS vocabulary graph VG . In practice this means that a vocabulary graph VG_{RDFS} is constructed from the data graph G , which stores all hierarchical dependencies between types and properties denoted by RDFS properties found in the data graph G . To construct the RDFS vocabulary graph, we first extract all triples containing RDFS vocabulary terms, namely all properties $P_{RDFS} = \{rdfs:subClassOf, rdfs:subPropertyOf, rdfs:range, rdfs:domain\}$. Subsequently, we add the corresponding hierarchical dependencies of $rdfs:subClassOf$ and $rdfs:subPropertyOf$ in a tree structure with further cross connections regarding $rdfs:range$ and $rdfs:domain$ [25].

Definition 9. Let VG be an edge-labeled directed multigraph with $VG \subseteq (V_C \cup P) \times P_{RDFS} \times (V_C \cup P)$. The set of vertices is the union of types (classes) and properties in G . The set of edges are labeled with properties $p \in P_{RDFS}$.

With hierarchical dependencies of types and properties represented using our vocabulary graph, additional triples can be inferred using our inference parameterization.

Definition 10 (Inference Parameterization). The inference parameterization is a function $op(G, VG)$, which takes any data graph G and a vocabulary graph VG as input and, based on the entailment rules defined in the vocabulary graph VG , returns a data graph G_{VG} , which additionally includes all inferred triples.

Please note, with our notion of inference, we can infer types and properties. However, FLUID purposely does not pose any restrictions on when the actual inference happens. In general, we can distinguish inference **inside** the structural graph summary and **outside** the structural graph summary. Inference inside means that all inferable information is added to the original graph and the graph summary is computed for the new data graph. Inference outside means that we compute the graph summary for the original graph and keep the constructed vocabulary graph. When we query the graph summary to satisfy our information task, we can infer only the additional information that affects the query result, e. g., by generating additional queries based on entailment rules defined in the vocabulary graph. The result sets are equivalent. This decision effects the build-time and the size of the computed structural graph summary as well as time to answer the information task using the structural graph summary. We discuss practical implications of this decision in the empirical analysis in Section 6.

4.2.6. Instance Parameterization

The instance parameterization ip builds unions of equivalent RDF instances, e. g., RDF instances linked with *owl:sameAs*. This allows to semantically merge vertices that represent the same real-world entity (see introduction), if this information is provided in the input graph.

Definition 11 (Instance Parameterization). The instance parameterization ip is a function $ip(SE, \Delta)$, which extends any schema element SE to additionally take the schema of all equivalent RDF instances into account, following the instance equivalence relation Δ . The returned schema element $SE[\Delta]$ is an extension of SE , which restricts the triples to be in $[I]_\Delta$.

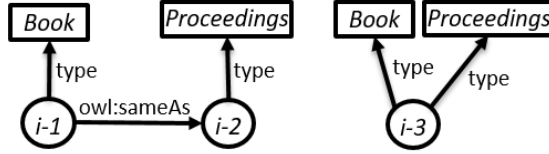


Figure 6: Sample data graph containing three RDF instance I_{i-1} , I_{i-2} , and I_{i-3} with $i-1$, $i-2$, and $i-3$ as subject URIs, respectively. The object cluster assigns all RDF instance to different schema elements. The instance parameterized object cluster using SameAs Instances $[I]_\sigma$ summarizes all RDF instance into one schema element.

In the following, we give two definitions of such an instance equivalence relation Δ . First, in the context of Linked (Open) Data, the *owl:sameAs* property is of particular interest since it explicitly states the equivalence of two RDF instance. To take this information into account, we use the notion of *SameAs Instances* $[I]_\sigma$, which are equivalence classes of RDF instance, i.e., unions of RDF instance. Two RDF instance I_{s-1}, I_{s-2} are equivalent according to the equivalence relation σ , iff there is a property-path in the data graph G labeled *owl:sameAs* from $s-1$ to $s-2$ [25]. Please note, the property-path is independent of the direction of the *owl:sameAs* relation.

When we use the instance parameterization, we take the schema information from all equivalent RDF instance into account, when we summarize one instance. We demonstrate this in the example below.

Example 8. Fig. 6 shows an example graph to illustrate the instance parameterization. According to the object cluster definition, the RDF instance I_{i-1} , I_{i-2} , and I_{i-3} are not equivalent since $i-1$ has the object “Book”, $i-2$ has the object “Proceedings”, and $i-3$ has the objects “Book” and “Proceedings”. Merging I_{i-1} and I_{i-2} to a SameAs instance $[I]_\sigma$ leads to the equivalence of all three RDF instance I_{i-1} , I_{i-2} , and I_{i-3} .

Second, merging RDF instance also allows Property Cliques [17]. Property Cliques transitively check the co-occurrence of properties and summarize all RDF instance that have at least one property in common. We can define an instance equivalence relation ρ that leads to equivalent RDF instance if they share at least one property. We call the equivalence classes $[I]_\rho$ **related property instances**. Formally, two RDF instance I_{i-1}, I_{i-2} are equivalent according to the equivalence relation ρ , iff there is a property $p-1$ with $p-1 \in [I_{i-1}]_\rho$ and $p-1 \in [I_{i-2}]_\rho$. Please note that ρ takes transitively co-occurring properties into account. Thus, ρ may summarize two RDF instance that do not share any property in the data graph.

4.2.7. Extended Union

Goasdoué et al. [17] introduced the idea of “strong equivalence” and “weak equivalence”. For strong equivalence, both, incoming and outgoing properties have to be equivalent. For weak equivalence, it is sufficient if incoming or outgoing properties are equivalent. While strong equivalences are defined straight forward using the direction parameterization, weak equivalences require a new set operator to combine schema elements. Thus, we define the extended union \cup_{ex} to combine equivalence relations in an “or-like-fashion”. For example, either incoming properties are equivalent (*i-PC*), outgoing properties are equivalent (*PC*), or both. We can express this in FLUID as $i-PC \cup_{ex} PC$.

Please note, the intersection $A \cap B$ of two equivalence relations A, B is again a equivalence relation. Furthermore, for all RDF instance $I_s \in A \cap B$ follows that $I_s \in A$ and $I_s \in B$. However, the same does not hold true for $A \cup B$. The transitivity of $A \cup B$ fails. Thus, if we want to combine equivalence relations in an “or-like-fashion” to new equivalence relations, we cannot use the simple union of equivalence relations. Therefore, we define the extended union operator \cup_{ex} as binary relation between to equivalence relations.

Definition 12 (Extended Union \cup_{ex}). We define $A \cup_{ex} B := A \cup B \cup X$, where X is the set of RDF instance that are transitively included. To compute X , we iteratively add all pairs of RDF instance I_{i-1}, I_{i-2} to X , where there is a pair $I_{i-1}, I_{i-3} \in A$ and a $I_{i-2}, I_{i-3} \in B$, and vice versa.

Example 9. The Extended Union \cup_{ex} allows to define “Weak Property Cliques”. Weak Property Cliques summarize RDF instance based on either incoming or outgoing properties using the related property

instances ρ . This means, every instance that shares at least one property is considered equivalent. The property cluster (PC) and incoming property cluster (i-PC) are computed for the merged RDF instance $[i_x]_\rho$. For comparing either the incoming or the outgoing properties, we use the extended union \cup_{ex} (see Definition 12).

$$EQR_{weakPropertyClique} := i-PC[\rho] \cup_{ex} PC[\rho] \quad (3)$$

4.3. Payload Elements

In total, FLUID provides four schema elements and six parameterizations. They are designed to capture all schema structures defined by (semantic) structural graph summaries found in the related work and beyond. In order to flexibly support different purposes, we introduce the notion of payload to FLUID. In this section, we define several possible payload elements that are designed for purposes found in existing (semantic) structural graph summaries.

When computing (parameterized) schema elements, instance information can be attached by using the notion of payload [24]. The payload comprises information about the actual data, e.g., number of RDF instance summarized or a reference to their data source. We do not pose any restrictions on what can be attached as payload. This enables us to adapt the graph summary to any possible use case. To incorporate payload into FLUID, we introduce the concept of payload elements. Payload elements are attached to schema elements and contain information about the summarized RDF instance.

We define PAY as a set of payload elements, where each payload element defines what information is attached to the schema elements. Thus, payload elements are functions that map schema elements to instance information. For example, one payload element may attach the data sources of summarized RDF instance to schema elements while another payload element attaches the number of summarized RDF instance to schema elements. This way, there are two different payload elements attached to each schema element, as illustrated in Fig. 7.

The payload element *ds-1* is computed by the data source element. It contains the two data source URIs, where the RDF instance summarized by the schema element where found. The payload element *ic-1* is a instance count payload element and contains one integer value (68), i.e., the number of summarized RDF instance by the schema element.

4.3.1. Indexing RDF instance

One purpose of structural graph summaries is to index RDF instance by their schema. Thus, we need to be able to store the identifiers of summarized instance as payload of schema elements. We defined schema elements as equivalence classes of RDF instance. Furthermore, RDF instance are defined as sets of triples that share common subject URI. Hence, for our first payload element, we store as payload only the subject URI of summarized RDF instance. This leads to the first definition of a payload element.

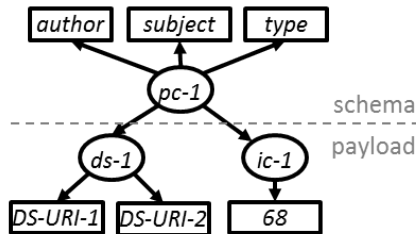


Figure 7: The schema element *pc-1* summarizes RDF instance that use only the properties *author*, *subject*, and *type*. The two payload elements *ds-1* and *ic-1* are attached to the schema element. The data source payload element *ds-1* comprised information about the data sources and the instant count payload element *ic-1* comprised information about the number of summarized RDF instance.

Definition 13 (Instance Payload Element). The Instance Payload Element comprised the identifiers (URIs) of RDF instance summarized by a specific schema element. The payload element si is a function that takes a schema element SE as input and returns all summarized instance URIs, with $si(SE) := \bigcup_{I \in SE} s(I)$. The function $s : \mathcal{P}(G) \rightarrow V_U$ returns the subject URI of the instance I .

4.3.2. Query Size Estimation

Another purpose of structural graph summaries is cardinality estimation for database queries [12]. To implement this task, we only need the number of summarized RDF instance and not the instance identifiers. Thus, we can define another payload element, which contains only the integer value denoting the number of summarized RDF instance.

Definition 14 (Instance Count Payload Element). The Instance Count Payload Element comprised the number of RDF instance summarized by a specific schema element. The payload element ic is a function that takes a schema element SE as input and returns an integer, with $ic(SE) := |SE|$ denoting the number of summarized RDF instance by SE .

4.3.3. Data Source Selection

Our third payload element is the data source payload ds needed to implement the data search task [24]. The data source payload ds maps a schema element to the set of data source URIs of all summarized RDF instance. The data source URI identifies the source of the instance (see Section 2, *Data Graph*).

Definition 15 (Data Source Payload Element). The Data Source Payload Element comprised identifiers to the locations of RDF instance summarized by a specific schema element. The payload element ds is a function that takes a schema element SE as input and returns all data source URIs, with $ds(SE) := \bigcup_{I \in SE} context(I)$. The function $context : \mathcal{P}(G) \rightarrow \mathcal{P}(V_U)$ returns all data source URIs of a instance I [24].

In summary, we defined structural graph summaries as 3-tuple of data graph, equivalence relation, and payload elements. The equivalence relation defines the graph summarization strategy, i. e., how RDF instance are summarized. We introduced three simple and one complex schema elements as well as six parameterizations to define graph summaries. We demonstrated that these elements and parameterizations can be flexibly combined to define existing (semantic) structural graph summaries. Furthermore, we introduced three payload elements that can be used to implement different use cases. In the subsequent section, we present the FLUID language, i. e., the rules to combine schema elements and parameterizations defined as context free grammar.

4.4. FLUID Language

The FLUID language describes the rules of how to combine schema elements, parameterizations, and payload elements. We defined FLUID’s elements and parameterizations in Extended Backus Nauer Form (EBNF) as shown in Listing 1. For the FLUID language, we transposed the theoretical model into an EBNF. With this language, we can define all (semantic) structural graph summaries discussed in the related work and beyond.

As a reminder, we define (semantic) structural graph summaries as 3-tuple of data graph G , equivalence relation EQR , and payload elements PAY . The language is defined analogously to the theoretical model with few practical differences in the syntax. The structural graph summary is defined analogue to the theoretical model (G, EQR, PAY) , as are all the schema elements and payload elements. A change in syntax is introduced for the label parameterization, where the underscore $_$ character is used, i. e., OC_type for OC_{type} . Furthermore, SameAs Instances σ are denoted with o and the related property RDF instance ρ with p . The set parameterization is denoted with $<$, e. g., $OC_{type} < E$ for the empty set applied on the type cluster. Also, the bisimulation is denoted using the asterisk $*$, the extended set union operator as \parallel (as it resembles the logical or), the set intersection operator as $\&$ (as it resembles the logical and), and the empty set as E . Finally, the inference parameterization is denoted with $\#$, e. g., $G\#RDFS$ for the RDF Schema inference. We used the abbreviation “ $\langle\langle [0 - 9]^+ \rangle\rangle$ ” to denote positive integer values.

Listing 1: Syntax of the declarative FLUID language in EBNF.

```

1 SET = "type" | "rel" | "rdfs" | "E" ;
2
3 InferenceParam = "#rdfs" ;
4 DirectionParam = "u-" | "i-" | "o-" ;
5 InstanceParam = "[o]" | "[p]" ;
6 BisimParam = "*" <<[0-9]+>> ;
7 LabelParam = "_" SET ;
8 SetParam = "<" SET ;
9
10 GRAPHSUMMARY = "(" "G" [InferenceParam] "," EQR "," PAY ")" ;
11
12 EQR = (SE | "=" [LabelParam]) {"&" | "|" } EQR ;
13 SE = CSE | SSE ;
14 CSE = [DirectionParam] "(" EQR "," EQR "," EQR ")" ; [InstanceParam] [BisimParam] ;
15 SSE = [DirectionParam] ("OC" | "PC" | "POC") [LabelParam] [InstanceParam] [SetParam] ;
16
17 PAY = "{" PE {" ," PE} "}" ;
18 PE = "si" | "ic" | "ds" ;

```

We demonstrate the usage of FLUID’s language by giving definitions of (semantic) structural graph summaries in Table 3. In the following, we briefly describe the definitions of all presented graph summaries organized along the groups of summaries (compare Table 1) from top to bottom.

The first group of *simple* graph summaries are defined straight forward. For the Attribute-based Collection, we use the property cluster on properties only, i. e., not on the property `rdf:type`. Thus, we summarize RDF instance solely based on common outgoing properties. For Class-based Collection, we use the label parameterized object cluster for the property `rdf:type` only. Thus, we summarize RDF instance solely based on common type sets. For both graph summaries, we attach identifiers of the summarized RDF instance as payload using the *si* payload element.

Table 3: Graph summaries analyzed in Table 1 defined using our FLUID language.

	Graph Summary name	FLUID language
<i>Simple</i>	Attribute-based Collection [11]	$(G, PC_rel, \{si\})$
	Class-based Collection [11]	$(G, OC_type, \{si\})$
	Characteristic Sets [12]	$(G, u-PC, \{ic\})$
	SemSets [13]	$(G, POC, \{si\})$
<i>Complex</i>	SchemEX [9]	$(G, (OC_type, =_rel, OC_type), \{ds\})$
	ABSTAT [8]	$(G\#rdfs, (OC_type, =_rel, OC_type), \{si\})$
	LODex [33, 14]	$(G, (OC_type, =_rel, OC_type), \{si\})$
	Loupe [15]	$(G, (OC_type, =_rel, OC_type), \{si\})$
	TermPicker [16]	$(G, (OC_type \& PC_rel, =_E, OC_type), \{si\})$
<i>Quotient</i>	Weak Property Clique [5, 17]	$(G\#rdfs, i-PC[p] \parallel PC[p], \{si\})$
	Strong Property Clique [5, 17]	$(G\#rdfs, u-PC[p], \{si\})$
	Weak Type Clique [5, 17]	$(G\#rdfs, OC_type < E \& i-PC[p] \parallel PC[p] \parallel OC_type, \{si\})$
	Strong Type Clique [5, 17]	$(G\#rdfs, OC_type < E \& u-PC[p] \parallel OC_type, \{si\})$
<i>Bisimulation</i>	Tran et al. [18]	$(G, (=E, =_L, =_E) * k, \{si\})$
	Kaushik et al. [19]	$(G, (u-PC, =_E, =_E) * k, \{si\})$
	Milo and Suciu [20]	$(G, (i-PC, =_E, =_E) * k, \{si\})$
	Consens et al. [21]	$(G, (OC_type, =, OC_type) * k, \{si\})$
	Schätzle et al. [22]	$(G, (OC, =, OC) * k, \{si\})$

Characteristic Sets is defined using an undirected property cluster. This means, RDF instance are summarized based on the same property sets and the same incoming property sets. As payload, we attach the number of summarized RDF instance using the instance count payload element ic to implement the cardinality estimations task. SemSets is defined using the property-object cluster POC , i. e., RDF instance are summarized based on the same outgoing triples. As payload, we attach again the summarized RDF instance to implement the related-entity search.

For the second group of *complex* graph summaries, we use the complex schema element to combine equivalence relations. SchemEX is defined using object cluster for types only (OC_{type}), i. e., type sets, and the same outgoing properties connected to neighbors with the same type sets. As payload, we use the data sources of summarized RDF instance, i. e., the data source payload element ds . ABSTAT, LODex, and Loupe basically define the same schema structure. For ABSTAT, we additionally apply the RDF Schema inference on the data graph. In contrast to the other four graph summaries of the *complex* group, TermPicker does not use property paths. Thus, we use the intersection ($\&$) of OC_{type} and PC_{rel} on RDF instance and the tautology ($=_E$) on properties (compare Example 4).

The third group of *quotient* graph based summaries are expressed with the help of intersections and extended unions of schema elements. Weak Property Cliques and Strong Property Cliques use the instance parameterization with related property RDF instance p and RDF Schema inference. For Weak Property Cliques, we use the extended union $|$ to implement the or-like combination of incoming and outgoing properties (compare Example 9). For Strong Property Cliques, the undirected property cluster $u-PC$ is sufficient since both, incoming and outgoing, properties have to be the same.

Weak Type Cliques and Strong Type Cliques use a comparably complicated summarization approach. Both Type Cliques summarize RDF instance when they share the same type sets that are not empty. For RDF instance with empty type sets ($OC_{type} < E$), they compare the weak and the strong property cliques, respectively.

Finally, the five approaches using k -bisimulation can be defined using the chaining parameterization. For the label- and height-parameterized graph summary proposed by Tran et al., we use the complex schema element that only compares outgoing properties included in the label set L up to maximum hop length of k . The parameters L and k are user defined parameters. The second graph summary proposed by Kaushik et al. uses forward and backward bisimulation, i. e., we follow incoming and outgoing paths up to a maximum hop length of k . We define this using the undirected property cluster chained in a complex schema element. Analogously, we define the graph summary proposed by Lilo and Sucio for incoming properties only. The graph summary proposed by Consens et al. summarizes RDF instance based on outgoing paths only, but additionally compares on each hop the type sets. Last but not least is the graph summary proposed by Schätzle et al., which is analog to the previous one, but compares the actual vertices (hops) instead of the type sets.

In summary, we have shown that all analyzed graph summaries discussed in the related work can be expressed using the FLUID language. Additionally, we can adapt existing graph summaries to new tasks. The most simplistic modification is changing the payload elements. While this adaption is easily done, it has big impact on the size of graph summary and on which tasks can be fulfilled. For example, attaching the number of summarized RDF instance requires less space than attaching identifiers of summarized RDF instance.

Furthermore, we can adapt the captured schema structure. For example, a semantic version of SchemEX, where we include SameAs instances o and an RDFS vocabulary graph VG_{RDFS} can be defined as extension of the original graph summary as follows:

$$\text{SchemEX+U+I} := (G\#rdfs, (OC_{type}, =_{rel}, OC_{type})[o], \{ds\})$$

Beyond adapting existing graph summaries, we can also the use FLUID language to define new graph summaries. For example, we can define a new graph summary (i. e., not covered by the literature) that only uses outgoing properties and uses inference.

$$\text{PC-Inferenced} := (G\#rdfs, (T, =_{rel}, T), \{ds\})$$

There are various new possibilities to combine FLUID’s schema elements and parameterizations to define existing and new (semantic) structural graph summaries. It can be shown that every combination of FLUID’s schema elements and parameterizations actually defines a partition over the data graph and thus, is a valid graph summary. All schema elements and parameterizations are defined as equivalence relations. The intersection and the extended union of such equivalence relations is again a equivalence relation.

Expressing (semantic) structural graph summaries with only a handful elements and parameterizations in the FLUID language allows to define a generic algorithm to compute (semantic) structural graph summaries. The computational complexity of our algorithm to compute (semantic) structural graph summaries is analyzed in the subsequent section.

5. Complexity Analysis of Summary Computations

In this section, we analyze the complexity of the computation process of (semantic) structural graph summaries defined with FLUID. In order to estimate the computational complexity, we conduct a space and time analysis of the computation process for graph summaries defined with FLUID.

5.1. Algorithm

To compute a structural graph summary, we need to summarize RDF instance to schema elements. This means, we want to partition the RDF instance into disjoint subsets. This problem is a special case of the *set union problem* [38]. The set union problem is well known in complexity theory and states that to find partitions of elements in a set, one needs n *make-set* operations and m find operations for n vertices in the set. For this problem, the worst-case complexity is $\mathcal{O}(n + m \cdot \alpha(m + n, n))$, with α as the functional inverse of Ackermann’s function [38]. It is generally accepted that in practice $\alpha \leq 4$ holds true [38]. Thus, the summary computation can be done in linear time.

To compute structural graph summaries, we propose an algorithm based on hash maps. We assume that we can implement *make-set* and *find* operations in constant time using hash maps. Our algorithm is presented in Algorithm 1. In the first pass over the data graph G , triples are either added to the vocabulary graph VG or are aggregated to RDF instance in an instance map $IMap$. The instance map is a hash map, where the key is the subject URI. This step is needed, when we use the inference parameterization. In the second pass, the global schema for each instance in the instance map $IMap$ is computed. This means, for each (parameterized) schema element used to define the equivalence relation EQR , we compute the schema and combine the resulting sub schema structures to the global instance schema. The resulting schema elements are stored in the schema map $SMap$. The schema map is a hash map, where the key is the computed schema information. Analogously, we compute the payload information defined in the provided set of payload elements PAY . The computed payload elements are stored as values in the schema map $SMap$. After the computation, $SMap$ contains the structural graph summary of G .

Algorithm 1 Compute Semantic Structural Graph Summaries

```

1: procedure COMPUTE( $G, EQR, PAY$ )
2:   for all  $(s, p, o) \in G$  do
3:     if  $p \in P_{RDFS}$  then
4:        $VG \leftarrow (s, p, o)$ 
5:     else
6:        $IMap \leftarrow (s, p, o)$ 
7:   for all  $I_s \in IMap$  do
8:     for all  $SE \in EQR$  do
9:        $SMap \leftarrow SE(I_s)$ 
10:  for all  $PE \in PAY$  do
11:   $SMap \leftarrow PE(I_s)$ 

```

Let us assume we have a instance $I_{s-1} := \{(s-1, p-1, o-1), (s-1, p-2, o-2)\}$ and we want to compute a property cluster (PC). For each triple in I_{s-1} , we extract the property to generate the property set, i. e., $ps := \{p-1, p-2\}$. We compute the hash value of the property set ps and store it in the schema map $SMap$. The payload, e. g., the number of summarized RDF instance, is stored as value. For another instance $I_{s-2} := \{(s-2, p-1, o-3), (s-2, p-2, o-4)\}$, the same property set is extracted, thus, the same schema element with the same hash value. The payload can be updated by increasing the instance counter. Consequently, the schema element summarizes both RDF instance and only stores the desired payload information.

One can see that the computationally expensive task is the extraction of the schema of each instance, e. g., extracting the property set. However, our algorithm benefits from the fact that every schema element in FLUID is defined as equivalence relation. In particular, for one instance I_s we can compute exactly one (parameterized) schema element, e. g., one property cluster (PC) and one label parameterized object cluster (OC_{type}) etc. We define complex graph summaries by combining simple schema elements with complex schema elements, where we can include neighboring RDF instance in the schema structure. As one can see in Example 5, SchemEX uses type sets of neighboring RDF instance to the compute the schema of the actual instance. Therefore, one may assume that depending on the in-degree of a instance, we have to extract the schema more than once. Instead, we store for each instance all computed sub-schema elements in a hash map. This avoids the expensive task of extracting the schema of RDF instance more than once.

Corollary 1. *For each instance $I_s \subseteq G$, we need to compute the schema according to each schema element in the summary definition only once.*

For the space complexity of the summary, the important factor is how well the schema elements can summarize the RDF instance, i. e., how many different schema elements are needed to summarize the RDF instance. The worst case is that no two RDF instance are summarized by the same schema element, i. e., all schema elements in the structural graph summary are singletons and only summarize exactly one instance. In this worst case, each schema element is a new entry for our hash map. Thus, the upper bound for the time complexity and the upper bound for the space complexity are identical.

In the following, we analyze in more detail the influence of FLUID’s schema elements and parameterizations on the computational complexity.

5.2. Complexity of Schema Elements

Given a definition of a graph summary defined with FLUID, we denote with s the number of simple schema elements and with c the number of complex schema elements used to define the equivalence relation EQR . The parameterizations are applied on these simple and complex schema elements and pose further restrictions or relaxations. We analyze their impact on the complexity subsequently.

The data graph G contains n triple. Since RDF instance partition the data graph, each triple is assigned to exactly one instance. Simple schema elements partition the data graph by summarizing RDF instance $I_{s-1} \subseteq G$ and $I_{s-2} \subseteq G$ by comparing triples $(s-1, p-1, o-1) \in I_{s-1}$ to triples $(s-2, p-2, o-2) \in I_{s-2}$. Thus, for each simple schema element in the definition, we only need to look once at each triple in the data graph.

Complex schema elements summarize RDF instance based on simple schema elements or based on the identity equivalence (Definition 4). Thus, without parameterizations, we have linear space and time complexity in the order of $\mathcal{O}((s + c) \cdot n)$, with n triples in the data graph.

5.3. Complexity of Direction Parameterization

With the direction parameterization, incoming and/or outgoing triples can be used (Definition 8). Any incoming property of an instance $I_{i-1} \subseteq G$ is the outgoing property of another instance $I_{i-2} \subseteq G$. Thus, for undirected schema elements $u-EQR$, we may have to consider each triple twice. However, this is still linear w.r.t to the number triples n in the data graph.

5.4. Complexity of Label Parameterization

The label parameterization reduces the number of considered objects and properties for each simple schema element by restricting the property p to be in the set P_r . Considering all excluded properties $P \setminus P_r$ and that each property can occur more than once in G , we can define a constant $l \geq |P \setminus P_r|$, which denotes the number of occurrences of excluded properties in the dataset. Thus, the space complexity is still linear, but we can find a new lower average complexity of $\Theta((s + c) \cdot (n - l))$. The time complexity is unchanged.

5.5. Complexity of Instance Parameterization

The instance parameterization aggregates RDF instance. Thus, it does not impact the overall size of the summary since no new information is added to the data graph. Merging RDF instance using the instance parameterization can be done in principal in constant time like triples are aggregated to RDF instance in constant time using hash maps. As shown by Čebiric et al. [17], the number of merges of RDF instance can be bound by the number of distinct properties appearing in the data graph G . For SameAs instances σ , the number is 1. For related property instances ρ , this factor can grow linear in the size of the data set. This leads to a worst case build-time complexity of $\mathcal{O}(n^2)$. However, in their experiments, the average complexity was shown to be close to a constant factor.

5.6. Complexity of Inference Parameterization

For the inference parameterization, we need to take the space and build-time complexity of the vocabulary graph VG in addition to the space and build-time complexity of the graph summary into account. As defined in Section 4.2.5, the vocabulary graph is constructed by adding types and properties to it, if there exists a triple in the dataset using a property in P_{RDFS} . In the input data graph G of size n , we find r many schema triples that use a property in P_{RDFS} , with $r \leq n$. In Algorithm 1, we assume that we either add triples to the vocabulary graph or aggregate them to RDF instance. Thus, constructing the vocabulary graph changes neither the build-time nor the space complexity.

However, inferring information can change the overall complexity. For our analysis, we distinguish the two cases of adding inferable information **inside** the structural graph summary and adding inferable information **outside** of the structural graph summary (see Section 4.2.5). The first case can have a big impact on the the build-time. The complexity depends on the number of additional triples t that can be inferred from the r triples with $t \leq r$. Thus, we have an upper bound for space complexity using the inference parameterization in the order of $\Theta((s + c) \cdot (n - l) \cdot t)$.

For example, we have the triples $(s_1, p_1, o_1) \in G$, $(s_2, p_2, o_2) \in G$, and $(p_1, \text{rdfs:subPropertyOf}, p_2) \in G$. We add the RDFS triple about p_1 to the vocabulary graph. This allows inferring the triple (s_1, p_2, o_1) as well. However, the vocabulary graph does not contain inferable information about p_2 . Therefore, for this triple, no new triple can be inferred.

Please note, with a linear dependency $g = f(n)$, we end up with a quadratic complexity. This means, when using inference parameterization, we have in the worst case a quadratic complexity $\mathcal{O}(n^2)$. In the subsequent section, we analyze large real-world semantic graphs obtained from the Linked Open Data cloud. Our analysis suggest that adding inferable information inside the structural graph summary may be infeasible in a practical setting. In this case, adding inferable information should be done outside of the structural graph summary.

The vocabulary graph can be implemented using hash maps, which guarantees constant time for lookup and addition operations. Inference operations are linear in the number of inferrable types and properties. Thus, we have the same time complexity as for the space complexity. For the second case of inference outside the structural graph summary, space and build-time complexity remain unchanged.

5.7. Complexity of Chaining Parameterization

The chaining parameterization defines the RDF instance' neighborhood of up to a maximum path length of k . Chaining complex schema elements increases the number of complex schema elements that need to be stored and computed. However, according to Corollary 1, we can re-use already computed schema elements. Thus, the average complexity grows linearly in k . As shown in previous works, with an unbounded k ,

we would have in the worst case $\mathcal{O}(n^2)$. However, Luo et al. [37] empirically evaluated their efficient k -bisimulation algorithm. The algorithm’s performance scales (almost) linearly with the data size, even for $k = 10$.

5.8. Summary

Graph summaries defined with FLUID can be computed in quadratic time and space with respect to the number of triples n . However, in the average case, we expect only linear time and space complexity. The average space complexity of computing structural graph summaries is in the order of $\Theta((s+c) \cdot k \cdot (n-l) \cdot t)$ and the average time complexity is in the order of $\Theta((s+c) \cdot k \cdot n \cdot t)$ with s many simple schema elements and c many complex schema elements in the graph summary definition, the chaining parameter k , l excluded properties in the data graph using the label parameterization, and t inferrable triples using the inference parameterization.

Above, we argued why we expect this average case complexity. In particular, we can deduct numbers from previous experiments for parameterizations that potentially lead to quadratic complexities. For the instance parameterization ρ , Čebiric et al. empirically estimated the additional complexity to only a small constant factor [39]. Luo et al. [37] empirically evaluated their efficient k -bisimulation algorithm. The algorithm’s performance scales (almost) linearly with the data size, even for $k = 10$. Since the chaining parameterization is defined as k -bisimulation, we can expect the same behavior when following their algorithm.

For the inference parameterization, we run our own analyses on large real world datasets to justify the assumption of a linear runtime. This analysis on very large semantic graphs is conducted in the section below.

6. Analysis of RDF Schema Inference: Average Case

To estimate the impact of RDF Schema inference in a practical setting, we analyze four large semantic graphs obtained from the Linked Open Data cloud. The graphs have different characteristics resulting from different crawling strategies. In particular, we selected graphs with different sizes obtained in different years and containing multiple different data providers, e. g., DBpedia, Wikidata, and others. Please note that we did not perform any pre-processing despite removing invalid (not parsable) triples.

6.1. Datasets

The first dataset is called TimBL-11 and contains about 11 million triples [9]. The crawl was conducted in 2011 with a breadth-first search starting from the single URI of Tim Berners-Lee’s FOAF profile. The second dataset is called DyLDO-12 and contains about 127 million triples [40]. The Dynamic Linked Data Observatory (DyLDO) provides regular snapshots from the Linked Open Data cloud. We use their first snapshot crawled in Mai 2012 starting from about 95,000 seed URIs. This crawl was done with a breadth-first search but limited to a crawling depth of two [40]. Although there are more recent DyLDO snapshots, they are decreasing in size. Thus, we decided to take the first and largest one. The third dataset is the recently published Billion Triple Challenge 2019 dataset (BTC-19), which contains about 2 billion triples [41]. The BTC-19 dataset was crawled breadth-first in January 2019 starting from 450 seed URIs taken from the DyLDO dataset [41]. To the best of our knowledge, the largest collections of Linked Open Data is the LOD Laundromat dataset³ (Laundromat-17) [42]. It contains more than 38 billion triples and combines various other data sources into one single dataset.

³<http://lodlaundromat.org/>

	TimBL-11	DyLDO-12	BTC-19	Laundromat-17
RDFS Vocabulary Graph VG_{RDFS}				
Property vertices	12T	31T	26T	330T
subProperty edges	10T	39T	38T	211T
Type vertices	141T	312T	339T	3.7M
subType edges	644T	3M	2M	144M
domain edges	10T	20T	19T	204T
range edges	10T	19T	16T	196T
Total vertices $ V $	153T	343T	365T	4M
Total edges $ E $	673T (6%)	3M (2%)	2M (< 1%)	145M (< 1%)
Dataset and Inference				
Properties $p \notin VG_{RDFS}$	889T (10%)	75M (66%)	98M (05%)	12B (42%)
Properties $p \in VG_{RDFS}$	8M (90%)	39M (34%)	1.9B (95%)	16B (58%)
Properties in dataset	9M	114M	2.1B	28B
Added through inference	7M	33M	703M	50B
Total number of properties	17M	148M	2.7B	78B
Types $t \notin VG_{RDFS}$	181T (09%)	2.6M (20%)	20M (22%)	938M (23%)
Types $t \in VG_{RDFS}$	2M (91%)	10M (80%)	71M (78%)	3B (77%)
Types in dataset	2M	13M	92M	4B
Added through inference	17M	120M	2.4B	646B
Total number of types	19M	134M	2.5B	650B
Increase factor for properties	1.9	1.3	1.3	2.7
Increase factor for types	9.2	10.5	27.5	160.3
Increase factor (total)	3.3	2.2	2.5	22.2

Table 4: Dataset analysis with rounded number to the nearest thousand T , million M , or billion B .

6.2. Procedure

We analyzed the four datasets with respect to the RDF Schema inference. In the top-half, we present the size of the computed vocabulary graph VG_{RDFS} for each dataset. Furthermore, we distinguish between property vertices, i. e., vertices representing a property p used in the data graph G , and type vertices, respectively. As described in Section 4.2.5, properties and types used in the data graph G are added only to the vocabulary graph VG_{RDFS} , if there is triple about this property or type using a property $p_r \in P_{RDFS}$. For each such property p_r , we also counted the number of (hierarchical) relationships expressed, namely for `rdfs:subPropertyOf`, `rdfs:subTypeOf`, `rdfs:domain`, and `rdfs:range`.

In the lower-half, we present numbers denoting the impact of RDFS inference on the respected dataset. First, we counted the number of properties p and the number of types t in the datasets and distinguished whether they are represented as vertex in the vocabulary graph VG_{RDFS} , i. e., have inferrable information, or not. Please note, we counted how many times the properties appears, i. e., we did not perform a unique search. This way, we can use these numbers to estimate an upper bound for the size of the structural graph summary. Finally, we counted the number of additional properties and types that can be added to the dataset based on the inference rules in VG_{RDFS} . The increase factor reflects for properties, types, and both, how much additional information is added. These factors denote the influence on the build-time and space complexity of structural graph summaries for the analyzed datasets. Please note, while the factor denotes the increased build-time, the storage space for the structural graph summary might be significantly lower. As described in Section 2, structural graph summaries summarize the data graph, i. e., common schema structures are only stored once in the summary graph.

6.3. Results

From the results of our analysis (see Table 4), we can state that the size of the computed vocabulary graph VG_{RDFS} is only a small fraction of the input data graph G . On average, the vocabulary graph is only about 5% of the data graph in terms of number of triples (edges). In contrast, adding the inferrable information increases the size of the data graph between 2-times and 20-times. Notably is that the largest dataset (Laundromat-17) also has by far the largest increase factor.

Another main finding is that over all datasets, **subType** hierarchies are considerably longer than **subProperty** hierarchies. While on average 1.04 (max 304) additional properties can be inferred, on average 13.64 (max 3641) additional types can be inferred. This is also reflected in the number of **subType** edges in the vocabulary graphs. Over all four vocabulary graphs, **subType** edges make up 95% – 99% of all edges in the vocabulary graph.

Furthermore, we have found that for three out of four datasets, more properties have inferrable information, i. e., appear in VG_{RDFS} , than properties that do not have inferrable information. On average, 70% of the properties used in the dataset have inferrable information. For types, we found that over all four datasets, on average more than 80% have inferrable information.

6.4. Discussion

Our results indicate a considerable impact on the size of the data graph when using RDF Schema inference. For three out of four datasets, the amount of data increases by about two to three times. A notable exception is here the Laundromat-17 dataset. Despite having a comparably small vocabulary graph (less than 1% of data graph size), more than 640 billion additional types can be added. This means, after inference, about 160 times more types appear in the graph. The Laundromat-17 is the only dataset in our analysis, which is an aggregation of user uploaded datasets. In contrast, the other datasets are crawled from the Web using different strategies. It requires further insights to determine why there is a higher amount of RDF Schema rules regarding types in the Laundromat-17 dataset.

Moreover, the vocabulary graphs VG_{RDFS} concise only a small fraction of the data graph, thus, allowing a compact representation of RDF Schema information. In our analysis, we found that for larger datasets, the size decreases compared to the dataset size. Therefore, it appears practical to add inferrable information outside of the structural graph summary for large semantic graphs, i. e., store structural graph summary and vocabulary graph separately. One should also note that the structural graph summary is designed to be magnitudes smaller than the original graph.

It remains to be evaluated, if the graph summaries grow by the same factor as the dataset, when RDF Schema inference is used. In a previous work, we compared the size of one graph summary with and without inference [6]. For the structural graph summary that extends SchemEX with RDF Schema and `owl:sameAs`, we have found a notably smaller increase in size. For the TimBL-11 dataset, the structural graph summaries increase on average by a factor of 1.2 (instead of 3.3) and for the DyLDO-12 dataset, the structural graph summaries increase on average by factor of 1.5 (instead of 2.2). Thus, the size of the structural graph summaries does not necessarily grow by the same factor as the data graph grows. But, we assume that the increase factor of the data graph defines an upper bound of the increase factor of the semantic structural graph summary.

7. Conclusion

We have presented FLUID, the formal model to define (semantic) structural graph summaries. We defined FLUID’s building blocks, i. e., four schema elements and six parameterizations, and demonstrated that they are sufficient to define existing (semantic) structural graph summaries and beyond. Furthermore, we presented our FLUID language, which can be used to define, implement, and evaluate structural graph summaries. Moreover, we showed that, on average, graph summaries defined with FLUID can be computed in $\Theta(n)$ w.r.t. n the number of edges in the data graph regarding both, space and time complexity.

Expressing (semantic) structural graph summaries with only a handful elements and parameterizations in the FLUID language allowed us to implement a common framework to compute (semantic) structural graph

summaries. This framework takes as input a data graph and a graph summary defined using the FLUID language and returns the computed structural graph summary as output. We made the FLUID framework available under an open source license⁴. This way, extensions of FLUID in the future are possible.

For example, a future extension may be to develop a parallel algorithm, which could further boost the performance. Finally, while FLUID computes exact structural graph summaries, it does not cover the category of schema induction using statistical approaches like frequent pattern mining [43]. Structural graph summaries defined with FLUID are designed to take all patterns into account, not only frequent ones. However, also frequent pattern mining could be integrated in the future.

Acknowledgments

This research was co-financed by the EU H2020 project MOVING (<http://www.moving-project.eu/>) under contract no 693092.

References

- [1] A. Hogan, E. Blomqvist, M. Cochez, C. d’Amato, G. de Melo, C. Gutierrez, J. E. L. Gayo, S. Kirrane, S. Neumaier, A. Polleres, R. Navigli, A. N. Ngomo, S. M. Rashid, A. Rula, L. Schmelzeisen, J. F. Sequeda, S. Staab, A. Zimmermann, Knowledge graphs, CoRR abs/2003.02320. [arXiv:2003.02320](https://arxiv.org/abs/2003.02320).
URL <https://arxiv.org/abs/2003.02320>
- [2] Y. Liu, T. Safavi, A. Dighe, D. Koutra, Graph summarization methods and applications: A survey, *ACM Comput. Surv.* 51 (3) (2018) 62:1–62:34.
URL <https://doi.org/10.1145/3186727>
- [3] A. Bonifati, S. Dumbrova, H. Kondylakis, Graph summarization, CoRR abs/2004.14794. [arXiv:2004.14794](https://arxiv.org/abs/2004.14794).
- [4] A. Khan, S. S. Bhowmick, F. Bonchi, Summarizing static and dynamic big graphs, *Proc. VLDB Endow.* 10 (12) (2017) 1981–1984. doi:10.14778/3137765.3137825.
URL <http://www.vldb.org/pvldb/vol10/p1981-khan.pdf>
- [5] S. Cebiric, F. Goasdoué, I. Manolescu, Query-oriented summarization of RDF graphs, *PVLDB* 8 (12) (2015) 2012–2015.
URL <http://www.vldb.org/pvldb/vol8/p2012-cebiric.pdf>
- [6] T. Blume, A. Scherp, Indexing data on the web: A comparison of schema-level indices for data search, in: *Proceedings of Database and Expert Systems Applications- 31th International Conference, DEXA, Springer, 2020*.
- [7] S. Cebiric, F. Goasdoué, H. Kondylakis, D. Kotzinos, I. Manolescu, G. Troullinou, M. Zneika, Summarizing semantic graphs: a survey, *VLDB J.* 28 (3) (2019) 295–327.
URL <https://doi.org/10.1007/s00778-018-0528-3>
- [8] B. Spahiu, R. Porrini, M. Palmonari, A. Rula, A. Maurino, ABSTAT: ontology-driven linked data summaries with pattern minimalization, in: *ESWC Satellite Events, Revised Selected Papers, Vol. 9989 of Lecture Notes in Computer Science, 2016*, pp. 381–395.
URL https://doi.org/10.1007/978-3-319-47602-5_51
- [9] M. Konrath, T. Gottron, S. Staab, A. Scherp, SchemEX - efficient construction of a data catalogue by stream-based indexing of linked data, *J. Web Semant.* 16 (2012) 52–58.
- [10] M. Arias, J. D. Fernández, M. A. Martínez-Prieto, P. de la Fuente, An empirical study of real-world SPARQL queries, CoRR abs/1103.5043.
URL <http://arxiv.org/abs/1103.5043>
- [11] S. Campinas, T. Perry, D. Ceccarelli, R. Delbru, G. Tummarello, Introducing RDF graph summary with application to assisted SPARQL formulation, in: A. Hameurlain, A. M. Tjoa, R. R. Wagner (Eds.), *23rd International Workshop on Database and Expert Systems Applications, DEXA 2012, Vienna, Austria, September 3-7, 2012*, IEEE Computer Society, 2012, pp. 261–266.
URL <https://doi.org/10.1109/DEXA.2012.38>
- [12] T. Neumann, G. Moerkotte, Characteristic sets: Accurate cardinality estimation for RDF queries with multiple joins, in: *Proc. ICDE 2011, IEEE, 2011*, pp. 984–994.
- [13] M. Ciglan, K. Nørsvåg, L. Hluchý, The SemSets model for ad-hoc semantic list search, in: *Proc. WWW ’12, ACM, 2012*, pp. 131–140.
- [14] F. Benedetti, S. Bergamaschi, L. Po, Exposing the underlying schema of LOD sources, in: *Joint IEEE/WIC/ACM WI and IAT, IEEE Computer Society, 2015*, pp. 301–304.
URL <https://doi.org/10.1109/WI-IAT.2015.99>
- [15] N. Mihindukulasooriya, M. Poveda-Villalón, R. García-Castro, A. Gómez-Pérez, Loupe - an online tool for inspecting datasets in the Linked Data cloud, in: *ISWC (Posters & Demos), Vol. 1486 of CEUR Workshop Proceedings, CEUR-WS.org, 2015*.
URL http://ceur-ws.org/Vol-1486/paper_113.pdf

⁴<https://github.com/t-blume/fluid-framework>

- [16] J. Schaible, T. Gottron, A. Scherp, TermPicker: Enabling the reuse of vocabulary terms by exploiting data from the Linked Open Data cloud, in: *ESWC*, Vol. 9678 of *Lecture Notes in Computer Science*, Springer, 2016, pp. 101–117.
URL https://doi.org/10.1007/978-3-319-34129-3_7
- [17] F. Goasdoué, P. Guzewicz, I. Manolescu, Incremental structural summarization of RDF graphs, in: *Proc. EDBT 2019*, *OpenProceedings.org*, 2019, pp. 566–569.
- [18] T. Tran, G. Ladwig, S. Rudolph, Managing structured and semi-structured RDF data using structure indexes, *TKDE* 25 (9) (2013) 2076–2089.
URL doi.org/10.1109/TKDE.2012.134
- [19] R. Kaushik, P. Shenoy, P. Bohannon, E. Gudes, Exploiting local similarity for indexing paths in graph-structured data, in: R. Agrawal, K. R. Dittrich (Eds.), *Proceedings of the 18th International Conference on Data Engineering*, San Jose, CA, USA, February 26 - March 1, 2002, *IEEE Computer Society*, 2002, pp. 129–140.
URL <https://doi.org/10.1109/ICDE.2002.994703>
- [20] T. Milo, D. Suci, Index structures for path expressions, in: C. Beeri, P. Buneman (Eds.), *Database Theory - ICDT '99*, 7th International Conference, Jerusalem, Israel, January 10-12, 1999, *Proceedings.*, Vol. 1540 of *Lecture Notes in Computer Science*, Springer, 1999, pp. 277–295.
URL https://doi.org/10.1007/3-540-49257-7_18
- [21] M. P. Consens, V. Fionda, S. Khatchadourian, G. Pirrò, S+epps: Construct and explore bisimulation summaries, plus optimize navigational queries; all on existing SPARQL systems, *PVLDB* 8 (12) (2015) 2028–2031.
URL <http://www.vldb.org/pvldb/vol8/p2028-consens.pdf>
- [22] A. Schätzle, A. Neu, G. Lausen, M. Przyjaciół-Zablocki, Large-scale bisimulation of RDF graphs, in: R. D. Virgilio, F. Giunchiglia, L. Tanca (Eds.), *Proceedings of the Fifth Workshop on Semantic Web Information Management, SWIM@SIGMOD Conference 2013*, New York, NY, USA, June 23, 2013, *ACM*, 2013, pp. 1:1–1:8.
URL <https://doi.org/10.1145/2484712.2484713>
- [23] E. Pietriga, H. Gözükán, C. Appert, M. Destandau, Š. Čebiric, F. Goasdoué, I. Manolescu, Browsing linked data catalogs with LODAtlas, in: *Proc. ISWC 2018*, Vol. 11137 of *LNCS*, Springer, 2018, pp. 137–153.
- [24] T. Gottron, A. Scherp, B. Kraye, A. Peters, Lodatio: using a schema-level index to support users infinding relevant sources of linked data, in: V. R. Benjamins, M. d’Aquin, A. Gordon (Eds.), *Proceedings of the 7th International Conference on Knowledge Capture, K-CAP 2013*, Banff, Canada, June 23-26, 2013, *ACM*, 2013, pp. 105–108. doi:10.1145/2479832.2479841.
URL <https://doi.org/10.1145/2479832.2479841>
- [25] T. Blume, A. Scherp, Towards flexible indices for distributed graph data: The formal schema-level index model FLuID, in: *30th GI-Workshop on Foundations of Databases*, *CEUR Workshop Proceedings*, *CEUR-WS.org*, 2018, pp. 23–28.
URL https://dbs.cs.uni-duesseldorf.de/gvdb2018/wp-content/uploads/2018/05/GvDB2018_paper_4.pdf
- [26] D. Tomaszuk, RDF data in property graph model, in: E. Garoufallou, I. S. Coll, A. Stellato, J. Greenberg (Eds.), *Metadata and Semantics Research - 10th International Conference, MTSR 2016*, Göttingen, Germany, November 22-25, 2016, *Proceedings*, Vol. 672 of *Communications in Computer and Information Science*, 2016, pp. 104–115. doi:10.1007/978-3-319-49157-8_9.
URL https://doi.org/10.1007/978-3-319-49157-8_9
- [27] R. Cyganiak, D. Wood, M. Lanthaler, Rdf 1.1 concepts and abstract syntax, <http://www.w3.org/TR/2014/REC-rdf11-concepts-20140225> (2014).
- [28] M. Dürst, M. Suignard, RFC 3987 internationalized resource identifiers (iris), <https://www.ietf.org/rfc/rfc3987.txt> (2005).
- [29] P. J. Hayes, P. F. Patel-Schneider, Rdf 1.1 semantics, <http://www.w3.org/TR/2014/REC-rdf11-mt-20140225/> (2014).
- [30] A. Harth, J. Umbrich, A. Hogan, S. Decker, YARS2: A federated repository for querying graph structured data from the web, in: *ISWC + ASWC*, Vol. 4825 of *Lecture Notes in Computer Science*, Springer, 2007, pp. 211–224. doi:10.1007/978-3-540-76298-0_16.
URL https://doi.org/10.1007/978-3-540-76298-0_16
- [31] G. Carothers, Rdf 1.1 n-quads, <http://www.w3.org/TR/2014/REC-n-quads-20140225/> (2014).
- [32] European Mathematical Society, Equivalence relation (2014).
URL http://www.encyclopediaofmath.org/index.php?title=Equivalence_relation&oldid=35990
- [33] F. Benedetti, S. Bergamaschi, L. Po, Online index extraction from linked open data sources, in: *LD4IE*, Vol. 1267 of *CEUR Workshop Proceedings*, *CEUR-WS.org*, 2014, pp. 9–20.
URL <http://ceur-ws.org/Vol-1267/LD4IE2014.Benedetti.pdf>
- [34] D. Sangiorgi, On the origins of bisimulation and coinduction, *ACM Trans. Program. Lang. Syst.* 31 (4) (2009) 15:1–15:41.
URL <https://doi.org/10.1145/1516507.1516510>
- [35] Y. Luo, G. H. L. Fletcher, J. Hidders, Y. Wu, P. D. Bra, External memory k-bisimulation reduction of big graphs, in: Q. He, A. Iyengar, W. Nejdl, J. Pei, R. Rastogi (Eds.), *22nd ACM International Conference on Information and Knowledge Management, CIKM'13*, San Francisco, CA, USA, October 27 - November 1, 2013, *ACM*, 2013, pp. 919–928.
URL <https://doi.org/10.1145/2505515.2505752>
- [36] C. Qun, A. Lim, K. W. Ong, D(k)-index: An adaptive structural summary for graph-structured data, in: A. Y. Halevy, Z. G. Ives, A. Doan (Eds.), *Proceedings of the 2003 ACM SIGMOD International Conference on Management of Data*, San Diego, California, USA, June 9-12, 2003, *ACM*, 2003, pp. 134–144.
URL <https://doi.org/10.1145/872757.872776>
- [37] Y. Luo, G. H. L. Fletcher, J. Hidders, Y. Wu, P. D. Bra, External memory k-bisimulation reduction of big graphs, in: *CIKM*, *ACM*, 2013, pp. 919–928.
URL <https://doi.org/10.1145/2505515.2505752>

- [38] R. E. Tarjan, J. van Leeuwen, Worst-case analysis of set union algorithms, *J. ACM* 31 (2) (1984) 245–281.
URL <http://doi.acm.org/10.1145/62.2160>
- [39] Š. Čebirić, F. Goasdoué, P. Guzewicz, I. Manolescu, Compact summaries of rich heterogeneous graphs, *Tech. Rep. [Research Report] RR-8920* (2018).
URL <https://hal-agrosup-dijon.archives-ouvertes.fr/X-DEP-INFO/hal-01325900v6>
- [40] T. Käfer, A. Abdelrahman, J. Umbrich, P. O’Byrne, A. Hogan, Observing linked data dynamics, in: *ESWC*, Vol. 7882 of *Lecture Notes in Computer Science*, Springer, 2013, pp. 213–227.
URL doi.org/10.1007/978-3-642-38288-8_15
- [41] J.-M. Herrera, A. Hogan, T. Käfer, BTC-2019: The 2019 billion triple challenge dataset, in: *Proceedings of the 18th International Semantic Web Conference (ISWC)*, Auckland, New Zealand, October 26–30, 2019 (Resources track), ACM, 2019.
URL <http://aidanhogan.com/docs/btc2019.pdf>
- [42] L. Rietveld, W. Beek, R. Hoekstra, S. Schlobach, Meta-data for a lot of LOD, *Semantic Web* 8 (6) (2017) 1067–1080.
URL <https://doi.org/10.3233/SW-170256>
- [43] J. Völker, M. Niepert, Statistical schema induction, in: G. Antoniou, M. Grobelnik, E. P. B. Simperl, B. Parsia, D. Plexousakis, P. D. Leenheer, J. Z. Pan (Eds.), *The Semantic Web: Research and Applications - 8th Extended Semantic Web Conference, ESWC 2011, Heraklion, Crete, Greece, May 29-June 2, 2011, Proceedings, Part I*, Vol. 6643 of *Lecture Notes in Computer Science*, Springer, 2011, pp. 124–138.
URL https://doi.org/10.1007/978-3-642-21034-1_9