

Path Length Bounds for Gradient Descent and Flow

Chirag Gupta¹, Sivaraman Balakrishnan² and Aaditya Ramdas^{1,2}

Machine Learning Department¹

Department of Statistics and Data Science²

Carnegie Mellon University

chiragg@andrew.cmu.edu, {siva,aramdas}@stat.cmu.edu

December 2, 2021

Abstract

We provide path length bounds on gradient descent (GD) and flow (GF) curves for various classes of smooth convex and nonconvex functions. We make six distinct contributions: (a) we prove a meta-theorem that if the iterates of GD exhibit linear convergence towards an optimal set, then its path length is upper bounded by the distance to the optimal set multiplied by a function of the rate of convergence, (b) under the Polyak-Łojasiewicz (PL) condition (a generalization of strong convexity that allows for certain nonconvex functions), we show that the aforementioned multiplicative factor is at most $\sqrt{\kappa}$, where κ denotes the condition number of the function, (c) we show an $\tilde{\Omega}(\sqrt{d} \wedge \kappa^{1/4})$, times the length of the direct path, lower bound on the worst-case path length for PL functions, (d) for the special case of quadratics, we show that the bound is $\Theta(\min\{\sqrt{d}, \sqrt{\log \kappa}\})$ and in some cases can be independent of κ , (e) under the weaker assumption of just convexity, where there is no natural notion of a condition number, we prove that the path length can be at most $2^{4d \log d}$ times the length of the direct path, (f) finally, for separable quasiconvex (QC) functions the path length is both upper and lower bounded by $\Theta(\sqrt{d})$ times the length of the direct path.

1 Introduction

Consider the (unconstrained) optimization problem of minimizing an objective function $f : \mathbb{R}^d \rightarrow \mathbb{R}$. In this work, we analyze the path length exhibited by the sequence of iterates formed by an optimization algorithm. Suppose the set of global minimizers of f is $\mathbf{X}^* := \arg \min f(\mathbf{x})$. A minimization path, roughly, is a path of iterates that ends in a global minimizer. Formally, we denote a minimization path by, $g : S \rightarrow \mathbb{R}^d$, where $S \in \{\mathbb{R}_0^+, \mathbb{N}_0\}$ such that $\lim_{s \rightarrow \infty} g(s) \in \mathbf{X}^*$. When $S = \mathbb{R}_0^+$, we call this the continuous time setting, and denote a variable in the domain S by t , to be thought of as time. On the other hand the case when $S = \mathbb{N}_0$ corresponds to the discrete time setting, and we denote a variable in S by k , to be thought of as an iterate count. In both cases, we use to \mathbf{x}_s to denote $g(s)$. Iterative optimization techniques construct this mapping g using local update rules based on the gradient of f at \mathbf{x}_s , starting at some initial point \mathbf{x}_0 . If f is differentiable, one such update rule takes the form of an ordinary differential equation (ODE):

$$\text{Gradient flow (GF):} \quad \dot{\mathbf{x}}_t = -\nabla f(\mathbf{x}_t). \quad (1)$$

A forward Euler discretization of the above ODE with a fixed step-size η yields

$$\text{Gradient descent (GD):} \quad \mathbf{x}_{k+1} = \mathbf{x}_k - \eta \nabla f(\mathbf{x}_k). \quad (2)$$

In this paper, we bound the path lengths of the aforementioned update rules:

$$\text{(continuous)} \quad \zeta(f, \mathbf{x}_0) := \int_0^\infty \|\dot{\mathbf{x}}_t\|_2 dt = \int_0^\infty \|\nabla f(\mathbf{x}_t)\|_2 dt. \quad (3a)$$

$$\text{(discrete)} \quad \zeta_\eta(f, \mathbf{x}_0) := \sum_{k=0}^\infty \|\mathbf{x}_k - \mathbf{x}_{k+1}\|_2 = \sum_{k=0}^\infty \|\eta \nabla f(\mathbf{x}_k)\|_2. \quad (3b)$$

In each of our settings, we give upper bounds on the path length that show that the above integrals and sums are finite. The terms *path* and *curve* will be used interchangeably in this paper. The path length of a GD and GF curve depends strongly on the smoothness and curvature assumptions made on the underlying function, which we introduce next.

1.1 Notation and assumptions

Throughout this paper, we assume that the objective function f is continuously differentiable on \mathbb{R}^d , and that the minimum of the function f is achieved by at least one point \mathbf{x}^* with $\|\mathbf{x}^*\|_2 < \infty$. Denote the minimum value of the objective as

$$f^* := \min_{\mathbf{x} \in \mathbb{R}^d} f(\mathbf{x}) = f(\mathbf{x}^*),$$

and the set of all minimizers as $\mathbf{X}^* := \{\mathbf{x} \in \mathbb{R}^d : f(\mathbf{x}) = f^*\}$. By first order optimality, $\nabla f(\mathbf{x}^*) = 0$ is a necessary (but not sufficient) condition for \mathbf{x}^* to be an element of \mathbf{X}^* . Under the standard curvature assumptions that we consider later in this paper \mathbf{X}^* will be a convex set. Note that \mathbf{X}^* is closed since f is continuous. Hence the projection of the initial point \mathbf{x}_0 on the optimal set \mathbf{X}^* is uniquely defined. We denote this projection as $\Pi_{\mathbf{X}^*}(\mathbf{x}_0)$. We then denote the minimum distance between the initialization point \mathbf{x}_0 and the optimal set \mathbf{X}^* as

$$\text{dist}(\mathbf{x}_0, \mathbf{X}^*) := \min_{\mathbf{x}^* \in \mathbf{X}^*} \|\mathbf{x}_0 - \mathbf{x}^*\|_2 = \|\mathbf{x}_0 - \Pi_{\mathbf{X}^*}(\mathbf{x}_0)\|_2,$$

which is finite since $\text{dist}(\mathbf{x}_0, \mathbf{X}^*) \leq \text{dist}(\mathbf{x}_0, \mathbf{x}^*) < \infty$. Many of our path length guarantees are a product of $\text{dist}(\mathbf{x}_0, \mathbf{X}^*)$ and factors that depend on properties of the function or the dimension d . When we write path length bounds using $\mathcal{O}(\cdot)$ or $\Omega(\cdot)$ notation, we absorb the factor $\text{dist}(\mathbf{x}_0, \mathbf{X}^*)$ as a constant.

Additionally, we need to make smoothness and curvature assumptions on f to obtain path length guarantees. Whenever an assumption is made, it is explicitly mentioned in the theorem.

Definition 1. (Lipschitz Gradients (LG)). For all $\mathbf{x}, \mathbf{y} \in \mathbb{R}^d$ and some $L > 0$,

$$\|\nabla f(\mathbf{x}) - \nabla f(\mathbf{y})\|_2 \leq L \|\mathbf{x} - \mathbf{y}\|_2.$$

The above condition immediately implies that $f(\mathbf{y}) - f(\mathbf{x}) \leq \frac{L}{2} \|\mathbf{y} - \mathbf{x}\|_2^2$.

| Theorem | Function class | Bound on path length of GD and GF |
|-------------|--|---|
| Theorem 2.1 | LG, $\text{dist}(\mathbf{x}^+, \mathbf{X}^*) \leq (1-c) \text{dist}(\mathbf{x}, \mathbf{X}^*)$ | $\zeta \leq (1/c) \text{dist}(\mathbf{x}_0, \mathbf{X}^*)$ |
| Theorem 2.3 | PL, LG | $\zeta \leq (2\sqrt{\kappa}) \text{dist}(\mathbf{x}_0, \mathbf{X}^*)$ |
| Theorem 2.4 | Quadratic objective | $\zeta \lesssim \min\{\sqrt{d}, \sqrt{\log \kappa}\} \text{dist}(\mathbf{x}_0, \mathbf{X}^*)$ |
| Theorem 3.2 | Convexity, LG | $\zeta \leq 2^{4d \log d} \ \mathbf{x}_0 - \mathbf{x}_\infty\ _2$ |
| Theorem 3.3 | QC, LG, separability | $\zeta \leq \sqrt{d} \text{dist}(\mathbf{x}_0, \mathbf{X}^*)$ |
| Theorem 4.1 | PL, LG | $\zeta \gtrsim \min\{\kappa^{1/4}, \sqrt{d}\} \text{dist}(\mathbf{x}_0, \mathbf{X}^*)$ |
| Theorem 4.2 | Quadratic objective | $\zeta \gtrsim \min\{\sqrt{d}, \sqrt{\log \kappa}\} \text{dist}(\mathbf{x}_0, \mathbf{X}^*)$ |
| Theorem 4.2 | QC, LG, separability | $\zeta \geq 0.5\sqrt{d} \text{dist}(\mathbf{x}_0, \mathbf{X}^*)$ |

Table 1: Summary of all path length bounds for GF and GD (with appropriate step-sizes).

Definition 2. (Polyak-Łojasiewicz condition (PL)). For all $\mathbf{x} \in \mathbb{R}^d$, and some $\mu > 0$,

$$\|\nabla f(\mathbf{x})\|_2^2 \geq 2\mu(f(\mathbf{x}) - f^*).$$

The above condition implies that $f(\mathbf{x}) - f^* \geq \frac{\mu}{2} \text{dist}^2(\mathbf{x}, \mathbf{X}^*)$ (see Karimi et al. [22]), and hence also that $\|\nabla f(\mathbf{x})\| \geq \mu \cdot \text{dist}(\mathbf{x}, \mathbf{X}^*)$.

PL is a generalization of the standard strong convexity assumption that for all $\mathbf{x}, \mathbf{y} \in \mathbb{R}^d$

$$f(\mathbf{y}) \leq f(\mathbf{x}) + \langle \nabla f(\mathbf{x}), \mathbf{y} - \mathbf{x} \rangle + \frac{\mu}{2} \|\mathbf{y} - \mathbf{x}\|_2^2,$$

in the sense that μ -strongly convex functions are also μ -PL. However, there are nonconvex functions that satisfy PL and these functions arise naturally in several machine learning optimization problems [3, 26, 27, 31].

Definition 3 (Condition number). For a μ -PL function f with L -Lipschitz gradients, we define the condition number κ as L/μ .

Convex quadratic objective functions satisfy PL, and the κ here turns out to be the ratio of the largest and smallest non-zero singular values of the Hessian.

Table 1 summarizes our results in these various settings. Figure 1 shows the containment relationships between various conditions introduced here (these are standard known facts). Before discussing the results in each of these settings in detail, we discuss motivation and background for the problem of computing path length bounds.

1.2 Problem motivation

Our interest in bounding the path length of GD and GF curves stems from the following important motivations.

Trajectory analysis. Classical studies on the convergence rates of optimization algorithms assume global properties about the loss function such as convexity. These assumptions often do not hold in practice. On the generalization front, classical guarantees break down when the

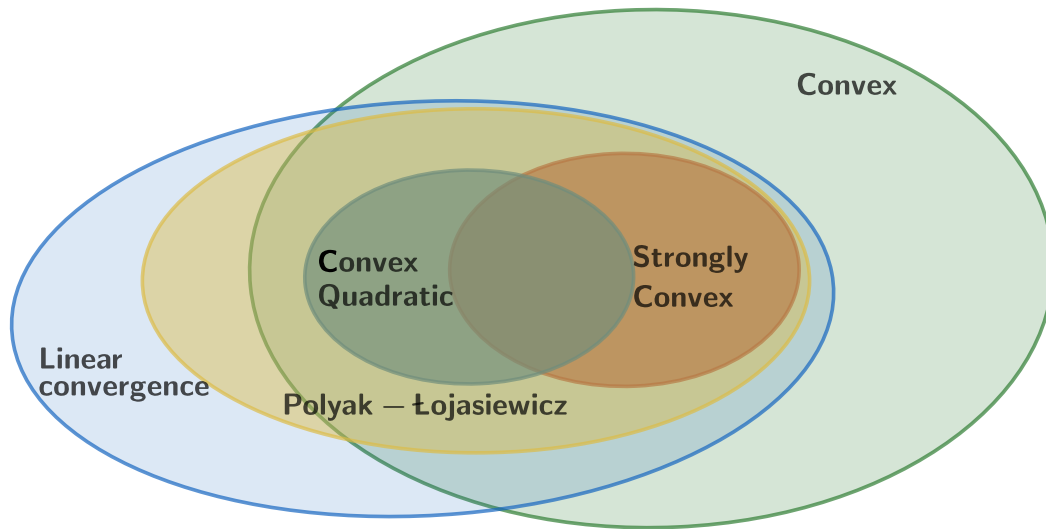


Figure 1: Venn diagram showing different function classes and their relationships. Linear convergence is defined in Definition 4. The quadratic losses we consider may have Hessians with zero singular values, in which case the loss is not strongly convex.

capacity of the model is comparable or larger than the number of data-points. Yet simple gradient descent based algorithms perform surprisingly well in modern ML applications (notably deep neural networks), that are both over-parameterized and highly nonconvex. Some recent approaches bridge this gap by characterizing properties specific to the trajectory or curve of GD/SGD iterates [18, 23, 24, 27]. In this work, we study path length bounds as independent interesting objects. The belief is that short paths qualitatively imply stability of the algorithm, which in turn may help us understand its convergence and statistical properties.

Convergence and generalization for deep neural networks. As an illustration of the previous point, some recent papers have provided the first known convergence and generalization guarantees for deep neural networks, using implicit path length bounds as one of the key ingredients [1, 14, 15, 28, 31]. The proof technique can broadly be summarized in the following three steps:

1. at initialization, the Gram matrix is positive definite (function is locally strongly convex) due to overparameterization;
2. during optimization the parameters don't move too much because of a path length bound;
3. this fact ensures that the gram matrix continues to remain positive definite throughout optimization, and hence we have fast convergence.

Related fundamental problems. Finally, we note other related bodies of literature where path length bounds have been considered. Bounds on the ℓ_1 path length of lasso and

forward stagewise regression have been studied [20]. Recently, for adversarial bandits, it has been observed that improved data-adaptive regret bounds can be given that depend on the total path length of the observed losses at each step [8, 33]. An online learning problem that has gained interest recently is nested convex body chasing [2, 4, 7]. This problem has several interesting practical applications as discussed by Chen et al. [9]. Since the level sets of convex functions are nested convex sets, the problem of path length bounds for convex objectives is closely related to this problem.

1.3 Technical background

The problem of computing lengths of GF paths of quasiconvex functions was first considered by Manselli and Pucci [25]. Their analysis is via a reduction to Lipschitz continuous curves (meaning that the path $map\ g : \mathbb{R} \rightarrow \mathbb{R}^d$ is Lipschitz continuous) that exhibit the self-contracted property (see Definition 6). Under an a priori assumption that the GF curve has finite length, they prove that the length can be at most $2^{\mathcal{O}(d \log d)}$. Daniilidis et al. [11, Corollary 2.4] show that the finiteness assumption can be dispensed. Further while Manselli and Pucci require the GF curve to be smooth, Daniilidis et al. provide a new analysis that includes non-smooth self-contracted paths (with a weaker 2^{10d^2} bound). This fact enables us to extend the analysis from GF curves to GD curves in the convex+LG case (Theorem 3.2), leading to the first bound in this setting. Path length bounds for self-contracted paths have been studied more generally in non-Euclidean settings [12, 32]. It has also been shown that self-contracted paths that satisfy certain smoothness properties must be GF paths of convex functions [16]. The papers in this line of work use geometric properties of self-contracted paths without referencing the specifics of the GF dynamics.

While these papers are concerned about fundamental questions about GF paths under the mild assumption of quasiconvexity, we know that quasiconvexity, or even convexity, is not enough to obtain the fast convergence rates that optimization algorithms exhibit empirically in many machine learning settings. Indeed, we may hope for path length bounds that are potentially independent of d when strong assumptions such as strong convexity or PL hold. Bolte et al. [5] showed that a dimension independent path length bound holds for GF curves whenever f satisfies a Kurdyka-Łojasiewicz (KL) condition. In the setting of our interest, we note that the KL condition is satisfied for PL and convex quadratic functions. Their result leads to the best known bound for PL functions (as reproduced in Section 2.2). However, for quadratic objective functions, we prove an exponential improvement (Section 2.3). Thus, although the KL condition holds very generally (in particular for all real-analytic functions), it is unclear whether an all-purpose KL dependent bound is tight. We shed light on this problem by proving lower bounds for quadratic (Section 4.2) and PL (Section 4.1) functions. In the more ML-oriented framework, Oymak and Soltanolkotabi [27] analyze GD and SGD path lengths for non-linear least square objectives, under spectral assumptions on the Jacobian of the non-linear mapping. They also show a bound under the PL assumption for GD which is identical to the GF bound of Bolte et al. [5].

1.4 Organization

The rest of the paper is organized as follows:

1. In Section 2.1, we provide a general purpose path length bound for GD curves that can be applied under any set of curvature conditions as long as linear convergence is known.
2. In Section 2.2 we reproduce path length bounds for GD and GF curves of PL functions. In Section 4.1, we present a worst case lower bound in the same setting.
3. In Section 2.3, we provide the tightest known path length bound for GD or GF curves of convex quadratic objective functions (potentially overparameterized). In Section 4.2, we show that the bound is tight by providing a matching lower bound construction.
4. In Section 3 we derive explicit dimension dependent path length bounds for quasiconvex functions (GF) and convex functions (GD and GF). This leads to the first known bounds for GD curves in this setting.

Table 1 summarizes the results in this paper. All bounds in this paper are true for both GD and GF curves. We note that the proofs in the GF case are significantly more straightforward, but lead to conclusions that continue to hold in the GD case (with appropriate step-size restrictions). Finally, we note that the smoothness and curvature assumptions we make are global. However, since they imply that the iterates always stay within a ball, we can always restrict these assumptions to that ball (see for instance [27]).

2 Dimension independent path length bounds

In this section, we provide dimension independent bounds on GD and GF paths. All the bounds in this section hold for functions for which GD and GF exhibit fast linear convergence towards the optimal set. In particular we discuss PL objectives, strongly convex objectives, and convex quadratic objectives. More generally if the function does not belong to one of the aforementioned function classes, but linear convergence (in parameter value) is known to hold, we can prove path length bounds that depend on the constant of convergence. We first prove this meta-theorem and then discuss specific function classes (where the meta-theorem bound can be improved).

2.1 A general bound under linear convergence

Linear convergence can be defined for any discrete-time iterative update rule $\mathbf{x} \rightarrow \mathbf{x}^+$ (for example the GD update rule would be: $\mathbf{x}^+ = \mathbf{x} - \eta \nabla f(\mathbf{x})$) or any continuous-time dynamics $\{\mathbf{x}_t\}_{t \geq 0}$ (for example the GF dynamics is given by the ODE: $\dot{\mathbf{x}} = -\nabla f(\mathbf{x})$).

Definition 4 (Linear convergence). Linear convergence holds if there exists a fixed $c \in (0, 1)$ and $A \geq 0$, such that for every initial point $\mathbf{x}_0 \in \mathbb{R}^d$ and any $s \geq 0$,

$$\text{dist}(\mathbf{x}_s, \mathbf{X}^*) \leq A(1 - c)^s \text{dist}(\mathbf{x}_0, \mathbf{X}^*). \quad (4)$$

Definition 4 is both for discrete and continuous update rules. In the discrete case, we have $s \in \mathbb{N}_0$ and in the continuous case we have $s \in \mathbb{R}_0$. Linear convergence is known for GD (with appropriate step-size) if the function is convex quadratic or strongly convex with $A = 1$ and $c = 1/\kappa$. For PL functions we have such a linear convergence result in function

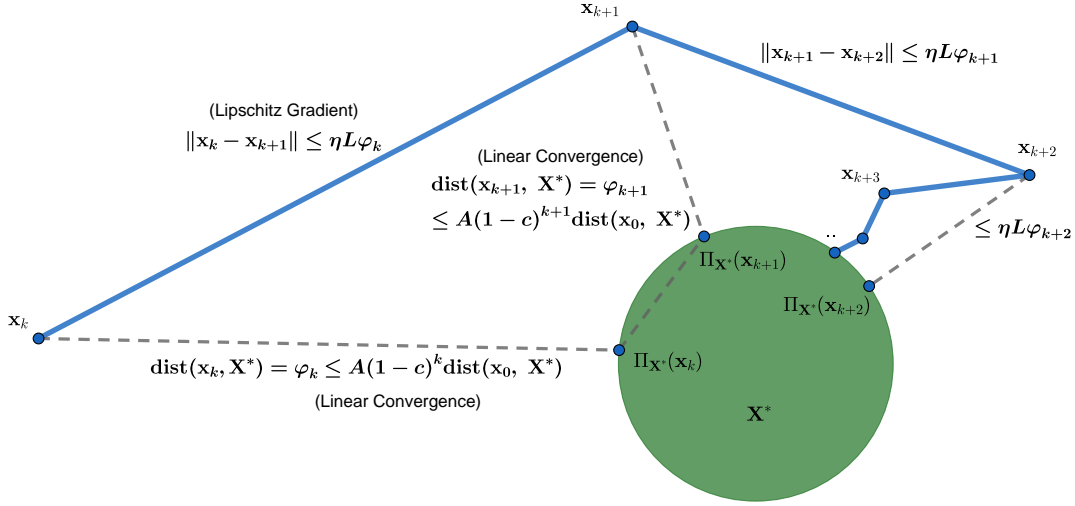


Figure 2: Path length bound under linear convergence. The GD curve is shown with solid blue lines. The inequalities in bold upper bound individual terms in the path length sum, as noted in Equation (7).

value instead of distance to the optimal set with $A = 1$ and $c = 1/\kappa$ [22, Theorem 1]. Using the LG condition and a quadratic growth result due to Karimi et al. [22, Theorem 2] this convergence in function value can be converted to parametric linear convergence in the sense of Definition 4 with $A = \kappa$ and $c = 1/\kappa$. All of these convergence results are also known for GF with $c = 1 - e^{-\mu}$ in each case. GD is also known to be linearly convergent when performing maximum likelihood estimation in logistic regression with unseparable data [17, Theorem 3.3]. In the theorem to follow, we guarantee a path length bound in each of these settings.

Theorem 2.1. *If the GF update rule exhibits linear convergence for an L -Lipschitz function f , then its path length is bounded as:*

$$\zeta \leq (AL/\log(1/(1-c))) \text{dist}(\mathbf{x}_0, X^*), \quad (5)$$

and if the GD iterates exhibit linear convergence for some step-size η , then its path length is bounded as:

$$\zeta_\eta \leq (\eta AL/c) \text{dist}(\mathbf{x}_0, X^*). \quad (6)$$

Proof sketch. The detailed proof of a more general result can be found in Theorem A.1, Appendix A. As a consequence of linear convergence, as the distance to the optimal set decreases geometrically, so does the contribution of consecutive iterates to the path. As illustrated in Figure 2, we then have the bound

$$\zeta_\eta \leq \text{dist}(\mathbf{x}_0, X^*) (\eta AL + (1-c)\eta AL + (1-c)^2\eta AL + \dots) = (\eta AL/c) \text{dist}(\mathbf{x}_0, X^*), \quad (7)$$

which proves claim (6). \square

Remark 1. Variants of the above theorem can be derived that allow us to obtain interesting results in more general settings (see Theorem A.1 in Appendix A for details):

- (a) The theorem is true if linear convergence holds with respect to any convex set that satisfies first-order optimality, instead of the globally optimal set \mathbf{X}^* .
- (b) The result can be extended to projected gradient descent as long as the optimum value in the constraint set satisfies $\nabla f(\mathbf{x}^*) = 0$.

Note that for μ -strongly convex functions, if $\eta \leq 1/L$ it is a standard result that linear convergence holds with $A = 1$ and $c = \eta\mu$. This leads to the bound $\zeta_\eta \leq \kappa \|\mathbf{x}_0 - \mathbf{x}^*\|_2$. However, this is not tight. In Section 2.2, following the work of Oymak and Soltanolkotabi [27], and Bolte et al. [5], we show that in fact the κ bound for μ -strongly convex functions can be improved to obtain a $\mathcal{O}(\sqrt{\kappa})$ bound with a weaker μ -PL assumption. In Section 2.3 we study a specific strongly convex problem, namely convex quadratic objective functions. In this case we show that the above bound can be drastically improved to $\mathcal{O}(\sqrt{\log(\kappa)})$.

Theorem 2.1 can be generalized to include any iterative update rule (not just GD), if Equation (4) holds with \mathbf{X}^* replaced by a fixed minimum point $\mathbf{x}^* \in \mathbf{X}^*$ (that is we have linear convergence to a single point \mathbf{x}^*).

Theorem 2.2. *Given any f , if the iterates for an update rule exhibit linear convergence to a fixed minimum \mathbf{x}^* , then their path length is bounded as:*

$$\zeta_\eta \leq ((2 - c)/c) \|\mathbf{x}_0 - \mathbf{x}^*\|_2. \quad (8)$$

Proof sketch. The detailed proof can be found in Appendix A (see Theorem A.2). Observe that

$$\|\mathbf{x}_k - \mathbf{x}_{k+1}\|_2 \leq \|\mathbf{x}_k - \mathbf{x}^*\|_2 + \|\mathbf{x}_{k+1} - \mathbf{x}^*\|_2 \leq (2 - c) \|\mathbf{x}_k - \mathbf{x}^*\|_2.$$

Consequently, we may bound the path length as:

$$\zeta_\eta \leq \|\mathbf{x}_0 - \mathbf{x}^*\|_2 ((2 - c) + (1 - c)(2 - c) + (1 - c)^2(2 - c) + \dots) = (2 - c) \|\mathbf{x}_0 - \mathbf{x}^*\|_2 / c,$$

as required. \square

This theorem applies to any algorithm that exhibits linear convergence. In particular, for Polyak's heavy ball method [29], under strong convexity and Lipschitz gradients, we can bound its path length as $\sqrt{\kappa} \|\mathbf{x}_0 - \mathbf{x}^*\|_2$ (see Corollary A.2.1 in the Appendix).

2.2 Path length under the PL condition is $\mathcal{O}(\sqrt{\kappa})$

The bound in the PL case can be improved by analyzing a particular potential/Lyapunov function:

$$\varepsilon_t = \sqrt{f(\mathbf{x}_t) - f^*}.$$

It can be shown by differentiating ε_t and applying the PL condition that,

$$-\dot{\varepsilon}_t \geq \sqrt{\frac{\mu}{2}} \|\nabla f(\mathbf{x}_t)\|_2.$$

Integrating the above with respect to t and using LG leads to the following theorem path length bound for GF curves (the GD bound also follows a similar approach).

Theorem 2.3. *For any μ -PL function f with L -Lipschitz gradients, the GF dynamics have a path length bounded as:*

$$\zeta \leq \sqrt{\kappa} \operatorname{dist}(\mathbf{x}_0, \mathbf{X}^*),$$

while the GD iterates with $\eta \leq 1/L$ have a path length bounded as: $\zeta_\eta \leq 2\sqrt{\kappa} \operatorname{dist}(\mathbf{x}_0, \mathbf{X}^)$.*

A detailed proof can be found in Appendix B. The GF version of this bound admits a more general statement for a larger class of functions, namely those that satisfy the Kurdyka-Łojasiewicz inequality [5]. Theorem 2.3 is a special case of this more general result. Oymak and Soltanolkotabi also reproduced the bound for GD curves [27, Theorem 5.1]. Although they obtain a tight path length bound in terms of $(f(\mathbf{x}_0) - f^*)$, they write a weak corollary for the path length bound in terms of $\operatorname{dist}(\mathbf{x}_0, \mathbf{X}^*)$. This leads to a $\mathcal{O}(\kappa)$ dependence instead of the $\mathcal{O}(\sqrt{\kappa})$ bound as we have shown.

2.3 Path length for convex quadratic objectives is $\mathcal{O}(\sqrt{\log \kappa})$

For convex quadratic objective functions we can explicitly write down the GD or GF iterates. This allows us to significantly improve the general linear convergence result. To make use of some standard notation, we write a general convex quadratic objective function as a linear regression problem specified by a matrix \mathbf{A} of dimensions $n \times d$, and an output vector $\mathbf{y} \in \mathbb{R}^n$. The objective is

$$f(\mathbf{x}) = \frac{1}{2n} \|\mathbf{y} - \mathbf{A}\mathbf{x}\|_2^2. \quad (9)$$

The columns of \mathbf{A} may be linearly dependent (which is necessarily true for the overparameterized setting, when $d > n$). In this case the solution set \mathbf{X}^* has more than one element. However, it is possible to show that both GF and GD converge to $\Pi_{\mathbf{X}^*}(\mathbf{x}_0)$, given by

$$\Pi_{\mathbf{X}^*}(\mathbf{x}_0) := (\mathbf{I}_{n \times n} - \mathbf{A}^T(\mathbf{A}^T)^\dagger)\mathbf{x}_0 + (\mathbf{A}^T\mathbf{A})^\dagger\mathbf{A}^T\mathbf{y},$$

where B^\dagger denotes the Moore-Penrose inverse of a matrix B . Note that if the columns of \mathbf{A} are linearly independent, $\mathbf{x}^* = \Pi_{\mathbf{X}^*}(\mathbf{x}_0) = (\mathbf{A}^T\mathbf{A})^{-1}\mathbf{A}^T\mathbf{y}$ is the standard least squares solution.

Define $\Sigma := (\mathbf{A}^T\mathbf{A})/n$. The GF curve can be computed in closed form as:

$$\mathbf{x}_t = \Pi_{\mathbf{X}^*}(\mathbf{x}_0) - \Sigma^\dagger \exp(-t\Sigma)\Sigma(\Pi_{\mathbf{X}^*}(\mathbf{x}_0) - \mathbf{x}_0), \quad (10)$$

so that $\mathbf{x}_\infty = \Pi_{\mathbf{X}^*}(\mathbf{x}_0)$. Σ is positive semidefinite. If \mathbf{A} has linearly dependent columns, Σ would be singular. In general, suppose the number of non-zero singular values of Σ is $d^+ \leq d$. Denote the non-zero singular values as $\sigma_1 \geq \sigma_2 \cdots \geq \sigma_{d^+} > 0$. Then for any step-length $\eta \leq 1/\sigma_1$, the GD iterates converge to $\Pi_{\mathbf{X}^*}(\mathbf{x}_0)$ via the following updates for $k \geq 1$:

$$\mathbf{x}_k = \mathbf{x}_{k-1} - \frac{\eta\mathbf{A}^T(\mathbf{A}\mathbf{x}_{k-1} - \mathbf{y})}{n}. \quad (11)$$

For $i \in [d^+ - 1]$, define $\kappa_i := \sigma_i/\sigma_{i+1}$. Define the overall condition number $\kappa := \sigma_1/\sigma_{d^+}$. As we show in the following theorem, the path length bound for quadratic objective functions depends on the κ_i 's.

Theorem 2.4. For convex quadratic objective functions (9), the GF dynamics (10) have a path length bounded as:

$$\zeta \leq \min \left\{ \sqrt{d^+}, 1 + \sum_{j=d-1}^1 \kappa_j^{-1/(\kappa_j-1)} (1 - 1/\kappa_j), 5\sqrt{\log \kappa} \right\} \text{dist}(\mathbf{x}_0, \mathbf{X}^*), \quad (12)$$

while the GD iterates (11) with $\eta \leq 1/\sigma_1$ have a path length bounded as:

$$\zeta_\eta \leq \text{dist}(\mathbf{x}_0, \mathbf{X}^*) + \zeta. \quad (13)$$

To clarify, when $\kappa_j = 1$, $\kappa_j^{-1/(\kappa_j-1)}(1-1/\kappa_j)$ is defined as $\lim_{\kappa_j \rightarrow 1} \kappa_j^{-1/(\kappa_j-1)}(1-1/\kappa_j) = 0$. The proof of Theorem 2.4 can be found in Appendix C.

Remark 2. For special cases, such as if there is only one large singular value, the bound in Theorem 2.4 may even be independent of κ and d^+ . For instance, suppose $\kappa_j = 1$ for $j \in [d^+ - 2]$, and $\kappa = \kappa_{d^+-1}$. Then, no matter the value of d^+, κ , we obtain the bound $\zeta \leq 2 \text{dist}(\mathbf{x}_0, \mathbf{X}^*)$.

The $\mathcal{O}(\sqrt{\log \kappa})$ bound for quadratic objectives fundamentally improves the $\Omega(\sqrt{\kappa})$ dependence we expect via the best known bound for strongly convex functions (Section 2.2). Although we show a $\text{poly}(\kappa)$ lower bound for PL functions (Section 4.1), we are not aware of $\text{poly}(\kappa)$ lower bounds for strongly convex functions. In the absence of such lower bounds, the upper bound of this section suggests a potential improvement on the path length bound for strongly convex functions as well. To this end, we make preliminary progress on a special class of strongly convex functions described below. The proof technique used for this class of functions is directly inspired from what we learned in the analysis of quadratic objective functions.

The class of functions we consider are separable objectives of the form

$$f(\mathbf{x}) = \sum_{i=1}^d g_{(i)}(\mathbf{x}_{(i)}),$$

where each $g_{(i)}$ is μ -strongly convex, has L -Lipschitz gradients, and has non-negative third derivative: $g_{(i)}'''(x) \geq 0$ for all x . Equivalently, the second derivative $g_{(i)}''$ satisfies: (1) $\mu \leq g_{(i)}''(x) \leq L$ for all x and (2) $g_{(i)}''(\cdot)$ is non-decreasing in its argument.

Theorem 2.5. For the class of functions described above, the GF path length is bounded as:

$$\zeta \leq (2 + \log \kappa) \text{dist}(\mathbf{x}_0, \mathbf{X}^*).$$

The proof of this theorem can be found in Appendix C.

3 Dimension dependent path length bounds under convexity

If our function class does not exhibit linear convergence, path length bounds can still be provided that depend on the dimension d . In this section, we analyze path lengths of GD and GF under convexity. In fact, the results of this section hold for GF under the weaker assumption of quasiconvexity:

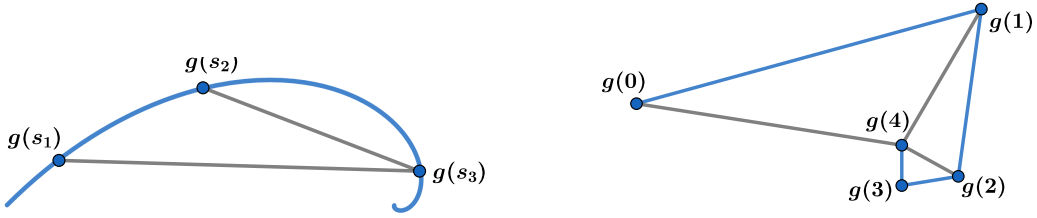


Figure 3: Self-contracted paths. In the continuous case (left), $S = \mathbb{R}_0^+$; in the discrete case (right), $S = \mathbb{N}_0$.

Definition 5. (Quasiconvexity (QC)). If $f(\mathbf{y}) \leq f(\mathbf{x})$, then $\langle \nabla f(\mathbf{x}), \mathbf{y} - \mathbf{x} \rangle \leq 0$.

Since f is differentiable, this definition of quasiconvexity is equivalent to the hypothesis that all level sets of f are convex. It is also equivalent to the assumption that $f(t\mathbf{x} + (1-t)\mathbf{y}) \leq \max\{f(\mathbf{x}), f(\mathbf{y})\}$ for all $t \in [0, 1]$. Under quasiconvexity or convexity, even finiteness of path length is a surprising result since there exist planar convex functions whose GF paths spiral around infinitely many times while going arbitrarily close to the minimum [13]. Note that there is no natural notion of a condition number here. Instead we look for bounds that depend on the dimension d . The analysis of path lengths of GF and GD in the convex case goes via a reduction to the notion of self-contracted paths.

Definition 6 (Self-contracted path). A path $g : S \rightarrow \mathbb{R}^d$ is self-contracted if for all $s_1, s_2, s_3 \in S$ such that $s_1 \leq s_2 \leq s_3$,

$$\|g(s_3) - g(s_2)\|_2 \leq \|g(s_3) - g(s_1)\|_2.$$

Figure 3 illustrates a self-contracted path in two dimensions. It is well known that the GF curve is a self-contracted path [11, 13, 25] for quasiconvex functions. To see this, first note that for any t , $\frac{df(\mathbf{x}_t)}{dt} = -\|\nabla f(\mathbf{x}_t)\|_2^2 \leq 0$, and thus for any $s \geq t$, $f(\mathbf{x}_s) \leq f(\mathbf{x}_t)$. Now, fix s and define the potential function $\varepsilon(t) = \|\mathbf{x}_s - \mathbf{x}_t\|_2^2$ for $t \leq s$. Then,

$$\dot{\varepsilon}(t) = 2 \langle \mathbf{x}_t - \mathbf{x}_s, \dot{\mathbf{x}}_t \rangle = 2 \langle \mathbf{x}_t - \mathbf{x}_s, -\nabla f(\mathbf{x}_t) \rangle = 2 \langle \nabla f(\mathbf{x}_t), \mathbf{x}_s - \mathbf{x}_t \rangle \leq 0,$$

where the inequality follows by quasiconvexity since $f(\mathbf{x}_s) \leq f(\mathbf{x}_t)$. Thus, $\|\mathbf{x}_s - \mathbf{x}_t\|_2^2$ is a decreasing function of t which is the same as self-contractedness for $s_3 = s$.

For GD, we prove self-contractedness under the additional assumptions of convexity and Lipschitz gradients:

Lemma 3.1. *For any convex function f with L -Lipschitz gradients, the GD path with $\eta \leq 1/L$ is self-contracted.*

The proof of Lemma 3.1 is in Appendix F. We do not know if one can relax convexity to quasiconvexity, or remove the assumption on step-size. Further note that the GD path here refers to the iterates $g(0), g(1), \dots$, and not the affine extension of the iterates (obtained by connecting consecutive iterates by a line). It is unclear whether the affine extension itself is self-contracted. This precludes a direct application of path length bounds known for GF

curves [11, 25] since these bounds require all points to be part of a self-contracted path. Despite this limitation, we show that the guarantee provided by Lemma 3.1 is enough to show a path length bound for GD as well.

Theorem 3.2. *For any quasiconvex function f , the GF path length is bounded as:*

$$\zeta \leq 2^{2d \log d} \|\mathbf{x}_0 - \mathbf{x}_\infty\|_2.$$

If f is convex with L -Lipschitz gradients, then the GD iterates with a step-size $\eta \leq 1/L$ admit a path length bound:

$$\zeta_\eta \leq 2^{10d^2} \|\mathbf{x}_0 - \mathbf{x}_\infty\|_2,$$

while the GD iterates with a step-size $\eta \leq 1/2L\sqrt{d}$ admit a path length bound:

$$\zeta_\eta \leq 2^{4d \log d} \|\mathbf{x}_0 - \mathbf{x}_\infty\|_2.$$

The proof of Theorem 3.2 can be found in Appendix F. The GF bound is due to Manselli and Pucci [25], while our contribution is the analysis for GD curves (we include the GF result for completeness). To the best of our knowledge, ours is the only path length bound known for GD paths of convex LG functions (without further assumptions). However the step-size restriction of $\eta \leq 1/2L\sqrt{d}$ for the $2^{\mathcal{O}(d \log d)}$ result is much smaller than the usual step-sizes required for convergence to hold. It would be interesting to study if the $2^{\mathcal{O}(d \log d)}$ can be obtained with $\eta = \mathcal{O}(1/L)$.

Observe that the bound in Theorem 3.2 is with respect to \mathbf{x}_∞ instead of the distance to \mathbf{X}^* . For convex functions f with L -Lipschitz gradients, it is known that GD or GF both converge to a point in the optimal set, that is, $\mathbf{x}_\infty \in \mathbf{X}^*$. In particular, if \mathbf{X}^* is singleton, $\mathbf{x}_\infty = \mathbf{x}^*$. However in general, \mathbf{x}_∞ may be distinct from $\Pi_{\mathbf{X}^*}(\mathbf{x}_0)$.

The exponential bound of Theorem 3.2 can be significantly improved if the quasiconvex function is separable, that is it exhibits the decomposition

$$f(\mathbf{x}) = \sum_{i=1}^d g_{(i)}(\mathbf{x}_{(i)}), \tag{14}$$

for some functions $g_{(i)} : \mathbb{R} \rightarrow \mathbb{R}$. Note that if f is quasiconvex, each $g_{(i)}$ is quasiconvex.

Theorem 3.3. *Suppose f is quasiconvex and exhibits the decomposition (14). Then the path length of GF is bounded as $\zeta \leq \sqrt{d} \text{dist}(\mathbf{x}_0, \mathbf{X}^*)$. If f has L -Lipschitz gradients then the path length of GD with $\eta \leq 1/L$ also satisfies $\zeta_\eta \leq \sqrt{d} \text{dist}(\mathbf{x}_0, \mathbf{X}^*)$.*

The proof of this theorem can be found in Appendix F. The decomposition (14) ensures that GD/GF always follows a descend direction in each of the components. The theorem generalizes easily to a larger class of functions that exhibit component-wise descent for any orthogonal basis (and not necessarily the canonical basis). It would be interesting to study if this can be shown for some standard class of functions larger than separable quasiconvex functions. In Section 4.2, we will prove a lower bound for path lengths in the quadratic case with a $\Omega(\sqrt{d})$ dependence on the dimension. The function constructed there is separable in the components, and quasiconvex since it is quadratic. Hence we have matching upper and lower bounds for separable quasiconvex functions.

4 Lower bounds

In this section we provide lower bounds on the path length for quadratic functions, PL functions, and separable quasiconvex functions. In each case, given problem parameters (d, κ) , we construct a worst-case lower bound – that is we exhibit a function f that satisfies the problem parameters and specify an initial point \mathbf{x}_0 for which the path length is lower bounded by some function of d, κ , times the shortest path $\text{dist}(\mathbf{x}_0, \mathbf{X}^*)$.

4.1 An $\tilde{\Omega}(\sqrt{d} \wedge \kappa^{1/4})$ lower bound for PL functions

In Section 2.3 we obtained a $\mathcal{O}(\sqrt{\log(\kappa)})$ dependence for the path length of quadratics objectives. Thus, a natural question is whether the $\mathcal{O}(\sqrt{\kappa})$ bound for the path length of PL objectives can be improved to $\mathcal{O}(\text{polylog}(\kappa))$. In this section, we show that such a dependence is precluded for PL functions without further assumptions. Previously, Oymak and Soltanolkotabi [27, Theorem 5.4] have presented a lower bound in terms of $f(\mathbf{x}_0) - f^*$. However, this bound when translated in terms of $\text{dist}(\mathbf{x}_0, \mathbf{X}^*)$ leads to a trivial result. Theorem 4.1 is the first non-trivial bound for functions that satisfy PL.

Let \mathcal{F}_κ be the class of real-valued functions on \mathbb{R}^d such that every $f \in \mathcal{F}_\kappa$ satisfies:

- f is continuously differentiable.
- There exist constants $\mu, L > 0$ such that $\kappa \geq L/\mu$ and a) f has L -Lipschitz gradients, b) f satisfies the PL inequality with constant μ .

Theorem 4.1. *For every $d \geq 6$ and $\kappa \geq 216$, there exists a function $f \in \mathcal{F}_\kappa$ and an initial point \mathbf{x}_0 such that the GF dynamics on f with the initial point \mathbf{x}_0 satisfies*

$$\zeta \geq \min \left\{ \frac{\sqrt{d}}{6 \log d}, \frac{\kappa^{1/4}}{6 \log \kappa} \right\} \text{dist}(\mathbf{x}_0, \mathbf{X}^*).$$

Similarly, there exists a function $f \in \mathcal{F}_\kappa$, an initial point \mathbf{x}_0 , and some step-size $\eta \in [1/2L, 1/L]$ such that the GD iterates on f with the initial point \mathbf{x}_0 satisfy

$$\zeta_\eta \geq \min \left\{ \frac{\sqrt{d}}{16 \log d}, \frac{\kappa^{1/4}}{16 \log \kappa} \right\} \text{dist}(\mathbf{x}_0, \mathbf{X}^*).$$

Proof idea. The function f that we construct decomposes as $f(\mathbf{x}) = \sum_{i=1}^d g(\mathbf{x}_{(i)})$, where the function g (Figure 4) is L -Lipschitz and μ -PL (and thus so is f) with $\kappa \geq L/\mu$. g is designed so that it is equal to x^2 in the interval $[0, 0.5]$, so that it is strongly convex in that region. In $[0.5, 1]$, g is not strongly convex (or convex) and in some sense tapers off. However, g continues to maintain the PL curvature condition with some constant μ globally. Next we stagger the components of the initial point \mathbf{x}_0 so that at every consecutive time interval, a single component starts has value 0.5 at the beginning of the time interval and decreases to almost 0.0 at the end of the time interval (Figure 5). In this way, at every time interval, a single additional component is captured. Loosely speaking, GD while optimizing approximately follows the edges of a cube instead of the diagonal. This ensures that the path length is a factor $\approx 0.5\sqrt{d}$ larger than the shortest path. Then, we carefully compute κ and relate it to d to obtain the final bound. See Appendix D for details. \square

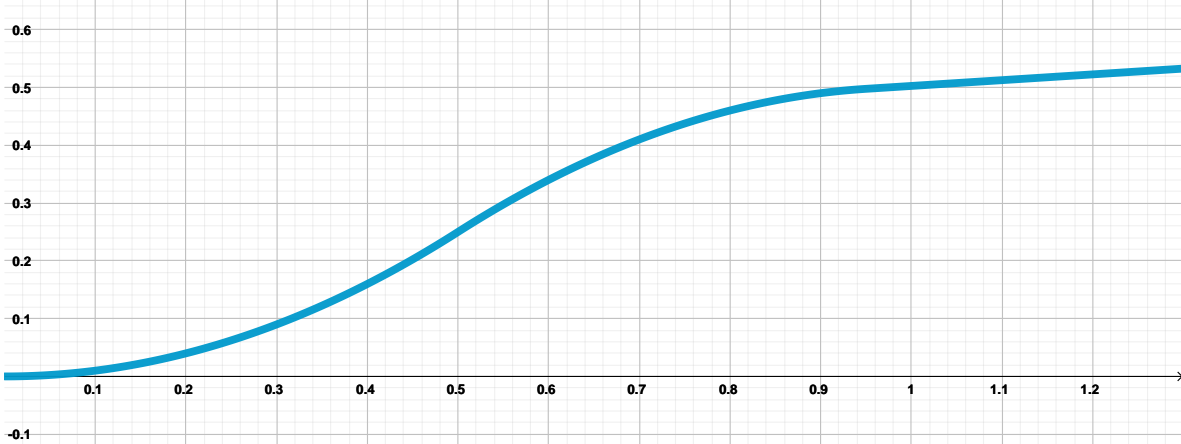
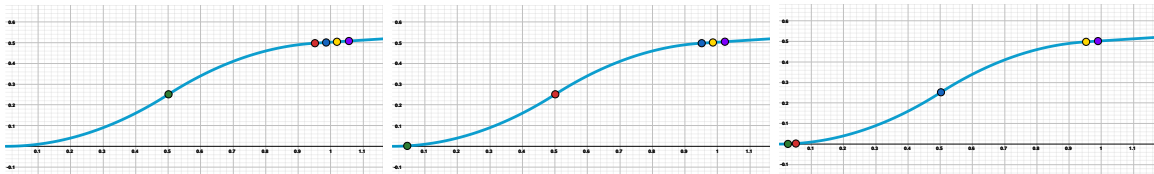


Figure 4: Component function g for PL lower bound.



(a) $k = 0$

(b) $k = 1$

(c) $k = 2$

Figure 5: Illustration of lower bound path length construction of Theorem 4.1 for GD. Every colored circle denotes the value of \mathbf{x}_k in a different component. In iterate $k = 1$, the green component goes from 0.5 to almost 0.0. Then in iterate $k = 2$ the red components decrease in the same manner and so on.

Observe that our function is not convex. Thus the characterization of path length lower bounds for convex or strongly convex functions remains an important open question.

4.2 An $\Omega(\sqrt{d} \wedge \sqrt{\log \kappa})$ lower bound for quadratics

In this section, we show that the upper bound for quadratic objectives proved in Section 2.3 is tight by constructing an instance of GD and GF where the path length is $\Omega(\sqrt{\log \kappa})$ (if the dimension can be set arbitrarily). Let \mathcal{Q}_κ be the class of quadratic functions on \mathbb{R}^d such that the Hessian has non-negative singular values and the ratio of the largest and smallest non-zero singular values is at most κ .

Theorem 4.2. *For every $\kappa \geq 5$, there exists a quadratic function $f \in \mathcal{Q}_\kappa$ and an initial point \mathbf{x}_0 such that the GF dynamics on f with the initial point \mathbf{x}_0 satisfies*

$$\zeta \geq \min \left\{ 0.7\sqrt{d}, 0.45\sqrt{\log \kappa} \right\} \text{dist}(\mathbf{x}_0, \mathbf{X}^*). \quad (15)$$

Similarly, there exists a function $f \in \mathcal{Q}_\kappa$ and an initial point \mathbf{x}_0 , such that for step-size $\eta = 1/2L$

the GD iterates on f with the initial point \mathbf{x}_0 satisfy

$$\zeta_\eta \geq \min \left\{ 0.5\sqrt{d}, 0.3\sqrt{\log \kappa} \right\} \text{dist}(\mathbf{x}_0, \mathbf{X}^*). \quad (16)$$

Further, the quadratic functions constructed are separable (see Equation (14)). Hence the $\Omega(\sqrt{d})$ bounds hold for separable quasiconvex functions as well.

Proof sketch. The quadratic function we consider has geometrically increasing spectra – the eigenvalues are $1, \omega, \omega^2, \dots, \omega^{d-1}$. Similar to the proof of Theorem 4.1 for the PL case, in each time interval (or iterate), a single component is captured. This leads to a lower bound of $\Omega(\sqrt{d})$. We then relate $\sqrt{d} = \Theta(\sqrt{\log \kappa})$ to write the final bound. \square

5 Discussion

Bounds on the path length of GD (and related algorithms like SGD) have implicitly been studied in some recent papers seeking to understand optimization for deep neural networks. In this paper, we provide unified results for GD and GF under common smoothness and curvature assumptions, obtaining the tightest known bounds for quadratics and convex objectives. We also presented a meta-theorem that gives us a path length bound for any linearly convergent iterative algorithm. To complement these results, for PL objectives, we also show a lower bound, which to our knowledge is the first such lower bound for path lengths. For quadratics, we give a matching lower bound thus completely characterizing path lengths in this setting. For separable quasiconvex objectives, we give matching (up to constants) upper and lower bounds on the path length.

Our meta-theorem suggests that path lengths are intricately tied with convergence properties. An interesting direction is to study path length bounds for other algorithms that have good convergence properties, such as SGD, projected gradient descent, accelerated methods, heavy ball methods, second order methods, proximal methods, and so on. In Appendix A, we show some preliminary results to this end. We extend the linear convergence ideas of Section 2.1 to prove path length bounds for Polyak’s heavy ball method and for projected gradient descent.

A broader open direction concerns understanding better the statistical implications of our path length bounds. As an example, it is known that stable optimization algorithms can exhibit better generalization guarantees [6, 10, 19] and it is natural to expect similar qualitative behaviour from optimization algorithms that have short path lengths. Some recent works [3, 26], have provided statistical guarantees for optimization-based estimators via *uniform (statistical) convergence* over the possible algorithm iterates, and we believe these might also be strengthened by a deeper understanding of the path followed by these algorithms.

Acknowledgments

SB is grateful to Marco Molinaro for inspiring discussions. AR thanks Sébastien Bubeck for pointing us to Manselli and Pucci’s work, that helped us improve one of our earlier results. He also informed AR that in forthcoming work with O. Angel and F. Nazarov, they have derived upper and lower bounds of the form $2^{\Theta(d)}$ for self-contracted curves. Anupam Gupta informed

AR that, along with C. J. Argue and G. Guruganesh, a forthcoming paper derives related results for chasing well-conditioned convex functions. SB and CG were supported in part by the NSF grant DMS-1713003. All figures in the paper were created using GeoGebra [21].

References

- [1] Zeyuan Allen-Zhu, Yuanzhi Li, and Zhao Song. A convergence theory for deep learning via over-parameterization. In *International Conference on Machine Learning*, pages 242–252, 2019. 4
- [2] CJ Argue, Sébastien Bubeck, Michael B Cohen, Anupam Gupta, and Yin Tat Lee. A nearly-linear bound for chasing nested convex bodies. In *Proceedings of the Thirtieth Annual ACM-SIAM Symposium on Discrete Algorithms*, pages 117–122. SIAM, 2019. 5
- [3] Sivaraman Balakrishnan, Martin J. Wainwright, and Bin Yu. Statistical guarantees for the EM algorithm: From population to sample-based analysis. *Ann. Statist.*, 45(1):77–120, 02 2017. 3, 15
- [4] Nikhil Bansal, Martin Böhm, Marek Eliáš, Grigorios Koumoutsos, and Seeun William Umboh. Nested convex bodies are chaseable. In *Proceedings of the Twenty-Ninth Annual ACM-SIAM Symposium on Discrete Algorithms*, pages 1253–1260. SIAM, 2018. 5
- [5] Jérôme Bolte, Aris Daniilidis, Olivier Ley, and Laurent Mazet. Characterizations of Łojasiewicz inequalities: subgradient flows, talweg, convexity. *Transactions of the American Mathematical Society*, 362(6):3319–3363, 2010. 5, 8, 9
- [6] Olivier Bousquet and André Elisseeff. Stability and generalization. *J. Mach. Learn. Res.*, 2:499–526, 2002. 15
- [7] Sébastien Bubeck, Yin Tat Lee, Yuanzhi Li, and Mark Sellke. Chasing nested convex bodies nearly optimally. *arXiv preprint arXiv:1811.00999*, 2018. 5
- [8] Sébastien Bubeck, Yuanzhi Li, Haipeng Luo, and Chen-Yu Wei. Improved path-length regret bounds for bandits. In Alina Beygelzimer and Daniel Hsu, editors, *Proceedings of the Thirty-Second Conference on Learning Theory*, volume 99 of *Proceedings of Machine Learning Research*, pages 508–528, Phoenix, USA, 25–28 Jun 2019. PMLR. 5
- [9] Niangjun Chen, Gautam Goel, and Adam Wierman. Smoothed online convex optimization in high dimensions via online balanced descent. *Proceedings of Machine Learning Research vol.*, 75:1–21, 2018. 5
- [10] Yuansi Chen, Chi Jin, and Bin Yu. Stability and convergence trade-off of iterative optimization algorithms, 2018. 15
- [11] Aris Daniilidis, Guy David, Estibalitz Durand-Cartagena, and Antoine Lemenant. Rectifiability of self-contracted curves in the Euclidean space and applications. *The Journal of Geometric Analysis*, 25(2):1211–1239, 2015. 5, 11, 12, 41, 46

- [12] Aris Daniilidis, Robert Deville, Estibalitz Durand-Cartagena, and Ludovic Rifford. Self-contracted curves in Riemannian manifolds. *Journal of Mathematical Analysis and Applications*, 457(2):1333–1352, 2018. 5
- [13] Aris Daniilidis, Olivier Ley, and Stéphane Sabourau. Asymptotic behaviour of self-contracted planar curves and gradient orbits of convex functions. *Journal de mathématiques pures et appliquées*, 94(2):183–199, 2010. 11
- [14] Simon Du, Jason Lee, Haochuan Li, Liwei Wang, and Xiyu Zhai. Gradient descent finds global minima of deep neural networks. In *International Conference on Machine Learning*, pages 1675–1685, 2019. 4
- [15] Simon S Du, Xiyu Zhai, Barnabas Poczos, and Aarti Singh. Gradient descent provably optimizes over-parameterized neural networks. *arXiv preprint arXiv:1810.02054*, 2018. 4
- [16] Estibalitz Durand-Cartagena and Antoine Lemenant. Self-contracted curves are gradient flows of convex functions. *Proceedings of the American Mathematical Society*, 147(6):2517–2531, 2019. 5
- [17] Robert M Freund, Paul Grigas, and Rahul Mazumder. Condition number analysis of logistic regression, and its implications for standard first-order solution methods. *arXiv preprint arXiv:1810.08727*, 2018. 7
- [18] Rong Ge, Furong Huang, Chi Jin, and Yang Yuan. Escaping from saddle points—online stochastic gradient for tensor decomposition. In *Conference on Learning Theory*, pages 797–842, 2015. 4
- [19] Moritz Hardt, Benjamin Recht, and Yoram Singer. Train faster, generalize better: Stability of stochastic gradient descent. In *Proceedings of the 33rd International Conference on International Conference on Machine Learning - Volume 48*, ICML’16, pages 1225–1234, 2016. 15
- [20] Trevor Hastie, Jonathan Taylor, Robert Tibshirani, and Guenther Walther. Forward stagewise regression and the monotone lasso. *Electronic Journal of Statistics*, 1:1–29, 2007. 5
- [21] M. Hohenwarter, M. Borchers, G. Ancsin, B. Bencze, M. Blossier, A. Delobelle, C. Denizet, J. Éliás, Á Fekete, L. Gál, Z. Konečný, Z. Kovács, S. Lizelfelner, B. Parrisé, and G. Sturr. GeoGebra 4.4, December 2013. <http://www.geogebra.org>. 16
- [22] Hamed Karimi, Julie Nutini, and Mark Schmidt. Linear convergence of gradient and proximal-gradient methods under the polyak-lojasiewicz condition. In *Joint European Conference on Machine Learning and Knowledge Discovery in Databases*, pages 795–811. Springer, 2016. 3, 7
- [23] Jason D Lee, Ioannis Panageas, Georgios Piliouras, Max Simchowitz, Michael I Jordan, and Benjamin Recht. First-order methods almost always avoid saddle points. *arXiv preprint arXiv:1710.07406*, 2017. 4

- [24] Hao Li, Zheng Xu, Gavin Taylor, Christoph Studer, and Tom Goldstein. Visualizing the loss landscape of neural nets. In *Advances in Neural Information Processing Systems*, pages 6389–6399, 2018. 4
- [25] Paolo Manselli and Carlo Pucci. Maximum length of steepest descent curves for quasi-convex functions. *Geometriae Dedicata*, 38(2):211–227, 1991. 5, 11, 12, 41
- [26] Song Mei, Yu Bai, and Andrea Montanari. The landscape of empirical risk for nonconvex losses. *Ann. Statist.*, 46(6A):2747–2774, 12 2018. 3, 15
- [27] Samet Oymak and Mahdi Soltanolkotabi. Overparameterized nonlinear learning: Gradient descent takes the shortest path? In *International Conference on Machine Learning*, pages 4951–4960, 2019. 3, 4, 5, 6, 8, 9, 13, 23
- [28] Samet Oymak and Mahdi Soltanolkotabi. Towards moderate overparameterization: global convergence guarantees for training shallow neural networks. *arXiv preprint arXiv:1902.04674*, 2019. 4
- [29] Boris T Polyak. Some methods of speeding up the convergence of iteration methods. *USSR Computational Mathematics and Mathematical Physics*, 4(5):1–17, 1964. 8, 21
- [30] LA Santaló. Convex regions on the n-dimensional spherical surface. *Annals of Mathematics*, pages 448–459, 1946. 49
- [31] Mahdi Soltanolkotabi, Adel Javanmard, and Jason D Lee. Theoretical insights into the optimization landscape of over-parameterized shallow neural networks. *IEEE Transactions on Information Theory*, 65(2):742–769, 2019. 3, 4
- [32] Eugene Stepanov and Yana Teplitskaya. Self-contracted curves have finite length. *Journal of the London Mathematical Society*, 96(2):455–481, 2017. 5
- [33] Chen-Yu Wei and Haipeng Luo. More adaptive algorithms for adversarial bandits. In *Conference On Learning Theory*, pages 1263–1291, 2018. 5

Appendix

A Proofs and additional results from Section 2.1

We state and prove more general versions of Theorem 2.1 as claimed in Remark 1. Notably if linear convergence is known to a local minimum rather than the global minimum, we can still give a bound on the path length as long as the set we converge to has zero gradient:

Definition 7 (Stationary convex set). A stationary convex set is a convex set $\widehat{\mathbf{X}}$ such that $\widehat{\mathbf{x}} \in \widehat{\mathbf{X}}, \nabla f(\widehat{\mathbf{x}}) = 0$.

Given a stationary convex set, we can generalize Definition 4 to allow linear convergence to this set instead of the globally optimal set. Consider the following modification of condition (4) replacing \mathbf{X}^* with $\widehat{\mathbf{X}}$:

$$\text{dist}(\mathbf{x}_s, \widehat{\mathbf{X}}) \leq A(1-c)^s \text{dist}(\mathbf{x}, \widehat{\mathbf{X}}).$$

Here s may belong to \mathbb{N}_0 (discrete-time) or \mathbb{R}_0 (continuous-time).

Additionally, we will allow for a convex constraint set $\Omega \subset \mathbb{R}^d$. Suppose $\Pi_\Omega(\mathbf{x})$ denotes the unique projection of a point \mathbf{x} on the set Ω , then projected gradient descent (PGD) takes a GD step and projects it onto Ω :

$$\text{Projected gradient descent (PGD):} \quad \mathbf{x}_{k+1} = \Pi_\Omega(\mathbf{x}_k - \eta \nabla f(\mathbf{x}_k)). \quad (17)$$

GD is a special case of PGD with $\Omega = \mathbb{R}^d$. We are now ready to state our most general result.

Theorem A.1. *If the GF dynamics exhibits linear convergence towards a stationary convex set $\widehat{\mathbf{X}}$ for an L -Lipschitz function f , then its path length is bounded as:*

$$\zeta \leq (AL / \log(1/(1-c))) \text{dist}(\mathbf{x}_0, \widehat{\mathbf{X}}), \quad (18)$$

and if the PGD iterates exhibit linear convergence towards $\widehat{\mathbf{X}}$ for some step-size η , then their path length is bounded as:

$$\zeta_\eta \leq (\eta AL / c) \text{dist}(\mathbf{x}_0, \widehat{\mathbf{X}}). \quad (19)$$

Proof. We first prove the GF bound (18). Using LG, we can use this bound the path length increment at every instance t : $\|\dot{\mathbf{x}}_t\|_2 dt = \|\nabla f(\mathbf{x}_t)\|_2 dt \leq L \text{dist}(\mathbf{x}_t, \widehat{\mathbf{X}}) dt$, so that

$$\begin{aligned} \int_0^\infty \|\dot{\mathbf{x}}_t\|_2 dt &\leq \int_0^\infty AL(1-c)^t \text{dist}(\mathbf{x}_0, \widehat{\mathbf{X}}) dt \\ &= \int_0^\infty AL e^{\log(1-c)t} \text{dist}(\mathbf{x}_0, \widehat{\mathbf{X}}) dt \\ &= \left(\frac{AL}{\log(1/(1-c))} \right) \text{dist}(\mathbf{x}_0, \widehat{\mathbf{X}}). \end{aligned}$$

This concludes the proof of claim (18).

For claim (19), we have using LG the following regularity condition on the distance travelled at every step:

$$\begin{aligned}
\|\mathbf{x} - \mathbf{x}^+\|_2 &= \|\mathbf{x} - \Pi_\Omega(\mathbf{x} - \nabla f(\mathbf{x}))\|_2 \\
&\stackrel{\xi}{\leq} \|\mathbf{x} - (\mathbf{x} - \nabla f(\mathbf{x}))\|_2 \\
&= \|\eta \nabla f(\mathbf{x})\|_2 \\
&= \eta \|\nabla f(\mathbf{x}) - \nabla f(\Pi_{\hat{\mathbf{X}}}(\mathbf{x}))\|_2 \\
&\stackrel{\text{LG}}{\leq} \eta L \text{dist}(\mathbf{x}, \hat{\mathbf{X}}).
\end{aligned}$$

Above, ξ follows since for a convex set Ω , $\|\Pi_\Omega(\mathbf{x}) - \Pi_\Omega(\mathbf{y})\|_2 \leq \|\mathbf{x} - \mathbf{y}\|_2$, and $\mathbf{x} = \Pi_\Omega(\mathbf{x})$. Thus we have the following bound on the overall path length:

$$\begin{aligned}
\zeta_\eta &= \sum_{k=0}^{\infty} \|\mathbf{x}_k - \mathbf{x}_{k+1}\|_2 \\
&\leq \sum_{k=0}^{\infty} \eta L \text{dist}(\mathbf{x}_k, \hat{\mathbf{X}}) \\
&\leq \sum_{k=0}^{\infty} \eta AL (1-c)^k \text{dist}(\mathbf{x}_0, \hat{\mathbf{X}}) \\
&= \left(\frac{\eta AL}{c}\right) \text{dist}(\mathbf{x}_0, \hat{\mathbf{X}}),
\end{aligned}$$

completing the proof. □

Remark 3. Observe that the PGD bound of Theorem A.1 assumes convergence to a stationary convex set, that is for $\hat{\mathbf{x}} \in \hat{\mathbf{X}}$, $\nabla f(\hat{\mathbf{x}}) = 0$. For a general constraint set Ω , even if linear convergence holds, the optimal point (or set) need not satisfy $\nabla f(\hat{\mathbf{x}}) = 0$, in which case Theorem A.1 does not hold.

In the following theorem we prove a similar result for any iterative algorithm (not just GD). However here we need to assume that the set of convergence is singleton: $\hat{\mathbf{X}} = \{\hat{\mathbf{x}}\}$.

Theorem A.2. *Given any f , if the iterates for an update rule exhibit linear convergence to a singleton set $\hat{\mathbf{X}} = \{\hat{\mathbf{x}}\}$, then their path length is bounded as:*

$$\zeta_\eta \leq \left(\frac{2-c}{c}\right) \|\mathbf{x}_0 - \hat{\mathbf{x}}\|_2. \tag{20}$$

Proof. Using triangle inequality for any two consecutive iterates $\mathbf{x} \rightarrow \mathbf{x}^+$,

$$\begin{aligned}
\|\mathbf{x} - \mathbf{x}^+\|_2 &\leq \|\mathbf{x} - \hat{\mathbf{x}}\|_2 + \|\mathbf{x}^+ - \hat{\mathbf{x}}\|_2 \\
&\leq \|\mathbf{x} - \hat{\mathbf{x}}\|_2 + (1-c) \|\mathbf{x} - \hat{\mathbf{x}}\|_2 \\
&= (2-c) \|\mathbf{x} - \hat{\mathbf{x}}\|_2.
\end{aligned}$$

Thus for any $T \in \mathbb{N}$ iterations,

$$\begin{aligned}
\zeta_\eta &= \sum_{k=0}^{T-1} \|\mathbf{x}_k - \mathbf{x}_{k+1}\|_2 \\
&\leq (2-c) \sum_{k=0}^{T-1} \|\mathbf{x}_k - \widehat{\mathbf{x}}\|_2 \\
&\leq (2-c) \sum_{k=0}^{T-1} (1-c)^k \|\mathbf{x}_0 - \widehat{\mathbf{x}}\|_2 \\
&\leq \left(\frac{2-c}{c}\right) \|\mathbf{x}_0 - \widehat{\mathbf{x}}\|_2.
\end{aligned}$$

Since the above is true for any $T \in \mathbb{N}$, indeed

$$\zeta_\eta \leq \left(\frac{2-c}{c}\right) \|\mathbf{x}_0 - \widehat{\mathbf{x}}\|_2,$$

as was to be shown. \square

This theorem cannot be generalized to a non-singleton optimal set \mathbf{X}^* without further assumptions. Figure 6 illustrates why just having a non-singleton optimal set \mathbf{X}^* is not enough to prove a path length bound.

As a corollary, we prove a standard linear convergence result for Polyak's heavy ball method [29]. Given suitable α, β Polyak's heavy ball method takes the following update. Below, let \mathbf{x} be the current iterate (initialized at some \mathbf{x}_0), \mathbf{x}^- be the previous iterate (initialized as \mathbf{x}_0), and \mathbf{x}^+ be the update or the next iterate.

$$\text{Polyak's heavy ball (HB):} \quad \mathbf{x}^+ = \mathbf{x} - \alpha \nabla f(\mathbf{x}) + \beta(\mathbf{x} - \mathbf{x}^-). \quad (21)$$

HB is known to have linear convergence [29] for μ -strongly convex function f with L -Lipschitz gradients, with the following choice of α, β :

$$\alpha = \frac{4}{(\sqrt{L} + \sqrt{\mu})^2}, \quad \beta = \left(\frac{\sqrt{L} - \sqrt{\mu}}{\sqrt{L} + \sqrt{\mu}}\right)^2. \quad (22)$$

The linear convergence parameter c is given by,

$$c = 1 - \frac{\sqrt{\kappa} - 1}{\sqrt{\kappa} + 1} = \frac{2}{\sqrt{\kappa} + 1}.$$

Thus, we have the following corollary.

Corollary A.2.1. *For any μ -strongly convex function f with L -Lipschitz gradients, HB with α, β chosen according to (22), has a path length bounded as:*

$$\zeta_\eta \leq \sqrt{\kappa} \|\mathbf{x}_0 - \mathbf{x}^*\|_2.$$

Proof. Given the linear convergence parameter of HB $c = 2/(\sqrt{\kappa} + 1)$, we compute

$$\frac{2-c}{c} = \sqrt{\kappa}.$$

Applying Theorem A.2 we obtain the claimed result. \square

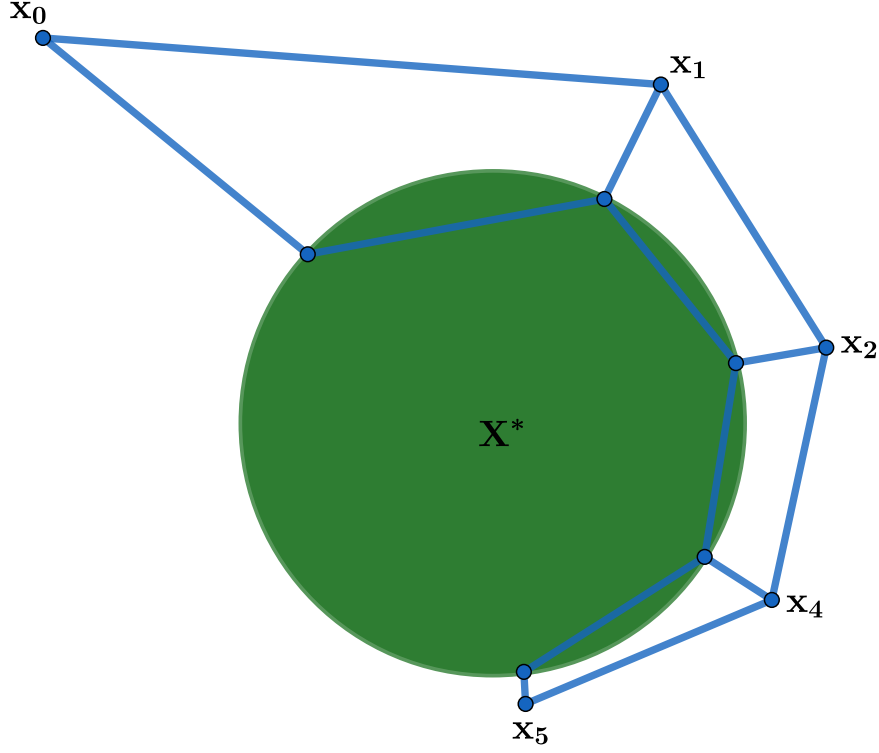


Figure 6: The iterates \mathbf{x}_k converge linearly to the optimal set \mathbf{X}^* but the path length is high. We can only apply triangle inequality if the projection of each \mathbf{x}_k is the same \mathbf{x}^* .

B Proof of Theorem 2.3

We first prove the statement for GF. Consider some t such that $\mathbf{x}_t \notin \mathbf{X}^*$, so that $f(\mathbf{x}_t) \neq f(\mathbf{x}^*)$. Note that once $\mathbf{x}_t \in \mathbf{X}^*$, $\nabla f(\mathbf{x}_\tau) = 0$ for all $\tau \geq t$, and hence the path length is 0 henceforth. Consider the following Lyapunov function:

$$\varepsilon_t = \sqrt{f(\mathbf{x}_t) - f^*}.$$

Taking its derivative with respect to time,

$$\begin{aligned} \dot{\varepsilon}_t &= \frac{\frac{df(\mathbf{x}_t)}{dt}}{2\sqrt{f(\mathbf{x}_t) - f^*}} \\ &= -\frac{\|\nabla f(\mathbf{x}_t)\|_2^2}{2\sqrt{f(\mathbf{x}_t) - f^*}} \\ &\stackrel{\text{PL}}{\leq} -\sqrt{\frac{\mu}{2}} \|\nabla f(\mathbf{x}_t)\|_2 \end{aligned}$$

Although the above proof assumes $\mathbf{x}_t \notin \mathbf{X}^*$, the conclusion is true even for $\mathbf{x}_t \in \mathbf{X}^*$, since both sides are simply equal to 0. Using the fundamental theorem of calculus,

$$\int_0^\infty \|\nabla f(\mathbf{x}_t)\|_2 dt \leq -\sqrt{\frac{2}{\mu}} \left[\sqrt{f(\mathbf{x}_t) - f^*} \right]_0^\infty = \sqrt{\frac{2(f(\mathbf{x}_0) - f^*)}{\mu}}.$$

We can then use LG to bound the right side in terms of the distance of the point \mathbf{x}_0 from the optimal set:

$$f(\mathbf{x}_0) - f^* \leq \frac{L}{2} \|\mathbf{x}_0 - \Pi_{\mathbf{X}^*}(\mathbf{x}_0)\|_2^2 = \frac{L}{2} \text{dist}(\mathbf{x}_0, \mathbf{X}^*)^2.$$

Substituting this back in, we obtain our result:

$$\zeta = \int_0^\infty \|\nabla f(\mathbf{x}_t)\|_2 dt \leq \sqrt{\frac{L}{\mu}} \text{dist}(\mathbf{x}_0, \mathbf{X}^*),$$

as was to be shown.

The GD proof technique is directly inspired by the proofs of Oymak and Soltanolkotabi [27]: Equation (5.3) of Theorem 5.2 in the paper. However, their final path length bound in terms of $\text{dist}(\mathbf{x}_0, \mathbf{X}^*)$ is loose (Equation (5.5), [27]). Like the GF case, consider some k such that $\mathbf{x}_k \notin \mathbf{X}^*$. Then by LG,

$$\begin{aligned} \sqrt{f(\mathbf{x}_{k+1}) - f^*} &= \sqrt{f(\mathbf{x}_k - \eta \nabla f(\mathbf{x}_k)) - f^*} \\ &\leq \sqrt{f(\mathbf{x}_k) - \langle \nabla f(\mathbf{x}_k), \eta \nabla f(\mathbf{x}_k) \rangle + \frac{L}{2} \|\eta \nabla f(\mathbf{x}_k)\|_2^2 - f^*} \\ &= \sqrt{f(\mathbf{x}_k) - f^* - (\eta - \eta^2 L/2) \|\nabla f(\mathbf{x}_k)\|_2^2} \\ &\leq \sqrt{f(\mathbf{x}_k) - f^*} - \frac{(\eta - \eta^2 L/2) \|\nabla f(\mathbf{x}_k)\|_2^2}{2\sqrt{f(\mathbf{x}_k) - f^*}}. \end{aligned}$$

Since $\eta \leq 1/L$ and by PL, $\|\nabla f(\mathbf{x}_k)\|_2 \geq \sqrt{2\mu f(\mathbf{x}_k) - f^*}$,

$$\sqrt{f(\mathbf{x}_{k+1}) - f^*} \leq \sqrt{f(\mathbf{x}_k) - f^*} - \sqrt{\frac{\mu}{8}} (\eta \|\nabla f(\mathbf{x}_k)\|_2).$$

Again, the above is trivially also true if $\mathbf{x}_k \in \mathbf{X}^*$ (since both sides are 0). Note that $\mathbf{x}_{k+1} - \mathbf{x}_k = -\eta \nabla f(\mathbf{x}_k)$, thus for all $k \geq 0$,

$$\|\mathbf{x}_k - \mathbf{x}_{k+1}\|_2 \leq \sqrt{f(\mathbf{x}_k) - f^*} - \sqrt{f(\mathbf{x}_{k+1}) - f^*}.$$

Telescoping this from $k = 0, \dots, \infty$,

$$\zeta_\eta = \sum_{k=0}^{\infty} \|\mathbf{x}_k - \mathbf{x}_{k+1}\|_2 \leq \sqrt{8/\mu} \left(\sqrt{f(\mathbf{x}_0) - f^*} - \sqrt{f(\mathbf{x}_\infty) - f^*} \right) \leq \sqrt{8/\mu} \left(\sqrt{f(\mathbf{x}_0) - f^*} \right).$$

As an immediate consequence of LG, we have $\sqrt{f(\mathbf{x}_0) - f^*} \leq \sqrt{\frac{L}{2}} \text{dist}(\mathbf{x}_0, \mathbf{X}^*)$, and plugging this into the above bound yields

$$\zeta_\eta \leq 2\sqrt{\frac{L}{\mu}} \text{dist}(\mathbf{x}_0, \mathbf{X}^*),$$

as claimed.

C Proofs of Section 2.3

Proof of Theorem 2.4. We first write the proof in the GF case. Let α_i be the component of $(\mathbf{x}_0 - \Pi_{\mathbf{X}^*}(\mathbf{x}_0))$ in the direction of the eigenvector of Σ that corresponds to the eigenvalue σ_i . Observe that

$$\begin{aligned}\zeta &= \int_0^\infty \|\dot{\mathbf{x}}_t\|_2 dt \\ &= \int_0^\infty \|\exp(-t\Sigma)\Sigma(\mathbf{x}_0 - \Pi_{\mathbf{X}^*}(\mathbf{x}_0))\|_2 dt \\ &= \int_0^\infty \sqrt{\sum_{i=1}^{d^+} \exp(-2t\sigma_i) \sigma_i^2 \alpha_i^2} dt.\end{aligned}$$

The $\sqrt{d^+}$ bound is straightforward. Since $\sqrt{a+b} \leq \sqrt{a} + \sqrt{b}$ for nonnegative a and b , we have

$$\begin{aligned}\int_0^\infty \sqrt{\sum_{i=1}^{d^+} \exp(-2t\sigma_i) \sigma_i^2 \alpha_i^2} dt &\leq \int_0^\infty \sum_{i=1}^{d^+} \sqrt{\exp(-2t\sigma_i) \sigma_i^2 \alpha_i^2} dt \\ &= \int_0^\infty \sum_{i=1}^{d^+} \exp(-t\sigma_i) \sigma_i |\alpha_i| dt \\ &= \sum_{i=1}^{d^+} \int_0^\infty \exp(-t\sigma_i) \sigma_i |\alpha_i| dt \\ &= \sum_{i=1}^{d^+} |\alpha_i| \\ &\leq \sqrt{d^+} \|\alpha_i\|_2 \\ &= \sqrt{d^+} \text{dist}(\mathbf{x}_0, \mathbf{X}^*).\end{aligned}$$

We now prove the bound in (12) that depends on the κ_i 's. For every $t \in \mathbb{R}^+$, consider a function $g_t : \mathbb{R}^+ \rightarrow \mathbb{R}$, $g_t(x) = \exp(-2tx)x^2$. For every value of t , a term in the path length integral is a linear combination of evaluations of g_t at the points $\sigma_1, \sigma_2, \dots, \sigma_{d^+}$. We will bound each $g_t(\sigma_i)$ in the linear combination with $\max_j g_t(\sigma_j)$. Notice that for different values of t , $\arg \max_j g_t(\sigma_j)$ is different. The maximum of g_t occurs at $x_m = 1/t$, and g_t is an increasing function in x before x_m and decreasing in x after x_m . To bound the path length we use this observation to identify $\arg \max_j g_t(\sigma_j)$ carefully for each t (see Figure 7 for reference).

$$\zeta = \int_0^\infty \sqrt{\sum_{i=1}^{d^+} \exp(-2t\sigma_i) \sigma_i^2 \alpha_i^2} dt = \underbrace{\int_0^{1/\sigma_1} \sqrt{\sum_{i=1}^{d^+} \exp(-2t\sigma_i) \sigma_i^2 \alpha_i^2} dt}_{E_1}$$

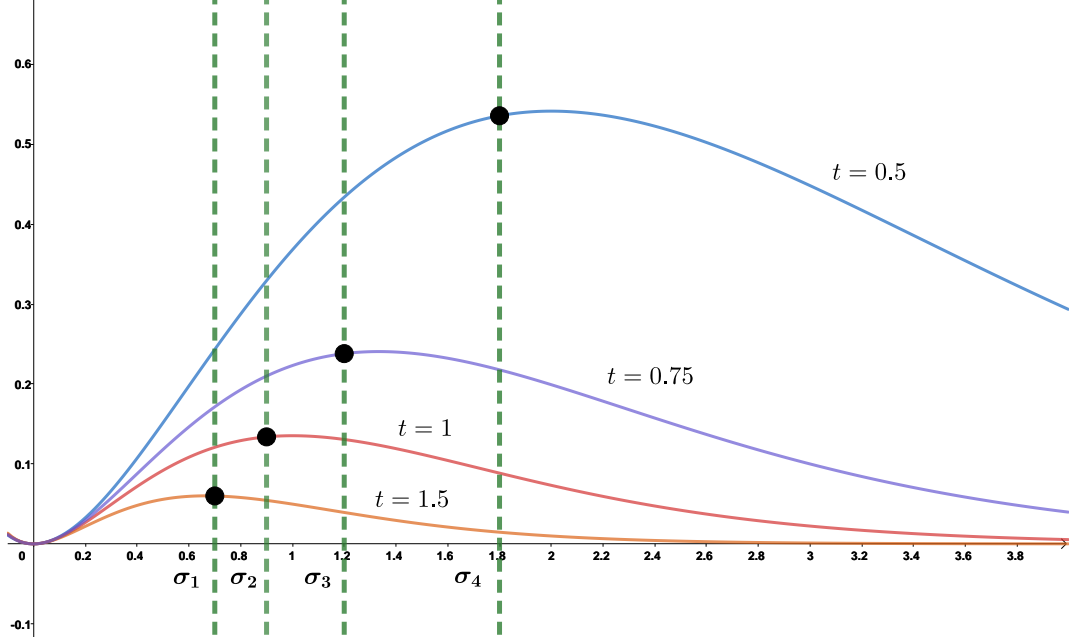


Figure 7: $g_t(x)$ for some values of t . Suggestive values of $\sigma_i = 0.7, 0.9, 1.2, 1.8$ are also shown. Observe that for every t , there is a different σ_i that maximizes g_t (indicated with large black points).

$$+ \sum_{j=1}^{d^+-1} \underbrace{\int_{1/\sigma_j}^{1/\sigma_{j+1}} \sqrt{\sum_{i=1}^{d^+} \exp(-2t\sigma_i) \sigma_i^2 \alpha_i^2} dt}_{:=T_j} + \underbrace{\int_{1/\sigma_{d^+}}^{\infty} \sqrt{\sum_{i=1}^{d^+} \exp(-2t\sigma_i) \sigma_i^2 \alpha_i^2} dt}_{E_2}.$$

For the first integral, when $t \leq 1/\sigma_1$, we have that $\sigma_i \leq \sigma_1 < 1/t$, and at this stage g_t is an increasing function of x , so every term is upper bounded by $\exp(-2t\sigma_1)\sigma_1^2$. This leads to a bound for the first term above:

$$E_1 \leq \int_0^{1/\sigma_1} \exp(-t\sigma_1)\sigma_1 \|\alpha\|_2 dt = (1 - 1/e) \|\mathbf{x}_0 - \Pi_{\mathbf{X}^*}(\mathbf{x}_0)\|_2. \quad (23)$$

Similarly, for the last integral, when $t \geq 1/\sigma_{d^+}$, we have all $\sigma_i \geq \sigma_{d^+} > 1/t$, and here g_t is a decreasing function of x , so every term is upper bounded by $\exp(-2t\sigma_{d^+})\sigma_{d^+}^2$, so the last term is upper bounded as:

$$E_2 \leq \int_{1/\sigma_{d^+}}^{\infty} \exp(-t\sigma_{d^+})\sigma_{d^+} \|\alpha\|_2 dt = (1/e) \|\mathbf{x}_0 - \Pi_{\mathbf{X}^*}(\mathbf{x}_0)\|_2. \quad (24)$$

Last, for the middle integral, consider a particular term T_j . If $\sigma_j = \sigma_{j+1}$, $T_j = 0 = \kappa_j^{-1/(\kappa_j-1)}(1 - 1/\kappa_j)$. Else, define $t_j := \log(\kappa_j)/(\sigma_j - \sigma_{j+1})$ and observe that that $t_j \in (1/\sigma_j, 1/\sigma_{j+1})$. We can split T_j into two parts:

$$T_j = \int_{1/\sigma_j}^{t_j} \sqrt{\sum_{i=1}^d \exp(-2t\sigma_i) \sigma_i^2 \alpha_i^2} dt + \int_{t_j}^{1/\sigma_{j+1}} \sqrt{\sum_{i=1}^d \exp(-2t\sigma_i) \sigma_i^2 \alpha_i^2} dt.$$

Whenever $1/\sigma_j < t < 1/\sigma_{j+1}$, $\sigma_{j+1} < 1/t < \sigma_j$. Thus, for every t , the value of $\max\{g_t(\sigma_j), g_t(\sigma_{j+1})\}$ dominates every $g_t(\sigma_i)$. Which one of these two is larger depends on which side of t_j we consider. In the first term, $g_t(\sigma_j)$ dominates, and in the second $g_t(\sigma_{j+1})$ dominates. This yields an upper bound of:

$$\begin{aligned} T_j &\leq \int_{1/\sigma_j}^{t_j} \exp(-t\sigma_j) \sigma_j \|\alpha\|_2 dt + \int_{t_j}^{1/\sigma_{j+1}} \exp(-t\sigma_{j+1}) \sigma_{j+1} \|\alpha\|_2 dt \\ &= (\exp(-t_j\sigma_{j+1}) - \exp(-t_{j+1}\sigma_j)) \|\alpha\|_2 \\ &= \kappa_j^{-1/(\kappa_j-1)} (1 - 1/\kappa_j) \|\mathbf{x}_0 - \Pi_{\mathbf{X}^*}(\mathbf{x}_0)\|_2. \end{aligned} \quad (25)$$

Summing up the bounds in Equations (23), (24), (25), we get

$$\zeta \leq \left(1 + \sum_{j=d-1}^1 \kappa_j^{-1/(\kappa_j-1)} (1 - 1/\kappa_j) \right) \|\mathbf{x}_0 - \Pi_{\mathbf{X}^*}(\mathbf{x}_0)\|_2.$$

Next, we simplify the above expression in terms of κ . Note the following fact for all $x \geq 1$ (this can be seen graphically):

$$x^{-1/(x-1)} (1 - 1/x) \leq \frac{\log x}{e}.$$

Thus

$$\sum_{j=1}^{d^+-1} \kappa_j^{-1/(\kappa_j-1)} (1 - 1/\kappa_j) \leq \sum_{j=1}^{d^+-1} \frac{\log \kappa_j}{e} = \frac{\log \kappa}{e},$$

which gives a $\mathcal{O}(\log \kappa)$ bound. We use a different technique to obtain a $\mathcal{O}(\sqrt{\log \kappa})$ bound.

Let $r = \lceil \log_2(\kappa) \rceil = \lceil \log_2(\sigma_1/\sigma_{d^+}) \rceil$ and consider the r intervals given by $I_k = [2^{k-1}\sigma_{d^+}, 2^k\sigma_{d^+}]$ for $k \in [r]$. If $\sigma_i \in I_k$, observe that $2^k\sigma_{d^+} \geq \sigma_i \geq 2^{k-1}\sigma_{d^+}$ and thus for any t

$$\exp(-2t\sigma_i) \sigma_i^2 \leq \exp(-2t(2^{k-1}\sigma_{d^+})) 2^{2k}\sigma_{d^+}^2.$$

Define $\theta_k := \sqrt{\sum_{i:\sigma_i \in I_k} \alpha_i^2}$. Then

$$\begin{aligned} \int_{1/\sigma_1}^{1/\sigma_{d^+}} \sqrt{\sum_{i=1}^{d^+} \exp(-2t\sigma_i) \sigma_i^2 \alpha_i^2} dt &\leq \int_{1/\sigma_1}^{1/\sigma_{d^+}} \left(\sum_{k=1}^r \sqrt{\sum_{i:\sigma_i \in I_k} \exp(-2t(2^{k-1}\sigma_{d^+})) 2^{2k}\sigma_{d^+}^2 \alpha_i^2} \right) dt \\ &= \int_{1/\sigma_1}^{1/\sigma_{d^+}} \left(\sum_{k=1}^r \theta_k \exp(-t(2^{k-1}\sigma_{d^+})) 2^k\sigma_{d^+} \right) dt \\ &= \sum_{k=1}^r \theta_k \int_{1/\sigma_1}^{1/\sigma_{d^+}} \exp(-t(2^{k-1}\sigma_{d^+})) 2^k\sigma_{d^+} dt \\ &= 2 \sum_{k=1}^r \theta_k (\exp(-(2^{k-1}\sigma_{d^+})/\sigma_1) - \exp(-(2^{k-1}\sigma_{d^+})/\sigma_{d^+})) \end{aligned}$$

$$\begin{aligned}
&\leq 2 \sum_{k=1}^r \theta_k (\exp(-2^{k-1}/2^r)) \\
&\leq 2 \sum_{k=1}^r \theta_k \\
&\leq 2\sqrt{r} \sqrt{\sum_{k=1}^r \theta_k^2} \\
&\leq 2\sqrt{\log_2(2\kappa)} \|\mathbf{x}_0 - \Pi_{\mathbf{X}^*}(\mathbf{x}_0)\|_2 \\
&\leq 4 \max(1, \sqrt{\log_2 \kappa}) \|\mathbf{x}_0 - \Pi_{\mathbf{X}^*}(\mathbf{x}_0)\|_2 \\
&\leq 5 \max(1, \sqrt{\log \kappa}) \|\mathbf{x}_0 - \Pi_{\mathbf{X}^*}(\mathbf{x}_0)\|_2.
\end{aligned}$$

We can remove the max in the above expression to make it succinct, by writing it as part of the more general Equation (12). Suppose $\sqrt{\log \kappa} < 1$ (that is, 1 dominates the max), then $\log \kappa < 1$ and thus

$$\left(1 + \sum_{j=d-1}^1 \kappa_j^{-1/(\kappa_j-1)} (1 - 1/\kappa_j) \right) \leq 1 + \frac{\log \kappa}{e} \leq 5 = 5 \max(1, \sqrt{\log \kappa}),$$

so that the minimum operator in Equation (12) would not pick out $5 \max(1, \sqrt{\log \kappa})$.

This concludes the proof in the GF case. For GD, since $\mathbf{A}^T y = (\mathbf{A}^T \mathbf{A}) \Pi_{\mathbf{X}^*}(\mathbf{x}_0)$, Equation (11) leads to the following recurrence for $k \geq 1$:

$$\mathbf{x}_k - \Pi_{\mathbf{X}^*}(\mathbf{x}_0) = \mathbf{x}_{k-1} - \Pi_{\mathbf{X}^*}(\mathbf{x}_0) - \eta \left(\frac{\mathbf{A}^T \mathbf{A}}{n} \right) (\mathbf{x}_{k-1} - \Pi_{\mathbf{X}^*}(\mathbf{x}_0)) = (I - \eta \Sigma) (\mathbf{x}_{k-1} - \Pi_{\mathbf{X}^*}(\mathbf{x}_0)).$$

Thus for $k \in \mathbb{N}_0$,

$$(\mathbf{x}_k - \Pi_{\mathbf{X}^*}(\mathbf{x}_0)) = (I - \eta \Sigma)^k (\mathbf{x}_0 - \Pi_{\mathbf{X}^*}(\mathbf{x}_0))$$

Then we can compute the path length as follows:

$$\begin{aligned}
\text{For } k \geq 1, \|\mathbf{x}_k - \mathbf{x}_{k-1}\|_2 &= \|(\mathbf{x}_k - \Pi_{\mathbf{X}^*}(\mathbf{x}_0)) - (\mathbf{x}_{k-1} - \Pi_{\mathbf{X}^*}(\mathbf{x}_0))\|_2 \\
&= \left\| (I - \eta \Sigma)^{k-1} (\eta \Sigma) (\mathbf{x}_0 - \Pi_{\mathbf{X}^*}(\mathbf{x}_0)) \right\|_2.
\end{aligned}$$

Taking a sum over all iterates from $k = 0$ to ∞ , we obtain the bound

$$\zeta_\eta = \sum_{k=0}^{\infty} \left\| (I - \eta \Sigma)^k (\eta \Sigma) (\mathbf{x}_0 - \Pi_{\mathbf{X}^*}(\mathbf{x}_0)) \right\|_2.$$

Note that η is such that the singular values of $\eta \Sigma$ are $1 \geq \sigma'_1 \geq \sigma'_2 \cdots \geq \sigma'_p > 0$. For every $j \in [d^+ - 1]$, we have $\kappa_j = \sigma'_j / \sigma'_{j+1}$. Also observe that α_i is the component of $(\mathbf{x}_0 - \Pi_{\mathbf{X}^*}(\mathbf{x}_0))$ in the direction of the eigenvector of $\eta \Sigma$ that corresponds to the eigenvalue σ'_i . Thus,

$$\zeta_\eta = \sum_{k=0}^{\infty} \sqrt{\sum_{i=1}^{d^+} (1 - \sigma'_i)^{2k} \sigma_i'^2 \alpha_i^2}$$

$$\begin{aligned}
&\leq \sum_{k=0}^{\infty} \sqrt{\sum_{i=1}^{d^+} \exp(-2k\sigma'_i) \sigma_i'^2 \alpha_i^2} \\
&\leq \|\mathbf{x}_0 - \Pi_{\mathbf{X}^*}(\mathbf{x}_0)\|_2 + \sum_{k=1}^{\infty} \sqrt{\sum_{i=1}^{d^+} \exp(-2k\sigma'_i) \sigma_i'^2 \alpha_i^2} \\
&\leq \|\mathbf{x}_0 - \Pi_{\mathbf{X}^*}(\mathbf{x}_0)\|_2 + \int_0^{\infty} \sqrt{\sum_{i=1}^{d^+} \exp(-2t\sigma'_i) \sigma_i'^2 \alpha_i^2} dt \\
&= \|\mathbf{x}_0 - \Pi_{\mathbf{X}^*}(\mathbf{x}_0)\|_2 + \int_0^{\infty} \sqrt{\sum_{i=1}^{d^+} \exp(-2t\sigma_i) \sigma_i^2 \alpha_i^2} dt \quad (\text{reparameterizing } t \rightarrow \eta t) \\
&= \|\mathbf{x}_0 - \Pi_{\mathbf{X}^*}(\mathbf{x}_0)\|_2 + \zeta,
\end{aligned}$$

as was to be shown. \square

Proof of Theorem 2.5. In each component i , let $\mathbf{x}_{(i)}^*$ denote the unique minimum. We will consider GF on f with some initial point \mathbf{x}_0 . For every index i consider the following potential function for any time t such that $(\mathbf{x}_t)_{(i)} \neq \mathbf{x}_{(i)}^*$:

$$\phi(t) = \frac{g'_{(i)}((\mathbf{x}_t)_{(i)})}{(\mathbf{x}_t)_{(i)} - \mathbf{x}_{(i)}^*}.$$

First note that by convexity, $\phi(t) \geq 0$. We will show that $\phi(t)$ is decreasing in t .

$$\begin{aligned}
\phi'(t) &= \frac{d\phi(t)}{d\mathbf{x}_{(i)}} \cdot \frac{d\mathbf{x}_{(i)}}{dt} \\
&= \left(\frac{g''_{(i)}((\mathbf{x}_t)_{(i)})}{(\mathbf{x}_t)_{(i)} - \mathbf{x}_{(i)}^*} - \frac{g'_{(i)}((\mathbf{x}_t)_{(i)})}{((\mathbf{x}_t)_{(i)} - \mathbf{x}_{(i)}^*)^2} \right) \left(-g'_{(i)}(\mathbf{x}_{(i)}) \right).
\end{aligned}$$

Suppose $((\mathbf{x}_t)_{(i)} - \mathbf{x}_{(i)}^*) \geq 0$. Then by convexity, $g'_{(i)}(\mathbf{x}_{(i)}) \geq 0$. Now observe that

$$\begin{aligned}
g'_{(i)}((\mathbf{x}_t)_{(i)}) &= \int_{\mathbf{x}_{(i)}^*}^{(\mathbf{x}_t)_{(i)}} g''_{(i)}(x) dx \\
&\leq \int_{\mathbf{x}_{(i)}^*}^{(\mathbf{x}_t)_{(i)}} g''_{(i)}((\mathbf{x}_t)_{(i)}) dx \quad (\text{since } g'' \text{ is assumed to be non-decreasing}) \\
&= g''_{(i)}((\mathbf{x}_t)_{(i)})((\mathbf{x}_t)_{(i)} - \mathbf{x}_{(i)}^*).
\end{aligned}$$

Thus $\phi'(t) \leq 0$. Alternately, suppose $((\mathbf{x}_t)_{(i)} - \mathbf{x}_{(i)}^*) \leq 0$. Then by convexity, $g'_{(i)}(\mathbf{x}_{(i)}) \leq 0$. Now observe that

$$g'_{(i)}((\mathbf{x}_t)_{(i)}) = \int_{\mathbf{x}_{(i)}^*}^{(\mathbf{x}_t)_{(i)}} g''_{(i)}(x) dx$$

$$\begin{aligned}
&\geq \int_{\mathbf{x}_{(i)}^*}^{(\mathbf{x}_t)_{(i)}} g''_{(i)}((\mathbf{x}_t)_{(i)}) dx && \text{(since } g'' \text{ is assumed to be non-decreasing)} \\
&= g''_{(i)}((\mathbf{x}_t)_{(i)})(\mathbf{x}_t)_{(i)} - \mathbf{x}_{(i)}^*.
\end{aligned}$$

In this case too we observe that $\phi'(t) \leq 0$. Thus, for every t such that $(\mathbf{x}_t)_{(i)} \neq \mathbf{x}_{(i)}^*$, $\phi'(t) \leq 0$. Also, since g_i is μ -strongly convex and has L -Lipschitz gradients $\phi(t) \in [\mu, L]$. Suppose $\phi(t) = c \geq \mu$. Then for every $s \leq t$, $\phi(s) \geq c$. Consider the Lyapunov function $\varepsilon_s = e^{2cs}((\mathbf{x}_s)_{(i)} - \mathbf{x}_{(i)}^*)^2$. For $s \leq t$

$$\begin{aligned}
\dot{\varepsilon}_s &= e^{2cs} \left(2c((\mathbf{x}_s)_{(i)} - \mathbf{x}_{(i)}^*)^2 - 2((\mathbf{x}_s)_{(i)} - \mathbf{x}_{(i)}^*)((\mathbf{x}_s)_{(i)}) \right) \\
&= e^{2cs} \left(2c((\mathbf{x}_s)_{(i)} - \mathbf{x}_{(i)}^*)^2 - 2((\mathbf{x}_s)_{(i)} - \mathbf{x}_{(i)}^*)^2 \phi(s) \right) \\
&\leq 0.
\end{aligned}$$

Thus

$$e^{2ct}((\mathbf{x}_t)_{(i)} - \mathbf{x}_{(i)}^*)^2 \varepsilon_t \leq \varepsilon_0 = ((\mathbf{x}_0)_{(i)} - \mathbf{x}_{(i)}^*)^2.$$

Since $\phi(t) = c$, we can compute the following bound on $|g'_{(i)}((\mathbf{x}_t)_{(i)})|$:

$$\begin{aligned}
|g'_{(i)}((\mathbf{x}_t)_{(i)})| &= c |(\mathbf{x}_t)_{(i)} - \mathbf{x}_{(i)}^*| \\
&\leq ce^{-ct} |(\mathbf{x}_0)_{(i)} - \mathbf{x}_{(i)}^*|.
\end{aligned}$$

Thus if $(\mathbf{x}_s)_{(i)} \neq \mathbf{x}_{(i)}^*$, then $|g'_{(i)}((\mathbf{x}_t)_{(i)})| \leq ce^{-ct} |(\mathbf{x}_0)_{(i)} - \mathbf{x}_{(i)}^*|$ for some $c \in [\mu, L]$. However, if $(\mathbf{x}_s)_{(i)} = \mathbf{x}_{(i)}^*$, then $|g'_{(i)}((\mathbf{x}_t)_{(i)})| = 0 \leq ce^{-ct} |(\mathbf{x}_0)_{(i)} - \mathbf{x}_{(i)}^*|$. Thus for every t , $|g'_{(i)}((\mathbf{x}_t)_{(i)})| \leq ce^{-ct} |(\mathbf{x}_0)_{(i)} - \mathbf{x}_{(i)}^*|$ for some $c \in [\mu, L]$.

Now split the integral as follows:

$$\begin{aligned}
\zeta &= \int_0^\infty \sqrt{\sum_{i=1}^d (g'_{(i)}((\mathbf{x}_t)_{(i)}))^2} dt \\
&= \underbrace{\int_0^{1/L} \sqrt{\sum_{i=1}^d (g'_{(i)}((\mathbf{x}_t)_{(i)}))^2} dt}_{E_1} + \underbrace{\int_{1/L}^{1/\mu} \sqrt{\sum_{i=1}^d (g'_{(i)}((\mathbf{x}_t)_{(i)}))^2} dt}_{E_2} + \underbrace{\int_{1/\mu}^\infty \sqrt{\sum_{i=1}^d (g'_{(i)}((\mathbf{x}_t)_{(i)}))^2} dt}_{E_3}.
\end{aligned}$$

To bound E_1 observe that for $t \in [0, 1/L]$ and $c \in [\mu, L]$, $ce^{-ct} \leq Le^{-Lt}$. Thus

$$\begin{aligned}
E_1 &\leq \int_0^{1/L} Le^{-Lt} \sqrt{\sum_{i=1}^d ((\mathbf{x}_0)_{(i)} - \mathbf{x}_{(i)}^*)^2} dt \\
&= \left(1 - \frac{1}{e}\right) \|\mathbf{x}_0 - \Pi_{\mathbf{X}^*}(\mathbf{x}_0)\|_2.
\end{aligned}$$

Similarly for E_3 observe that for $t \in [1/\mu, \infty)$ and $c \in [\mu, L]$, $ce^{-ct} \leq \mu e^{-\mu t}$. Thus

$$\begin{aligned} E_3 &\leq \int_{1/\mu}^{\infty} \mu e^{-\mu t} \sqrt{\sum_{i=1}^d \left((\mathbf{x}_0)_{(i)} - \mathbf{x}_{(i)}^* \right)^2} dt \\ &= \left(\frac{1}{e} \right) \|\mathbf{x}_0 - \Pi_{\mathbf{X}^*}(\mathbf{x}_0)\|_2. \end{aligned}$$

To bound E_2 , we will further split the integral. Define $\alpha_i = (\mathbf{x}_0)_{(i)} - \mathbf{x}_{(i)}^*$. Observe that for some fixed $t > 0$ and $\max_{c \geq 0} ce^{-ct} = (1/te)$. Thus for $t \in [2^{k-1}/L, 2^k/L]$ and $c \geq 0$, $ce^{-ct} \leq \frac{L}{2^{k-1}e}$. Then

$$\begin{aligned} E_2 &\leq \sum_{k=1}^r \int_{2^{k-1}/L}^{2^k/L} \sqrt{\sum_{i=1}^d \left(g'_{(i)}((\mathbf{x}_t)_{(i)}) \right)^2} dt \\ &\leq \sum_{k=1}^r \int_{2^{k-1}/L}^{2^k/L} \left(\frac{L}{2^{k-1}e} \right) \|\mathbf{x}_0 - \Pi_{\mathbf{X}^*}(\mathbf{x}_0)\|_2 \\ &= \sum_{k=1}^r \left(\frac{2^k}{L} - \frac{2^{k-1}}{L} \right) \left(\frac{L}{2^{k-1}e} \right) \|\mathbf{x}_0 - \Pi_{\mathbf{X}^*}(\mathbf{x}_0)\|_2 \\ &= r \|\mathbf{x}_0 - \Pi_{\mathbf{X}^*}(\mathbf{x}_0)\|_2 / e \\ &\leq (\log_2(2\kappa)/e) \|\mathbf{x}_0 - \Pi_{\mathbf{X}^*}(\mathbf{x}_0)\|_2 \\ &\leq (1 + \log \kappa) \|\mathbf{x}_0 - \Pi_{\mathbf{X}^*}(\mathbf{x}_0)\|_2. \end{aligned}$$

Thus

$$\zeta \leq (2 + \log \kappa) \|\mathbf{x}_0 - \Pi_{\mathbf{X}^*}(\mathbf{x}_0)\|_2.$$

□

D Proof of Theorem 4.1

We first provide a broad structure of the proof, and then prove the individual claims in separate subsections.

For any dimension $d \geq 6$, we will construct a function $f : \mathbb{R}^d \rightarrow \mathbb{R}$ that will be separable over its parameter $\mathbf{x} = (\mathbf{x}_{(1)}, \mathbf{x}_{(2)}, \dots, \mathbf{x}_{(d)}) \in \mathbb{R}^d$, as per Equation (14):

$$f(\mathbf{x}) = \sum_{i=1}^d g(\mathbf{x}_{(i)}).$$

f will be constructed so that its condition number ν will be bounded as $\nu \leq 3d^2$. For this f we will exhibit an \mathbf{x}_0 such that GF or GD have a path length lower bounded as ζ (or ζ_η) $\geq \frac{c\sqrt{d}}{\log d} \text{dist}(\mathbf{x}_0, \mathbf{X}^*)$ for $c = 1/6$ in the GF case (see Equation (30)) and $c = 1/16$ in the GD case (see Equation (32)).

To help motivate this construction, we first prove that such a construction will lead to the statement of the theorem. Suppose the prescribed condition number bound κ is such that $\kappa > 3d^2$. Then the condition number ν of the function we constructed is bounded by $\nu \leq \kappa$ and hence the function is in \mathcal{F}_κ . Then

$$\zeta \text{ (or } \zeta_\eta) \geq \frac{c\sqrt{d}}{\log d} \text{dist}(\mathbf{x}_0, \mathbf{X}^*) \geq \min \left\{ \frac{c\sqrt{d}}{\log d}, \frac{c\kappa^{1/4}}{\log \kappa} \right\} \text{dist}(\mathbf{x}_0, \mathbf{X}^*),$$

completing the proof for $\kappa > 3d^2$.

On the other hand suppose $\kappa \leq 3d^2$. Since $\kappa \geq 216$, $\sqrt{\kappa} - \sqrt{\kappa/2} > \sqrt{3}$, and so there exists a $\kappa/2 \leq \nu \leq \kappa$ such that $\sqrt{\nu/3}$ is an integer, say d' . Note that $d \geq d' \geq 6$ because $d' = \sqrt{\nu/3} \geq \sqrt{\kappa/6} \geq 6$ (this is the only part of the proof that uses $\kappa \geq 216$). Since f is separable, we can simply ignore $d-d'$ components of \mathbb{R}^d and instead write $f(\mathbf{x}) = \sum_{i=1}^{d'} g(\mathbf{x}_{(i)})$. Via the same construction, the path length and condition number of f will depend on d' as follows:

the condition number is at most $\nu \leq \kappa$, so that $f \in \mathcal{F}_\kappa$,

and the path length is at least

$$\zeta \text{ (or } \zeta_\eta) \geq \frac{c\sqrt{d'}}{\log d'} \text{dist}(\mathbf{x}_0, \mathbf{X}^*).$$

Since $216 \leq \kappa \leq 2\nu \leq 6d'^2$, $e \leq 6 \leq \sqrt{\kappa/6} = d'$. Again, since the function $\sqrt{x}/(\log x)$ is increasing in x for $x \geq e^2$, we conclude

$$\begin{aligned} \frac{\sqrt{d'}}{\log d'} &\geq \frac{(\kappa/6)^{1/4}}{\log(\sqrt{\kappa/6})} \\ &\geq \frac{2(\kappa/6)^{1/4}}{\log \kappa} \\ &\geq \frac{\kappa^{1/4}}{\log \kappa}. \end{aligned}$$

This leads to the path length bound

$$\zeta \text{ (or } \zeta_\eta) \geq \frac{c\sqrt{d'}}{\log d'} \text{dist}(\mathbf{x}_0, \mathbf{X}^*) \geq \min \left\{ \frac{c\sqrt{d}}{\log d}, \frac{c\kappa^{1/4}}{\log \kappa} \right\} \text{dist}(\mathbf{x}_0, \mathbf{X}^*),$$

completing the proof for $\kappa \leq 3d^2$.

We now exhibit the pathological function g that defines f and prove some properties about it.

D.1 Construction of g

For any dimension $d \geq 6$ we will exhibit the g such that for $f(\mathbf{x}) = \sum_{i=1}^d g(\mathbf{x}_{(i)})$, (a) the condition number ν of f is bounded as $\nu \leq 3d^2$ and (b) the path length for some initial point

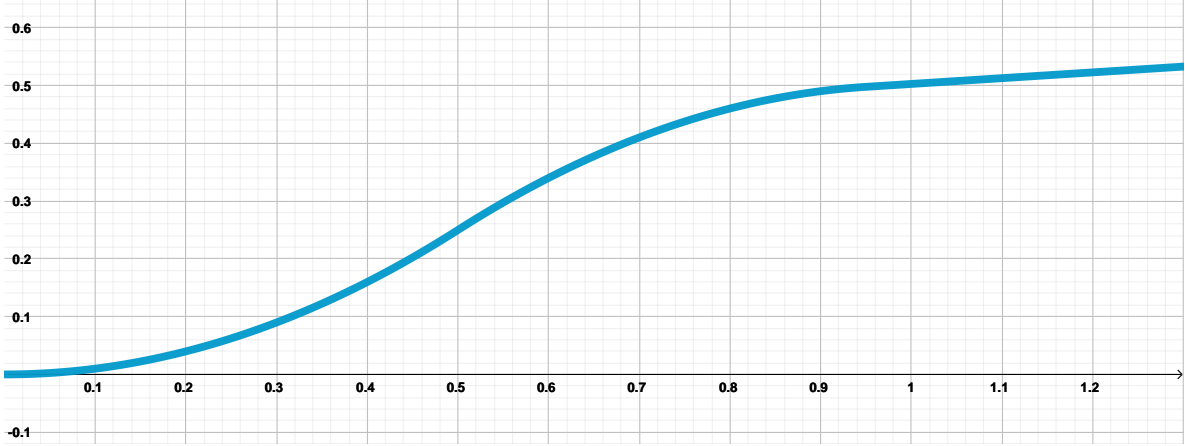


Figure 8: $g(\cdot)$ as defined in Equation (26).

\mathbf{x}_0 (different for GF and GD) is lower bounded by

$$\zeta \geq \frac{\sqrt{d}}{6 \log d} \text{dist}(\mathbf{x}_0, \mathbf{X}^*) \text{ that is } c = 1/6,$$

for GF and

$$\zeta_\eta \geq \frac{\sqrt{d}}{16 \log d} \text{dist}(\mathbf{x}_0, \mathbf{X}^*) \text{ that is } c = 1/16,$$

for GD with some $\eta \in [1/2L, 1/L]$. As argued before this will prove the theorem statement.

Define $\delta = 1/d$ and note that since $d \geq 6$, $\delta \leq 0.2$. Define the component function $g : \mathbb{R} \rightarrow \mathbb{R}$ as follows:

$$g(x) = \begin{cases} 0 & \text{if } x \leq 0 \\ x^2 & \text{if } x \in [0, 0.5] \\ 0.5 - (1-x)^2 & \text{if } x \in [0.5, 1-\delta] \\ (0.5 - \delta^2) + 2\delta(x - (1-\delta)) & \text{if } x \in [1-\delta, \gamma] \\ \alpha + \beta x^2 & \text{if } x \geq \gamma, \end{cases} \quad (26)$$

where

$$\begin{aligned} \gamma &= 1 - \delta + 6 \log(1/2\delta), \\ \beta &= \frac{\delta}{\gamma}, \\ \alpha &= (0.5 - \delta^2) + 2\delta(\gamma - (1 - \delta)) - \beta\gamma^2. \end{aligned}$$

(The exact value of α, β, γ is not very relevant. γ is set so that GF or GD with the initial point (to be defined shortly) does not ever access this region. Yet, to ensure that the function is PL everywhere, we have quadratic growth away from γ . α, β are set such that the function remains differentiable at γ .)

g is plotted in Figure 8. g is everywhere continuously differentiable with the following gradient:

$$\nabla g(x) = \begin{cases} 0 & \text{if } x \leq 0 \\ 2x & \text{if } x \in [0, 0.5] \\ 2(1-x) & \text{if } x \in [0.5, 1-\delta] \\ 2\delta & \text{if } x \in [1-\delta, \gamma] \\ 2\beta x & \text{if } x \geq \gamma. \end{cases}$$

Thus f is also continuously differentiable. We consider gradient flow and gradient descent on f . We can write the update equations for each component separately:

$$\text{GF : } \quad (\dot{\mathbf{x}})_{(i)} = -\nabla g(\mathbf{x}_{(i)}), \quad (27)$$

$$\text{GD : } \quad (\mathbf{x}^+)_{(i)} = -\eta \nabla g(\mathbf{x}_{(i)}). \quad (28)$$

We prove a path length lower bound starting from specific initialization points \mathbf{x}_0 which are introduced next.

D.2 Identification of \mathbf{x}_0

We will need slightly different initialization points for GF and GD to ease computation (the main principle is the same). For GF we will set the following initialization point \mathbf{x}_0 :

$$(\mathbf{x}_0)_{(i)} = \begin{cases} 0.5 & \text{if } i = 1 \\ (1-\delta) + \delta(i-2) \log(1/2\delta) & \text{if } i > 1. \end{cases}$$

For GD, for ease of computation set $\eta \in [1/4, 1/2]$ ($\equiv [1/2L, 1/L]$) such that

$$k_1 := \log_{1+2\eta}(1/2\delta) = \frac{\log(1/2\delta)}{\log(1+2\eta)}$$

is a natural number. This is possible for $d \geq 6$ since

$$\log(1/2\delta) \geq 1.7 \text{ and } \left(\frac{1}{\log(2)}, \frac{1}{\log(1.5)} \right) \supset (1.5, 2.4) \text{ so that } \log(1/2\delta)(2.4 - 1.5) \geq 1.$$

Observe that $k_1 \leq 3 \log(1/2\delta)$. Given this η and k_1 , define the following initialization point \mathbf{x}_0 for GD:

$$(\mathbf{x}_0)_{(i)} = \begin{cases} 0.5 & \text{if } i = 1 \\ (1-\delta) + 2k_1\delta(i-2) & \text{if } i > 1. \end{cases}$$

The GD and GF bounds follow the same technique but the precise computation is slightly different. Thus we write the GD and GF bounds separately in the following subsections. The main idea behind the staggering as discussed in the main paper and illustrated in Figure 5 is that in every consecutive iterate a single component goes from value 0.5 to 0.0 leading a large path length.

D.3 GF analysis

We make the following observations about the function f and the initial point \mathbf{x}_0 .

(1.1) The distance between the initial and the optimal set is bounded as,

$$\begin{aligned}
\text{dist}(\mathbf{x}_0, \mathbf{X}^*) = \|\mathbf{x}_0 - \mathbf{0}\|_2 &\leq \sqrt{\sum_{i=1}^d (1 + (i\delta \log(1/2\delta)))^2} \\
&\leq \sqrt{\sum_{i=1}^d (1 + (i \log(d)/d))^2} \\
&\leq \sqrt{2 \sum_{i=1}^d (1 + (i \log(d)/d)^2)} \\
&= \sqrt{2d + 2 \sum_{i=1}^d (i \log(d)/d)^2} \\
&= \sqrt{2d + 2 \left(\frac{d(d+1)(2d+1) \log^2 d}{6d^2} \right)} \\
&\leq \sqrt{2d + (d \log^2 d)} && \text{(since } d \geq 6\text{)} \\
&\leq \sqrt{d \log^2 d + d \log^2 d} && \text{(since } d \geq 6\text{)} \\
&= \sqrt{2d} \log d. && (29)
\end{aligned}$$

(1.2) $f^* = 0$.

(1.3) The gradients of f are L -Lipschitz with $L = 2$. To see this, first notice that the gradients of g are 2-Lipschitz since they are 2-Lipschitz in each of the pieces in the definition (26), and the derivatives are continuous. Then

$$\begin{aligned}
\langle \nabla f(\mathbf{x}) - \nabla f(\mathbf{y}), \mathbf{x} - \mathbf{y} \rangle &= \sum_{i=1}^d (g(\mathbf{x}_{(i)}) - g(\mathbf{y}_{(i)}))(\mathbf{x}_{(i)} - \mathbf{y}_{(i)}) \\
&\leq \sum_{i=1}^d 2(\mathbf{x}_{(i)} - \mathbf{y}_{(i)})^2 && \text{(since the gradients of } g \text{ are 2-Lipschitz)} \\
&= 2 \|\mathbf{x} - \mathbf{y}\|_2^2.
\end{aligned}$$

(1.4) f is μ -PL for $\mu = 2/3d^2$. To see this, first observe that

$$\frac{\|\nabla f(\mathbf{x})\|_2^2}{2(f(\mathbf{x}) - f^*)} = \frac{\|\nabla f(\mathbf{x})\|_2^2}{2f(\mathbf{x})} \geq \min_i \left(\min_{\mathbf{x}_{(i)} \in (0, \max_i(\mathbf{x}_0)_{(i)}]} \frac{(\nabla g(\mathbf{x}_{(i)}))^2}{2g(\mathbf{x}_{(i)})} \right) = \min_{x \in (0, \max_i(\mathbf{x}_0)_{(i)}]} \frac{(\nabla g(x))^2}{2g(x)}.$$

We bound the final quantity for each piece in the definition (26) where $g(x) \neq 0$:

- $x \in (0, 0.5]$. $g(x) = x^2$, $(\nabla g(x))^2 = 4x^2$. Thus $(\nabla g(x))^2/2g(x) = 2 \geq \mu$.
- $x \in [0.5, 1-\delta]$. $g(x) \leq 1$, $(\nabla g(x))^2 \geq (2\delta)^2 = 4\delta^2$. Thus $(\nabla g(x))^2/2g(x) \geq 2\delta^2 \geq \mu$.
- $x \in [1-\delta, \gamma]$. Here, $(\nabla g(x))^2 = 4\delta^2$, and

$$\begin{aligned} \max_{x \in [1-\delta, \gamma]} g(x) &= (0.5 - \delta^2) + 12\delta^2(d-2) \log(d/2) \\ &\leq 0.5 + 12 \log(d/2)/d \\ &\leq 3 \end{aligned} \quad (\text{for all } x, 12 \log(x/2)/x \leq 2.5).$$

Thus, $(\nabla g(x))^2/2g(x) \geq 2\delta^2/3 = \mu$

- $x \in [\gamma, \infty)$. $(\nabla g(x))^2 = 4\beta^2 x^2$, and $g(x) = (\alpha + \beta x)^2$. The ratio is minimized at $x = \gamma$, where $g(x) = (0.5 - \delta^2) + 12\delta \log(1/2\delta)$:

$$\begin{aligned} \frac{4\beta^2 \gamma^2}{g(\gamma)} &= \frac{2\delta^2}{0.5 + 12 \log(d/2)/d} \\ &\geq \frac{2\delta^2}{3} \\ &= \mu. \end{aligned} \quad (\text{for all } x, 12 \log(x/2)/x \leq 2.5)$$

(1.5) The condition number of f , $\nu = L/\mu \leq 3d^2$.

Consider the time interval $[0, t_1]$ where t_1 is given by,

$$t_1 = \frac{\log(1/2\delta)}{2}.$$

We make the following computations to determine the value of \mathbf{x}_{t_1} :

(2.1) $(\mathbf{x}_{t_1})_{(1)}$: The flow for $(\mathbf{x}_t)_{(1)}$ in the interval $[0, 0.5]$ is given as $(\mathbf{x}_t)_{(1)} = 0.5e^{-2t}$. Thus

$$(\mathbf{x}_{t_1})_{(1)} = 0.5e^{-\log(1/2\delta)} = \delta.$$

(2.2) $(\mathbf{x}_{t_1})_{(2)}$: The flow for $(\mathbf{x}_t)_{(2)}$ in the interval $[0.5, 1-\delta]$ is given as $(\mathbf{x}_t)_{(2)} = 1 - \delta e^{2t}$. As computed below, $(\mathbf{x}_t)_{(2)}$ decreases from $(1-\delta)$ to 0.5 for $t \in [0, t_1]$, and achieves the value 0.5 at t_1 :

$$(\mathbf{x}_{t_1})_{(2)} = 1 - \frac{\delta}{2\delta} = 0.5.$$

(2.3) $(\mathbf{x}_{t_1})_{(i)}$, for $i \geq 3$: The flow for $(\mathbf{x}_t)_{(i)}$ in the interval $[1-\delta, \infty)$ is given as $(\mathbf{x}_t)_{(i)} = (1-\delta) + \delta(i-2) \log(1+2\delta^2) - 2\delta t$. Thus,

$$\begin{aligned} (\mathbf{x}_{t_1})_{(i)} &= (1-\delta) + \delta(i-2) \log(1/2\delta) - 2\delta t_1 \\ &= (1-\delta) + \delta(i-3) \log(1/2\delta). \end{aligned}$$

Given this, first we lower bound the path length for the interval $[0, t_1]$, the path length is at least:

$$\|\mathbf{x}_0 - \mathbf{x}_{t_1}\|_2 \geq (\mathbf{x}_0)_{(2)} - (\mathbf{x}_{t_1})_{(2)} = 0.5 - \delta \geq 0.3.$$

Next we perform the same computations for the interval $[t_1, 2t_1]$. In observations (2.1), (2.2), (2.3) we obtained

$$(\mathbf{x}_{t_1})_{(i)} = \begin{cases} \delta & \text{if } i = 1 \\ 0.5 & \text{if } i = 2 \\ (1 - \delta) + \delta(i - 3) \log(1/2\delta) & \text{if } i > 2. \end{cases}$$

Compare this to \mathbf{x}_0 . Observe that $(\mathbf{x}_{t_1})_{(1)} \leq \delta$, and that for $i > 1$, $(\mathbf{x}_{t_1})_{(i)} = (\mathbf{x}_0)_{(i-1)}$. Thus, for the time interval $[t_1, 2t_1]$, $((\mathbf{x}_t)_{(2)}, (\mathbf{x}_t)_{(3)}, \dots, (\mathbf{x}_t)_{(d)})$ follow the exact same dynamics as did $((\mathbf{x}_t)_{(1)}, (\mathbf{x}_t)_{(2)}, \dots, (\mathbf{x}_t)_{(d-1)})$ for the time interval $[0, t_1]$. Continuing in this fashion, more generally for every $s \in \{0, 1, \dots, d-2\}$, the same computations for the interval $[st_1, (s+1)t_1]$ lead to a path length which is at least:

$$\|\mathbf{x}_{st_1} - \mathbf{x}_{(s+1)t_1}\|_2 \geq (\mathbf{x}_{st_1})_{(s+2)} - (\mathbf{x}_{(s+1)t_1})_{(s+2)} = 0.5 - \delta \geq 0.3.$$

Adding up all path length lower bounds for $s \in \{0, 1, \dots, d-2\}$ we obtain a lower bound on the overall path length:

$$\begin{aligned} \zeta &\geq 0.3(d-1) \\ &\geq \left(\frac{\sqrt{d}}{6 \log d}\right) (\sqrt{2d} \log d) && \text{(since } d \geq 6) \\ &\geq \left(\frac{\sqrt{d}}{6 \log d}\right) \text{dist}(\mathbf{x}_0, \mathbf{X}^*), \end{aligned} \tag{30}$$

where the last inequality uses Equation (29)

D.4 GD analysis

Consider the iterates $k \in \{1, 2, \dots, k_1\}$. As noted previously, k_1 is given by

$$k_1 = \log_{1+2\eta}(1/2\delta).$$

First, we make the following observations analogous to the ones made in the GF case (observations 1.1–1.5) The details can be found in the GF analysis.

(3.1) The distance between the initial and the optimal set is bounded as,

$$\begin{aligned} \text{dist}(\mathbf{x}_0, \mathbf{X}^*) = \|\mathbf{x}_0 - \mathbf{0}\|_2 &\leq \sqrt{\sum_{i=1}^d (1 + (2i\delta k_1))^2} \\ &= \sqrt{2d + 36 \sum_{i=1}^d (i \log(d)/d)^2} && \text{(since } k_1 \leq 3 \log(1/2\delta)) \end{aligned}$$

$$\begin{aligned}
&= \sqrt{2d + 36 \left(\frac{d(d+1)(2d+1) \log^2 d}{6d^2} \right)} \\
&\leq \sqrt{2d + (13d \log^2 d)} && \text{(since } d \geq 6) \\
&\leq 4\sqrt{d} \log d. && (31)
\end{aligned}$$

(3.2) $f^* = 0$.

(3.3) The gradients of f are L -Lipschitz with $L = 2$. This is the same observation as (1.3).

(3.4) f is μ -PL for $\mu = 2/3d^2$. This is the same observation as (1.4).

(3.5) The condition number of f , $\nu = L/\mu \leq 3d^2$.

We make the following computations to determine the value of \mathbf{x}_{k_1} :

(4.1) $(\mathbf{x}_{k_1})_{(1)}$:

$$(\mathbf{x}_{k_1})_{(1)} \leq (\mathbf{x}_1)_{(1)} = 0.5 - \eta \leq 0.25.$$

(4.2) $(\mathbf{x}_{k_1})_{(2)}$: The iterates for $(\mathbf{x}_k)_{(2)}$ for $k \in \{1, 2, \dots, k_1\}$ are $(\mathbf{x}_k)_{(2)} = 1 - (1 + 2\eta)^k \delta$. As computed below, $(\mathbf{x}_k)_{(2)}$ decreases from $(1 - \delta)$ to 0.5 for $k \in \{1, 2, \dots, k_1\}$ and achieves the value 0.5 at k_1 :

$$(\mathbf{x}_{k_1})_{(2)} = 1 - \frac{\delta}{2\delta} = 0.5.$$

(4.3) $(\mathbf{x}_{k_1})_{(i)}$, for $i \geq 3$: The updates for $(\mathbf{x}_k)_{(i)}$ in the interval $[1 - \delta, \infty)$ are given as $(\mathbf{x}_k)_{(i)} = (1 - \delta) + 2\delta(i - 2)k_1 - 2\delta k$. Thus,

$$\begin{aligned}
(\mathbf{x}_{k_1})_{(i)} &= (1 - \delta) + 2\delta(i - 2)k_1 - 2\delta k_1 \\
&= (1 - \delta) + 2\delta(i - 3)k_1.
\end{aligned}$$

Given this, first we lower bound the path length for the iterates $\{1, 2, \dots, k_1\}$. The path length is at least:

$$\|\mathbf{x}_0 - \mathbf{x}_{k_1}\|_2 \geq (\mathbf{x}_0)_{(2)} - (\mathbf{x}_{k_1})_{(2)} = 0.5 - \delta \geq 0.3.$$

Next we perform the same computations for the interval $[t_1, 2t_1]$. Through observations (4.1), (4.2), (4.3) we obtained

$$(\mathbf{x}_{k_1})_{(i)} = \begin{cases} 0.5 - \eta & \text{if } i = 1 \\ 0.5 & \text{if } i = 2 \\ (1 - \delta) + 2\delta(i - 3)k_1 & \text{if } i > 2. \end{cases}$$

Compare this to \mathbf{x}_0 . Observe that for $i > 1$, $(\mathbf{x}_{k_1})_{(i)} = (\mathbf{x}_0)_{(i-1)}$. Thus, for the iterates $\{k_1 + 1, \dots, 2k_1\}$, $((\mathbf{x}_k)_{(2)}, (\mathbf{x}_k)_{(3)}, \dots, (\mathbf{x}_k)_{(d)})$ follow the exact same dynamics as did $((\mathbf{x}_k)_{(1)}, (\mathbf{x}_k)_{(2)}, \dots, (\mathbf{x}_k)_{(d-1)})$ for the time interval $\{1, 2, \dots, k_1\}$. Continuing in this fashion, more generally for every $s \in \{0, 1, \dots, d - 2\}$, the same computations for the interval $\{sk_1 + 1, sk_1 + 2, \dots, (s + 1)k_1\}$ lead to a path length bound at least as large as:

$$\|\mathbf{x}_{sk_1} - \mathbf{x}_{(s+1)k_1}\|_2 \geq (\mathbf{x}_{sk_1})_{(s+2)} - (\mathbf{x}_{(s+1)k_1})_{(s+2)} = 0.5 - \delta \geq 0.3.$$

Adding up all path length lower bounds for $s \in \{0, 1, \dots, d-2\}$ we obtain a lower bound on the overall path length:

$$\begin{aligned}\zeta_\eta &\geq 0.3(d-1) \\ &\geq \left(\frac{\sqrt{d}}{16 \log d}\right) (4\sqrt{d} \log d) \\ &\geq \left(\frac{\sqrt{d}}{16 \log d}\right) \text{dist}(\mathbf{x}_0, \mathbf{X}^*),\end{aligned}\tag{32}$$

where the last inequality uses the bound (31).

E Proof of Theorem 4.2

For any dimension d , we will construct a separable quadratic function in d dimensions:

$$f(\mathbf{x}) = \frac{1}{2} \sum_{i=1}^d a_i \mathbf{x}_{(i)}^2,$$

where $a_i = \omega^{d-i}$ for $\omega = 11$. Since f is a separable quadratic function, it is also a separable quasiconvex function. The condition number of f is $\nu = \omega^{d-1}$, so that $\log \nu = (d-1)(\log \omega)$ and in particular $\sqrt{\log \nu} \leq \sqrt{d(\log \omega)}$. Also $\mathbf{X}^* = \{\mathbf{0}\}$. In what follows we will identify an \mathbf{x}_0 such that the path length for GF satisfies $\zeta \geq 0.7\sqrt{d} \text{dist}(\mathbf{x}_0, \mathbf{X}^*)$ and the path length for GD for $\eta = 1/2a_1 = 1/2L$ satisfies $\zeta_\eta \geq 0.5\sqrt{d} \text{dist}(\mathbf{x}_0, \mathbf{X}^*)$. Before we illustrate this construction, we prove that such a construction would lead to the results in Equations (15) and (16).

For the given value of κ and d , we consider two cases. Suppose $\log \kappa \geq (d-1)(\log \omega)$. Then, the above function with condition number ν satisfies $\nu \geq \kappa$ so that $f \in \mathcal{Q}_\kappa$. The construction ensures that

$$\zeta \text{ (or } \zeta_\eta) \geq c\sqrt{d} \text{dist}(\mathbf{x}_0, \mathbf{X}^*),$$

for appropriate values of c which implies Equations (15) and (16).

On the other hand, suppose $\log \kappa \leq (d-1)(\log \omega)$. Then we identify the largest $2 \leq d' \leq d$ such that $\log \kappa \geq (d'-1)(\log \omega)$ (since $\kappa \geq 5$, this is possible). Note that this means $\log \kappa \leq d'(\log \omega)$. Next we instantiate the construction for dimension d' instead of d , that is

$$f(\mathbf{x}) = \frac{1}{2} \sum_{i=1}^{d'} a_i \mathbf{x}_{(i)}^2,$$

with $a_i = \omega^{d'-i}$. For this f , the condition number $\omega^{d'-1}$ is smaller than κ so that $f \in \mathcal{Q}_\kappa$. The path length is at least

$$\begin{aligned}\zeta \text{ (or } \zeta_\eta) &\geq c\sqrt{d'} \text{dist}(\mathbf{x}_0, \mathbf{X}^*) \\ &\geq c\sqrt{\log \kappa / \log \omega} \text{dist}(\mathbf{x}_0, \mathbf{X}^*) \\ &= (c/\sqrt{\log \omega})\sqrt{\log \kappa} \text{dist}(\mathbf{x}_0, \mathbf{X}^*).\end{aligned}$$

As we will prove, in the GF case, $c = 0.7$ so that $c/\sqrt{\log 11} \geq 0.45$, and in the GD case, $c = 0.5$ so that $c/\sqrt{\log 11} \geq 0.3$. This leads to the bounds in Equations (15) and (16).

Now we analyze the path length for f in d dimensions and show the bound ζ (or ζ_η) $\geq c\sqrt{d} \text{ dist}(\mathbf{x}_0, \mathbf{X}^*)$ for a specific \mathbf{x}_0 .

E.1 GF analysis

Define $\mathbf{x}_0 = \mathbf{1}_d$ so that $\text{dist}(\mathbf{x}_0, \mathbf{X}^*) = \sqrt{d}$. Set $\delta = 0.07$. Observe that the GF dynamics lead to $(\mathbf{x}_t)_{(i)} = e^{-a_i t}$. Consider the time steps $\{t_i\}_{i=0}^d$ where $t_0 = 0$ and $t_i = \log(1/\delta)/a_i$. Observe the following:

1. For every $i \in [d]$, $(\mathbf{x}_{t_i})_{(i)} = \delta$.
2. For every $i \in [d - 1]$,

$$\begin{aligned} (\mathbf{x}_{t_i})_{(i+1)} &= e^{-a_{i+1} t_i} \\ &= e^{-\log(1/\delta)/\omega} \\ &= \delta^{1/\omega}. \end{aligned}$$

Thus splitting the path length integral in these time steps,

$$\begin{aligned} \zeta &= \int_0^\infty \|\dot{\mathbf{x}}_t\|_2 dt \\ &\geq \sum_{i=1}^d \int_{t_{i-1}}^{t_i} \|\dot{\mathbf{x}}_t\|_2 dt \\ &\geq \sum_{i=1}^d \|\mathbf{x}_{t_i} - \mathbf{x}_{t_{i-1}}\|_2 \\ &\geq \sum_{i=1}^d (\mathbf{x}_{t_{i-1}} - \mathbf{x}_{t_i})_{(i)} \\ &\geq \sum_{i=1}^d (\delta^{1/\omega} - \delta) \\ &= d(\delta^{1/\omega} - \delta) \\ &= \sqrt{d} (\delta^{1/\omega} - \delta) \text{ dist}(\mathbf{x}_0, \mathbf{X}^*) \\ &\geq 0.7\sqrt{d} \text{ dist}(\mathbf{x}_0, \mathbf{X}^*) \quad (\text{plugging in values of } \delta \text{ and } \omega). \end{aligned}$$

E.2 GD analysis

Define $\mathbf{x}_0 = \mathbf{1}_d$ so that $\text{dist}(\mathbf{x}_0, \mathbf{X}^*) = \sqrt{d}$. Set $\delta = e^{-3}$. Let $\eta = 1/2a_1 = 1/2L$. Observe that the GD iterates are $(\mathbf{x}_k)_{(i)} = (1 - \eta a_i)^k$. Consider the iterates $\{k_i\}_{i=0}^d$ where $k_0 = 0$ and $k_i = a_1 \log(1/\delta)/a_i$ which are integers. Observe the following:

1. For every $i \in [d]$,

$$\begin{aligned} (\mathbf{x}_{t_i})_{(i)} &= (1 - \eta a_i)^{k_i} \\ &\leq e^{-k_i \eta a_i} \\ &\leq \sqrt{\delta}. \end{aligned}$$

2. For every $i \in [d - 1]$,

$$\begin{aligned} (\mathbf{x}_{t_i})_{(i+1)} &= (1 - \eta a_{i+1})^{k_i} \\ &\geq e^{-2a_{i+1} k_i} && (1 - x \geq e^{-2x} \text{ for } x \leq 0.5) \\ &= e^{-\log(1/\delta)/\omega} \\ &= \delta^{1/\omega}. \end{aligned}$$

Thus splitting the path length sum in these iterates,

$$\begin{aligned} \zeta_\eta &= \sum_{k=0}^{\infty} \|\mathbf{x}_k - \mathbf{x}_{k+1}\|_2 \\ &\geq \sum_{i=0}^{d-1} \sum_{k=k_i}^{k_{i+1}-1} \|\mathbf{x}_k - \mathbf{x}_{k+1}\|_2 \\ &\geq \sum_{i=0}^{d-1} \|\mathbf{x}_{k_i} - \mathbf{x}_{k_{i+1}}\|_2 \\ &\geq \sum_{i=0}^{d-1} (\mathbf{x}_{k_i} - \mathbf{x}_{k_{i+1}})_{(i+1)} \\ &\geq \sum_{i=0}^{d-1} (\delta^{1/\omega} - \sqrt{\delta}) \\ &= d(\delta^{1/\omega} - \sqrt{\delta}) \\ &= \sqrt{d} (\delta^{1/\omega} - \sqrt{\delta}) \text{ dist}(\mathbf{x}_0, \mathbf{X}^*) \\ &\geq 0.5\sqrt{d} \text{ dist}(\mathbf{x}_0, \mathbf{X}^*), \end{aligned}$$

plugging in values of δ and ω .

F Proofs of Section 3

Each proof in this section is organized in a separate subsection.

F.1 Proof of Lemma 3.1

First, we show that $f(\mathbf{x}_t)$ is non-increasing with respect to t . For any $s \geq 0$ observe that by LG,

$$f(\mathbf{x}_{s+1}) = f(\mathbf{x}_s - \eta \nabla f(\mathbf{x}_s))$$

$$\begin{aligned}
&\leq f(\mathbf{x}_s) + \langle \nabla f(\mathbf{x}_s), -\eta \nabla f(\mathbf{x}_s) \rangle + \frac{L}{2} \|\eta \nabla f(\mathbf{x}_s)\|_2^2 \\
&= f(\mathbf{x}_s) - \eta(1 - \eta L/2) \|\nabla f(\mathbf{x}_s)\|_2^2 \\
&\leq f(\mathbf{x}_s) - \frac{\eta \|\nabla f(\mathbf{x}_s)\|_2^2}{2},
\end{aligned}$$

for $\eta \leq 1/L$. Thus for any s , $f(\mathbf{x}_{s+1}) \leq f(\mathbf{x}_s)$, as was to be shown. Next, fix any iterate t . We will show that $\|\mathbf{x}_s - \mathbf{x}_t\|_2^2$ is non-increasing in s for $s \leq t$. This would show self-contractedness for $s_3 = t$, for any t , concluding the proof. Consider any $s < t$, then

$$\begin{aligned}
\|\mathbf{x}_{s+1} - \mathbf{x}_t\|_2^2 &= \|\mathbf{x}_s - \eta \nabla f(\mathbf{x}_s) - \mathbf{x}_t\|_2^2 \\
&= \|\mathbf{x}_s - \mathbf{x}_t\|_2^2 + 2 \langle \eta \nabla f(\mathbf{x}_s), \mathbf{x}_t - \mathbf{x}_s \rangle + \eta^2 \|\nabla f(\mathbf{x}_s)\|_2^2. \\
&\stackrel{\xi_1}{\leq} \|\mathbf{x}_s - \mathbf{x}_t\|_2^2 + 2\eta(f(\mathbf{x}_t) - f(\mathbf{x}_s)) + \eta^2 \|\nabla f(\mathbf{x}_s)\|_2^2 \\
&\stackrel{\xi_2}{\leq} \|\mathbf{x}_s - \mathbf{x}_t\|_2^2 + 2\eta(f(\mathbf{x}_{s+1}) - f(\mathbf{x}_s)) + \eta^2 \|\nabla f(\mathbf{x}_s)\|_2^2 \\
&\stackrel{\text{LG}}{\leq} \|\mathbf{x}_s - \mathbf{x}_t\|_2^2 + 2\eta \left(\langle \nabla f(\mathbf{x}_s), -\eta \nabla f(\mathbf{x}_s) \rangle + \frac{\eta^2 L}{2} \|\nabla f(\mathbf{x}_s)\|_2^2 \right) + \eta^2 \|\nabla f(\mathbf{x}_s)\|_2^2 \\
&= \|\mathbf{x}_s - \mathbf{x}_t\|_2^2 + \eta^2(\eta L - 1) \|\nabla f(\mathbf{x}_s)\|_2^2 \\
&\leq \|\mathbf{x}_s - \mathbf{x}_t\|_2^2,
\end{aligned}$$

for $\eta \leq 1/L$. Above, ξ_1 holds because of convexity and ξ_2 holds as we have shown that $f(\mathbf{x}_t)$ is non-increasing in t , and $s + 1 \leq t$. Thus, $\|\mathbf{x}_s - \mathbf{x}_t\|_2^2$ is non-increasing in the iterates s , as was to be shown.

F.2 Proof of Theorem 3.2

The GF result is due to Manselli and Pucci [25]. We analyze GD curves by using Lemma 3.1 to extend the techniques introduced by Daniilidis et al. [11, Theorem 3.1] and Manselli and Pucci [25] for analyzing GF curves.

We will assume $d \geq 2$ since in the case $d = 1$ the self-contracted path is the shortest path. Some definitions are in order:

- The projection of any set K to a line u will be denoted as $\Pi_{\mathbf{u}}(K)$.
- Length of a one dimensional object (for example the projection of a set K to a line u) will be denoted as $\ell(\cdot)$ (for example $\ell(\Pi_{\mathbf{u}}(K))$).
- Mean width of a convex set K :

$$W(K) := (\sigma_d)^{-1} \int_{\mathbf{u} \in \mathbb{S}^{d-1}} \ell(\Pi_{\mathbf{u}}(K)) d\mathbf{u},$$

where σ_d is the volume of \mathbb{S}^{d-1} , with respect to the Lebesgue measure.

- For $k \in \mathbb{N}_0$, $\Gamma(k)$ is the path including and after iteration k , $\Gamma(k) := \{\mathbf{x}_k, \mathbf{x}_{k+1}, \dots\}$.
- The convex closure of the set $\Gamma(k)$ will be denoted as $\Omega(k)$.

Note that since the GD curve is self-contracted and converges to \mathbf{x}_∞ , we have for all $t \in \mathbb{N}_0$,

$$\|\mathbf{x}_t - \mathbf{x}_\infty\|_2 \leq \|\mathbf{x}_0 - \mathbf{x}_\infty\|_2.$$

Thus, all iterates $\mathbf{x}_0, \mathbf{x}_1, \dots$ stay within a ball of radius $\|\mathbf{x}_0 - \mathbf{x}_\infty\|_2$ centered at \mathbf{x}_∞ . The mean width of this path can be at most the diameter of the ball, that is, $W(\Omega(0)) \leq 2\|\mathbf{x}_0 - \mathbf{x}_\infty\|_2$. We will be showing that if $\eta \leq 1/L$

$$\zeta_\eta \leq 28^{2d^2} \cdot W(\Omega(0)), \quad (33)$$

and if $\eta \leq 1/2L\sqrt{d}$

$$\zeta_\eta \leq 2^{(4d \log d)-1} \cdot W(\Omega(0)), \quad (34)$$

which will lead to the bound in the theorem since $W(\Omega(0)) \leq 2\|\mathbf{x}_0 - \mathbf{x}_\infty\|_2$ and $d \geq 2$. Both these bounds will be shown by setting up a recurrence of the form.

$$W(\Omega(k+1)) + \epsilon \|\mathbf{x}_{k+1} - \mathbf{x}_k\|_2 \leq W(\Omega(k)). \quad (35)$$

for two different values of ϵ .

By telescoping to T iterations, this would lead to

$$\sum_{k=0}^T \|\mathbf{x}_{k+1} - \mathbf{x}_k\|_2 \leq \frac{1}{\epsilon} (W(\Omega(0)) - W(\Omega(T+1))) \leq \frac{W(\Omega(0))}{\epsilon}.$$

Since the right hand side is the same for every T , indeed we would obtain

$$\zeta_\eta = \sum_{k=0}^{\infty} \|\mathbf{x}_{k+1} - \mathbf{x}_k\|_2 \leq \frac{W(\Omega(0))}{\epsilon},$$

which would complete the proof. It remains to prove Equation (35) with the appropriate values of ϵ that would lead to Equations (33) and (34).

F.2.1 Proof of Equation (33)

We will show that if $\eta \leq 1/L$, Equation (35) is true with $\epsilon = (1/28)^{2d^2}$. Define the following entities (see Figure 9):

$$\begin{aligned} \mathbf{x}' &:= \frac{\mathbf{x}_{k+1}}{3} + \frac{2\mathbf{x}_k}{3}, \\ \mathbf{v} &:= \frac{\mathbf{x}_k - \mathbf{x}_{k+1}}{\|\mathbf{x}_k - \mathbf{x}_{k+1}\|_2}, \\ \xi'(\mathbf{y}) &:= \frac{\mathbf{y} - \mathbf{x}'}{\|\mathbf{y} - \mathbf{x}'\|_2}, \text{ for } \mathbf{y} \neq \mathbf{x}', \\ \xi(\mathbf{y}) &:= \frac{\mathbf{y} - \mathbf{x}_{k+1}}{\|\mathbf{y} - \mathbf{x}_{k+1}\|_2}, \text{ for } \mathbf{y} \neq \mathbf{x}_{k+1}. \end{aligned}$$

Also denote \mathbf{v}^\perp as the orthogonal hyperplane to \mathbf{v} . Define $\delta = (1/27)^d$. We will prove that for some unit vector $\mathbf{u} \in \mathbf{v}^\perp$, the unit vector

$$\bar{\mathbf{v}} = \frac{\mathbf{v} - \delta\mathbf{u}}{\|\mathbf{v} - \delta\mathbf{u}\|_2}, \quad (36)$$

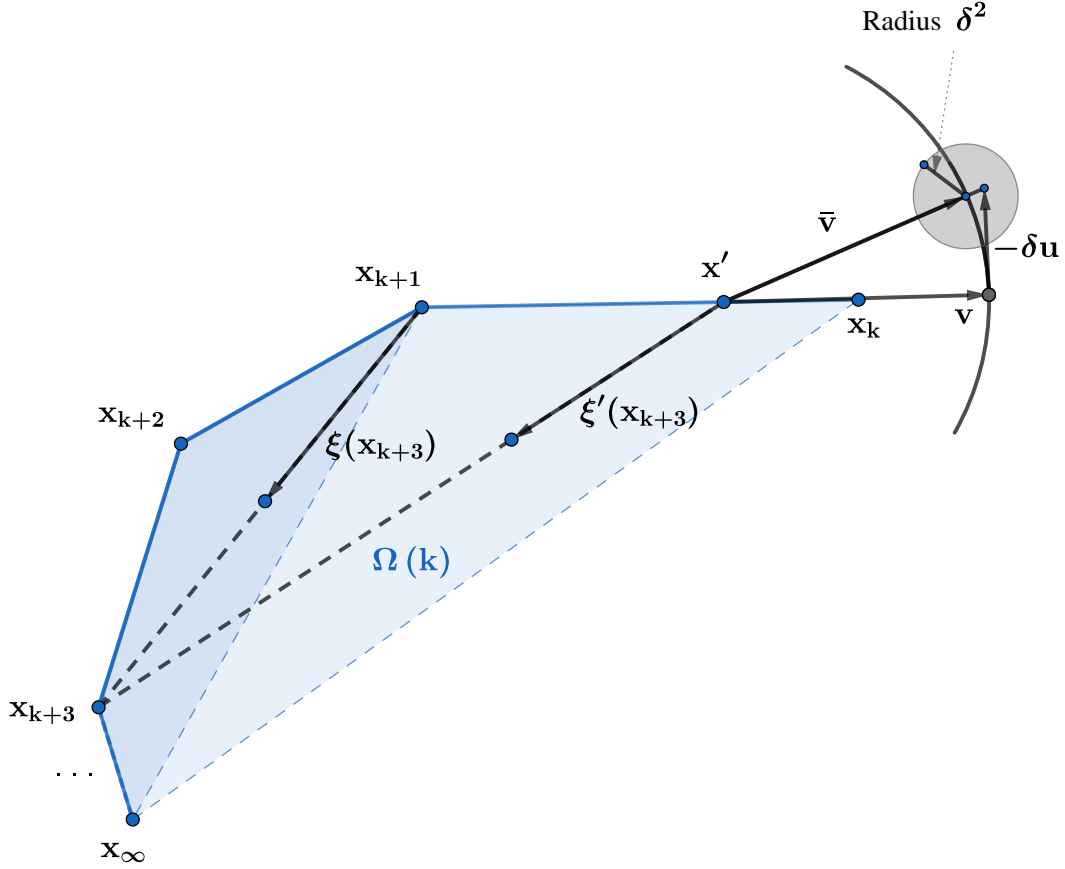


Figure 9: Illustration of some entities appearing in the proof of Theorem 3.2.

has at most a fixed negative inner product with any unit vector $\xi'(\mathbf{x}_t)$, namely:

$$\langle \bar{\mathbf{v}}, \xi'(\mathbf{x}_t) \rangle \leq -\delta^2. \quad (37)$$

As we see later, this will allow us to bound the mean width integral for $\Omega(k+1)$, in terms of the mean width integral for $\Omega(k)$ in order to prove Equation (35). Note that since δ is a small constant, $\bar{\mathbf{v}}$ is very close to \mathbf{v} . To motivate the truth of (37), note the following fact about \mathbf{v} itself. For all $\mathbf{y} \in \Gamma(k+2)$,

$$\langle \mathbf{v}, \mathbf{y} - \mathbf{x}' \rangle \leq -\frac{\|\mathbf{x}_k - \mathbf{x}_{k+1}\|_2}{6} < 0. \quad \left(\equiv \langle \mathbf{v}, \xi'(\mathbf{y}) \rangle \leq -\frac{\|\mathbf{x}_k - \mathbf{x}_{k+1}\|_2}{6 \|\mathbf{y} - \mathbf{x}'\|_2} < 0. \right) \quad (38)$$

This is true by the self-contractedness property. To see this, think of \mathbf{x}' as the origin, and \mathbf{x}_k as the ‘positive’ direction. Since $\|\mathbf{y} - \mathbf{x}_{k+1}\|_2 \leq \|\mathbf{y} - \mathbf{x}_k\|_2$, the projection of \mathbf{y} onto the segment $[\mathbf{x}_k, \mathbf{x}_{k+1}]$ lies toward the negative side and farther than the mid-point. However, \mathbf{x}' lies towards \mathbf{x}_k , and hence the positive side. Thus, the projection of $\mathbf{y} - \mathbf{x}'$ points in the opposite direction as \mathbf{v} and has a magnitude at least the distance between \mathbf{x}' and the

mid-point: $\|\mathbf{x}_k - \mathbf{x}_{k+1}\|_2/6$. Thus,

$$\langle \mathbf{v}, \mathbf{y} - \mathbf{x}' \rangle \leq -\|\mathbf{x}_k - \mathbf{x}_{k+1}\|_2/6.$$

The algebra above suggests that if the projection of \mathbf{y} onto the segment $[\mathbf{x}_k, \mathbf{x}_{k+1}]$ is only slightly negative, then $\|\mathbf{y} - \mathbf{x}'\|_2$ is large and most of the component is in the \mathbf{v}^\perp direction. In this case, we need to only find a small vector (namely $\delta\mathbf{u}$) in the perpendicular direction that has negative inner product with $\mathbf{y} - \mathbf{x}'$. This motivates the definition of $\bar{\mathbf{v}}$ in (36). Note however that this vector $\delta\mathbf{u}$ needs to be uniformly have a negative inner product for every $\xi'(\mathbf{y})$. To show that this is possible, we will be using the self-contractedness property to argue that all the $\xi'(\mathbf{y})$ lie nearly in a hemisphere. In what follows, we formalize these ideas.

First let us divide the unit vectors $\xi'(\mathbf{x}_t)$ into two sets: points that have a small component in the direction opposite to \mathbf{v} and points that lie mostly in \mathbf{v}^\perp . Define,

$$\Gamma' := \{\mathbf{y} \in \Gamma(k+1) : \langle \mathbf{v}, \xi'(\mathbf{y}) \rangle \leq -2\delta\}.$$

Note that for $\mathbf{y} \in \Gamma'$,

$$\begin{aligned} \langle \bar{\mathbf{v}}, \xi'(\mathbf{y}) \rangle &= \left\langle \frac{\mathbf{v} - \delta\mathbf{u}}{\|\mathbf{v} - \delta\mathbf{u}\|_2}, \xi'(\mathbf{y}) \right\rangle \\ &\leq \frac{-2\delta}{\sqrt{1 + \delta^2}} + \delta && \text{(by Cauchy-Schwarz since } \|\mathbf{u}\|_2 = \|\mathbf{v}\|_2 = 1) \\ &\leq -\delta^2, \end{aligned}$$

since $0 \leq \delta \leq 1/27$. Thus Equation (37) is satisfied for $\mathbf{y} \in \Gamma'$. For $\mathbf{y} \in \Gamma \setminus \Gamma'$, we note three properties that will be used later. First, from (38), and the definition of Γ'

$$-2\delta < \langle \mathbf{v}, \xi'(\mathbf{y}) \rangle \leq -\frac{\|\mathbf{x}_k - \mathbf{x}_{k+1}\|_2}{6\|\mathbf{y} - \mathbf{x}'\|_2}.$$

On cross multiplying

$$\|\mathbf{y} - \mathbf{x}'\|_2 > \frac{\|\mathbf{x}_k - \mathbf{x}_{k+1}\|_2}{12\delta}, \quad (39)$$

which says that $\|\mathbf{y} - \mathbf{x}'\|_2$ is large as motivated earlier. Thus,

$$\|\mathbf{y} - \mathbf{x}\|_2 \geq \|\mathbf{y} - \mathbf{x}'\|_2 - \|\mathbf{x}' - \mathbf{x}\|_2 \geq \left(\frac{1}{12\delta} - \frac{2}{3}\right) \|\mathbf{x} - \mathbf{x}'\|_2 = \frac{1 - 8\delta\|\mathbf{x} - \mathbf{x}'\|_2}{12\delta} \quad (40)$$

Also, $-2\delta < \langle \mathbf{v}, \xi'(\mathbf{y}) \rangle < 0$, so that,

$$|\langle \mathbf{v}, \xi'(\mathbf{y}) \rangle| < 2\delta. \quad (41)$$

Let the component of $\xi'(\mathbf{y})$ in \mathbf{v}^\perp be $\xi'_\perp(\mathbf{y})$. Thus,

$$\|\xi'_\perp(\mathbf{y})\|_2^2 = 1 - (\langle \mathbf{v}, \xi'(\mathbf{y}) \rangle)^2 \geq 1 - 4\delta^2. \quad (42)$$

Using these facts, the goal now will be to show that for all $\mathbf{y} \in \Gamma \setminus \Gamma'$, $\xi'(\mathbf{y})$'s are almost in a hemisphere so that there we can find a common vector \mathbf{u} as desired which has a high negative

inner product for (37). The idea is that because of (42), $\xi'_\perp(\mathbf{y})$ is almost perpendicular to \mathbf{v} and so $\xi'(\mathbf{y})$ looks almost like $\xi(\mathbf{y})$. Observe that for $\xi(\mathbf{y})$ the hemisphere property is easy to see: for all $\mathbf{y}, \mathbf{z} \in \Gamma(k+1) \setminus \Gamma'$ such that \mathbf{z} comes after \mathbf{y} in the path, using self-contractedness (Lemma 3.1), we know that $\|\mathbf{y} - \mathbf{z}\|_2 \leq \|\mathbf{x}_{k+1} - \mathbf{z}\|_2$, and thus in the triangle formed by $\mathbf{x}_{k+1}, \mathbf{y}, \mathbf{z}$, the segment between \mathbf{y} and \mathbf{z} is not the longest side. This means that the angle at \mathbf{x}_{k+1} is acute so that

$$\langle \xi(\mathbf{y}), \xi(\mathbf{z}) \rangle \geq 0. \quad (43)$$

Hence all vectors $\{\xi(\mathbf{y}) : \mathbf{y} \in \Gamma(k+1) \setminus \Gamma'\}$ belong in the same hemisphere. To show a similar result for $\xi'(\mathbf{y})$, we first bound $\|\xi(\mathbf{y}) - \xi'(\mathbf{y})\|_2$:

$$\begin{aligned} \|\xi(\mathbf{y}) - \xi'(\mathbf{y})\|_2 &= \left\| \frac{\mathbf{y} - \mathbf{x}_{k+1}}{\|\mathbf{y} - \mathbf{x}_{k+1}\|_2} - \frac{\mathbf{y} - \mathbf{x}'}{\|\mathbf{y} - \mathbf{x}'\|_2} \right\|_2 \\ &\leq \left\| \frac{\mathbf{y} - \mathbf{x}_{k+1}}{\|\mathbf{y} - \mathbf{x}_{k+1}\|_2} - \frac{\mathbf{y} - \mathbf{x}'}{\|\mathbf{y} - \mathbf{x}_{k+1}\|_2} \right\|_2 + \left\| \frac{\mathbf{y} - \mathbf{x}'}{\|\mathbf{y} - \mathbf{x}_{k+1}\|_2} - \frac{\mathbf{y} - \mathbf{x}'}{\|\mathbf{y} - \mathbf{x}'\|_2} \right\|_2 \\ &= \frac{\|\mathbf{x}_{k+1} - \mathbf{x}'\|_2}{\|\mathbf{y} - \mathbf{x}_{k+1}\|_2} + \frac{\|\mathbf{y} - \mathbf{x}'\|_2 - \|\mathbf{y} - \mathbf{x}_{k+1}\|_2}{\|\mathbf{y} - \mathbf{x}_{k+1}\|_2} \\ &\leq \frac{\|\mathbf{x}_{k+1} - \mathbf{x}'\|_2}{\|\mathbf{y} - \mathbf{x}_{k+1}\|_2} + \frac{\|\mathbf{x}' - \mathbf{x}_{k+1}\|_2}{\|\mathbf{y} - \mathbf{x}_{k+1}\|_2} \\ &= \frac{2\|\mathbf{x}_{k+1} - \mathbf{x}'\|_2}{\|\mathbf{y} - \mathbf{x}_{k+1}\|_2} = \frac{4\|\mathbf{x}_{k+1} - \mathbf{x}'\|_2}{3\|\mathbf{y} - \mathbf{x}\|_2} \\ &\stackrel{(40)}{\leq} \frac{16\delta}{1-8\delta} \\ &\leq 32\delta, \end{aligned}$$

since $\delta \leq 1/27$. Now we consider any $\mathbf{y}, \mathbf{z} \in \Gamma(k+1) \setminus \Gamma'$. Define $\delta_{\mathbf{y}} := \xi(\mathbf{y}) - \xi'(\mathbf{y})$ and $\delta_{\mathbf{z}} := \xi(\mathbf{z}) - \xi'(\mathbf{z})$, then,

$$\begin{aligned} 0 &\leq \langle \xi(\mathbf{y}), \xi(\mathbf{z}) \rangle = \langle \xi'(\mathbf{y}) + \delta_{\mathbf{y}}, \xi(\mathbf{z}) \rangle \\ &\leq \langle \xi'(\mathbf{y}), \xi(\mathbf{z}) \rangle + \|\delta_{\mathbf{y}}\|_2 \quad (\text{Cauchy-Schwarz}) \\ &\leq \langle \xi'(\mathbf{y}), \xi'(\mathbf{z}) + \delta_{\mathbf{z}} \rangle + 32\delta \\ &\leq \langle \xi'(\mathbf{y}), \xi'(\mathbf{z}) \rangle + 64\delta. \end{aligned}$$

Thus $\langle \xi'(\mathbf{y}), \xi'(\mathbf{z}) \rangle \geq -64\delta$. Further, from (41)

$$\begin{aligned} \langle \xi'_\perp(\mathbf{y}), \xi'_\perp(\mathbf{z}) \rangle &= \langle \xi'(\mathbf{y}), \xi'(\mathbf{z}) \rangle - (\langle \mathbf{v}, \xi'(\mathbf{y}) \rangle)(\langle \mathbf{v}, \xi'(\mathbf{z}) \rangle) \\ &\geq -64\delta - 4\delta^2 \\ &\geq -65\delta, \end{aligned}$$

since $\delta \leq 1/27$. From (42), $\|\xi'_\perp(\mathbf{y})\|_2 \cdot \|\xi'_\perp(\mathbf{y})\|_2 \geq 1 - 4\delta^2$, so that the set of vectors $S = \{\widehat{\xi'_\perp(\mathbf{y})} : \mathbf{y} \in \Gamma(k+1) \setminus \Gamma'\}$ ($\widehat{\mathbf{a}}$ denotes the unit vector in the direction of \mathbf{a}) satisfies: for all $\mathbf{y}, \mathbf{z} \in S$,

$$\langle \mathbf{y}, \mathbf{z} \rangle \geq \frac{-65\delta}{1-4\delta^2} \geq -66\delta = -66 \left(\frac{1}{27}\right)^d \geq -\left(\frac{1}{3}\right)^d, \quad (44)$$

for $d \geq 2$. As motivated earlier, this is a set of vectors that is almost in a hemisphere. At this point, we invoke the following lemma proved by Daniilidis et al. [11].

Lemma F.1 (Lemma 3.2,[11]). *Let $\Sigma \subset \mathbb{S}^{d-1}$ be a set satisfying*

$$\langle \mathbf{x}, \mathbf{y} \rangle \geq -\left(\frac{1}{3}\right)^{d+1} \quad \text{for all } \mathbf{x}, \mathbf{y} \in \Sigma.$$

Then there exists a $\mathbf{u} \in \mathbb{S}^{d-1}$ such that

$$\langle \mathbf{u}, \mathbf{y} \rangle \geq \left(\frac{1}{3}\right)^{2d+1} \quad \text{for all } \mathbf{y} \in \Sigma.$$

The proof of the above lemma uses a packing argument. We use the lemma for the set S identified above (Equation (44)). Note that all vectors in S lie in $\mathbb{S}^{d-1} \cap \mathbf{v}^\perp$, which can be identified as a shell in $d-1$ dimensions, homomorphic to \mathbb{S}^{d-2} . Thus there exists a vector $\mathbf{u} \in \mathbb{S}^{d-1} \cap \mathbf{v}$ such that for all $\mathbf{y} \in \Gamma(k+1) \setminus \Gamma'$,

$$\left\langle \mathbf{u}, \widehat{\xi'_\perp(\mathbf{y})} \right\rangle \geq \left(\frac{1}{3}\right)^{2(d-1)+1} = \left(\frac{1}{3}\right)^{2d-1}. \quad (45)$$

We pick this \mathbf{u} to define $\bar{\mathbf{v}}$ in Equation (36). Thus, for $\mathbf{y} \in \Gamma(k+1) \setminus \Gamma'$,

$$\begin{aligned} \langle \mathbf{v} - \delta \mathbf{u}, \xi'(\mathbf{y}) \rangle &\stackrel{(38)}{\leq} -\delta \langle \mathbf{u}, \xi'(\mathbf{y}) \rangle \\ &= -\delta \langle \mathbf{u}, \xi'_\perp(\mathbf{y}) \rangle \\ &= -\delta \|\xi'_\perp(\mathbf{y})\|_2 \left\langle \mathbf{u}, \widehat{\xi'_\perp(\mathbf{y})} \right\rangle \\ &\stackrel{(42)}{\leq} -\delta \sqrt{1-4\delta^2} \left\langle \mathbf{u}, \widehat{\xi'_\perp(\mathbf{y})} \right\rangle \\ &\stackrel{(45)}{\leq} -\delta \sqrt{1-4\delta^2} \left(\frac{1}{3}\right)^{2d-1} \\ &\leq -\delta \left(\frac{1}{3}\right)^{2d}, \end{aligned}$$

since $\delta \leq 1/27$. Finally, $\|\mathbf{v} - \delta \mathbf{u}\|_2 = \sqrt{1+\delta^2} \leq 3$ so that

$$\langle \bar{\mathbf{v}}, \xi'(\mathbf{y}) \rangle = \frac{\langle \mathbf{v} - \delta \mathbf{u}, \xi'(\mathbf{y}) \rangle}{\|\mathbf{v} - \delta \mathbf{u}\|_2} \leq \frac{-\delta \left(\frac{1}{3}\right)^{2d}}{3} \leq -\delta \left(\frac{1}{3}\right)^{3d} = -\delta^2,$$

which gives us (37) as needed.

Finally, we use this identified $\bar{\mathbf{v}}$ to prove the recurrence (35). Consider the part of the shell \mathbb{S}^{d-1} δ^2 -close to $\bar{\mathbf{v}}$:

$$\mathbb{S}' := \{\mathbf{v}' \in \mathbb{S}^{d-1} : \|\mathbf{v}' - \bar{\mathbf{v}}\|_2 \leq \delta^2\},$$

then

$$\sigma_d W(\Omega(k+1)) = \int_{\mathbf{u} \in \mathbb{S}^{d-1}} \ell(\Pi_{\mathbf{u}}(\Omega(k+1))) \, d\mathbf{u}$$

$$\begin{aligned}
&= \int_{\mathbf{u} \in \mathbb{S}'} \ell(\Pi_{\mathbf{u}}(\Omega(k+1))) d\mathbf{u} + \int_{\mathbf{u} \notin \mathbb{S}'} \ell(\Pi_{\mathbf{u}}(\Omega(k+1))) d\mathbf{u} \\
&\leq \int_{\mathbf{u} \in \mathbb{S}'} \ell(\Pi_{\mathbf{u}}(\Omega(k+1))) d\mathbf{u} + \int_{\mathbf{u} \notin \mathbb{S}'} \ell(\Pi_{\mathbf{u}}(\Omega(k))) d\mathbf{u}, \tag{46}
\end{aligned}$$

since $\Omega(k+1) \subset \Omega(k)$. For the first integral above, note that for $\mathbf{u} \in \mathbb{S}'$:

1. Inner product with the vector $\mathbf{x}_k - \mathbf{x}'$ is high:

$$\begin{aligned}
\langle \mathbf{x}_k - \mathbf{x}', \mathbf{u} \rangle &= \|\mathbf{x}_k - \mathbf{x}'\|_2 \langle \mathbf{v}, \mathbf{u} \rangle \\
&= \left(\frac{\|\mathbf{x}_k - \mathbf{x}_{k+1}\|_2}{3} \right) \langle \mathbf{v}, \mathbf{u} \rangle \\
&\geq \left(\frac{\|\mathbf{x}_k - \mathbf{x}_{k+1}\|_2}{3} \right) (1 - \delta - \delta^2) \\
&\geq \frac{\|\mathbf{x}_k - \mathbf{x}_{k+1}\|_2}{4}.
\end{aligned}$$

since $1 - \delta - \delta^2 \geq 3/4$ for $\delta \leq 1/27$.

2. Inner product with the vector $\mathbf{y} - \mathbf{x}'$ for every $\mathbf{y} \in \Gamma(k+1)$ is non-positive:

$$\begin{aligned}
\langle \mathbf{y} - \mathbf{x}', \mathbf{u} \rangle &= \|\mathbf{y} - \mathbf{x}'\|_2 \langle \xi'(\mathbf{y}), \mathbf{u} \rangle \\
&= \|\mathbf{y} - \mathbf{x}'\|_2 \langle \xi'(\mathbf{y}), \mathbf{v} \rangle + \|\mathbf{y} - \mathbf{x}'\|_2 \langle \xi'(\mathbf{y}), \mathbf{v} - \mathbf{u} \rangle \\
&\stackrel{(37)}{\leq} \|\mathbf{y} - \mathbf{x}'\|_2 (-\delta^2) + \|\mathbf{y} - \mathbf{x}'\|_2 \langle \xi'(\mathbf{y}), \mathbf{v} - \mathbf{u} \rangle \\
&\leq -\|\mathbf{y} - \mathbf{x}'\|_2 \delta^2 + \|\mathbf{y} - \mathbf{x}'\|_2 \|\mathbf{v} - \mathbf{u}\|_2 \\
&\leq -\|\mathbf{y} - \mathbf{x}'\|_2 \delta^2 + \|\mathbf{y} - \mathbf{x}'\|_2 (\delta^2) \\
&\leq 0.
\end{aligned}$$

Indeed, this means that for any point in the convex hull of $\Gamma(k+1)$ the same is true – that is for $\mathbf{y} \in \Omega(k+1)$, $\langle \mathbf{y} - \mathbf{x}', \mathbf{u} \rangle \leq 0$.

Using these two facts, we have the following lower bound on the length of $\Pi_{\mathbf{u}}(\Omega(k))$ for any $\mathbf{u} \in \mathbb{S}'$,

$$\begin{aligned}
\ell(\Pi_{\mathbf{u}}(\Omega(k))) &\geq \langle \mathbf{x}_k - \mathbf{x}', \mathbf{u} \rangle + \ell(\Pi_{\mathbf{u}}(\Omega(k+1))) \\
&\geq \frac{\|\mathbf{x}_k - \mathbf{x}_{k+1}\|_2}{4} + \ell(\Pi_{\mathbf{u}}(\Omega(k+1))).
\end{aligned}$$

Thus,

$$\int_{\mathbf{u} \in \mathbb{S}'} \ell(\Pi_{\mathbf{u}}(\Omega(k+1))) d\mathbf{u} \leq \int_{\mathbf{u} \in \mathbb{S}'} \ell(\Pi_{\mathbf{u}}(\Omega(k))) d\mathbf{u} - \int_{\mathbf{u} \in \mathbb{S}'} \left(\frac{\|\mathbf{x}_k - \mathbf{x}_{k+1}\|_2}{4} \right) d\mathbf{u}$$

Continuing from (46), and substituting the above inequality,

$$\sigma_d W(\Omega(k+1)) \leq - \int_{\mathbf{u} \in \mathbb{S}'} \left(\frac{\|\mathbf{x}_k - \mathbf{x}_{k+1}\|_2}{4} \right) d\mathbf{u} + \int_{\mathbf{u} \in \mathbb{S}^{d-1}} \ell(\Pi_{\mathbf{u}}(\Omega(k))) d\mathbf{u}$$

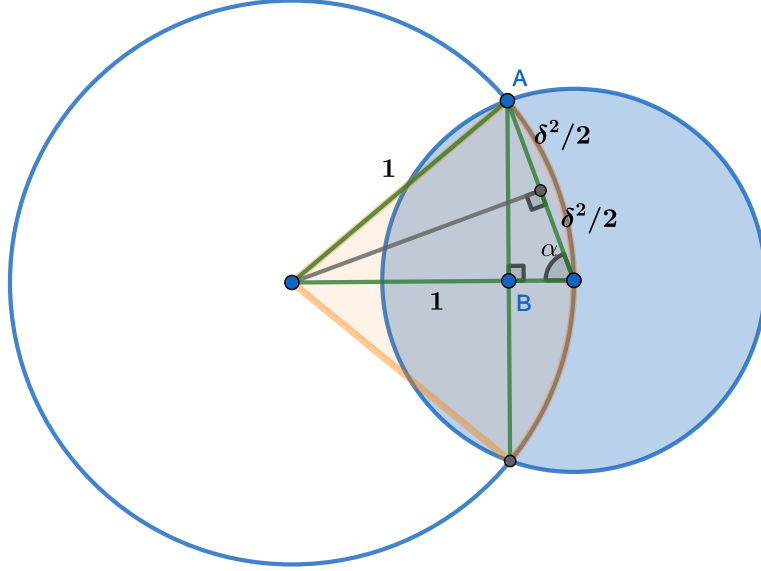


Figure 10: Two dimensional illustration of the intersection of a shell of radius 1 (unshaded circle above) with a shell of radius δ^2 (shaded circle above).

$$= -\frac{\|\mathbf{x}_k - \mathbf{x}_{k+1}\|_2 \cdot \text{Volume}(\mathbb{S}')}{4} + \int_{\mathbf{u} \in \mathbb{S}^{d-1}} \ell(\Pi_{\mathbf{u}}(\Omega(k))) \, d\mathbf{u}.$$

On simplifying, this leads to the bound

$$W(\Omega(k+1)) \leq - \underbrace{\left(\frac{\text{Volume}(\mathbb{S}')}{4\sigma_d} \right)}_{=: \epsilon, \text{ as needed for (35)}} \|\mathbf{x}_k - \mathbf{x}_{k+1}\|_2 + W(\Omega(k)),$$

where $\text{Volume}(\cdot)$ is defined with respect to the Lebesgue measure in $d-1$ dimensions. To compute ϵ , we find this volume. Note that \mathbb{S}' is a sector whose boundary is the intersection between \mathbb{S}^{d-1} and a shell of radius δ^2 with center on the surface of \mathbb{S}^{d-1} . This boundary defines a shell in $(d-1)$ dimensions. See Figure 10. In two dimensions the intersection is just two points, but for general d -dimensions, it is a shell in $(d-1)$ -dimensions. The radius of this shell γ is the length of the segment AB which can be calculated with some simple trigonometric calculations.

$$\gamma = \text{length}(AB) = \delta^2 \sin \alpha = \delta^2 \sqrt{1 - \cos^2 \alpha} = \delta^2 \left(1 - \frac{\delta^4}{4} \right) \geq \left(\frac{1}{28} \right)^{2d}.$$

The volume of the sphere defined by this $(d-1)$ -dimensional shell lower bounds the volume of \mathbb{S}' . To illustrate in two dimensions (see Figure 10), think of this volume as the length of the orange arc that lies in the shaded circle. This length is lower bounded by the length of the diameter 2γ . In general, for d -dimensions, this would be the volume of the $(d-1)$ -dimensional

sphere of radius γ . Using the formula of the volume of a $(d-1)$ -dimensional sphere (Γ below denotes the gamma function),

$$\text{Volume}(\mathbb{S}') \geq \frac{((\pi\gamma^2)^{d-1/2})}{\Gamma\left(\frac{d-1}{2} + 1\right)}.$$

Also σ_d is the volume of a d -dimensional shell, given by

$$\sigma_d = \frac{d\pi^{d/2}}{\Gamma\left(\frac{d}{2} + 1\right)}.$$

Thus,

$$\epsilon = \frac{\text{Volume}(\mathbb{S}')}{4\sigma_d} \geq \frac{\gamma^{d-1} \cdot \Gamma\left(\frac{d}{2} + 1\right)}{4\sqrt{\pi} \cdot \Gamma\left(\frac{d-1}{2} + 1\right)} \geq \gamma^d = \left(\frac{1}{28}\right)^{2d^2},$$

as was needed to be shown to prove the recurrence (35).

F.2.2 Proof of Equation (34)

We will show that for $\eta \leq 1/2L\sqrt{d}$, Equation (35) is true with $\epsilon = 1/2^{(4d \log d)-1}$. We use some of the notation introduced in Section F.2.1.

The step-size constraint ensures that gradients at two consecutive iterates have a high inner product (or small angle). For some $k \geq 0$, we have by LG

$$\|\nabla f(\mathbf{x}_k) - \nabla f(\mathbf{x}_{k+1})\|_2 \leq L \|\mathbf{x}_k - \mathbf{x}_{k+1}\|_2 = \eta L \|\nabla f(\mathbf{x}_k)\|_2$$

Squaring both sides and rearranging leads to

$$\|\nabla f(\mathbf{x}_{k+1})\|_2^2 + (1 - \eta^2 L^2) \|\nabla f(\mathbf{x}_k)\|_2^2 \leq 2 \langle \nabla f(\mathbf{x}_{k+1}), \nabla f(\mathbf{x}_k) \rangle = 2 \|\nabla f(\mathbf{x}_k)\|_2 \|\nabla f(\mathbf{x}_{k+1})\|_2 \cos \theta,$$

where θ is the angle between $\nabla f(\mathbf{x}_k)$ and $\nabla f(\mathbf{x}_{k+1})$. Further observe that

$$\|\nabla f(\mathbf{x}_{k+1})\|_2^2 + (1 - \eta^2 L^2) \|\nabla f(\mathbf{x}_k)\|_2^2 \geq 2\sqrt{(1 - \eta^2 L^2)} \|\nabla f(\mathbf{x}_{k+1})\|_2 \|\nabla f(\mathbf{x}_k)\|_2.$$

Putting it together, we obtain

$$\sqrt{1 - \eta^2 L^2} \leq \cos \theta,$$

which leads to the following dimension dependent lower bound

$$\sqrt{1 - (1/4d)} \leq \cos \theta. \tag{47}$$

As shown in Equation (43), $\langle \xi(\mathbf{y}), \xi(\mathbf{z}) \rangle \geq 0$ for $\mathbf{y}, \mathbf{z} \in \Gamma(k+2)$. Using this fact, we want to show that there exists a single unit vector w such that $\langle w, \xi(\mathbf{y}) \rangle$ is large for all $\mathbf{y} \in \Gamma(k+2)$. To obtain this, we use a result due to Santaló [30, Theorem 1]. To apply Santaló's theorem, consider the set $K = \{\xi(\mathbf{y}) : \mathbf{y} \in \Gamma(k+2)\} \subset \mathbb{S}^{d-1}$ (thus $n = d-1$). By Equation (43), the spherical diameter D of K has cosine at least 0. We wish to lower bound the cosine of the

spherical radius R . The result of Santaló has three case-wise conclusions, but each of them assert that if $\cos D \geq 0$, then

$$\frac{d \cos^2 R - 1}{(\text{positive quantity})} \geq \cos D \geq 0.$$

A fortiori this implies that $d \cos^2 R - 1 \geq 0$ or $\cos R \geq \sqrt{1/d}$. Using the definition of spherical radius, we conclude that there exists a $\mathbf{w} \in \mathbb{S}^{d-1}$ such that for all $\mathbf{y} \in \Gamma(k+2)$

$$\langle \mathbf{w}, \xi(\mathbf{y}) \rangle \geq \sqrt{1/d}. \quad (48)$$

For $\mathbf{y} = \mathbf{x}_{k+2} = \mathbf{x}_{k+1} - \eta \nabla f(\mathbf{x}_{k+1})$, we have $\langle \mathbf{w}, \nabla f(\mathbf{x}_{k+1}) \rangle \geq \sqrt{1/d}$. We use this fact to show that $\langle \mathbf{w}, \xi(\mathbf{x}_k) \rangle$ is negative, as follows. Let $\angle(\mathbf{u}, \mathbf{v})$ denote $\arccos(\langle \hat{\mathbf{u}}, \hat{\mathbf{v}} \rangle)$, where $\hat{\mathbf{u}}$ and $\hat{\mathbf{v}}$ are unit vectors in the direction of \mathbf{u} and \mathbf{v} respectively (so that \arccos of their inner product gives us the angle). Then

$$\begin{aligned} \langle \mathbf{w}, \xi(\mathbf{x}_k) \rangle &= \cos(\angle(\mathbf{w}, \mathbf{x}_k - \mathbf{x}_{k+1})) \\ &= -\cos(\angle(\mathbf{w}, \nabla f(\mathbf{x}_{k+1}))) \\ &\leq -\cos(\angle(\mathbf{w}, \nabla f(\mathbf{x}_{k+1})) + \angle(\nabla f(\mathbf{x}_k), \nabla f(\mathbf{x}_{k+1}))) \\ &\leq -\cos(\angle(\mathbf{w}, \nabla f(\mathbf{x}_{k+1}))) \cos(\angle(\nabla f(\mathbf{x}_k), \nabla f(\mathbf{x}_{k+1}))) \\ &\quad + \sin(\angle(\mathbf{w}, \nabla f(\mathbf{x}_{k+1}))) \sin(\angle(\nabla f(\mathbf{x}_k), \nabla f(\mathbf{x}_{k+1}))) \\ &\leq -\sqrt{1/d} \sqrt{1 - (1/4d)} + \sqrt{1 - (1/d)} \sqrt{1/4d} \\ &\leq -\sqrt{1/4d}, \end{aligned} \quad (49)$$

for any $d \geq 2$. Define \mathbb{S}^\perp to be a shell in $d-1$ dimensions of unit vectors orthogonal to \mathbf{w} , ie $\mathbb{S}^\perp = \{\mathbf{u} : \|\mathbf{u}\|_2 = 1, \langle \mathbf{u}, \mathbf{w} \rangle = 0\}$. Now consider a set of unit vectors *close* to \mathbf{w} given by

$$\mathbb{S}' = \{\mathbf{u} = \lambda \mathbf{w} + \sqrt{1 - \lambda^2} \mathbf{w}^\perp : |\lambda| \in [\sqrt{1 - (1/4d)}, 1], \mathbf{w}^\perp \in \mathbb{S}^\perp\}.$$

We will relate the mean width integral of $\Omega(k)$ and $\Omega(k+1)$ by splitting across \mathbb{S}' and its complement.

$$\begin{aligned} \sigma_d W(\Omega(k+1)) &= \int_{\mathbf{u} \in \mathbb{S}^{d-1}} \ell(\Pi_{\mathbf{u}}(\Omega(k+1))) \, d\mathbf{u} \\ &= \int_{\mathbf{u} \in \mathbb{S}'} \ell(\Pi_{\mathbf{u}}(\Omega(k+1))) \, d\mathbf{u} + \int_{\mathbf{u} \notin \mathbb{S}'} \ell(\Pi_{\mathbf{u}}(\Omega(k+1))) \, d\mathbf{u} \\ &\leq \int_{\mathbf{u} \in \mathbb{S}'} \ell(\Pi_{\mathbf{u}}(\Omega(k+1))) \, d\mathbf{u} + \int_{\mathbf{u} \notin \mathbb{S}'} \ell(\Pi_{\mathbf{u}}(\Omega(k))) \, d\mathbf{u}, \end{aligned} \quad (51)$$

since $\Omega(k+1) \subset \Omega(k)$. Thus we reduce the second integral to the corresponding integral in the mean width calculation of $\Omega(k)$. The first part of the integral leads to a negative term which we upper bound to obtain Equation (35). Pick any $\mathbf{u} = \lambda \mathbf{w} + \sqrt{1 - \lambda^2} \mathbf{w}^\perp \in \mathbb{S}'$ and $\mathbf{y} \in \Gamma^{k+2}$. Suppose $\lambda \in [\sqrt{1 - (1/4d)}, 1]$, $\langle \mathbf{w}, \xi(\mathbf{y}) \rangle \geq \sqrt{1 - \lambda^2}$. Thus $\langle \mathbf{u}, \xi(\mathbf{y}) \rangle \geq 0$. Similarly, $\langle \mathbf{w}, \xi(\mathbf{x}_k) \rangle \leq -\sqrt{1 - \lambda^2}$, and so $\langle \mathbf{u}, \xi(\mathbf{x}_k) \rangle \leq 0$. Thus in such directions u ,

$$\ell(\Pi_{\mathbf{u}}(\Omega(k))) - \ell(\Pi_{\mathbf{u}}(\Omega(k+1))) \geq |\langle \mathbf{x}_k - \mathbf{x}_{k+1}, \mathbf{u} \rangle|.$$

This is also true for the corresponding $-\lambda \in [\sqrt{1 - (1/4d)}, 1]$ (since $\ell(\Pi_{\mathbf{u}}(\cdot)) = \ell(\Pi_{-\mathbf{u}}(\cdot))$). Thus

$$\int_{\mathbf{u} \in \mathbb{S}'} \ell(\Pi_{\mathbf{u}}(\Omega(k))) d\mathbf{u} \geq \int_{\mathbf{u} \in \mathbb{S}'} \ell(\Pi_{\mathbf{u}}(\Omega(k+1))) d\mathbf{u} + \underbrace{\int_{\mathbf{u} \in \mathbb{S}'} |\langle \mathbf{x}_k - \mathbf{x}_{k+1}, \mathbf{u} \rangle| d\mathbf{u}}_Z.$$

We now lower bound the second term. To do so, we perform the integration over all values of λ and \mathbf{v} that determine \mathbf{u} . Note that if $\mathbf{u} = \lambda \mathbf{w} + \sqrt{1 - \lambda^2} \mathbf{v}$, $d\mathbf{u} = (\sqrt{1 - \lambda^2})^{d-2} d\mathbf{v} d\lambda$. Then

$$\begin{aligned} Z &= 2 \int_{\lambda \in [\sqrt{1 - (1/4d)}, 1]} \int_{\mathbf{v} \in \mathbb{S}^\perp} (\sqrt{1 - \lambda^2})^{d-2} \langle \mathbf{x}_k - \mathbf{x}_{k+1}, \mathbf{u} \rangle d\mathbf{v} d\lambda \\ &= 2 \int_{\lambda \in [\sqrt{1 - (1/4d)}, 1]} \int_{\mathbf{v} \in \mathbb{S}^\perp} (\sqrt{1 - \lambda^2})^{d-2} (\lambda \langle \mathbf{x}_k - \mathbf{x}_{k+1}, \mathbf{w} \rangle + \sqrt{1 - \lambda^2} \langle \mathbf{x}_k - \mathbf{x}_{k+1}, \mathbf{v} \rangle) d\mathbf{v} d\lambda \\ &= 2 \int_{\lambda \in [\sqrt{1 - (1/4d)}, 1]} \int_{\mathbf{v} \in \mathbb{S}^\perp} (\sqrt{1 - \lambda^2})^{d-2} (\lambda \langle \mathbf{x}_k - \mathbf{x}_{k+1}, \mathbf{w} \rangle) d\mathbf{v} d\lambda \quad \left(\because \int_{\mathbf{v} \in \mathbb{S}^\perp} \mathbf{v} d\mathbf{v} = 0 \right) \\ &\geq \left(\frac{2\sigma_{d-1} \|\mathbf{x}_k - \mathbf{x}_{k+1}\|_2}{\sqrt{4d}} \right) \int_{\lambda \in [\sqrt{1 - (1/4d)}, 1]} \lambda (\sqrt{1 - \lambda^2})^{d-2} d\lambda \\ &= \frac{2\sigma_{d-1} \|\mathbf{x}_k - \mathbf{x}_{k+1}\|_2}{(\sqrt{4d})^d}. \end{aligned}$$

Using this value of Z with Equation (51), we obtain

$$W(\Omega(k+1)) \leq W(\Omega(k)) - \epsilon' \|\mathbf{x}_k - \mathbf{x}_{k+1}\|_2,$$

where

$$\epsilon' = \frac{Z}{d} = \frac{2\sigma_{d-1}}{\sigma_d(\sqrt{4d})^d} \geq \frac{1}{d(\sqrt{4d})^d} \geq \frac{1}{2^{(4d \log d) - 1}}.$$

This implies that Equation (35) holds for $\epsilon = 1/2^{(4d \log d) - 1}$, completing the proof.

F.3 Proof of Theorem 3.3

The separability ensures that we are solving d different optimization problems. For every index i , let \mathbf{X}_i^* be the optimal set with respect to g_i . For such a one dimensional quasiconvex function, we showed in Lemma 3.1 that x follows a self-contracted path. Thus, it cannot go in the opposite direction of the minima. By continuity in one dimension it clearly cannot overshoot. The length of this direct path is $\text{dist}((\mathbf{x}_0)_{(i)}, \mathbf{X}_i^*)$. Now observe that,

$$\begin{aligned} \int_0^\infty \|\dot{\mathbf{x}}_t\|_2 dt &= \int_0^\infty \sqrt{\sum_{j=1}^d (\dot{\mathbf{x}}_t)_j^2} dt \\ &\leq \int_0^\infty \sum_{j=1}^d |(\dot{\mathbf{x}}_t)_j| dt \\ &= \sum_{j=1}^d |(\mathbf{x}_0)_j - \mathbf{X}_j^*| \end{aligned}$$

$$\leq \sqrt{d} \operatorname{dist}(\mathbf{x}_0, \mathbf{X}^*).$$

For GD, we have a similar proof. First, notice that the direction of the update is towards $(\mathbf{x}_j^* - (\mathbf{x}_k)_j)$. By quasiconvexity and since $g_j((\mathbf{x}_k)_j) \geq g_j((\mathbf{x}_0)_j)$, $(-\nabla g_j((\mathbf{x}_k)_j)(\mathbf{x}_j^* - (\mathbf{x}_k)_j)) \geq 0$. The only thing we need to show that the GD curve does not overshoot. For an index j let \mathbf{x}_j^* be the closest minimum in \mathbf{X}_j^* to $(\mathbf{x}_0)_j$. Then by LG, $|\nabla g_j((\mathbf{x}_k)_j)| \leq L((\mathbf{x}_k)_j - \mathbf{x}_j^*)$. Thus $|\eta \nabla g_j((\mathbf{x}_k)_j)| \leq |(\mathbf{x}_k)_j - \mathbf{x}_j^*|$, and the update cannot cross \mathbf{x}_j^* . Consequently for every j : $\sum_{k=0}^{\infty} ((\mathbf{x}_k)_j - (\mathbf{x}_{k+1})_j) = ((\mathbf{x}_0)_j - \mathbf{x}_j^*)$. Then

$$\begin{aligned} \sum_{k=0}^{\infty} \|\mathbf{x}_k - \mathbf{x}_{k+1}\|_2 &\leq \sum_{k=0}^{\infty} \|\mathbf{x}_k - \mathbf{x}_{k+1}\|_1 \\ &= \sum_{k=0}^{\infty} \sum_{j=1}^d |(\mathbf{x}_k)_j - (\mathbf{x}_{k+1})_j| \\ &= \sum_{j=1}^d \sum_{k=0}^{\infty} |(\mathbf{x}_k)_j - (\mathbf{x}_{k+1})_j| \\ &= \sum_{j=1}^d |(\mathbf{x}_0)_j - \mathbf{x}_j^*| \\ &\leq \sqrt{d} \|\mathbf{x}_0 - \mathbf{x}^*\|_2. \end{aligned}$$

This concludes the proof.