

Path Length Bounds for Gradient Descent and Flow

Chirag Gupta¹, Sivaraman Balakrishnan² and Aaditya Ramdas^{1,2}

Machine Learning Department¹

Department of Statistics and Data Science²

Carnegie Mellon University

chiragg@andrew.cmu.edu, {siva,aramdas}@stat.cmu.edu

May 7, 2022

Abstract

We provide path length bounds on gradient descent (GD) and flow (GF) curves for various classes of smooth convex and nonconvex functions. We make six distinct contributions: (a) we prove a meta-theorem that if GD has linear convergence towards an optimal set, then its path length is upper bounded by the distance to the optimal set multiplied by a function of the rate of convergence, (b) under the Polyak-Łojasiewicz (PL) condition (a generalization of strong convexity that allows for certain nonconvex functions), we show that the aforementioned multiplicative factor is at most $\sqrt{\kappa}$, (c) we show an $\tilde{\Omega}(\sqrt{d} \wedge \kappa^{1/4})$, times the length of the direct path, lower bound on the worst-case path length for PL functions, (d) for the special case of quadratics, we show that the bound is $\Theta(\min\{\sqrt{d}, \sqrt{\log \kappa}\})$ and in some cases can be independent of κ , (e) under the weaker assumption of just convexity, where there is no natural notion of a condition number, we prove that the path length can be at most 2^{10d^2} times the length of the direct path, (f) finally, for separable quasiconvex (QC) functions the path length is both upper and lower bounded by $\Theta(\sqrt{d})$ times the length of the direct path.

1 Introduction

Consider the (unconstrained) optimization problem of minimizing an objective function $f : \mathbb{R}^d \rightarrow \mathbb{R}$. In this work, we analyze the path length exhibited by the sequence of iterates formed by an optimization algorithm. Suppose the set of global minimizers of f is $\mathbf{X}^* := \arg \min f(\mathbf{x})$. A minimization path, roughly, is a path of iterates that ends in a global minimizer. Formally, we denote a minimization path by, $g : S \rightarrow \mathbb{R}^d$, where $S \in \{\mathbb{R}_0^+, \mathbb{N}_0\}$ such that $\lim_{s \rightarrow \infty} g(s) \in \mathbf{X}^*$. When $S = \mathbb{R}_0^+$, we call this the continuous time setting, and denote a variable in the domain S by t , to be thought of as time. On the other hand the case when $S = \mathbb{N}_0$ corresponds to the discrete time setting, and we denote a variable in S by k , to be thought of as an iterate count. In both cases, we use to \mathbf{x}_s to denote $g(s)$. Iterative optimization techniques construct this mapping g using local update rules based on the gradient of f at \mathbf{x}_s , starting at some initial point \mathbf{x}_0 . If f is differentiable, one such update rule takes the form of an ordinary differential equation (ODE):

$$\text{Gradient flow (GF):} \quad \dot{\mathbf{x}}_t = -\nabla f(\mathbf{x}_t). \quad (1)$$

A forward Euler discretization of the above ODE with a fixed step-size η yields

$$\text{Gradient descent (GD):} \quad \mathbf{x}_{k+1} = \mathbf{x}_k - \eta \nabla f(\mathbf{x}_k). \quad (2)$$

In this paper, we bound the path lengths of the aforementioned update rules:

$$\text{(continuous)} \quad \zeta(f, \mathbf{x}_0) := \int_0^\infty \|\dot{\mathbf{x}}_t\|_2 dt = \int_0^\infty \|\nabla f(\mathbf{x}_t)\|_2 dt. \quad (3a)$$

$$\text{(discrete)} \quad \zeta_\eta(f, \mathbf{x}_0) := \sum_{k=0}^\infty \|\mathbf{x}_k - \mathbf{x}_{k+1}\|_2 = \sum_{k=0}^\infty \|\eta \nabla f(\mathbf{x}_k)\|_2. \quad (3b)$$

Naturally, the above path lengths depend strongly on the smoothness and curvature assumptions made on the underlying function, which we introduce next.

1.1 Notation and assumptions

Throughout this paper, we assume that the objective function f is continuously differentiable everywhere. For simplicity, we assume that the minimum of the function f is achieved in \mathbb{R}^d . Denote the minimum value of the objective as

$$f^* := \min_{\mathbf{x} \in \mathbb{R}^d} f(\mathbf{x}),$$

and the optimal set as $\mathbf{X}^* := \{\mathbf{x} \in \mathbb{R}^d : f(\mathbf{x}) = f^*\}$ (which may contain more than one element). An element of the optimal set \mathbf{X}^* is denoted by \mathbf{x}^* . If $|\mathbf{X}^*| = 1$, \mathbf{x}^* is the unique minimizer. By first order optimality, $\nabla f(\mathbf{x}^*) = 0$ is a necessary (but not sufficient) condition for \mathbf{x}^* to be an element of \mathbf{X}^* . Denote the minimum distance between the initialization point \mathbf{x}_0 and the optimal set \mathbf{X}^* as

$$\text{dist}(\mathbf{x}_0, \mathbf{X}^*) := \min_{\mathbf{x}^* \in \mathbf{X}^*} \|\mathbf{x}_0 - \mathbf{x}^*\|_2.$$

Many of our path length guarantees are in terms of this minimum distance $\text{dist}(\mathbf{x}_0, \mathbf{X}^*)$. Under the standard curvature assumptions that we consider in this paper \mathbf{X}^* must be convex. Since f is continuous, \mathbf{X}^* is closed. Hence the projection of \mathbf{x}_0 on the optimal set \mathbf{X}^* is uniquely defined. We denote this projection as $\Pi_{\mathbf{X}^*}(\mathbf{x}_0)$ (so that $\text{dist}(\mathbf{x}_0, \mathbf{X}^*) = \|\mathbf{x}_0 - \Pi_{\mathbf{X}^*}(\mathbf{x}_0)\|_2$).

Additionally, we need to make smoothness and curvature assumptions on f to obtain path length guarantees. Whenever one of these assumptions is made, it is explicitly mentioned in the theorem.

Definition 1. (*Lipschitz Gradients (LG)*). For all $\mathbf{x}, \mathbf{y} \in \mathbb{R}^d$ and some $L > 0$,

$$\|\nabla f(\mathbf{x}) - \nabla f(\mathbf{y})\|_2 \leq L \|\mathbf{x} - \mathbf{y}\|_2.$$

This also implies the inequality: $f(\mathbf{y}) \leq f(\mathbf{x}) + \langle \nabla f(\mathbf{x}), \mathbf{y} - \mathbf{x} \rangle + \frac{L}{2} \|\mathbf{y} - \mathbf{x}\|_2^2$.

Definition 2. (*Polyak-Łojasiewicz condition (PL)*). For all $\mathbf{x} \in \mathbb{R}^d$, and some $\mu > 0$,

$$\|\nabla f(\mathbf{x})\|_2^2 \geq 2\mu (f(\mathbf{x}) - f^*).$$

Theorem	Function class	Bound on path length of GD and GF
Theorem 2.1	LG, $\text{dist}(\mathbf{x}^+, \mathbf{X}^*) \leq (1-c) \text{dist}(\mathbf{x}, \mathbf{X}^*)$	$\zeta \leq (1/c) \text{dist}(\mathbf{x}_0, \mathbf{X}^*)$
Theorem 3.1	Quadratic objective	$\zeta \lesssim \min\{\sqrt{d}, \sqrt{\log \kappa}\} \text{dist}(\mathbf{x}_0, \mathbf{X}^*)$
Theorem 4.1	PL, LG	$\zeta \leq (2\sqrt{\kappa}) \text{dist}(\mathbf{x}_0, \mathbf{X}^*)$
Theorem 5.2	Convexity, LG	$\zeta \leq 2^{10d^2} \ \mathbf{x}_0 - \mathbf{x}_\infty\ _2$
Theorem 5.3	QC, LG, separability	$\zeta \leq \sqrt{d} \text{dist}(\mathbf{x}_0, \mathbf{X}^*)$
Theorem 7.1	Quadratic objective	$\zeta \gtrsim (\sqrt{\log \kappa} \wedge \sqrt{d}) \text{dist}(\mathbf{x}_0, \mathbf{X}^*)$
Theorem 6.1	QC, LG, separability	$\zeta \geq \sqrt{d} \text{dist}(\mathbf{x}_0, \mathbf{X}^*)$
Theorem 6.1	PL, LG	$\zeta \gtrsim (\kappa^{1/4} \wedge \sqrt{d}) \text{dist}(\mathbf{x}_0, \mathbf{X}^*)$

Table 1: Summary of path length bounds. All bounds hold for GD and GF.

PL is a generalization of the standard strong convexity assumption that for all $\mathbf{x}, \mathbf{y} \in \mathbb{R}^d$

$$f(\mathbf{y}) \leq f(\mathbf{x}) + \langle \nabla f(\mathbf{x}), \mathbf{y} - \mathbf{x} \rangle + \frac{\mu}{2} \|\mathbf{y} - \mathbf{x}\|_2^2,$$

in the sense that μ -strongly convex functions are also μ -PL. However, there are many functions that are not even convex but satisfy PL and these functions arise naturally in several nonconvex machine learning optimization problems [3, 21, 22, 25].

Definition 3 (Condition number). *For a μ -PL function f with L -Lipschitz gradients, we define the condition number κ as L/μ . For quadratic objective functions, we define κ as the ratio of the largest and smallest non-zero singular values of the Hessian.*

1.2 Problem motivation and background

The problem of computing path lengths of optimization iterates has been gaining traction recently. Classically, it was observed that GF paths of quasiconvex functions exhibit the self-contractedness property (see Section 5), and their path lengths were considered [20]. Recently, the question of finiteness of GF path lengths under quasiconvexity was resolved affirmatively not only for Euclidean spaces but general metric spaces [10, 11, 12, 26]. It has also been shown that self-contracted paths that satisfy certain smoothness properties must be GF paths of convex functions [18]. These papers use geometric properties of self-contracted paths without referencing the specifics of the GF dynamics. The techniques lead to bounds that depend exponentially on the dimension as we show in Section 5. Further, the self-contractedness property can also be shown to be true in the discrete case for GD paths of convex objective functions, which allows us to extend these results to the GD case in Section 5.

While these papers were concerned about fundamental questions about GF paths under the mild assumption of quasiconvexity, we know that quasiconvexity, or even convexity, is not enough to obtain the fast convergence rates that optimization algorithms exhibit empirically in many machine learning settings. Indeed, we expect tight path length bounds (potentially independent of dimension), when strong assumptions such as strong convexity or PL hold locally. Bolte et al. [5] showed that a dimension independent path length bound holds for

GF curves whenever f satisfies a Kurdyka-Łojasiewicz (KL) condition. In the setting of our interest, we note that the KL condition is satisfied for PL and quadratic functions. Their result leads to the best known bound for PL functions (as reproduced in Section 4). However, for quadratic objective functions, we prove an exponential improvement (Section 3). Thus, although the KL condition holds very generally (in particular for all real-analytic functions), it is unclear whether an all-purpose KL dependent bound is tight. We shed light on this problem by proving lower bounds for quadratic (Section 7) and PL (Section 6) functions. In the more ML-oriented framework, Oymak and Soltanolkotabi [22] analyzed GD and SGD path lengths for non-linear least square objectives, under spectral assumptions on the Jacobian of the non-linear mapping. They also showed a bound under the PL assumption for GD which is identical to the GF bound of Bolte et al. [5].

Characterizing properties specific to the trajectory or path of GD/SGD iterates (in contrast to global properties of the loss function) is an important direction of exploration in order to understand their behavior for nonconvex machine learning models such as deep neural networks [19]. Path length bounds are one aspect of this, and have been used to obtain fast convergence guarantees for neural networks with one hidden layer [1, 13, 14, 23, 25]. These papers use path length bounds to show that the GD iterates do not leave a small ball around the initial point. Thus, strong assumptions needed to prove convergence properties of GD need only hold within that ball. These in turn can be shown to hold if the system is appropriately initialized and sufficiently overparameterized; in other words if the neural network layers are wide.

Finally, we note other related bodies of literature where path length bounds have been considered. Bounds on the ℓ_1 -path of lasso and forward stagewise regression have been studied [17]. Recently, for adversarial bandits, it has been observed that improved data-adaptive regret bounds can be given that depend on the total path length of the observed losses at each step [8, 27]. Another online learning problem that has gained interest recently is nested convex body chasing [2, 4, 7]. Since the level sets of convex functions are nested convex sets, the problem of path length bounds for convex objectives is closely related to this problem.

1.3 Organization

The rest of the paper is organized as follows:

1. In Section 2, we provide a general purpose path length bound for GD curves that can be applied under any set of curvature conditions as long as linear convergence is known.
2. In Section 3, we provide the tightest known path length bound for GD or GF curves of quadratic objective functions (potentially overparameterized). In Section 7, we show that our bound is tight by providing a matching lower bound construction.
3. In Section 4 we reproduce path length bounds for GD and GF curves of PL functions. In Section 6, we present a worst case lower bound in the same setting.
4. In Section 5 we derive explicit dimension dependent path length bounds for quasiconvex functions (GF) and convex functions (GD and GF).

Table 1 summarizes the results in this paper. All our bounds are true for both GD and GF curves. We note that the proofs in the GF case are significantly more straightforward, but lead

to conclusions that continue to hold in the GD case (with more technical work needed). Finally, we note that the smoothness and curvature assumptions we make are global. However, since they imply that the iterates always stay within a ball, we can always restrict these assumptions to that ball (see for instance [22]).

2 Linear convergence implies short path length

In this section, we provide a path length bound for any instantiation of GD on a problem where linear convergence to the optimal set \mathbf{X}^* is known to hold (apart from strongly convex losses, this includes for instance MLE for logistic regression with unseparable data (Theorem 3.3, [15])). Some of the results hold more generally for other algorithms (for example, accelerated gradient descent, Polyak’s Heavy ball method, projected gradient descent). First, we define linear convergence formally. This definition is for any update rule $\mathbf{x} \rightarrow \mathbf{x}^+$; for example the GD update rule would be: $\mathbf{x}^+ = \mathbf{x} - \nabla f(\mathbf{x})$.

Definition 4 (Linear convergence to optimal set). *There exists a fixed $c \in (0, 1)$, such that for every $\mathbf{x} \in \mathbb{R}^d$ and the corresponding update $\mathbf{x}^+ \in \mathbb{R}^d$,*

$$\text{dist}(\mathbf{x}^+, \mathbf{X}^*) \leq (1 - c) \text{dist}(\mathbf{x}, \mathbf{X}^*).$$

The following theorem guarantees a path length that depends inversely on the fixed constant c above.

Theorem 2.1. *For any function f and any update rule that exhibits linear convergence to a fixed minimum \mathbf{x}^* , the path length is bounded as:*

$$\zeta_\eta \leq ((2 - c)/c) \|\mathbf{x}_0 - \mathbf{x}^*\|_2. \quad (4)$$

The result can be extended for linear convergence to an optimal set \mathbf{X}^ , if we additionally assume L -Lipschitz gradients and the update rule is GD:*

$$\zeta_\eta \leq (\eta L/c) \text{dist}(\mathbf{x}_0, \mathbf{X}^*). \quad (5)$$

Proof sketch. The detailed proof of a more general result can be found in Theorem A.1, Appendix A. As a consequence of linear convergence, as the distance to the optimal set decreases geometrically, so does the contribution of consecutive iterates to the path.

Claim (5) is proved as illustrated in Figure 1:

$$\zeta_\eta \leq \text{dist}(\mathbf{x}_0, \mathbf{X}^*) (\eta L + (1 - c)\eta L + (1 - c)^2\eta L + \dots) = \text{dist}(\mathbf{x}_0, \mathbf{X}^*)/c. \quad (6)$$

For claim (4), we observe that

$$\|\mathbf{x}_k - \mathbf{x}_{k+1}\|_2 \leq \|\mathbf{x}_k - \mathbf{x}^*\|_2 + \|\mathbf{x}_{k+1} - \mathbf{x}^*\|_2 \leq (2 - c) \|\mathbf{x}_k - \mathbf{x}^*\|_2,$$

and consequently bound the path length as:

$$\zeta_\eta \leq \|\mathbf{x}_0 - \mathbf{x}^*\|_2 ((2 - c) + (1 - c)(2 - c) + (1 - c)^2(2 - c) + \dots) = (2 - c) \|\mathbf{x}_0 - \mathbf{x}^*\|_2/c.$$

□

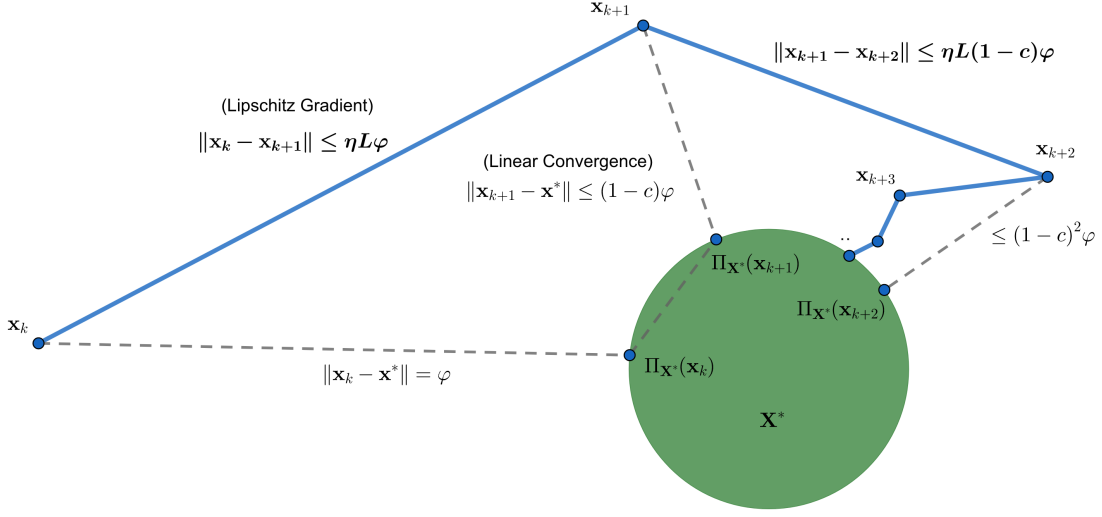


Figure 1: Path length bound under linear convergence. The path is shown with solid blue lines. The inequalities in bold upper bound individual terms in the path length sum, as noted in Equation (6).

Remarks. Variants of the above theorem can be derived that allow us to obtain interesting results in more general settings (see Appendix A for details):

- (a) The first part of the theorem applies to any algorithm that exhibits linear convergence. In particular, for Polyak’s Heavy-ball method [24], under strong convexity and Lipschitz gradients, we can bound its path length as $\sqrt{\kappa} \|\mathbf{x}_0 - \mathbf{x}^*\|_2$ (see Corollary A.1.1).
- (b) The above theorem is also true if linear convergence holds with respect to a locally optimal set, instead of the globally optimal set \mathbf{X}^* (see Theorem A.1).
- (c) The result can be extended to projected gradient descent as long as the optimum value in the constraint set satisfies $\nabla f(\mathbf{x}^*) = 0$ (see Theorem A.1).
- (d) A similar result holds for GF under the notion of linear convergence for GF. If for some $c > 0$,

$$\frac{d \operatorname{dist}(\mathbf{x}_t, \mathbf{X}^*)}{dt} \leq -c \operatorname{dist}(\mathbf{x}_t, \mathbf{X}^*),$$

then $\zeta \leq (L \operatorname{dist}(\mathbf{x}_0, \mathbf{X}^*))/c$. However, the c here is different from the GD case and there is no notion of step-size which makes the result look different. We leave the details for the supplementary material (see Theorem A.2).

Note that for μ -strongly convex functions, if $\eta \leq 1/L$ it is a standard result that linear convergence holds with $c = \eta\mu$. This leads to the bound $\zeta_\eta \leq \kappa \|\mathbf{x}_0 - \mathbf{x}^*\|_2$. However, this is not tight. First, in Section 3 we study a specific strongly convex problem, namely quadratic objective functions. For quadratics, we show how to improve the above bound

to obtain a surprising $\sqrt{\log(\kappa)}$ dependence. In Section 4, following the work of Oymak and Soltanolkotabi [22], and Bolte et al. [5], we show that in fact the κ bound for μ -strongly convex functions can be improved to obtain a $\sqrt{\kappa}$ dependence with a weaker μ -PL assumption.

3 Path length for quadratic objectives is $\mathcal{O}(\sqrt{\log \kappa})$

In this section we show that quadratic objective functions admit a tight path length. Our bound is true even if the system is overparameterized. To make use of some standard notation, we write the general quadratic objective function as a linear regression problem specified by a matrix \mathbf{A} of dimensions $n \times d$, and an output vector $\mathbf{y} \in \mathbb{R}^n$. The objective is,

$$f(\mathbf{x}) = \frac{1}{2n} \|\mathbf{y} - \mathbf{A}\mathbf{x}\|_2^2. \quad (7)$$

If the columns of \mathbf{A} are linearly dependent, the solution set \mathbf{X}^* has more than one element. However, it is possible to show that both GF and GD converge to $\Pi_{\mathbf{X}^*}(\mathbf{x}_0)$, given by

$$\Pi_{\mathbf{X}^*}(\mathbf{x}_0) := (\mathbf{I}_{n \times n} - \mathbf{A}^T(\mathbf{A}^T)^\dagger)\mathbf{x}_0 + (\mathbf{A}^T\mathbf{A})^\dagger\mathbf{A}^T\mathbf{y},$$

where B^\dagger denotes the Moore-Penrose inverse of a matrix B . Note that if the columns of \mathbf{A} are linearly independent, $\mathbf{x}^* = \Pi_{\mathbf{X}^*}(\mathbf{x}_0) = (\mathbf{A}^T\mathbf{A})^{-1}\mathbf{A}^T\mathbf{y}$ is the standard least squares solution.

Define $\Sigma := (\mathbf{A}^T\mathbf{A})/n$. The GF path can be computed in closed form as:

$$\mathbf{x}_t = \Pi_{\mathbf{X}^*}(\mathbf{x}_0) - \Sigma^\dagger \exp(-t\Sigma)\Sigma(\Pi_{\mathbf{X}^*}(\mathbf{x}_0) - \mathbf{x}_0), \quad (8)$$

so that $\mathbf{x}_\infty = \Pi_{\mathbf{X}^*}(\mathbf{x}_0)$. It is possible that Σ is singular (for example it must be singular in the overparameterized case, when $d > n$). In general, suppose the number of non-zero singular values of Σ is $d^+ \leq d$. Denote the non-zero singular values as $\sigma_1 \geq \sigma_2 \cdots \geq \sigma_{d^+} > 0$. Then for any step-length $\eta \leq 1/\sigma_1$, the GD iterates converge to $\Pi_{\mathbf{X}^*}(\mathbf{x}_0)$ via the following updates for $k \geq 1$:

$$\mathbf{x}_k = \mathbf{x}_{k-1} - \frac{\eta\mathbf{A}^T(\mathbf{A}\mathbf{x}_{k-1} - \mathbf{y})}{n}. \quad (9)$$

For $i \in [d^+ - 1]$, define $\kappa_i := \sigma_i/\sigma_{i+1}$. Define the overall condition number $\kappa := \sigma_1/\sigma_{d^+}$. As we show in the following theorem, the path length bound for quadratic objective functions depends on the κ_i 's.

Theorem 3.1. *For quadratic objective functions (7), the GF dynamics (8) have a path length bounded as:*

$$\zeta \leq \min \left\{ \sqrt{d^+}, 1 + \sum_{j=d-1}^1 \kappa_j^{-1/(\kappa_j-1)} (1 - 1/\kappa_j), 5\sqrt{\log \kappa} \right\} \text{dist}(\mathbf{x}_0, \mathbf{X}^*), \quad (10)$$

while the GD iterates (9) with $\eta \leq 1/\sigma_1$ have a path length bounded as:

$$\zeta_\eta \leq \text{dist}(\mathbf{x}_0, \mathbf{X}^*) + \zeta. \quad (11)$$

To clarify, when $\kappa_j = 1$, $\kappa_j^{-1/(\kappa_j-1)}(1-1/\kappa_j)$ is defined as $\lim_{\kappa_j \rightarrow 1} \kappa_j^{-1/(\kappa_j-1)}(1-1/\kappa_j) = 0$. The proof of Theorem 3.1 can be found in Appendix B.

Remarks. For special cases, such as if there is only one large singular value, the bound in Theorem 3.1 may even be independent of κ and d^+ . For instance, suppose $\kappa_j = 1$ for $j \in [d^+ - 2]$, and $\kappa = \kappa_{d^+-1}$. Then, no matter the value of d^+, κ , we obtain the bound $\zeta \leq 2 \text{ dist}(\mathbf{x}_0, \mathbf{X}^*)$.

A tight path length bound can be obtained in the quadratic case since we could write down the exact GF path, and consequently the path length integral. This may not be possible for a general functions f . Even so, a tighter dependence (than κ) can be shown in certain cases as we see in Section 4. We now consider an application of our proof technique in the quadratics case to a more general class of functions.

3.1 An application of the quadratic analysis

An $\mathcal{O}(\sqrt{\log \kappa})$ bound for quadratic objectives is interesting since it fundamentally improves the $\Omega(\sqrt{\kappa})$ dependence we expect via the best known bound for strongly convex functions [22]. In the absence of lower bounds, this suggests a potential improvement in the strongly convex case as well. To this end, we make preliminary progress on a special class of strongly convex functions described below. The proof technique used for this class of functions is directly inspired from what we learned in the analysis of quadratic objective functions.

The class of functions we consider are separable objectives of the form

$$f(\mathbf{x}) = \sum_{i=1}^d g_{(i)}(\mathbf{x}_{(i)}),$$

where each $g_{(i)}$ is μ -strongly convex, has L -Lipschitz gradients, and has non-negative third derivative: $g_{(i)}''(x) \geq 0$ for all x . Equivalently, the second derivative $g_{(i)}''(\cdot)$ satisfies: (1) $\mu \leq g_{(i)}''(x) \leq L$ for all x and (2) $g_{(i)}''(\cdot)$ is non-decreasing in its argument.

Theorem 3.2. *For the class of functions described above, the GF path length is bounded as:*

$$\zeta \leq (2 + \log \kappa) \text{ dist}(\mathbf{x}_0, \mathbf{X}^*).$$

The proof of this theorem can be found in Appendix B.

4 Path length under the PL condition is $\mathcal{O}(\sqrt{\kappa})$

Under the general PL condition, we cannot write the GF path explicitly like we did for quadratics (Equation (8)). Instead, we follow a potential/Lyapunov function approach. Consider the following Lyapunov function:

$$\varepsilon_t = \sqrt{f(\mathbf{x}_t) - f^*}.$$

It can be shown by differentiating ε_t and applying the PL condition that,

$$-\dot{\varepsilon}_t \geq \sqrt{\frac{\mu}{2}} \|\nabla f(\mathbf{x}_t)\|_2.$$

Integrating the above with respect to t and using LG leads to the following theorem (for GF).

Theorem 4.1. *For any μ -PL function f with L -Lipschitz gradients, the GF dynamics have a path length bounded as:*

$$\zeta \leq \sqrt{\kappa} \operatorname{dist}(\mathbf{x}_0, \mathbf{X}^*),$$

while the GD iterates with $\eta \leq 1/L$ have a path length bounded as: $\zeta_\eta \leq 2\sqrt{\kappa} \operatorname{dist}(\mathbf{x}_0, \mathbf{X}^)$.*

A detailed proof can be found in Appendix C. The GF version of this bound is known for a larger class of functions, namely those that satisfy the Kurdyka-Łojasiewicz inequality [5]. Theorem 4.1 is a special case of this more general result. Oymak and Soltanolkotabi also reproduced the bound for GD curves (Theorem 5.1, [22]). Although they obtain a tight path length bound in terms of $(f(\mathbf{x}_0) - f^*)$, they write a weak corollary for the path length bound in terms of $\operatorname{dist}(\mathbf{x}_0, \mathbf{X}^*)$. This leads to a κ dependence instead of the $\sqrt{\kappa}$ bound as we have shown.

5 Path length under convexity is $e^{\mathcal{O}(d^2)}$

In this section, we analyze path lengths of GD and GF under convexity. In fact, the results of this section hold for GF under the weaker assumption of quasiconvexity:

Definition 5. (*Quasiconvexity (QC)*). *If $f(\mathbf{y}) \leq f(\mathbf{x})$, then $\langle \nabla f(\mathbf{x}), \mathbf{y} - \mathbf{x} \rangle \leq 0$.*

This definition of quasiconvexity is equivalent to saying that all level sets of f are convex, since f is differentiable. It is also equivalent to saying $f(t\mathbf{x} + (1-t)\mathbf{y}) \leq \max\{f(\mathbf{x}), f(\mathbf{y})\}$ for all $t \in [0, 1]$. Under quasiconvexity or convexity, even finiteness of path length is a surprising result since there exist planar convex functions whose GF paths spiral around infinitely many times while going arbitrarily close to the minimum [12]. Note that there is no natural notion of a condition number here. Instead we look for bounds that depend on the dimension d . The analysis of path lengths of GF and GD in the convex case goes via a reduction to the notion of self-contracted paths.

Definition 6 (Self-contracted path). *A path $g : S \rightarrow \mathbb{R}^d$ is self-contracted if for all $s_1, s_2, s_3 \in S$ such that $s_1 \leq s_2 \leq s_3$,*

$$\|g(s_3) - g(s_2)\|_2 \leq \|g(s_3) - g(s_1)\|_2.$$

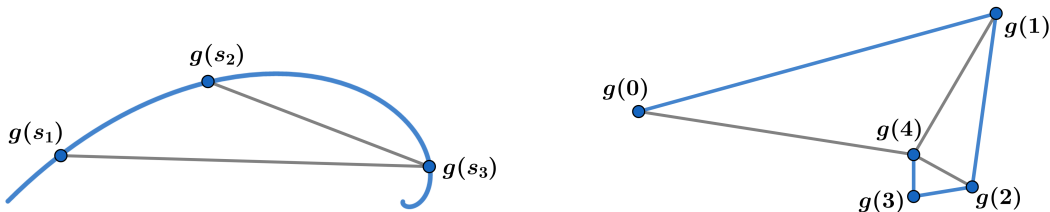


Figure 2: Self-contracted paths: (left) continuous case ($S = \mathbb{R}_0^+$); (right) discrete case ($S = \mathbb{N}_0$).

Figure 2 illustrates a self-contracted path in two dimensions. It is well known that the GF path is a self-contracted path [10, 12, 20] for quasiconvex functions. To see this, first note that for any t , $\frac{df(\mathbf{x}_t)}{dt} = -\|\nabla f(\mathbf{x}_t)\|_2^2 \leq 0$, and thus for any $s \geq t$, $f(\mathbf{x}_s) \leq f(\mathbf{x}_t)$. Now, fix s and define the potential function $\varepsilon(t) = \|\mathbf{x}_s - \mathbf{x}_t\|_2^2$ for $t \leq s$. Then,

$$\dot{\varepsilon}(t) = 2 \langle \mathbf{x}_t - \mathbf{x}_s, \dot{\mathbf{x}}_t \rangle = 2 \langle \mathbf{x}_t - \mathbf{x}_s, -\nabla f(\mathbf{x}_t) \rangle = 2 \langle \nabla f(\mathbf{x}_t), \mathbf{x}_s - \mathbf{x}_t \rangle \leq 0,$$

where the inequality follows by quasiconvexity since $f(\mathbf{x}_s) \leq f(\mathbf{x}_t)$. Thus, $\|\mathbf{x}_s - \mathbf{x}_t\|_2^2$ is a decreasing function of t which is the same as self-contractedness for $s_3 = s$. For GD, we prove the same result under the additional assumptions of convexity and Lipschitz gradients:

Lemma 5.1. *For any convex function f with L -Lipschitz gradients, the GD path with $\eta \leq 1/L$ is self-contracted.*

We do not know if one can relax convexity to QC, or remove the assumption on stepsize. The proof of Lemma 5.1 is in Appendix F. This lemma is critical in the proof of the following theorem.

Theorem 5.2. *For any quasiconvex function f , the GF path length is bounded as:*

$$\zeta \leq 2^{10d^2} \|\mathbf{x}_0 - \mathbf{x}_\infty\|_2.$$

Additionally, if f is convex with L -Lipschitz gradients, then the GD iterates with a step-size $\eta \leq 1/L$ admit the same path length bound: $\zeta_\eta \leq 2^{10d^2} \|\mathbf{x}_0 - \mathbf{x}_\infty\|_2$.

The proof of the above theorem can also be found in Appendix F, and extends the proof of Daniilidis et al. [10]. They show the finiteness of the path length of self-contracted paths where S (the domain of g) is an interval of \mathbb{R} . Thus their theorem applies to GF, but not GD. We extend the proof to GD paths where $S = \mathbb{N}_0$ via Lemma 5.1. Further, while their focus is on proving that the path has finite length, we make the dependence on the dimension d explicit. Observe that this bound is with respect to \mathbf{x}_∞ instead of the distance to \mathbf{X}^* . For convex functions f with L -Lipschitz gradients, it is known that GD or GF converges to a point in the optimal set, that is, $\mathbf{x}_\infty \in \mathbf{X}^*$. In particular, if \mathbf{X}^* is singleton, $\mathbf{x}_\infty = \mathbf{x}^*$. However in general, \mathbf{x}_∞ may be distinct from $\Pi_{\mathbf{X}^*}(\mathbf{x}_0)$.

5.1 An $\mathcal{O}(\sqrt{d})$ bound for separable quasiconvex functions

This bound can be significantly improved if the quasiconvex function was separable, that is it exhibits the decomposition

$$f(\mathbf{x}) = \sum_{i=1}^d g_{(i)}(\mathbf{x}_{(i)}), \quad (12)$$

for some functions $g_{(i)} : \mathbb{R} \rightarrow \mathbb{R}$. Note that if f is quasiconvex, each $g_{(i)}$ is quasiconvex.

Theorem 5.3. *Suppose f is quasiconvex and exhibits the decomposition (12). Then the path length of GF is bounded as $\zeta \leq \sqrt{d} \text{dist}(\mathbf{x}_0, \mathbf{X}^*)$. If f has L -Lipschitz gradients then the path length of GD with $\eta \leq 1/L$ also satisfies $\zeta_\eta \leq \sqrt{d} \text{dist}(\mathbf{x}_0, \mathbf{X}^*)$.*

The proof of this theorem can be found in Appendix F. The decomposition (12) ensures that GD/GF always follows a descend direction in each of the components. The theorem generalizes easily to a larger class of functions that exhibit component-wise descent for any orthogonal basis. It would be interesting to study if this can be shown for some standard class of functions larger than separable quasiconvex functions. In Section 6, we will prove a lower bound for path lengths in the PL case with a $\tilde{\Omega}(\sqrt{d})$ dependence on the dimension. The lower bound function that we construct there turns out to be separable and quasiconvex. Hence we have matching upper and lower bounds for separable quasiconvex functions.

6 An $\tilde{\Omega}(\sqrt{d} \wedge \kappa^{1/4})$ lower bound for PL functions

In Section 3 we obtained a $\mathcal{O}(\sqrt{\log(\kappa)})$ dependence for the path length of quadratics objectives. Thus, a natural question is whether the $\sqrt{\kappa}$ dependence for the path length of PL objectives can be improved to $\log(\kappa)$. In this section, we show that such a dependence is precluded for functions that only satisfy PL. Previously, Oymak and Soltanolkotabi (Theorem 5.4, [22]) have presented a lower bound in terms of $f(\mathbf{x}_0) - f^*$. However, this bound when translated in terms of $\text{dist}(\mathbf{x}_0, \mathbf{X}^*)$, leads to a trivial result. Ours is the first non-trivial bound for functions that satisfy PL.

Let \mathcal{F}_κ be the class of real-valued functions on \mathbb{R}^d such that every $f \in \mathcal{F}_\kappa$ satisfies:

- f is continuously differentiable.
- There exist constants $\mu, L > 0$ such that $\kappa \geq L/\mu$ and a) f has L -Lipschitz gradients, b) f satisfies the PL inequality with constant μ .

Theorem 6.1. *For every $d \geq 6$ and $\kappa \geq 216$, there exists a function $f \in \mathcal{F}_\kappa$ and an initial point \mathbf{x}_0 such that the GF dynamics on f with the initial point \mathbf{x}_0 satisfies*

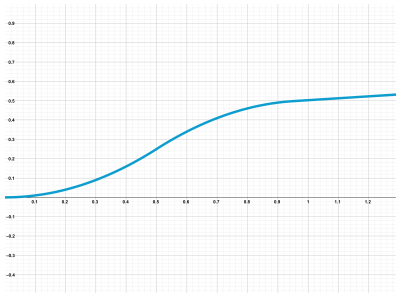
$$\zeta \geq \min \left\{ \frac{\sqrt{d}}{6 \log d}, \frac{\kappa^{1/4}}{6 \log \kappa} \right\} \text{dist}(\mathbf{x}_0, \mathbf{X}^*).$$

Similarly, there exists a function $f \in \mathcal{F}_\kappa$, an initial point \mathbf{x}_0 , and some step-size $\eta \in [1/2L, 1/L]$ such that the GD iterates on f with the initial point \mathbf{x}_0 satisfy

$$\zeta_\eta \geq \min \left\{ \frac{\sqrt{d}}{16 \log d}, \frac{\kappa^{1/4}}{16 \log \kappa} \right\} \text{dist}(\mathbf{x}_0, \mathbf{X}^*).$$

Proof idea. The function f that we construct decomposes as $f(\mathbf{x}) = \sum_{i=1}^d g(\mathbf{x}_{(i)})$. g (illustrated below) is quasiconvex, has L -Lipschitz gradients and is μ -PL (and thus so is the function f). Notice that there is a large slope region and a small slope region in g .

We stagger the components of the initial point \mathbf{x}_0 so that at every consecutive time interval, at most one component lies in the large slope region. This component exhibits a large constant decrease compared to the components in the low slope region. In this way, at every time interval, a single additional component is captured. This ensures that the path length is a factor \sqrt{d} larger than the shortest path. Then, we carefully compute κ and relate it to d to obtain the final bound. See Appendix D for details. \square



Observe that our function is not convex. Thus the characterization of path length lower bounds for convex or strongly convex functions remains an important open question.

7 An $\Omega(\sqrt{d} \wedge \sqrt{\log \kappa})$ lower bound for quadratics

In this section, we show that the upper bound for quadratic objectives proved in Section 3 is tight by constructing an instance of GD and GF where the path length is $\Omega(\sqrt{\log \kappa})$ (if the dimension can be set arbitrarily). Let \mathcal{Q}_κ be the class of quadratic functions on \mathbb{R}^d such that the Hessian has non-negative singular values and the ratio of the largest and smallest non-zero singular values is at most κ .

Theorem 7.1. *For every $\kappa \geq 5$, there exists a quadratic function $f \in \mathcal{Q}_\kappa$ and an initial point \mathbf{x}_0 such that the GF dynamics on f with the initial point \mathbf{x}_0 satisfies*

$$\zeta \geq \min \left\{ 0.7\sqrt{d}, 0.45\sqrt{\log \kappa} \right\} \text{ dist}(\mathbf{x}_0, \mathbf{X}^*). \quad (13)$$

Similarly, there exists a function $f \in \mathcal{Q}_\kappa$ and an initial point \mathbf{x}_0 , such that for step-size $\eta = 1/2L$ the GD iterates on f with the initial point \mathbf{x}_0 satisfy

$$\zeta_\eta \geq \min \left\{ 0.5\sqrt{d}, 0.3\sqrt{\log \kappa} \right\} \text{ dist}(\mathbf{x}_0, \mathbf{X}^*). \quad (14)$$

Proof sketch. The quadratic function we consider has geometrically increasing spectra – the eigenvalues are $1, \omega, \omega^2, \dots, \omega^{d-1}$. Similar to the proof of Theorem 6.1 for the PL case, in each time interval (or iterate), a single component is captured. This leads to a lower bound of $\Omega(\sqrt{d})$. We then relate $\sqrt{d} = \Theta(\sqrt{\log \kappa})$ to write the final bound. \square

8 Discussion

Bounds on the path length of GD (and related algorithms like SGD) have implicitly been studied in some recent papers seeking to understand optimization for deep neural networks. In this paper, we provide unified results for GD and GF under common smoothness and curvature assumptions, obtaining the tightest known bounds for quadratics, for PL and for convex objectives. We also presented a meta-theorem that gives us a path length bound for any linearly convergent iterative algorithm. To complement these results, for PL objectives, we also show a lower bound, which to our knowledge is the first such lower bound for path lengths. For quadratics, we give a matching lower bound thus completely characterizing path lengths in

this setting. For separable quasiconvex objectives, we give matching (up to constants) upper and lower bounds on the path length.

Our meta-theorem suggests that path lengths are intricately tied with convergence properties. An interesting direction is to study path length bounds for other algorithms that have good convergence properties, such as SGD, projected gradient descent, accelerated methods, heavy ball methods, second order methods, proximal methods, and so on. In Appendix A, we show some preliminary results to this end. We extend the linear convergence ideas of Section 2 to prove path length bounds for Polyak’s heavy ball method and for projected gradient descent.

A broader open direction concerns understanding better the statistical implications of our path-length bounds. As an example, it is known that stable optimization algorithms can exhibit better generalization guarantees [6, 9, 16] and it is natural to expect similar qualitative behaviour from optimization algorithms that have short path-lengths. Some recent works [3, 21], have provided statistical guarantees for optimization-based estimators via *uniform (statistical) convergence* over the possible algorithm iterates, and we believe these might also be strengthened by a deeper understanding of the path followed by these algorithms.

Acknowledgments

SB is grateful to Marco Molinaro for inspiring discussions. SB and CG were supported in part by the NSF grant DMS-1713003.

References

- [1] Zeyuan Allen-Zhu, Yuanzhi Li, and Zhao Song. A convergence theory for deep learning via over-parameterization. In *International Conference on Machine Learning*, pages 242–252, 2019. 4
- [2] CJ Argue, Sébastien Bubeck, Michael B Cohen, Anupam Gupta, and Yin Tat Lee. A nearly-linear bound for chasing nested convex bodies. In *Proceedings of the Thirtieth Annual ACM-SIAM Symposium on Discrete Algorithms*, pages 117–122. SIAM, 2019. 4
- [3] Sivaraman Balakrishnan, Martin J. Wainwright, and Bin Yu. Statistical guarantees for the EM algorithm: From population to sample-based analysis. *Ann. Statist.*, 45(1):77–120, 02 2017. 3, 13
- [4] Nikhil Bansal, Martin Böhm, Marek Eliáš, Grigorios Koumoutsos, and Seeun William Umboh. Nested convex bodies are chaseable. In *Proceedings of the Twenty-Ninth Annual ACM-SIAM Symposium on Discrete Algorithms*, pages 1253–1260. SIAM, 2018. 4
- [5] Jérôme Bolte, Aris Daniilidis, Olivier Ley, and Laurent Mazet. Characterizations of Łojasiewicz inequalities: subgradient flows, talweg, convexity. *Transactions of the American Mathematical Society*, 362(6):3319–3363, 2010. 3, 4, 7, 9
- [6] Olivier Bousquet and André Elisseeff. Stability and generalization. *J. Mach. Learn. Res.*, 2:499–526, 2002. 13

- [7] Sébastien Bubeck, Yin Tat Lee, Yuanzhi Li, and Mark Sellke. Chasing nested convex bodies nearly optimally. *arXiv preprint arXiv:1811.00999*, 2018. 4
- [8] Sébastien Bubeck, Yuanzhi Li, Haipeng Luo, and Chen-Yu Wei. Improved path-length regret bounds for bandits. *arXiv preprint arXiv:1901.10604*, 2019. 4
- [9] Yuansi Chen, Chi Jin, and Bin Yu. Stability and convergence trade-off of iterative optimization algorithms, 2018. 13
- [10] Aris Daniilidis, Guy David, Estibalitz Durand-Cartagena, and Antoine Lemenant. Rectifiability of self-contracted curves in the Euclidean space and applications. *The Journal of Geometric Analysis*, 25(2):1211–1239, 2015. 3, 10, 39, 43
- [11] Aris Daniilidis, Robert Deville, Estibalitz Durand-Cartagena, and Ludovic Rifford. Self-contracted curves in Riemannian manifolds. *Journal of Mathematical Analysis and Applications*, 457(2):1333–1352, 2018. 3
- [12] Aris Daniilidis, Olivier Ley, and Stéphane Sabourau. Asymptotic behaviour of self-contracted planar curves and gradient orbits of convex functions. *Journal de mathématiques pures et appliquées*, 94(2):183–199, 2010. 3, 9, 10
- [13] Simon S Du, Jason D Lee, Haochuan Li, Liwei Wang, and Xiyu Zhai. Gradient descent finds global minima of deep neural networks. *arXiv preprint arXiv:1811.03804*, 2018. 4
- [14] Simon S Du, Xiyu Zhai, Barnabas Poczos, and Aarti Singh. Gradient descent provably optimizes over-parameterized neural networks. *arXiv preprint arXiv:1810.02054*, 2018. 4
- [15] Robert M Freund, Paul Grigas, and Rahul Mazumder. Condition number analysis of logistic regression, and its implications for standard first-order solution methods. *arXiv preprint arXiv:1810.08727*, 2018. 5
- [16] Moritz Hardt, Benjamin Recht, and Yoram Singer. Train faster, generalize better: Stability of stochastic gradient descent. In *Proceedings of the 33rd International Conference on International Conference on Machine Learning - Volume 48*, ICML’16, pages 1225–1234, 2016. 13
- [17] Trevor Hastie, Jonathan Taylor, Robert Tibshirani, and Guenther Walther. Forward stagewise regression and the monotone lasso. *Electronic Journal of Statistics*, 1:1–29, 2007. 4
- [18] Antoine Lemenant and Estibalitz Durand Cartagena. Self-contracted curves are gradient flows of convex functions. *arXiv preprint arXiv:1802.07542*, 2018. 3
- [19] Hao Li, Zheng Xu, Gavin Taylor, Christoph Studer, and Tom Goldstein. Visualizing the loss landscape of neural nets. In *Advances in Neural Information Processing Systems*, pages 6389–6399, 2018. 4
- [20] Paolo Manselli and Carlo Pucci. Maximum length of steepest descent curves for quasi-convex functions. *Geometriae Dedicata*, 38(2):211–227, 1991. 3, 10

- [21] Song Mei, Yu Bai, and Andrea Montanari. The landscape of empirical risk for nonconvex losses. *Ann. Statist.*, 46(6A):2747–2774, 12 2018. [3](#), [13](#)
- [22] Samet Oymak and Mahdi Soltanolkotabi. Overparameterized nonlinear learning: Gradient descent takes the shortest path? *arXiv preprint arXiv:1812.10004*, 2018. [3](#), [4](#), [5](#), [7](#), [8](#), [9](#), [11](#), [28](#)
- [23] Samet Oymak and Mahdi Soltanolkotabi. Towards moderate overparameterization: global convergence guarantees for training shallow neural networks. *arXiv preprint arXiv:1902.04674*, 2019. [4](#)
- [24] Boris T Polyak. Some methods of speeding up the convergence of iteration methods. *USSR Computational Mathematics and Mathematical Physics*, 4(5):1–17, 1964. [6](#), [18](#), [19](#)
- [25] Mahdi Soltanolkotabi, Adel Javanmard, and Jason D Lee. Theoretical insights into the optimization landscape of over-parameterized shallow neural networks. *IEEE Transactions on Information Theory*, 65(2):742–769, 2019. [3](#), [4](#)
- [26] Eugene Stepanov and Yana Teplitskaya. Self-contracted curves have finite length. *Journal of the London Mathematical Society*, 96(2):455–481, 2017. [3](#)
- [27] Chen-Yu Wei and Haipeng Luo. More adaptive algorithms for adversarial bandits. *arXiv preprint arXiv:1801.03265*, 2018. [4](#)

Appendix

A Proofs and additional results from Section 2

We state and prove a more general version of Theorem 2.1 that handles Remarks 1 and 2 stated after the theorem. First, we handle the case that linear convergence is known to a local minimum rather than the global minimum. Even in this case, we can write a result on the path length. Consider a local convex set $\widehat{\mathbf{X}}$ such that for all $\widehat{\mathbf{x}} \in \widehat{\mathbf{X}}$, $\nabla f(\widehat{\mathbf{x}}) = 0$. We define linear convergence to this set.

Definition 7 (Linear convergence to locally optimal set). *There exists a fixed $c \in (0, 1)$, such that for every $\mathbf{x} \in \mathbb{R}^d$ and the corresponding update $\mathbf{x}^+ \in \mathbb{R}^d$,*

$$\text{dist}(\mathbf{x}^+, \widehat{\mathbf{X}}) \leq (1 - c) \text{dist}(\mathbf{x}, \widehat{\mathbf{X}}).$$

This characterization generalizes the notion of convergence to the optimal set \mathbf{X}^* as defined in Section 2. Additionally, we will allow for a convex constraint set $\Omega \subset \mathbb{R}^d$. Suppose $\Pi_\Omega(\mathbf{x})$ denotes the unique projection of a point \mathbf{x} on the set Ω , then projected gradient descent (PGD) takes a GD step and projects it onto Ω :

$$\text{Projected gradient descent (PGD):} \quad \mathbf{x}_{k+1} = \Pi_\Omega(\mathbf{x}_k - \eta \nabla f(\mathbf{x}_k)). \quad (15)$$

GD is a special case of PGD with $\Omega = \mathbb{R}^d$. We are now ready to state our most general result.

Theorem A.1. *For any function f that has L -Lipschitz gradients, if PGD exhibits linear convergence to a local optimal convex set $\widehat{\mathbf{X}}$, then the PGD iterates have a path length bounded as:*

$$\zeta_\eta \leq (\eta L / c) \text{dist}(\mathbf{x}_0, \widehat{\mathbf{X}}). \quad (16)$$

If $\widehat{\mathbf{X}}$ is a singleton set $\{\widehat{\mathbf{x}}\}$, this result can be extended to any iterative algorithm that exhibits linear convergence without assuming LG:

$$\zeta_\eta \leq ((2 - c) / c) \|\mathbf{x}_0 - \widehat{\mathbf{x}}\|_2. \quad (17)$$

Proof. We set up a recursion on the distance of the initialization point to the optimal set. Loosely speaking, the idea is very similar to an inductive proof. For the first part of the theorem, this recursion is set up using the fact that because of LG, the gradient cannot be larger than L times the distance to the optimal set (since $\nabla f(\widehat{\mathbf{x}}) = 0$ for every $\widehat{\mathbf{x}} \in \widehat{\mathbf{X}}$).

For any $\mathbf{x} \in \Omega$, define $\zeta_\eta(\mathbf{x})$ as the path length when initializing gradient descent at \mathbf{x} . Define also the maximum path length at a certain radius $R \in \mathbb{R}$:

$$\bar{\zeta}_\eta(R) := \sup_{\mathbf{x}: \text{dist}(\mathbf{x}, \widehat{\mathbf{X}}) \leq R} \zeta_\eta(\mathbf{x}).$$

To set up the recursion, we need a specific \mathbf{x} that achieves (or almost achieves) the supremum above. To do so, first fix any $\epsilon > 0$. Then for every R , find a particular $\bar{\mathbf{x}}_R$ such that $\text{dist}(\bar{\mathbf{x}}_R, \mathbf{X}^*) \leq R$ and $\zeta_\eta(\bar{\mathbf{x}}_R) \geq \bar{\zeta}_\eta(R) - R\epsilon$.

Note that using LG we have the following regularity on the distance travelled at every step,

$$\begin{aligned}
\|\mathbf{x} - \mathbf{x}^+\|_2 &= \|\mathbf{x} - \Pi_\Omega(\mathbf{x} - \nabla f(\mathbf{x}))\|_2 \\
&\stackrel{\xi}{\leq} \|\mathbf{x} - (\mathbf{x} - \nabla f(\mathbf{x}))\|_2 \\
&= \|\eta \nabla f(\mathbf{x})\|_2 \\
&= \eta \|\nabla f(\mathbf{x}) - \nabla f(\Pi_{\widehat{\mathbf{X}}}(\mathbf{x}))\|_2 \\
&\stackrel{\text{LG}}{\leq} \eta L \cdot \text{dist}(\mathbf{x}, \widehat{\mathbf{X}}).
\end{aligned}$$

Above, ξ follows since for a convex set Ω , $\|\Pi_\Omega(\mathbf{x}) - \Pi_\Omega(\mathbf{y})\|_2 \leq \|\mathbf{x} - \mathbf{y}\|_2$, and $\mathbf{x} = \Pi_\Omega(\mathbf{x})$. Now for any $r \in \mathbb{R}$ we have the recurrence,

$$\begin{aligned}
\bar{\zeta}_\eta(r) &\leq \zeta_\eta(\bar{\mathbf{x}}_r) + r\epsilon \\
&= \|\bar{\mathbf{x}}_r - (\bar{\mathbf{x}}_r)^+\|_2 + r\epsilon + \zeta_\eta((\bar{\mathbf{x}}_r)^+) \\
&\leq \eta L \cdot \text{dist}(\bar{\mathbf{x}}_r, \widehat{\mathbf{X}}) + r\epsilon + \zeta_\eta(\bar{\mathbf{x}}_r)^+ \\
&\leq (\eta L + \epsilon)r + \bar{\zeta}_\eta(\text{dist}(\bar{\mathbf{x}}_r)^+, \widehat{\mathbf{X}}) \\
&\leq (\eta L + \epsilon)r + \bar{\zeta}_\eta((1-c)r).
\end{aligned}$$

Suppose PGD were to run for $T \in \mathbb{N}$ iterations. Unraveling this recurrence starting at some radius R , we obtain,

$$\begin{aligned}
\bar{\zeta}_\eta(R) &\leq (\eta L + \epsilon)R + (\eta L + \epsilon)(1-c)R + (\eta L + \epsilon)(1-c)^2R + \dots + (\eta L + \epsilon)(1-c)^{T-1}R \\
&\leq \frac{(\eta L + \epsilon)R}{c}.
\end{aligned}$$

Since this holds for every $\epsilon > 0$ and $T \in \mathbb{N}$, indeed

$$\bar{\zeta}_\eta(R) \leq \frac{\eta LR}{c}.$$

Thus,

$$\zeta_\eta(\mathbf{x}_0) \leq \bar{\zeta}_\eta(\text{dist}(\mathbf{x}_0, \widehat{\mathbf{X}})) \leq \frac{\eta L \text{dist}(\mathbf{x}_0, \widehat{\mathbf{X}})}{c}.$$

For the second part of the theorem, we observe that since the convergent point $\widehat{\mathbf{x}}$ is unique, using triangle inequality for any two consecutive iterates $\mathbf{x} \rightarrow \mathbf{x}^+$,

$$\begin{aligned}
\|\mathbf{x} - \mathbf{x}^+\|_2 &\leq \|\mathbf{x} - \widehat{\mathbf{x}}\|_2 + \|\mathbf{x}^+ - \widehat{\mathbf{x}}\|_2 \\
&\leq \|\mathbf{x} - \widehat{\mathbf{x}}\|_2 + (1-c)\|\mathbf{x} - \widehat{\mathbf{x}}\|_2 \\
&= (2-c)\|\mathbf{x} - \widehat{\mathbf{x}}\|_2.
\end{aligned}$$

Thus for any $T \in \mathbb{N}$ iterations,

$$\zeta_\eta = \sum_{k=0}^{T-1} \|\mathbf{x}_k - \mathbf{x}_{k+1}\|_2$$

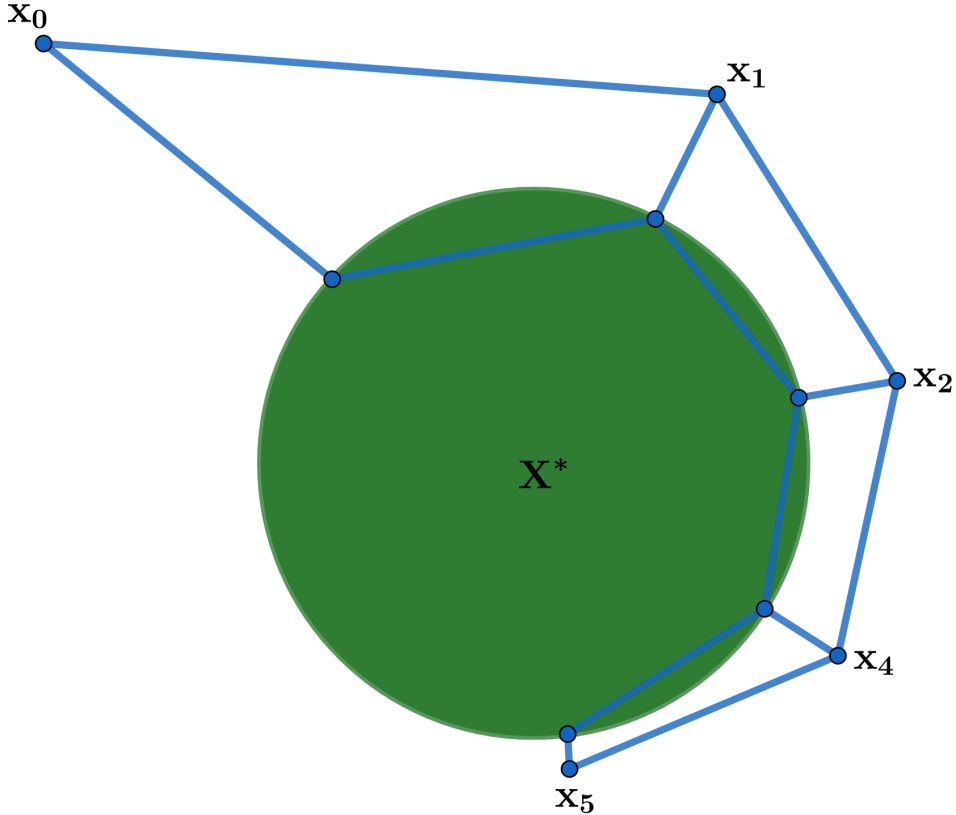


Figure 3: The iterates \mathbf{x}_k converge linearly to the optimal set \mathbf{X}^* but the path length is high. We can only apply triangle inequality if the projection of each \mathbf{x}_k is the same \mathbf{x}^* .

$$\begin{aligned}
&\leq (2-c) \sum_{k=0}^{T-1} \|\mathbf{x}_k - \hat{\mathbf{x}}\|_2 \\
&\leq (2-c) \sum_{k=0}^{T-1} (1-c)^k \|\mathbf{x}_0 - \hat{\mathbf{x}}\|_2 \\
&\leq \left(\frac{2-c}{c}\right) \|\mathbf{x}_0 - \hat{\mathbf{x}}\|_2.
\end{aligned}$$

Since the above is true for any $T \in \mathbb{N}$, indeed

$$\zeta_\eta \left(\frac{2-c}{c}\right) \leq \|\mathbf{x}_0 - \hat{\mathbf{x}}\|_2,$$

as was to be shown. □

The second part of the theorem cannot be generalized to a non-singleton optimal set \mathbf{X}^* without further assumptions. Figure 3 illustrates why having a non-singleton optimal set \mathbf{X}^* precludes short path lengths.

As a corollary, we prove a standard linear convergence result for Polyak's Heavy ball method [24]. Given suitable α, β Polyak's Heavy ball method takes the following update. Be-

low, let \mathbf{x} be the current iterate (initialized at some \mathbf{x}_0), \mathbf{x}^- be the previous iterate (initialized as \mathbf{x}_0), and \mathbf{x}^+ be the update or the next iterate.

$$\text{Polyak's Heavy ball (HB):} \quad \mathbf{x}^+ = \mathbf{x} - \alpha \nabla f(\mathbf{x}) + \beta(\mathbf{x} - \mathbf{x}^-). \quad (18)$$

HB is known to have linear convergence [24] for μ -strongly convex function f with L -Lipschitz gradients, with the following choice of α, β :

$$\alpha = \frac{4}{(\sqrt{L} + \sqrt{\mu})^2}, \quad \beta = \left(\frac{\sqrt{L} - \sqrt{\mu}}{\sqrt{L} + \sqrt{\mu}} \right)^2. \quad (19)$$

The linear convergence parameter c is given by,

$$c = 1 - \frac{\sqrt{\kappa} - 1}{\sqrt{\kappa} + 1} = \frac{2}{\sqrt{\kappa} + 1},$$

so that

$$\frac{2 - c}{c} = \sqrt{\kappa}.$$

Thus, we have the following corollary.

Corollary A.1.1. *For any μ -strongly convex function f with L -Lipschitz gradients, HB with α, β chosen according to (19), has a path length bounded as:*

$$\zeta_\eta \leq \sqrt{\kappa} \|\mathbf{x}_0 - \mathbf{x}^*\|_2.$$

Next, we extend the GD result to GF.

A.1 Linear convergence for GF

First, we need to introduce what linear convergence means in the GF setting.

Definition 8 (Linear convergence to locally optimal set for GF). *There exists a fixed $c \in \mathbb{R}^+$, such that for every $\mathbf{x} \in \mathbb{R}^d$,*

$$\frac{d \operatorname{dist}(\mathbf{x}, \widehat{\mathbf{X}})}{dt} \leq -c \operatorname{dist}(\mathbf{x}, \widehat{\mathbf{X}}).$$

If GF satisfies linear convergence, we have the following theorem.

Theorem A.2. *For any function f that has L -Lipschitz gradients, if GF exhibits linear convergence to a local optimal convex set $\widehat{\mathbf{X}}$, then we have a path length bounded as:*

$$\zeta \leq \left(\frac{L}{c} \right) \operatorname{dist}(\mathbf{x}_0, \widehat{\mathbf{X}}). \quad (20)$$

Proof. We show that $\text{dist}(\mathbf{x}_t, \widehat{\mathbf{X}})$ converges linearly to 0. Consider the Lyapunov function,

$$\varepsilon_t = e^{ct} \text{dist}(\mathbf{x}_t, \widehat{\mathbf{X}}).$$

Then,

$$\begin{aligned} \dot{\varepsilon}_t &= - \left(\frac{d \text{dist}(\mathbf{x}_t, \widehat{\mathbf{X}})}{dt} \right) e^{ct} + c \text{dist}(\mathbf{x}_t, \widehat{\mathbf{X}}) e^{ct} \\ &\leq -c \text{dist}(\mathbf{x}_t, \widehat{\mathbf{X}}) e^{ct} + c \text{dist}(\mathbf{x}_t, \widehat{\mathbf{X}}) e^{ct} \leq 0, \end{aligned}$$

because of linear convergence. Thus, $\varepsilon_t \leq \varepsilon_0$, so that,

$$\text{dist}(\mathbf{x}_t, \widehat{\mathbf{X}}) \leq e^{-ct} \text{dist}(\mathbf{x}_0, \widehat{\mathbf{X}}).$$

Using LG, we can use this bound the path length at every instance t : $\|\dot{\mathbf{x}}_t\|_2 = \|\nabla f(\mathbf{x}_t)\|_2 \leq L \text{dist}(\mathbf{x}_t, \widehat{\mathbf{X}})$, so that

$$\begin{aligned} \int_0^\infty \|\dot{\mathbf{x}}_t\|_2 dt &\leq \int_0^\infty L e^{-ct} \text{dist}(\mathbf{x}_0, \widehat{\mathbf{X}}) dt \\ &= \left(\frac{L}{c} \right) \text{dist}(\mathbf{x}_0, \widehat{\mathbf{X}}). \end{aligned}$$

□

B Proofs of Section 3

Proof of Theorem 3.1. We first write the proof in the GF case. Let α_i be the component of $(\mathbf{x}_0 - \Pi_{\mathbf{X}^*}(\mathbf{x}_0))$ in the direction of the eigenvector of Σ that corresponds to the eigenvalue σ_i . Observe that

$$\begin{aligned} \zeta &= \int_0^\infty \|\dot{\mathbf{x}}_t\|_2 dt \\ &= \int_0^\infty \|\exp(-t\Sigma)\Sigma(\mathbf{x}_0 - \Pi_{\mathbf{X}^*}(\mathbf{x}_0))\|_2 dt \\ &= \int_0^\infty \sqrt{\sum_{i=1}^{d^+} \exp(-2t\sigma_i) \sigma_i^2 \alpha_i^2} dt. \end{aligned}$$

The $\sqrt{d^+}$ bound is straightforward. Since $\sqrt{a+b} \leq \sqrt{a} + \sqrt{b}$ for nonnegative a and b , we have

$$\int_0^\infty \sqrt{\sum_{i=1}^{d^+} \exp(-2t\sigma_i) \sigma_i^2 \alpha_i^2} dt \leq \int_0^\infty \sum_{i=1}^{d^+} \sqrt{\exp(-2t\sigma_i) \sigma_i^2 \alpha_i^2} dt$$

$$\begin{aligned}
&= \int_0^\infty \sum_{i=1}^{d^+} \exp(-t\sigma_i) \sigma_i |\alpha_i| dt \\
&= \sum_{i=1}^{d^+} \int_0^\infty \exp(-t\sigma_i) \sigma_i |\alpha_i| dt \\
&= \sum_{i=1}^{d^+} |\alpha_i| \\
&\leq \sqrt{d^+} \|\alpha\|_2 \\
&= \sqrt{d^+} \text{dist}(\mathbf{x}_0, \mathbf{X}^*).
\end{aligned}$$

We now prove the bound in (10) that depends on the κ_i 's. For every $t \in \mathbb{R}^+$, consider a function $g_t : \mathbb{R}^+ \rightarrow \mathbb{R}$, $g_t(x) = \exp(-2tx)x^2$. For every value of t , a term in the path length integral is a linear combination of evaluations of g_t at the points $\sigma_1, \sigma_2, \dots, \sigma_{d^+}$. We will bound each $g_t(\sigma_i)$ in the linear combination with $\max_j g_t(\sigma_j)$. Notice that for different values of t , $\arg \max_j g_t(\sigma_j)$ is different. The maximum of g_t occurs at $x_m = 1/t$, and g_t is an increasing function in x before x_m and decreasing in x after x_m . To bound the path length we use this observation to identify $\arg \max_j g_t(\sigma_j)$ carefully for each t . Look at Figure 4 for reference in the arguments that follow.

$$\begin{aligned}
\zeta &= \int_0^\infty \sqrt{\sum_{i=1}^{d^+} \exp(-2t\sigma_i) \sigma_i^2 \alpha_i^2} dt = \underbrace{\int_0^{1/\sigma_1} \sqrt{\sum_{i=1}^{d^+} \exp(-2t\sigma_i) \sigma_i^2 \alpha_i^2} dt}_{E_1} \\
&\quad + \sum_{j=1}^{d^+-1} \underbrace{\int_{1/\sigma_j}^{1/\sigma_{j+1}} \sqrt{\sum_{i=1}^{d^+} \exp(-2t\sigma_i) \sigma_i^2 \alpha_i^2} dt}_{:=T_j} + \underbrace{\int_{1/\sigma_{d^+}}^\infty \sqrt{\sum_{i=1}^{d^+} \exp(-2t\sigma_i) \sigma_i^2 \alpha_i^2} dt}_{E_2}.
\end{aligned}$$

For the first integral, when $t \leq 1/\sigma_1$, we have that $\sigma_i \leq \sigma_1 < 1/t$, and at this stage g_t is an increasing function of x , so every term is upper bounded by $\exp(-2t\sigma_1)\sigma_1^2$. This leads to a bound for the first term above:

$$E_1 \leq \int_0^{1/\sigma_1} \exp(-t\sigma_1)\sigma_1 \|\alpha\|_2 dt = (1 - 1/e) \|\mathbf{x}_0 - \Pi_{\mathbf{X}^*}(\mathbf{x}_0)\|_2. \quad (21)$$

Similarly, for the last integral, when $t \geq 1/\sigma_{d^+}$, we have all $\sigma_i \geq \sigma_{d^+} > 1/t$, and here g_t is a decreasing function of x , so every term is upper bounded by $\exp(-2t\sigma_{d^+})\sigma_{d^+}^2$, so the last term is upper bounded as:

$$E_2 \leq \int_{1/\sigma_{d^+}}^\infty \exp(-t\sigma_{d^+})\sigma_{d^+} \|\alpha\|_2 dt = (1/e) \|\mathbf{x}_0 - \Pi_{\mathbf{X}^*}(\mathbf{x}_0)\|_2. \quad (22)$$

Last, for the middle integral, consider a particular term T_j . If $\sigma_j = \sigma_{j+1}$, $T_j = 0 = \kappa_j^{-1/(\kappa_j-1)}(1 - 1/\kappa_j)$. Else, define $t_j := \log(\kappa_j)/(\sigma_j - \sigma_{j+1})$ and observe that that $t_j \in$

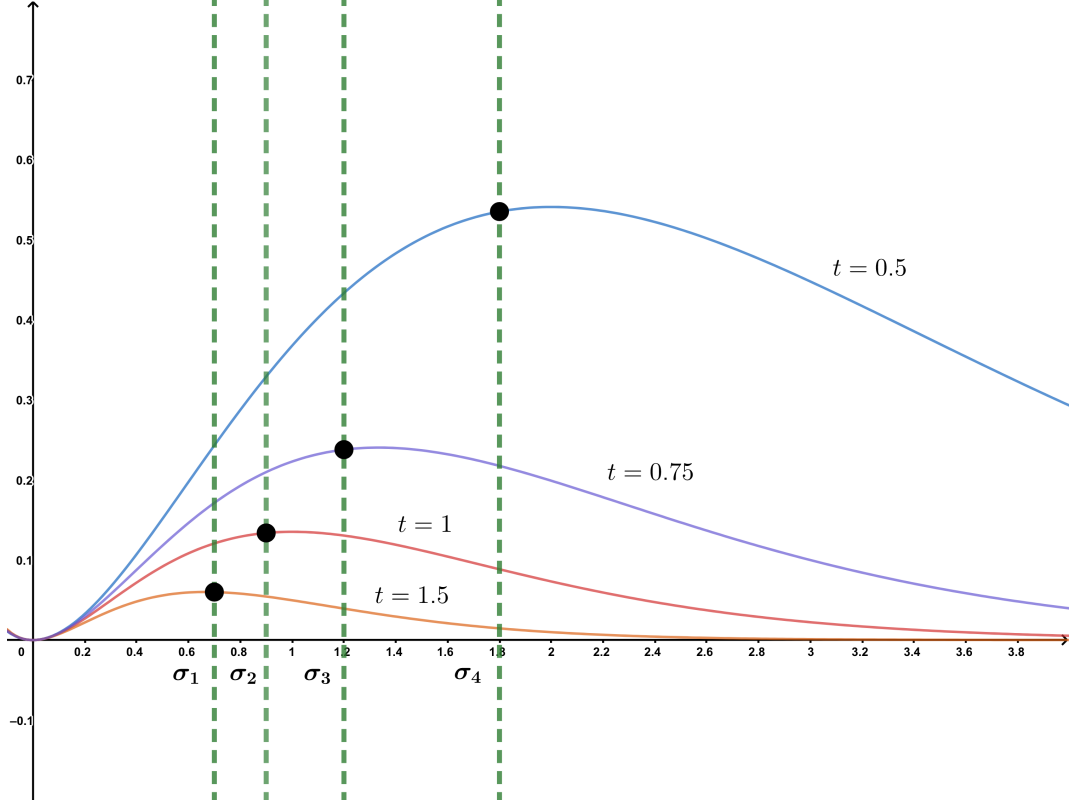


Figure 4: $g_t(x)$ for some values of t . Suggestive values of $\sigma_i = 0.7, 0.9, 1.2, 1.8$ are also shown. Observe that for every t , there is a different σ_i that maximizes g_t (indicated with large black points).

$(1/\sigma_j, 1/\sigma_{j+1})$. We can split T_j into two parts:

$$T_j = \int_{1/\sigma_j}^{t_j} \sqrt{\sum_{i=1}^d \exp(-2t\sigma_i) \sigma_i^2 \alpha_i^2} dt + \int_{t_j}^{1/\sigma_{j+1}} \sqrt{\sum_{i=1}^d \exp(-2t\sigma_i) \sigma_i^2 \alpha_i^2} dt.$$

Whenever $1/\sigma_j < t < 1/\sigma_{j+1}$, $\sigma_{j+1} < 1/t < \sigma_j$. Thus, for every t , the value of $\max\{g_t(\sigma_j), g_t(\sigma_{j+1})\}$ dominates every $g_t(\sigma_i)$. Which one of these two is larger depends on which side of t_j we consider. In the first term, $g_t(\sigma_j)$ dominates, and in the second $g_t(\sigma_{j+1})$ dominates. This yields an upper bound of:

$$\begin{aligned} T_j &\leq \int_{1/\sigma_j}^{t_j} \exp(-t\sigma_j) \sigma_j \|\alpha\|_2 dt + \int_{t_j}^{1/\sigma_{j+1}} \exp(-t\sigma_{j+1}) \sigma_{j+1} \|\alpha\|_2 dt \\ &= (\exp(-t_j\sigma_{j+1}) - \exp(-t_{j+1}\sigma_j)) \|\alpha\|_2 \\ &= \kappa_j^{-1/(\kappa_j-1)} (1 - 1/\kappa_j) \|\mathbf{x}_0 - \Pi_{\mathbf{X}^*}(\mathbf{x}_0)\|_2. \end{aligned} \tag{23}$$

Summing up the bounds in Equations (21), (22), (23), we get

$$\zeta \leq \left(1 + \sum_{j=d-1}^1 \kappa_j^{-1/(\kappa_j-1)} (1 - 1/\kappa_j) \right) \|\mathbf{x}_0 - \Pi_{\mathbf{X}^*}(\mathbf{x}_0)\|_2.$$

Next, we simplify the above expression in terms of κ . Note the following fact for all $x \geq 1$ (this can be seen graphically):

$$x^{-1/(x-1)}(1 - 1/x) \leq \frac{\log x}{e}.$$

Thus

$$\sum_{j=1}^{d^+-1} \kappa_j^{-1/(\kappa_j-1)} (1 - 1/\kappa_j) \leq \sum_{j=1}^{d^+-1} \frac{\log \kappa_j}{e} = \frac{\log \kappa}{e},$$

which gives a $\mathcal{O}(\log \kappa)$ bound. We use a different technique to obtain a $\mathcal{O}(\sqrt{\log \kappa})$ bound.

Let $r = \lceil \log_2(\kappa) \rceil = \lceil \log_2(\sigma_1/\sigma_{d^+}) \rceil$ and consider the r intervals given by $I_k = [2^{k-1}\sigma_{d^+}, 2^k\sigma_{d^+}]$ for $k \in [r]$. If $\sigma_i \in I_k$, observe that $2^k\sigma_{d^+} \geq \sigma_i \geq 2^{k-1}\sigma_{d^+}$ and thus for any t

$$\exp(-2t\sigma_i) \sigma_i^2 \leq \exp(-2t(2^{k-1}\sigma_{d^+})) 2^{2k}\sigma_{d^+}^2.$$

Define $\theta_k := \sqrt{\sum_{i:\sigma_i \in I_k} \alpha_i^2}$. Then

$$\begin{aligned} \int_{1/\sigma_1}^{1/\sigma_{d^+}} \sqrt{\sum_{i=1}^{d^+} \exp(-2t\sigma_i) \sigma_i^2 \alpha_i^2} dt &\leq \int_{1/\sigma_1}^{1/\sigma_{d^+}} \left(\sum_{k=1}^r \sqrt{\sum_{i:\sigma_i \in I_k} \exp(-2t(2^{k-1}\sigma_{d^+})) 2^{2k}\sigma_{d^+}^2 \alpha_i^2} \right) dt \\ &= \int_{1/\sigma_1}^{1/\sigma_{d^+}} \left(\sum_{k=1}^r \theta_k \exp(-t(2^{k-1}\sigma_{d^+})) 2^k\sigma_{d^+} \right) dt \\ &= \sum_{k=1}^r \theta_k \int_{1/\sigma_1}^{1/\sigma_{d^+}} \exp(-t(2^{k-1}\sigma_{d^+})) 2^k\sigma_{d^+} dt \\ &= 2 \sum_{k=1}^r \theta_k (\exp(-(2^{k-1}\sigma_{d^+})/\sigma_1) - \exp(-(2^{k-1}\sigma_{d^+})/\sigma_{d^+})) \\ &\leq 2 \sum_{k=1}^r \theta_k (\exp(-(2^{k-1}/2^r)) \\ &\leq 2 \sum_{k=1}^r \theta_k \\ &\leq 2\sqrt{r} \sqrt{\sum_{k=1}^r \theta_k^2} \\ &\leq 2\sqrt{\log_2(2\kappa)} \|\mathbf{x}_0 - \Pi_{\mathbf{X}^*}(\mathbf{x}_0)\|_2 \end{aligned}$$

$$\begin{aligned}
&\leq 4 \max(1, \sqrt{\log_2 \kappa}) \|\mathbf{x}_0 - \Pi_{\mathbf{X}^*}(\mathbf{x}_0)\|_2 \\
&\leq 5 \max(1, \sqrt{\log \kappa}) \|\mathbf{x}_0 - \Pi_{\mathbf{X}^*}(\mathbf{x}_0)\|_2.
\end{aligned}$$

We can remove the max in the above expression to make it succinct, by writing it as part of the more general Equation (10). Suppose $\sqrt{\log \kappa} < 1$ (that is, 1 dominates the max), then $\log \kappa < 1$ and thus

$$\left(1 + \sum_{j=d-1}^1 \kappa_j^{-1/(\kappa_j-1)} (1 - 1/\kappa_j) \right) \leq 1 + \frac{\log \kappa}{e} \leq 5 = 5 \max(1, \sqrt{\log \kappa}),$$

so that the minimum operator in Equation (10) would not pick out $5 \max(1, \sqrt{\log \kappa})$.

This concludes the proof in the GF case. For GD, since $\mathbf{A}^T y = (\mathbf{A}^T \mathbf{A}) \Pi_{\mathbf{X}^*}(\mathbf{x}_0)$, Equation (9) leads to the following recurrence for $k \geq 1$:

$$\mathbf{x}_k - \Pi_{\mathbf{X}^*}(\mathbf{x}_0) = \mathbf{x}_{k-1} - \Pi_{\mathbf{X}^*}(\mathbf{x}_0) - \eta \left(\frac{\mathbf{A}^T \mathbf{A}}{n} \right) (\mathbf{x}_{k-1} - \Pi_{\mathbf{X}^*}(\mathbf{x}_0)) = (I - \eta \Sigma) (\mathbf{x}_{k-1} - \Pi_{\mathbf{X}^*}(\mathbf{x}_0)).$$

Thus for $k \in \mathbb{N}_0$,

$$(\mathbf{x}_k - \Pi_{\mathbf{X}^*}(\mathbf{x}_0)) = (I - \eta \Sigma)^k (\mathbf{x}_0 - \Pi_{\mathbf{X}^*}(\mathbf{x}_0))$$

Then we can compute the path length as follows:

$$\begin{aligned}
\text{For } k \geq 1, \|\mathbf{x}_k - \mathbf{x}_{k-1}\|_2 &= \|(\mathbf{x}_k - \Pi_{\mathbf{X}^*}(\mathbf{x}_0)) - (\mathbf{x}_{k-1} - \Pi_{\mathbf{X}^*}(\mathbf{x}_0))\|_2 \\
&= \left\| (I - \eta \Sigma)^{k-1} (\eta \Sigma) (\mathbf{x}_0 - \Pi_{\mathbf{X}^*}(\mathbf{x}_0)) \right\|_2 \\
\implies \zeta_\eta &= \sum_{k=0}^{\infty} \left\| (I - \eta \Sigma)^k (\eta \Sigma) (\mathbf{x}_0 - \Pi_{\mathbf{X}^*}(\mathbf{x}_0)) \right\|_2
\end{aligned}$$

Note that η is such that the singular values of $\eta \Sigma$ are $1 \geq \sigma'_1 \geq \sigma'_2 \cdots \geq \sigma'_p > 0$. For every $j \in [d^+ - 1]$, we have $\kappa_j = \sigma'_j / \sigma'_{j+1}$. Also observe that α_i is the component of $(\mathbf{x}_0 - \Pi_{\mathbf{X}^*}(\mathbf{x}_0))$ in the direction of the eigenvector of $\eta \Sigma$ that corresponds to the eigenvalue σ'_i . Thus,

$$\begin{aligned}
\zeta_\eta &= \sum_{k=0}^{\infty} \sqrt{\sum_{i=1}^{d^+} (1 - \sigma'_i)^{2k} \sigma_i'^2 \alpha_i^2} \\
&\leq \sum_{k=0}^{\infty} \sqrt{\sum_{i=1}^{d^+} \exp(-2k\sigma'_i) \sigma_i'^2 \alpha_i^2} \\
&\leq \|\mathbf{x}_0 - \Pi_{\mathbf{X}^*}(\mathbf{x}_0)\|_2 + \sum_{k=1}^{\infty} \sqrt{\sum_{i=1}^{d^+} \exp(-2k\sigma'_i) \sigma_i'^2 \alpha_i^2} \\
&\leq \|\mathbf{x}_0 - \Pi_{\mathbf{X}^*}(\mathbf{x}_0)\|_2 + \int_0^{\infty} \sqrt{\sum_{i=1}^{d^+} \exp(-2t\sigma'_i) \sigma_i'^2 \alpha_i^2} dt
\end{aligned}$$

$$\begin{aligned}
&= \|\mathbf{x}_0 - \Pi_{\mathbf{X}^*}(\mathbf{x}_0)\|_2 + \int_0^\infty \sqrt{\sum_{i=1}^{d^+} \exp(-2t\sigma_i) \sigma_i^2 \alpha_i^2} dt \quad (\text{reparameterizing } t \rightarrow \eta t) \\
&= \|\mathbf{x}_0 - \Pi_{\mathbf{X}^*}(\mathbf{x}_0)\|_2 + \zeta,
\end{aligned}$$

as was to be shown. \square

Proof of Theorem 3.2. In each component i , let $\mathbf{x}_{(i)}^*$ denote the unique minimum. We will consider GF on f with some initial point \mathbf{x}_0 . For every index i consider the following potential function for any time t such that $(\mathbf{x}_t)_{(i)} \neq \mathbf{x}_{(i)}^*$:

$$\phi(t) = \frac{g'_{(i)}((\mathbf{x}_t)_{(i)})}{(\mathbf{x}_t)_{(i)} - \mathbf{x}_{(i)}^*}.$$

First note that by convexity, $\phi(t) \geq 0$. We will show that $\phi(t)$ is decreasing in t .

$$\begin{aligned}
\phi'(t) &= \frac{d\phi(t)}{d\mathbf{x}_{(i)}} \cdot \frac{d\mathbf{x}_{(i)}}{dt} \\
&= \left(\frac{g''_{(i)}((\mathbf{x}_t)_{(i)})}{(\mathbf{x}_t)_{(i)} - \mathbf{x}_{(i)}^*} - \frac{g'_{(i)}((\mathbf{x}_t)_{(i)})}{((\mathbf{x}_t)_{(i)} - \mathbf{x}_{(i)}^*)^2} \right) \left(-g'_{(i)}(\mathbf{x}_{(i)}) \right).
\end{aligned}$$

Suppose $((\mathbf{x}_t)_{(i)} - \mathbf{x}_{(i)}^*) \geq 0$. Then by convexity, $g'_{(i)}(\mathbf{x}_{(i)}) \geq 0$. Now observe that

$$\begin{aligned}
g'_{(i)}((\mathbf{x}_t)_{(i)}) &= \int_{\mathbf{x}_{(i)}^*}^{(\mathbf{x}_t)_{(i)}} g''_{(i)}(x) dx \\
&\leq \int_{\mathbf{x}_{(i)}^*}^{(\mathbf{x}_t)_{(i)}} g''_{(i)}((\mathbf{x}_t)_{(i)}) dx \quad (\text{since } g'' \text{ is assumed to be non-decreasing}) \\
&= g''_{(i)}((\mathbf{x}_t)_{(i)})((\mathbf{x}_t)_{(i)} - \mathbf{x}_{(i)}^*).
\end{aligned}$$

Thus $\phi'(t) \leq 0$. Alternately, suppose $((\mathbf{x}_t)_{(i)} - \mathbf{x}_{(i)}^*) \leq 0$. Then by convexity, $g'_{(i)}(\mathbf{x}_{(i)}) \leq 0$. Now observe that

$$\begin{aligned}
g'_{(i)}((\mathbf{x}_t)_{(i)}) &= \int_{\mathbf{x}_{(i)}^*}^{(\mathbf{x}_t)_{(i)}} g''_{(i)}(x) dx \\
&\geq \int_{\mathbf{x}_{(i)}^*}^{(\mathbf{x}_t)_{(i)}} g''_{(i)}((\mathbf{x}_t)_{(i)}) dx \quad (\text{since } g'' \text{ is assumed to be non-decreasing}) \\
&= g''_{(i)}((\mathbf{x}_t)_{(i)})((\mathbf{x}_t)_{(i)} - \mathbf{x}_{(i)}^*).
\end{aligned}$$

In this case too we observe that $\phi'(t) \leq 0$. Thus, for every t such that $(\mathbf{x}_t)_{(i)} \neq \mathbf{x}_{(i)}^*$, $\phi'(t) \leq 0$. Also, since g_i is μ -strongly convex and has L -Lipschitz gradients $\phi(t) \in [\mu, L]$. Suppose $\phi(t) = c \geq \mu$. Then for every $s \leq t$, $\phi(t) \geq c$. Consider the Lyapunov function $\varepsilon_s = e^{2cs}((\mathbf{x}_s)_{(i)} - \mathbf{x}_{(i)}^*)^2$. For $s \leq t$

$$\dot{\varepsilon}_s = e^{2cs} \left(2c((\mathbf{x}_s)_{(i)} - \mathbf{x}_{(i)}^*)^2 - 2((\mathbf{x}_s)_{(i)} - \mathbf{x}_{(i)}^*)((\mathbf{x}_s)_{(i)}) \right)$$

$$\begin{aligned}
&= e^{2cs} \left(2c(\mathbf{x}_s)_{(i)} - \mathbf{x}_{(i)}^* \right)^2 - 2(\mathbf{x}_s)_{(i)} - \mathbf{x}_{(i)}^* \phi(s) \\
&\leq 0.
\end{aligned}$$

Thus

$$e^{2ct} ((\mathbf{x}_t)_{(i)} - \mathbf{x}_{(i)}^*)^2 \varepsilon_t \leq \varepsilon_0 = ((\mathbf{x}_0)_{(i)} - \mathbf{x}_{(i)}^*)^2.$$

Since $\phi(t) = c$, we can compute the following bound on $|g'_{(i)}((\mathbf{x}_t)_{(i)})|$:

$$\begin{aligned}
|g'_{(i)}((\mathbf{x}_t)_{(i)})| &= c |(\mathbf{x}_t)_{(i)} - \mathbf{x}_{(i)}^*| \\
&\leq ce^{-ct} |(\mathbf{x}_0)_{(i)} - \mathbf{x}_{(i)}^*|.
\end{aligned}$$

Thus if $(\mathbf{x}_s)_{(i)} \neq \mathbf{x}_{(i)}^*$, then $|g'_{(i)}((\mathbf{x}_t)_{(i)})| \leq ce^{-ct} |(\mathbf{x}_0)_{(i)} - \mathbf{x}_{(i)}^*|$ for some $c \in [\mu, L]$. However, if $(\mathbf{x}_s)_{(i)} = \mathbf{x}_{(i)}^*$, then $|g'_{(i)}((\mathbf{x}_t)_{(i)})| = 0 \leq ce^{-ct} |(\mathbf{x}_0)_{(i)} - \mathbf{x}_{(i)}^*|$. Thus for every t , $|g'_{(i)}((\mathbf{x}_t)_{(i)})| \leq ce^{-ct} |(\mathbf{x}_0)_{(i)} - \mathbf{x}_{(i)}^*|$ for some $c \in [\mu, L]$.

Now split the integral as follows:

$$\begin{aligned}
\zeta &= \int_0^\infty \sqrt{\sum_{i=1}^d (g'_{(i)}((\mathbf{x}_t)_{(i)}))^2} dt \\
&= \underbrace{\int_0^{1/L} \sqrt{\sum_{i=1}^d (g'_{(i)}((\mathbf{x}_t)_{(i)}))^2} dt}_{E_1} + \underbrace{\int_{1/L}^{1/\mu} \sqrt{\sum_{i=1}^d (g'_{(i)}((\mathbf{x}_t)_{(i)}))^2} dt}_{E_2} + \underbrace{\int_{1/\mu}^\infty \sqrt{\sum_{i=1}^d (g'_{(i)}((\mathbf{x}_t)_{(i)}))^2} dt}_{E_3}.
\end{aligned}$$

To bound E_1 observe that for $t \in [0, 1/L]$ and $c \in [\mu, L]$, $ce^{-ct} \leq Le^{-Lt}$. Thus

$$\begin{aligned}
E_1 &\leq \int_0^{1/L} Le^{-Lt} \sqrt{\sum_{i=1}^d ((\mathbf{x}_0)_{(i)} - \mathbf{x}_{(i)}^*)^2} dt \\
&= \left(1 - \frac{1}{e}\right) \|\mathbf{x}_0 - \Pi_{\mathbf{X}^*}(\mathbf{x}_0)\|_2.
\end{aligned}$$

Similarly for E_3 observe that for $t \in [1/\mu, \infty)$ and $c \in [\mu, L]$, $ce^{-ct} \leq \mu e^{-\mu t}$. Thus

$$\begin{aligned}
E_3 &\leq \int_{1/\mu}^\infty \mu e^{-\mu t} \sqrt{\sum_{i=1}^d ((\mathbf{x}_0)_{(i)} - \mathbf{x}_{(i)}^*)^2} dt \\
&= \left(\frac{1}{e}\right) \|\mathbf{x}_0 - \Pi_{\mathbf{X}^*}(\mathbf{x}_0)\|_2.
\end{aligned}$$

To bound E_2 , we will further split the integral. Define $\alpha_i = (\mathbf{x}_0)_{(i)} - \mathbf{x}_{(i)}^*$. Observe that for some fixed $t > 0$ and $\max_{c \geq 0} ce^{-ct} = (1/te)$. Thus for $t \in [2^{k-1}/L, 2^k/L]$ and $c \geq 0$, $ce^{-ct} \leq \frac{L}{2^{k-1}e}$. Then

$$\begin{aligned}
E_2 &\leq \sum_{k=1}^r \int_{2^{k-1}/L}^{2^k/L} \sqrt{\sum_{i=1}^d \left(g'_{(i)}((\mathbf{x}_t)_{(i)})\right)^2} dt \\
&\leq \sum_{k=1}^r \int_{2^{k-1}/L}^{2^k/L} \left(\frac{L}{2^{k-1}e}\right) \|\mathbf{x}_0 - \Pi_{\mathbf{X}^*}(\mathbf{x}_0)\|_2 \\
&= \sum_{k=1}^r \left(\frac{2^k}{L} - \frac{2^{k-1}}{L}\right) \left(\frac{L}{2^{k-1}e}\right) \|\mathbf{x}_0 - \Pi_{\mathbf{X}^*}(\mathbf{x}_0)\|_2 \\
&= r \|\mathbf{x}_0 - \Pi_{\mathbf{X}^*}(\mathbf{x}_0)\|_2 / e \\
&\leq (\log_2(2\kappa)/e) \|\mathbf{x}_0 - \Pi_{\mathbf{X}^*}(\mathbf{x}_0)\|_2 \\
&\leq (1 + \log \kappa) \|\mathbf{x}_0 - \Pi_{\mathbf{X}^*}(\mathbf{x}_0)\|_2.
\end{aligned}$$

Thus

$$\zeta \leq (2 + \log \kappa) \|\mathbf{x}_0 - \Pi_{\mathbf{X}^*}(\mathbf{x}_0)\|_2.$$

□

C Proofs of Section 4

Proof of Theorem 4.1. We first prove the statement for GF. Consider some t such that $\mathbf{x}_t \notin \mathbf{X}^*$, so that $f(\mathbf{x}_t) \neq f(\mathbf{x}^*)$. Note that once $\mathbf{x}_t \in \mathbf{X}^*$, $\nabla f(\mathbf{x}_\tau) = 0$ for all $\tau \geq t$, and hence the path length is 0 henceforth. Consider the following Lyapunov function:

$$\varepsilon_t = \sqrt{f(\mathbf{x}_t) - f^*}.$$

Taking its derivative with respect to time,

$$\begin{aligned}
\dot{\varepsilon}_t &= \frac{\frac{df(\mathbf{x}_t)}{dt}}{2\sqrt{f(\mathbf{x}_t) - f^*}} \\
&= -\frac{\|\nabla f(\mathbf{x}_t)\|_2^2}{2\sqrt{f(\mathbf{x}_t) - f^*}} \\
&\stackrel{\text{PL}}{\leq} -\sqrt{\frac{\mu}{2}} \|\nabla f(\mathbf{x}_t)\|_2 \\
\implies \dot{\varepsilon}_t &\geq \sqrt{\frac{\mu}{2}} \|\nabla f(\mathbf{x}_t)\|_2.
\end{aligned}$$

Although the above proof assumes $\mathbf{x}_t \notin \mathbf{X}^*$, the conclusion is true even for $\mathbf{x}_t \in \mathbf{X}^*$, since both sides are simply equal to 0. Using the fundamental theorem of calculus,

$$\int_0^\infty \|\nabla f(\mathbf{x}_t)\|_2 dt \leq \sqrt{\frac{2}{\mu}} \left[-\sqrt{f(\mathbf{x}_t) - f^*}\right]_0^\infty = \sqrt{\frac{2(f(\mathbf{x}_0) - f^*)}{\mu}}.$$

We can then use LG to bound the right side in terms of the distance of the point \mathbf{x}_0 from the optimal set:

$$f(\mathbf{x}_0) - f^* \leq \frac{L}{2} \|\mathbf{x}_0 - \Pi_{\mathbf{X}^*}(\mathbf{x}_0)\|_2^2 = \frac{L}{2} \text{dist}(\mathbf{x}_0, \mathbf{X}^*)^2.$$

Substituting this back in, we obtain our result:

$$\zeta = \int_0^\infty \|\nabla f(\mathbf{x}_t)\|_2 dt \leq \sqrt{\frac{L}{\mu}} \text{dist}(\mathbf{x}_0, \mathbf{X}^*),$$

as was to be shown.

Our GD proof technique was directly inspired by the proofs of Oymak and Soltanolkotabi [22]: Equation (5.3) of Theorem 5.2 in the paper. However, their final path length bound in terms of $\text{dist}(\mathbf{x}_0, \mathbf{X}^*)$ is loose (Equation (5.5), [22]). Like the GF case, consider some k such that $\mathbf{x}_k \notin \mathbf{X}^*$. Then by LG,

$$\begin{aligned} \sqrt{f(\mathbf{x}_{k+1}) - f^*} &= \sqrt{f(\mathbf{x}_k - \eta \nabla f(\mathbf{x}_k)) - f^*} \\ &\leq \sqrt{f(\mathbf{x}_k) - \langle \nabla f(\mathbf{x}_k), \eta \nabla f(\mathbf{x}_k) \rangle + \frac{L}{2} \|\eta \nabla f(\mathbf{x}_k)\|_2^2 - f^*} \\ &= \sqrt{f(\mathbf{x}_k) - f^* - (\eta - \eta^2 L/2) \|\nabla f(\mathbf{x}_k)\|_2^2} \\ &\leq \sqrt{f(\mathbf{x}_k) - f^*} - \frac{(\eta - \eta^2 L/2) \|\nabla f(\mathbf{x}_k)\|_2^2}{2\sqrt{f(\mathbf{x}_k) - f^*}}. \end{aligned}$$

Since $\eta \leq 1/L$ and by PL, $\|\nabla f(\mathbf{x}_k)\|_2 \geq \sqrt{2\mu f(\mathbf{x}_k) - f^*}$,

$$\sqrt{f(\mathbf{x}_{k+1}) - f^*} \leq \sqrt{f(\mathbf{x}_k) - f^*} - \sqrt{\frac{\mu}{8}} (\eta \|\nabla f(\mathbf{x}_k)\|_2).$$

Again, the above is trivially also true if $\mathbf{x}_k \in \mathbf{X}^*$ (since both sides are 0). Note that $\mathbf{x}_{k+1} - \mathbf{x}_k = -\eta \nabla f(\mathbf{x}_k)$, thus for all $k \geq 0$,

$$\|\mathbf{x}_k - \mathbf{x}_{k+1}\|_2 \leq \sqrt{f(\mathbf{x}_k) - f^*} - \sqrt{f(\mathbf{x}_{k+1}) - f^*}.$$

Telescoping this from $k = 0, \dots, \infty$,

$$\zeta_\eta = \sum_{k=0}^{\infty} \|\mathbf{x}_k - \mathbf{x}_{k+1}\|_2 \leq \sqrt{8/\mu} \left(\sqrt{f(\mathbf{x}_0) - f^*} - \sqrt{f(\mathbf{x}_\infty) - f^*} \right) \leq \sqrt{8/\mu} \left(\sqrt{f(\mathbf{x}_0) - f^*} \right).$$

As an immediate consequence of LG, we have $\sqrt{f(\mathbf{x}_0) - f^*} \leq \sqrt{\frac{L}{2}} \text{dist}(\mathbf{x}_0, \mathbf{X}^*)$, and plugging this into the above bound yields

$$\zeta_\eta \leq 2\sqrt{\frac{L}{\mu}} \text{dist}(\mathbf{x}_0, \mathbf{X}^*),$$

as claimed. \square

D Proofs of Section 6

Proof of Theorem 6.1. For any dimension $d \geq 6$, we will construct a quasiconvex function $f : \mathbb{R}^d \rightarrow \mathbb{R}$ that will be separable over its parameter $\mathbf{x} = (\mathbf{x}_{(1)}, \mathbf{x}_{(2)}, \dots, \mathbf{x}_{(d)}) \in \mathbb{R}^d$, as per Equation (12):

$$f(\mathbf{x}) = \sum_{i=1}^d g(\mathbf{x}_{(i)}).$$

f will be constructed so that its condition number ν will be bounded as $\nu \leq 3d^2$. For this f we will exhibit an \mathbf{x}_0 such that GF or GD have a path length lower bounded as ζ (or ζ_η) $\geq \frac{c\sqrt{d}}{\log d} \text{dist}(\mathbf{x}_0, \mathbf{X}^*)$ for $c = 1/6$ in the GF case and $c = 1/16$ in the GD case.

First, we show that such a construction will prove the statement of the theorem. If $\kappa > 3d^2$ then the condition number of the function we constructed is bounded by $\nu \leq \kappa$ and hence the function is in \mathcal{F}_κ . Then

$$\zeta \text{ (or } \zeta_\eta) \geq \frac{c\sqrt{d}}{\log d} \text{dist}(\mathbf{x}_0, \mathbf{X}^*) \geq \min \left\{ \frac{c\sqrt{d}}{\log d}, \frac{c\kappa^{1/4}}{\log \kappa} \right\} \text{dist}(\mathbf{x}_0, \mathbf{X}^*),$$

completing the proof for $\kappa > 3d^2$.

On the other hand suppose $\kappa \leq 3d^2$. Since $\kappa \geq 216$, $\sqrt{\kappa} - \sqrt{\kappa/2} > \sqrt{3}$, and so there exists a $\kappa/2 \leq \nu \leq \kappa$ such that $\sqrt{\nu/3}$ is an integer, say d' . Note that $d \geq d' \geq 6$ because $d' = \sqrt{\nu/3} \geq \sqrt{\kappa/6} \geq 6$ (this is the only part of the proof that uses $\kappa \geq 216$). Since f is separable, we can simply ignore $d-d'$ components of \mathbb{R}^d and instead write $f(\mathbf{x}) = \sum_{i=1}^{d'} g(\mathbf{x}_{(i)})$. Via the same construction, the path length and condition number of f will depend on d' as follows:

the condition number is at most $\nu \leq \kappa$, so that $f \in \mathcal{F}_\kappa$,

and the path length is at least

$$\zeta \text{ (or } \zeta_\eta) \geq \frac{c\sqrt{d'}}{\log d'} \text{dist}(\mathbf{x}_0, \mathbf{X}^*).$$

Since $216 \leq \kappa \leq 2\nu \leq 6d'^2$, $e \leq 6 \leq \sqrt{\kappa/6} = d'$. Again, since the function $\sqrt{x}/(\log x)$ is increasing in x for $x \geq e^2$, we conclude

$$\begin{aligned} \frac{(\kappa/6)^{1/4}}{\log(\sqrt{\kappa/6})} &\leq \frac{\sqrt{d'}}{\log d'} \\ \implies \frac{2(\kappa/6)^{1/4}}{\log \kappa} &\leq \frac{\sqrt{d'}}{\log d'} \\ \implies \frac{\kappa^{1/4}}{\log \kappa} &\leq \frac{\sqrt{d'}}{\log d'}. \end{aligned}$$

This leads to the path length bound

$$\zeta \text{ (or } \zeta_\eta) \geq \frac{c\sqrt{d'}}{\log d'} \text{dist}(\mathbf{x}_0, \mathbf{X}^*) \geq \min \left\{ \frac{c\sqrt{d}}{\log d}, \frac{c\kappa^{1/4}}{\log \kappa} \right\} \text{dist}(\mathbf{x}_0, \mathbf{X}^*),$$

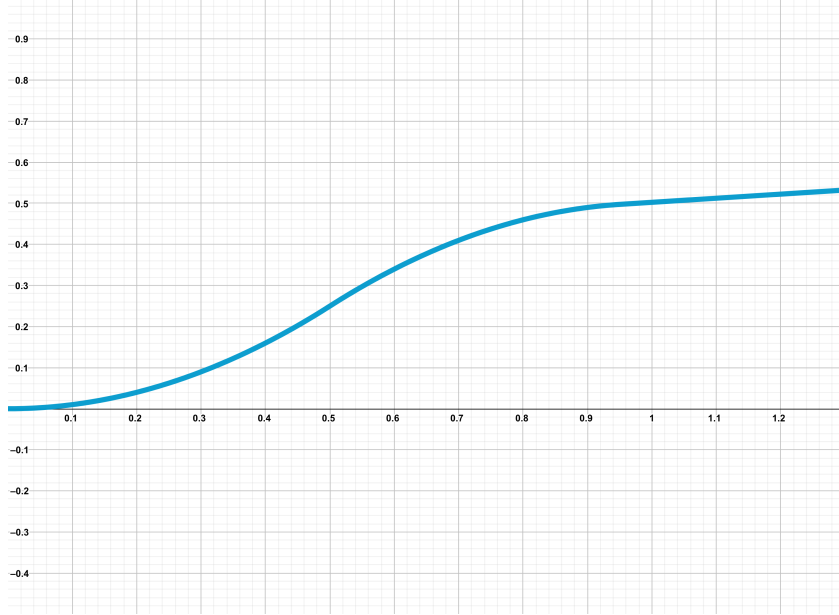


Figure 5: $g(x)$ as defined in Equation (24).

completing the proof for $\kappa \leq 3d^2$.

Construction of g and identification of \mathbf{x}_0 :

Now for any dimension $d \geq 6$ we will exhibit the g such that for $f(\mathbf{x}) = \sum_{i=1}^d g(\mathbf{x}_{(i)})$, (a) the condition number ν of f is bounded as $\nu \leq 3d^2$ and (b) the path length for some initial point \mathbf{x}_0 (different for GF and GD) is lower bounded by

$$\zeta \geq \frac{\sqrt{d}}{6 \log d} \text{dist}(\mathbf{x}_0, \mathbf{X}^*) \text{ that is } c = 1/6,$$

for GF and

$$\zeta_\eta \geq \frac{\sqrt{d}}{16 \log d} \text{dist}(\mathbf{x}_0, \mathbf{X}^*) \text{ that is } c = 1/16,$$

for GD with some $\eta \in [1/2L, 1/L]$. As argued before this will prove the theorem statement.

Define $\delta = 1/d$ and note that since $d \geq 6$, $\delta \leq 0.2$. Define the component function $g : \mathbb{R} \rightarrow \mathbb{R}$ as follows:

$$g(x) = \begin{cases} 0 & \text{if } x \leq 0 \\ x^2 & \text{if } x \in [0, 0.5] \\ 0.5 - (1-x)^2 & \text{if } x \in [0.5, 1-\delta] \\ (0.5 - \delta^2) + 2\delta(x - (1-\delta)) & \text{if } x \in [1-\delta, \gamma] \\ \alpha + \beta x^2 & \text{if } x \geq \gamma, \end{cases} \quad (24)$$

where

$$\gamma = 1 - \delta + 6 \log(1/2\delta),$$

$$\beta = \frac{\delta}{\gamma},$$

$$\alpha = (0.5 - \delta^2) + 2\delta(\gamma - (1 - \delta)) - \beta\gamma^2.$$

(The exact value of α, β, γ is not very relevant. γ is set so that GF or GD with the initial point (to be defined shortly) does not ever access this region. Yet, to ensure that the function is PL everywhere, we have quadratic growth away from γ . α, β are set such that the function remains differentiable at γ .)

g is plotted in Figure 5. g is monotonic and hence quasiconvex. Thus, so is f . Also g is everywhere continuously differentiable with the following gradient:

$$\nabla g(x) = \begin{cases} 0 & \text{if } x \leq 0 \\ 2x & \text{if } x \in [0, 0.5] \\ 2(1-x) & \text{if } x \in [0.5, 1-\delta] \\ 2\delta & \text{if } x \in [1-\delta, \gamma] \\ 2\beta x & \text{if } x \geq \gamma. \end{cases}$$

Thus f is also continuously differentiable. We consider gradient flow and gradient descent on f . We can write the update equations for each component separately:

$$\text{GF : } \quad (\dot{\mathbf{x}})_{(i)} = -\nabla g(\mathbf{x}_{(i)}), \quad (25)$$

$$\text{GD : } \quad (\mathbf{x}^+)_{(i)} = -\eta \nabla g(\mathbf{x}_{(i)}). \quad (26)$$

We will need slightly different initialization points for ease of computation. For GF we will set the following initialization point \mathbf{x}_0 :

$$(\mathbf{x}_0)_{(i)} = \begin{cases} 0.5 & \text{if } i = 1 \\ (1 - \delta) + \delta(i - 2) \log(1/2\delta) & \text{if } i > 1. \end{cases}$$

For GD, for ease of computation set $\eta \in [1/4, 1/2]$ ($\equiv [1/2L, 1/L]$) such that

$$k_1 := \log_{1+2\eta}(1/2\delta) = \frac{\log(1/2\delta)}{\log(1+2\eta)}$$

is a natural number. This is possible for $d \geq 6$ since

$$\log(1/2\delta) \geq 1.7 \text{ and } \left(\frac{1}{\log(2)}, \frac{1}{\log(1.5)} \right) \supset (1.5, 2.4) \text{ so that } \log(1/2\delta)(2.4 - 1.5) \geq 1.$$

Observe that $k_1 \leq 3 \log(1/2\delta)$. Given this η and k_1 , define the following initialization point \mathbf{x}_0 for GD:

$$(\mathbf{x}_0)_{(i)} = \begin{cases} 0.5 & \text{if } i = 1 \\ (1 - \delta) + 2k_1\delta(i - 2) & \text{if } i > 1. \end{cases}$$

The GD and GF bounds follow the same technique but the precise computation is slightly different. Thus we write the GD and GF bounds separately.

GF analysis:

We make the following observations about the function f .

(1.1) The distance between the initial and the optimal set is bounded as,

$$\begin{aligned}
\text{dist}(\mathbf{x}_0, \mathbf{X}^*) = \|\mathbf{x}_0 - \mathbf{0}\|_2 &\leq \sqrt{\sum_{i=1}^d (1 + (i\delta \log(1/2\delta)))^2} \\
&\leq \sqrt{\sum_{i=1}^d (1 + (i \log(d)/d))^2} \\
&\leq \sqrt{2 \sum_{i=1}^d (1 + (i \log(d)/d)^2)} \\
&= \sqrt{2d + 2 \sum_{i=1}^d (i \log(d)/d)^2} \\
&= \sqrt{2d + 2 \left(\frac{d(d+1)(2d+1) \log^2 d}{6d^2} \right)} \\
&\leq \sqrt{2d + (d \log^2 d)} && \text{(since } d \geq 6\text{)} \\
&\leq \sqrt{d \log^2 d + d \log^2 d} && \text{(since } d \geq 6\text{)} \\
&= \sqrt{2d} \log d.
\end{aligned}$$

(1.2) $f^* = 0$.

(1.3) The gradients of f are L -Lipschitz with $L = 2$. To see this, first notice that the gradients of g are 2-Lipschitz since they are 2-Lipschitz in each of the pieces in the definition (24), and the derivatives are continuous. Then

$$\begin{aligned}
\langle \nabla f(\mathbf{x}) - \nabla f(\mathbf{y}), \mathbf{x} - \mathbf{y} \rangle &= \sum_{i=1}^d (g(\mathbf{x}_{(i)}) - g(\mathbf{y}_{(i)}))(\mathbf{x}_{(i)} - \mathbf{y}_{(i)}) \\
&\leq \sum_{i=1}^d 2(\mathbf{x}_{(i)} - \mathbf{y}_{(i)})^2 && \text{(since the gradients of } g \text{ are 2-Lipschitz)} \\
&= 2 \|\mathbf{x} - \mathbf{y}\|_2^2.
\end{aligned}$$

(1.4) f is μ -PL for $\mu = 2/3d^2$. To see this, first observe that

$$\frac{\|\nabla f(\mathbf{x})\|_2^2}{2(f(\mathbf{x}) - f^*)} = \frac{\|\nabla f(\mathbf{x})\|_2^2}{2f(\mathbf{x})} \geq \min_i \left(\min_{\mathbf{x}_{(i)} \in (0, \max_i(\mathbf{x}_0)_{(i)})} \frac{(\nabla g(\mathbf{x}_{(i)}))^2}{2g(\mathbf{x}_{(i)})} \right) = \min_{x \in (0, \max_i(\mathbf{x}_0)_{(i)})} \frac{(\nabla g(x))^2}{2g(x)}.$$

We bound the final quantity for each piece in the definition (24) where $g(x) \neq 0$:

- $x \in (0, 0.5]$. $g(x) = x^2$, $(\nabla g(x))^2 = 4x^2$. Thus $(\nabla g(x))^2/2g(x) = 2 \geq \mu$.
- $x \in [0.5, 1-\delta]$. $g(x) \leq 1$, $(\nabla g(x))^2 \geq (2\delta)^2 = 4\delta^2$. Thus $(\nabla g(x))^2/2g(x) \geq 2\delta^2 \geq \mu$.

- $x \in [1 - \delta, \gamma]$. Here, $(\nabla g(x))^2 = 4\delta^2$, and

$$\begin{aligned} \max_{x \in [1-\delta, \gamma]} g(x) &= (0.5 - \delta^2) + 12\delta^2(d-2) \log(d/2) \\ &\leq 0.5 + 12 \log(d/2)/d \\ &\leq 3 \end{aligned} \quad (\text{for all } x, 12 \log(x/2)/x \leq 2.5).$$

Thus, $(\nabla g(x))^2/2g(x) \geq 2\delta^2/3 = \mu$

- $x \in [\gamma, \infty)$. $(\nabla g(x))^2 = 4\beta^2 x^2$, and $g(x) = (\alpha + \beta x)^2$. The ratio is minimized at $x = \gamma$, where $g(x) = (0.5 - \delta^2) + 12\delta \log(1/2\delta)$:

$$\begin{aligned} \frac{4\beta^2 \gamma^2}{g(\gamma)} &= \frac{2\delta^2}{0.5 + 12 \log(d/2)/d} \\ &\geq \frac{2\delta^2}{3} \\ &= \mu. \end{aligned} \quad (\text{for all } x, 12 \log(x/2)/x \leq 2.5)$$

$$(1.5) \quad \nu = L/\mu \leq 3d^2.$$

Consider the time interval $[0, t_1]$ where t_1 is given by,

$$t_1 = \frac{\log(1/2\delta)}{2}.$$

We make the following computations to determine the value of \mathbf{x}_{t_1} :

(2.1) $(\mathbf{x}_{t_1})_{(1)}$: The flow for $(\mathbf{x}_t)_{(1)}$ in the interval $[0, 0.5]$ is given as $(\mathbf{x}_t)_{(1)} = 0.5e^{-2t}$. Thus

$$(\mathbf{x}_{t_1})_{(1)} = 0.5e^{-\log(1/2\delta)} = \delta.$$

(2.2) $(\mathbf{x}_{t_1})_{(2)}$: The flow for $(\mathbf{x}_t)_{(2)}$ in the interval $[0.5, 1 - \delta]$ is given as $(\mathbf{x}_t)_{(2)} = 1 - \delta e^{2t}$. As computed below, $(\mathbf{x}_t)_{(2)}$ decreases from $(1 - \delta)$ to 0.5 for $t \in [0, t_1]$, and achieves the value 0.5 at t_1 :

$$(\mathbf{x}_{t_1})_{(2)} = 1 - \frac{\delta}{2\delta} = 0.5.$$

(2.3) $(\mathbf{x}_{t_1})_{(i)}$, for $i \geq 3$: The flow for $(\mathbf{x}_t)_{(i)}$ in the interval $[1 - \delta, \infty)$ is given as $(\mathbf{x}_t)_{(i)} = (1 - \delta) + \delta(i - 2) \log(1 + 2\delta^2) - 2\delta t$. Thus,

$$\begin{aligned} (\mathbf{x}_{t_1})_{(i)} &= (1 - \delta) + \delta(i - 2) \log(1/2\delta) - 2\delta t_1 \\ &= (1 - \delta) + \delta(i - 3) \log(1/2\delta). \end{aligned}$$

Given this, first we lower bound the path length for the interval $[0, t_1]$, the path length is at least:

$$\|\mathbf{x}_0 - \mathbf{x}_{t_1}\|_2 \geq (\mathbf{x}_0)_{(2)} - (\mathbf{x}_{t_1})_{(2)} = 0.5 - \delta \geq 0.3.$$

Next we perform the same computations for the interval $[t_1, 2t_1]$. In observations (2.1), (2.2), (2.3) we obtained

$$(\mathbf{x}_{t_1})_{(i)} = \begin{cases} \delta & \text{if } i = 1 \\ 0.5 & \text{if } i = 2 \\ (1 - \delta) + \delta(i - 3) \log(1/2\delta) & \text{if } i > 2. \end{cases}$$

Compare this to \mathbf{x}_0 . Observe that $(\mathbf{x}_{t_1})_{(1)} \leq \delta$, and that for $i > 1$, $(\mathbf{x}_{t_1})_{(i)} = (\mathbf{x}_0)_{(i-1)}$. Thus, for the time interval $[t_1, 2t_1]$, $((\mathbf{x}_t)_{(2)}, (\mathbf{x}_t)_{(3)}, \dots, (\mathbf{x}_t)_{(d)})$ follow the exact same dynamics as did $((\mathbf{x}_t)_{(1)}, (\mathbf{x}_t)_{(2)}, \dots, (\mathbf{x}_t)_{(d-1)})$ for the time interval $[0, t_1]$. Continuing in this fashion, more generally for every $s \in \{0, 1, \dots, d-2\}$, the same computations for the interval $[st_1, (s+1)t_1]$ lead to a path length which is at least:

$$\|\mathbf{x}_{st_1} - \mathbf{x}_{(s+1)t_1}\|_2 \geq (\mathbf{x}_{st_1})_{(s+2)} - (\mathbf{x}_{(s+1)t_1})_{(s+2)} = 0.5 - \delta \geq 0.3.$$

Adding up all path length lower bounds for $s \in \{0, 1, \dots, d-2\}$ we obtain a lower bound on the overall path length:

$$\begin{aligned} \zeta &\geq 0.3(d-1) \\ &\geq \left(\frac{\sqrt{d}}{6 \log d}\right) (\sqrt{2d} \log d) && \text{(since } d \geq 6) \\ &\geq \left(\frac{\sqrt{d}}{6 \log d}\right) \text{dist}(\mathbf{x}_0, \mathbf{X}^*). \end{aligned}$$

GD analysis: Consider the iterates $k \in \{1, 2, \dots, k_1\}$. As noted previously, k_1 is given by

$$k_1 = \log_{1+2\eta}(1/2\delta).$$

First, we make the following observations analogous to the ones made in the GF case (observations 1.1–1.5). The details can be found in the GF analysis.

(3.1) The distance between the initial and the optimal set is bounded as,

$$\begin{aligned} \text{dist}(\mathbf{x}_0, \mathbf{X}^*) = \|\mathbf{x}_0 - \mathbf{0}\|_2 &\leq \sqrt{\sum_{i=1}^d (1 + (2i\delta k_1))^2} \\ &= \sqrt{2d + 36 \sum_{i=1}^d (i \log(d)/d)^2} && \text{(since } k_1 \leq 3 \log(1/2\delta)) \\ &= \sqrt{2d + 36 \left(\frac{d(d+1)(2d+1) \log^2 d}{6d^2}\right)} \\ &\leq \sqrt{2d + (13d \log^2 d)} && \text{(since } d \geq 6) \\ &\leq 4\sqrt{d} \log d. \end{aligned}$$

(3.2) $f^* = 0$.

(3.3) The gradients of f are L -Lipschitz with $L = 2$. This is the same observation as (1.3).

(3.4) f is μ -PL for $\mu = 2/3d^2$. This is the same observation as (1.4).

(3.5) $\nu = L/\mu \leq 3d^2$.

We make the following computations to determine the value of \mathbf{x}_{k_1} :

(4.1) $(\mathbf{x}_{k_1})_{(1)}$:

$$(\mathbf{x}_{k_1})_{(1)} \leq (\mathbf{x}_1)_{(1)} = 0.5 - \eta \leq 0.25.$$

(4.2) $(\mathbf{x}_{k_1})_{(2)}$: The iterates for $(\mathbf{x}_k)_{(2)}$ for $k \in \{1, 2, \dots, k_1\}$ are $(\mathbf{x}_k)_{(2)} = 1 - (1 + 2\eta)^k \delta$. As computed below, $(\mathbf{x}_k)_{(2)}$ decreases from $(1 - \delta)$ to 0.5 for $k \in \{1, 2, \dots, k_1\}$ and achieves the value 0.5 at k_1 :

$$(\mathbf{x}_{k_1})_{(2)} = 1 - \frac{\delta}{2\delta} = 0.5.$$

(4.3) $(\mathbf{x}_{k_1})_{(i)}$, for $i \geq 3$: The updates for $(\mathbf{x}_k)_{(i)}$ in the interval $[1 - \delta, \infty)$ are given as $(\mathbf{x}_k)_{(i)} = (1 - \delta) + 2\delta(i - 2)k_1 - 2\delta k$. Thus,

$$\begin{aligned} (\mathbf{x}_{k_1})_{(i)} &= (1 - \delta) + 2\delta(i - 2)k_1 - 2\delta k_1 \\ &= (1 - \delta) + 2\delta(i - 3)k_1. \end{aligned}$$

Given this, first we lower bound the path length for the iterates $\{1, 2, \dots, k_1\}$. The path length is at least:

$$\|\mathbf{x}_0 - \mathbf{x}_{k_1}\|_2 \geq (\mathbf{x}_0)_{(2)} - (\mathbf{x}_{k_1})_{(2)} = 0.5 - \delta \geq 0.3.$$

Next we perform the same computations for the interval $[t_1, 2t_1]$. Through observations (4.1), (4.2), (4.3) we obtained

$$(\mathbf{x}_{k_1})_{(i)} = \begin{cases} 0.5 - \eta & \text{if } i = 1 \\ 0.5 & \text{if } i = 2 \\ (1 - \delta) + 2\delta(i - 3)k_1 & \text{if } i > 2. \end{cases}$$

Compare this to \mathbf{x}_0 . Observe that for $i > 1$, $(\mathbf{x}_{k_1})_{(i)} = (\mathbf{x}_0)_{(i-1)}$. Thus, for the iterates $\{k_1 + 1, \dots, 2k_1\}$, $((\mathbf{x}_k)_{(2)}, (\mathbf{x}_k)_{(3)}, \dots, (\mathbf{x}_k)_{(d)})$ follow the exact same dynamics as did $((\mathbf{x}_k)_{(1)}, (\mathbf{x}_k)_{(2)}, \dots, (\mathbf{x}_k)_{(d-1)})$ for the time interval $\{1, 2, \dots, k_1\}$. Continuing in this fashion, more generally for every $s \in \{0, 1, \dots, d - 2\}$, the same computations for the interval $\{sk_1 + 1, sk_1 + 2, \dots, (s + 1)k_1\}$ lead to a path length bound at least as large as:

$$\|\mathbf{x}_{sk_1} - \mathbf{x}_{(s+1)k_1}\|_2 \geq (\mathbf{x}_{sk_1})_{(s+2)} - (\mathbf{x}_{(s+1)k_1})_{(s+2)} = 0.5 - \delta \geq 0.3.$$

Adding up all path length lower bounds for $s \in \{0, 1, \dots, d - 2\}$ we obtain a lower bound on the overall path length:

$$\begin{aligned} \zeta_\eta &\geq 0.3(d - 1) \\ &\geq \left(\frac{\sqrt{d}}{16 \log d} \right) (4\sqrt{d} \log d) \\ &\geq \left(\frac{\sqrt{d}}{16 \log d} \right) \text{dist}(\mathbf{x}_0, \mathbf{X}^*). \end{aligned}$$

The proof is complete. \square

E Proofs of Section 7

Proof of Theorem 7.1. For any dimension d , we will construct a separable quadratic function in d dimensions:

$$f(\mathbf{x}) = \frac{1}{2} \sum_{i=1}^d a_i \mathbf{x}_{(i)}^2.$$

where $a_i = \omega^{d-i}$ for $\omega = 11$. Thus the condition number $\nu = \omega^{d-1}$ and $\log \nu = (d-1)(\log \omega)$ so that $\sqrt{\log \nu} \leq \sqrt{d(\log \omega)}$. Also $\mathbf{X}^* = \{\mathbf{0}\}$. In what follows we will identify an \mathbf{x}_0 such that the path length for GF satisfies $\zeta \geq 0.7\sqrt{d} \text{ dist}(\mathbf{x}_0, \mathbf{X}^*)$ and the path length for GD for $\eta = 1/2a_1 = 1/2L$ satisfies $\zeta_\eta \geq 0.5\sqrt{d} \text{ dist}(\mathbf{x}_0, \mathbf{X}^*)$. Before we illustrate this construction, we prove that such a construction would lead to the results in Equations (13) and (14).

For the given value of κ and d , we consider two cases. Suppose $\log \kappa \geq (d-1)(\log \omega)$. Then, the above function with condition number ν satisfies $\nu \geq \kappa$ so that $f \in \mathcal{Q}_\kappa$. The construction ensures that

$$\zeta \text{ (or } \zeta_\eta) \geq c\sqrt{d} \text{ dist}(\mathbf{x}_0, \mathbf{X}^*),$$

for appropriate values of c which implies Equations (13) and (14).

On the other hand, suppose $\log \kappa \leq (d-1)(\log \omega)$. Then we identify the largest $2 \leq d' \leq d$ such that $\log \kappa \geq (d'-1)(\log \omega)$ (since $\kappa \geq 5$, this is possible). Note that this means $\log \kappa \leq d'(\log \omega)$. Next we instantiate the construction for dimension d' instead of d , that is

$$f(\mathbf{x}) = \frac{1}{2} \sum_{i=1}^{d'} a_i \mathbf{x}_{(i)}^2,$$

with $a_i = \omega^{d'-i}$. For this f , the condition number $\omega^{d'-1}$ is smaller than κ so that $f \in \mathcal{Q}_\kappa$. The path length is at least

$$\begin{aligned} \zeta \text{ (or } \zeta_\eta) &\geq c\sqrt{d'} \text{ dist}(\mathbf{x}_0, \mathbf{X}^*) \\ &\geq c\sqrt{\log \kappa / \log \omega} \text{ dist}(\mathbf{x}_0, \mathbf{X}^*) \\ &= (c/\sqrt{\log \omega})\sqrt{\log \kappa} \text{ dist}(\mathbf{x}_0, \mathbf{X}^*). \end{aligned}$$

In the GF case, $c = 0.7$ so that $c/\sqrt{\log 11} \geq 0.45$. In the GD case, $c = 0.5$ so that $c/\sqrt{\log 11} \geq 0.3$. This leads to the bounds in Equations (13) and (14).

Now we analyze the path length of the original f in d dimensions and show the bound $\zeta \text{ (or } \zeta_\eta) \geq c\sqrt{d} \text{ dist}(\mathbf{x}_0, \mathbf{X}^*)$ as promised.

GF analysis: Define $\mathbf{x}_0 = \mathbf{1}_d$ so that $\text{dist}(\mathbf{x}_0, \mathbf{X}^*) = \sqrt{d}$. Set $\delta = 0.07$. Observe that the GF dynamics lead to $(\mathbf{x}_t)_{(i)} = e^{-a_i t}$. Consider the time steps $\{t_i\}_{i=0}^d$ where $t_0 = 0$ and $t_i = \log(1/\delta)/a_i$. Observe the following:

1. For every $i \in [d]$, $(\mathbf{x}_{t_i})_{(i)} = \delta$.
2. For every $i \in [d-1]$,

$$\begin{aligned} (\mathbf{x}_{t_i})_{(i+1)} &= e^{-a_{i+1} t_i} \\ &= e^{-\log(1/\delta)/\omega} \\ &= \delta^{1/\omega}. \end{aligned}$$

Thus splitting the path length integral in these time steps,

$$\begin{aligned}
\zeta &= \int_0^\infty \|\dot{\mathbf{x}}_t\|_2 dt \\
&\geq \sum_{i=1}^d \int_{t_{i-1}}^{t_i} \|\dot{\mathbf{x}}_t\|_2 dt \\
&\geq \sum_{i=1}^d \|\mathbf{x}_{t_i} - \mathbf{x}_{t_{i-1}}\|_2 \\
&\geq \sum_{i=1}^d (\mathbf{x}_{t_{i-1}} - \mathbf{x}_{t_i})_{(i)} \\
&\geq \sum_{i=1}^d (\delta^{1/\omega} - \delta) \\
&= d(\delta^{1/\omega} - \delta) \\
&= \sqrt{d} (\delta^{1/\omega} - \delta) \text{dist}(\mathbf{x}_0, \mathbf{X}^*) \\
&\geq 0.7\sqrt{d} \text{dist}(\mathbf{x}_0, \mathbf{X}^*) \quad (\text{plugging in values of } \delta \text{ and } \omega).
\end{aligned}$$

GD analysis: Define $\mathbf{x}_0 = \mathbf{1}_d$ so that $\text{dist}(\mathbf{x}_0, \mathbf{X}^*) = \sqrt{d}$. Set $\delta = e^{-3}$. Let $\eta = 1/2a_1 = 1/2L$. Observe that the GD iterates are $(\mathbf{x}_k)_{(i)} = (1 - \eta a_i)^k$. Consider the iterates $\{k_i\}_{i=0}^d$ where $k_0 = 0$ and $k_i = a_1 \log(1/\delta)/a_i$ which are integers. Observe the following:

1. For every $i \in [d]$,

$$\begin{aligned}
(\mathbf{x}_{t_i})_{(i)} &= (1 - \eta a_i)^{k_i} \\
&\leq e^{-k_i \eta a_i} \\
&\leq \sqrt{\delta}.
\end{aligned}$$

2. For every $i \in [d-1]$,

$$\begin{aligned}
(\mathbf{x}_{t_i})_{(i+1)} &= (1 - \eta a_{i+1})^{k_i} \\
&\geq e^{-2a_{i+1} k_i} && (1 - x \geq e^{-2x} \text{ for } x \leq 0.5) \\
&= e^{-\log(1/\delta)/\omega} \\
&= \delta^{1/\omega}.
\end{aligned}$$

Thus splitting the path length sum in these iterates,

$$\begin{aligned}
\zeta_\eta &= \sum_{k=0}^\infty \|\mathbf{x}_k - \mathbf{x}_{k+1}\|_2 \\
&\geq \sum_{i=0}^{d-1} \sum_{k=k_i}^{k_{i+1}-1} \|\mathbf{x}_k - \mathbf{x}_{k+1}\|_2
\end{aligned}$$

$$\begin{aligned}
&\geq \sum_{i=0}^{d-1} \|\mathbf{x}_{k_i} - \mathbf{x}_{k_{i+1}}\|_2 \\
&\geq \sum_{i=0}^{d-1} (\mathbf{x}_{k_i} - \mathbf{x}_{k_{i+1}})_{(i+1)} \\
&\geq \sum_{i=0}^{d-1} (\delta^{1/\omega} - \sqrt{\delta}) \\
&= d(\delta^{1/\omega} - \sqrt{\delta}) \\
&= \sqrt{d} (\delta^{1/\omega} - \sqrt{\delta}) \text{ dist}(\mathbf{x}_0, \mathbf{X}^*) \\
&\geq 0.5\sqrt{d} \text{ dist}(\mathbf{x}_0, \mathbf{X}^*) \quad (\text{plugging in values of } \delta \text{ and } \omega).
\end{aligned}$$

The proof is complete. \square

F Proofs of Section 5

Proof of Lemma 5.1. First, we show that f is non-increasing with respect to the iterates \mathbf{x}_t . For any $s \geq 0$ observe that by LG,

$$\begin{aligned}
f(\mathbf{x}_{s+1}) &= f(\mathbf{x}_s - \eta \nabla f(\mathbf{x}_s)) \\
&\leq f(\mathbf{x}_s) + \langle \nabla f(\mathbf{x}_s), -\eta \nabla f(\mathbf{x}_s) \rangle + \frac{L}{2} \|\eta \nabla f(\mathbf{x}_s)\|_2^2 \\
&= f(\mathbf{x}_s) - \eta(1 - \eta L/2) \|\nabla f(\mathbf{x}_s)\|_2^2 \\
&\leq f(\mathbf{x}_s) - \frac{\eta \|\nabla f(\mathbf{x}_s)\|_2^2}{2},
\end{aligned}$$

for $\eta \leq 1/L$. Next, fix any iterate t . We will show that $\|\mathbf{x}_s - \mathbf{x}_t\|_2^2$ is non-increasing in s for $s \leq t$. This would show self-contractedness for $s_3 = t$, for any t , to conclude the proof. To show self-contractedness, we will argue that for any $s < t$, $\|\mathbf{x}_{s+1} - \mathbf{x}_t\|_2^2 \leq \|\mathbf{x}_s - \mathbf{x}_t\|_2^2$.

$$\begin{aligned}
\|\mathbf{x}_{s+1} - \mathbf{x}_t\|_2^2 &= \|\mathbf{x}_s - \eta \nabla f(\mathbf{x}_s) - \mathbf{x}_t\|_2^2 \\
&= \|\mathbf{x}_s - \mathbf{x}_t\|_2^2 + 2 \langle \eta \nabla f(\mathbf{x}_s), \mathbf{x}_t - \mathbf{x}_s \rangle + \eta^2 \|\nabla f(\mathbf{x}_s)\|_2^2. \\
&\stackrel{\xi_1}{\leq} \|\mathbf{x}_s - \mathbf{x}_t\|_2^2 + 2\eta(f(\mathbf{x}_t) - f(\mathbf{x}_s)) + \eta^2 \|\nabla f(\mathbf{x}_s)\|_2^2 \\
&\stackrel{\xi_2}{\leq} \|\mathbf{x}_s - \mathbf{x}_t\|_2^2 + 2\eta(f(\mathbf{x}_{s+1}) - f(\mathbf{x}_s)) + \eta^2 \|\nabla f(\mathbf{x}_s)\|_2^2 \\
&\stackrel{\text{LG}}{\leq} \|\mathbf{x}_s - \mathbf{x}_t\|_2^2 + 2\eta \left(\langle \nabla f(\mathbf{x}_s), -\eta \nabla f(\mathbf{x}_s) \rangle + \frac{\eta^2 L}{2} \|\nabla f(\mathbf{x}_s)\|_2^2 \right) + \eta^2 \|\nabla f(\mathbf{x}_s)\|_2^2 \\
&= \|\mathbf{x}_s - \mathbf{x}_t\|_2^2 + \eta^2(\eta L - 1) \|\nabla f(\mathbf{x}_s)\|_2^2 \\
&\leq \|\mathbf{x}_s - \mathbf{x}_t\|_2^2,
\end{aligned}$$

for $\eta \leq 1/L$. Above, ξ_1 holds because of convexity and ξ_2 holds as we have shown that $f(\mathbf{x}_t)$ is non-increasing in t , and $s + 1 \leq t$. Thus, $\|\mathbf{x}_s - \mathbf{x}_t\|_2^2$ is non-increasing in the iterates s , as was to be shown. \square

Proof of Theorem 5.2. We follow the technique of Daniilidis et al. (Theorem 3.1, [10]). However, they treat dimension dependent objects as constants, whereas we track them carefully to obtain the final bound. We write the proof in the GD case (which is our main contribution), and refer to the reader to Daniilidis et al. [10] for the GF proof. The same constants go through in both cases.

We will assume $d \geq 2$ since the case $d = 1$ the self-contracted path is the shortest path. Some definitions are in order:

- The projection of any set K to a line u will be denoted as $\Pi_{\mathbf{u}}(K)$.
- Length of a one dimensional object (for example the projection of a set K to a line u) will be denoted as $\ell(\cdot)$ (for example $\ell(\Pi_{\mathbf{u}}(K))$).
- Mean width of a convex set K :

$$W(K) := (\sigma_d)^{-1} \int_{\mathbf{u} \in \mathbb{S}^{d-1}} \ell(\Pi_{\mathbf{u}}(K)) d\mathbf{u},$$

where σ_d is the volume of \mathbb{S}^{d-1} , with respect to the Lebesgue measure.

- For $k \in \mathbb{N}_0$, $\Gamma(k)$ is the path including and after iteration k , $\Gamma(k) := \{\mathbf{x}_k, \mathbf{x}_{k+1}, \dots\}$.
- The convex closure of the set $\Gamma(k)$ will be denoted as $\Omega(k)$.

Note that since the GD path is self-contracted and converges to \mathbf{x}_∞ , we have for all $t \in \mathbb{N}_0$,

$$\|\mathbf{x}_t - \mathbf{x}_\infty\|_2 \leq \|\mathbf{x}_0 - \mathbf{x}_\infty\|_2.$$

Thus, all iterates $\mathbf{x}_0, \mathbf{x}_1, \dots$ stay within a ball of radius $\|\mathbf{x}_0 - \mathbf{x}_\infty\|_2$ centered at \mathbf{x}_∞ . The mean width of this path can be at most the diameter of the ball, that is, $W(\Omega(0)) \leq 2\|\mathbf{x}_0 - \mathbf{x}_\infty\|_2$. We will be showing that

$$\zeta_\eta \leq 28^{2d^2} \cdot W(\Omega(0)),$$

which will lead to the bound in the theorem since $W(\Omega(0)) \leq 2\|\mathbf{x}_0 - \mathbf{x}_\infty\|_2$ and $d \geq 2$. This will be done by setting up a recurrence. Define $\epsilon = (1/28)^{2d^2}$. We will set up the following recurrence for $k \geq 0$,

$$W(\Omega(k+1)) + \epsilon \|\mathbf{x}_{k+1} - \mathbf{x}_k\|_2 \leq W(\Omega(k)). \quad (27)$$

By telescoping to T iterations, this would lead to

$$\sum_{k=0}^T \|\mathbf{x}_{k+1} - \mathbf{x}_k\|_2 \leq \frac{1}{\epsilon} (W(\Omega(0)) - W(\Omega(T+1))) \leq \frac{W(\Omega(0))}{\epsilon} = 28^{2d^2} \cdot W(\Omega(0)).$$

Since the right hand side is the same for every T , indeed,

$$\zeta_\eta = \sum_{k=0}^{\infty} \|\mathbf{x}_{k+1} - \mathbf{x}_k\|_2 \leq \frac{W(\Omega(0))}{\epsilon},$$

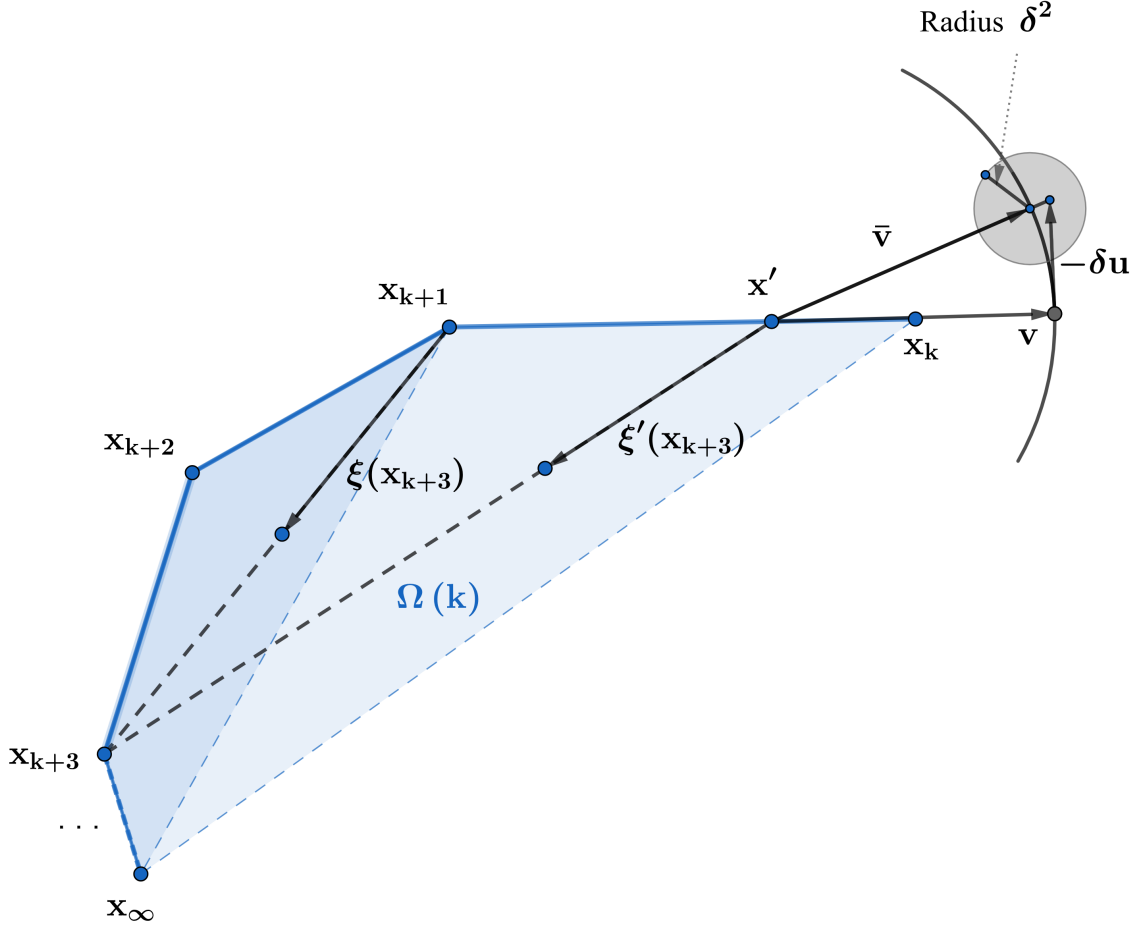


Figure 6: Illustration of some entities appearing in the proof of Theorem 5.2.

which would complete the proof. It remains to prove Equation (27). Define the following entities (see Figure 6):

$$\begin{aligned}
 \mathbf{x}' &:= \frac{\mathbf{x}_{k+1}}{3} + \frac{2\mathbf{x}_k}{3}, \\
 \mathbf{v} &:= \frac{\mathbf{x}_k - \mathbf{x}_{k+1}}{\|\mathbf{x}_k - \mathbf{x}_{k+1}\|_2}, \\
 \xi'(\mathbf{x}_t) &:= \frac{\mathbf{x}_t - \mathbf{x}'}{\|\mathbf{x}_t - \mathbf{x}'\|_2}, \text{ for } t \geq k+1, \\
 \xi(\mathbf{x}_t) &:= \frac{\mathbf{x}_t - \mathbf{x}_{k+1}}{\|\mathbf{x}_t - \mathbf{x}_{k+1}\|_2}, \text{ for } t \geq k+1.
 \end{aligned}$$

Also denote \mathbf{v}^\perp as the orthogonal hyperplane to \mathbf{v} . Define $\delta = (1/27)^d$. We will prove that for some unit vector $\mathbf{u} \in \mathbf{v}^\perp$, the unit vector

$$\bar{\mathbf{v}} = \frac{\mathbf{v} - \delta\mathbf{u}}{\|\mathbf{v} - \delta\mathbf{u}\|_2}, \tag{28}$$

has at most a fixed negative inner product with any unit vector $\xi'(\mathbf{x}_t)$, namely:

$$\langle \bar{\mathbf{v}}, \xi'(\mathbf{x}_t) \rangle \leq -\delta^2. \quad (29)$$

As we see later, this will allow us to bound the mean width integral for $\Omega(k+1)$, in terms of the mean width integral for $\Omega(k)$ in order to prove Equation (27). Note that since δ is a small constant, $\bar{\mathbf{v}}$ is very close to \mathbf{v} . To motivate the truth of (29), note the following fact about \mathbf{v} itself. For all $\mathbf{y} \in \Gamma(k+2)$,

$$\langle \mathbf{v}, \mathbf{y} - \mathbf{x}' \rangle \leq -\frac{\|\mathbf{x}_k - \mathbf{x}_{k+1}\|_2}{6} < 0. \quad \left(\equiv \langle \mathbf{v}, \xi'(\mathbf{y}) \rangle \leq -\frac{\|\mathbf{x}_k - \mathbf{x}_{k+1}\|_2}{6 \|\mathbf{y} - \mathbf{x}'\|_2} < 0. \right) \quad (30)$$

This is true by the self-contractedness property. To see this, think of \mathbf{x}' as the origin, and \mathbf{x}_k as the ‘positive’ direction. Since $\|\mathbf{y} - \mathbf{x}_{k+1}\|_2 \leq \|\mathbf{y} - \mathbf{x}_k\|_2$, the projection of \mathbf{y} onto the segment $[\mathbf{x}_k, \mathbf{x}_{k+1}]$ lies toward the negative side and farther than the mid-point. However, \mathbf{x}' lies towards \mathbf{x}_k , and hence the positive side. Thus, the projection of $\mathbf{y} - \mathbf{x}'$ points in the opposite direction as \mathbf{v} and has a magnitude at least the distance between \mathbf{x}' and the mid-point: $\|\mathbf{x}_k - \mathbf{x}_{k+1}\|_2/6$. Thus,

$$\langle \mathbf{v}, \mathbf{y} - \mathbf{x}' \rangle \leq -\|\mathbf{x}_k - \mathbf{x}_{k+1}\|_2/6.$$

The algebra above suggests that if the projection of \mathbf{y} onto the segment $[\mathbf{x}_k, \mathbf{x}_{k+1}]$ is only slightly negative, then $\|\mathbf{y} - \mathbf{x}'\|_2$ is large and most of the component is in the \mathbf{v}^\perp direction. In this case, we need to only find a small vector (namely $\delta\mathbf{u}$) in the perpendicular direction that has negative inner product with $\mathbf{y} - \mathbf{x}'$. This motivates the definition of $\bar{\mathbf{v}}$ in (28). Note however that this vector $\delta\mathbf{u}$ needs to be uniformly have a negative inner product for every $\xi'(\mathbf{y})$. To show that this is possible, we will be using the self-contractedness property to argue that all the $\xi'(\mathbf{y})$ lie nearly in a hemisphere. In what follows, we formalize these ideas.

First let us divide the unit vectors $\xi'(\mathbf{x}_t)$ into two sets: points that have a small component in the direction opposite to \mathbf{v} and points that lie mostly in \mathbf{v}^\perp . Define,

$$\Gamma' := \{\mathbf{y} \in \Gamma(k+1) : \langle \mathbf{v}, \xi'(\mathbf{y}) \rangle \leq -2\delta\}.$$

Note that for $\mathbf{y} \in \Gamma'$,

$$\begin{aligned} \langle \bar{\mathbf{v}}, \xi'(\mathbf{y}) \rangle &= \left\langle \frac{\mathbf{v} - \delta\mathbf{u}}{\|\mathbf{v} - \delta\mathbf{u}\|_2}, \xi'(\mathbf{y}) \right\rangle \\ &\leq \frac{-2\delta}{\sqrt{1 + \delta^2}} + \delta \quad (\text{by Cauchy-Schwarz since } \|\mathbf{u}\|_2 = \|\mathbf{v}\|_2 = 1) \\ &\leq -\delta^2, \end{aligned}$$

since $0 \leq \delta \leq 1/27$. Thus Equation (29) is satisfied for $\mathbf{y} \in \Gamma'$. For $\mathbf{y} \in \Gamma \setminus \Gamma'$, we note three properties that will be used later. First, from (30), and the definition of Γ' ,

$$\begin{aligned} -2\delta < \langle \mathbf{v}, \xi'(\mathbf{y}) \rangle &\leq -\frac{\|\mathbf{x}_k - \mathbf{x}_{k+1}\|_2}{6 \|\mathbf{y} - \mathbf{x}'\|_2} \\ \implies \|\mathbf{y} - \mathbf{x}'\|_2 &> \frac{\|\mathbf{x}_k - \mathbf{x}_{k+1}\|_2}{12\delta}, \end{aligned} \quad (31)$$

which says that $\|\mathbf{y} - \mathbf{x}'\|_2$ is large as motivated earlier. Thus,

$$\|\mathbf{y} - \mathbf{x}\|_2 \geq \|\mathbf{y} - \mathbf{x}'\|_2 - \|\mathbf{x}' - \mathbf{x}\|_2 \geq \left(\frac{1}{12\delta} - \frac{2}{3}\right) \|\mathbf{x} - \mathbf{x}'\|_2 = \frac{1 - 8\delta \|\mathbf{x} - \mathbf{x}'\|_2}{12\delta} \quad (32)$$

Also, $-2\delta < \langle \mathbf{v}, \xi'(\mathbf{y}) \rangle < 0$, so that,

$$|\langle \mathbf{v}, \xi'(\mathbf{y}) \rangle| < 2\delta. \quad (33)$$

Let the component of $\xi'(\mathbf{y})$ in \mathbf{v}^\perp be $\xi'_\perp(\mathbf{y})$. Thus,

$$\|\xi'_\perp(\mathbf{y})\|_2^2 = 1 - (\langle \mathbf{v}, \xi'(\mathbf{y}) \rangle)^2 \geq 1 - 4\delta^2. \quad (34)$$

Using these facts, the goal now will be to show that for all $\mathbf{y} \in \Gamma \setminus \Gamma'$, $\xi'(\mathbf{y})$'s are almost in a hemisphere so that there we can find a common vector \mathbf{u} as desired which has a high negative inner product for (29). The idea is that because of (34), $\xi'_\perp(\mathbf{y})$ is almost perpendicular to \mathbf{v} and so $\xi'(\mathbf{y})$ looks almost like $\xi(\mathbf{y})$. Observe that for $\xi(\mathbf{y})$ the hemisphere property is easy to see: for all $\mathbf{y}, \mathbf{z} \in \Gamma(k+1) \setminus \Gamma'$ such that \mathbf{z} comes after \mathbf{y} in the path, using self-contractedness, we know that $\|\mathbf{y} - \mathbf{z}\|_2 \leq \|\mathbf{x}_{k+1} - \mathbf{z}\|_2$, and thus in the triangle formed by $\mathbf{x}_{k+1}, \mathbf{y}, \mathbf{z}$, the segment between \mathbf{y} and \mathbf{z} is not the longest side. This means that the angle at \mathbf{x}_{k+1} is acute so that $\langle \xi(\mathbf{y}), \xi(\mathbf{z}) \rangle \geq 0$. Hence all vectors $\{\xi(\mathbf{y}) : \mathbf{y} \in \Gamma(k+1) \setminus \Gamma'\}$ belong in the same hemisphere. To show a similar result for $\xi'(\mathbf{y})$, we first bound $\|\xi(\mathbf{y}) - \xi'(\mathbf{y})\|_2$:

$$\begin{aligned} \|\xi(\mathbf{y}) - \xi'(\mathbf{y})\|_2 &= \left\| \frac{\mathbf{y} - \mathbf{x}_{k+1}}{\|\mathbf{y} - \mathbf{x}_{k+1}\|_2} - \frac{\mathbf{y} - \mathbf{x}'}{\|\mathbf{y} - \mathbf{x}'\|_2} \right\|_2 \\ &\leq \left\| \frac{\mathbf{y} - \mathbf{x}_{k+1}}{\|\mathbf{y} - \mathbf{x}_{k+1}\|_2} - \frac{\mathbf{y} - \mathbf{x}'}{\|\mathbf{y} - \mathbf{x}_{k+1}\|_2} \right\|_2 + \left\| \frac{\mathbf{y} - \mathbf{x}'}{\|\mathbf{y} - \mathbf{x}_{k+1}\|_2} - \frac{\mathbf{y} - \mathbf{x}'}{\|\mathbf{y} - \mathbf{x}'\|_2} \right\|_2 \\ &= \frac{\|\mathbf{x}_{k+1} - \mathbf{x}'\|_2}{\|\mathbf{y} - \mathbf{x}_{k+1}\|_2} + \frac{\|\mathbf{y} - \mathbf{x}'\|_2 - \|\mathbf{y} - \mathbf{x}_{k+1}\|_2}{\|\mathbf{y} - \mathbf{x}_{k+1}\|_2} \\ &\leq \frac{\|\mathbf{x}_{k+1} - \mathbf{x}'\|_2}{\|\mathbf{y} - \mathbf{x}_{k+1}\|_2} + \frac{\|\mathbf{x}' - \mathbf{x}_{k+1}\|_2}{\|\mathbf{y} - \mathbf{x}_{k+1}\|_2} \\ &= \frac{2\|\mathbf{x}_{k+1} - \mathbf{x}'\|_2}{\|\mathbf{y} - \mathbf{x}_{k+1}\|_2} = \frac{4\|\mathbf{x}_{k+1} - \mathbf{x}'\|_2}{3\|\mathbf{y} - \mathbf{x}\|_2} \\ &\stackrel{(32)}{\leq} \frac{16\delta}{1 - 8\delta} \\ &\leq 32\delta, \end{aligned}$$

since $\delta \leq 1/27$. Now we consider any $\mathbf{y}, \mathbf{z} \in \Gamma(k+1) \setminus \Gamma'$. Define $\delta_{\mathbf{y}} := \xi(\mathbf{y}) - \xi'(\mathbf{y})$ and $\delta_{\mathbf{z}} := \xi(\mathbf{z}) - \xi'(\mathbf{z})$, then,

$$\begin{aligned} 0 &\leq \langle \xi(\mathbf{y}), \xi(\mathbf{z}) \rangle = \langle \xi'(\mathbf{y}) + \delta_{\mathbf{y}}, \xi(\mathbf{z}) \rangle \\ &\leq \langle \xi'(\mathbf{y}), \xi(\mathbf{z}) \rangle + \|\delta_{\mathbf{y}}\|_2 \quad (\text{Cauchy-Schwarz}) \\ &\leq \langle \xi'(\mathbf{y}), \xi'(\mathbf{z}) + \delta_{\mathbf{z}} \rangle + 32\delta \\ &\leq \langle \xi'(\mathbf{y}), \xi'(\mathbf{z}) \rangle + 64\delta. \\ \implies &-64\delta \leq \langle \xi'(\mathbf{y}), \xi'(\mathbf{z}) \rangle. \end{aligned}$$

Further, from (33),

$$\begin{aligned}\langle \xi'_\perp(\mathbf{y}), \xi'_\perp(\mathbf{z}) \rangle &= \langle \xi'(\mathbf{y}), \xi'(\mathbf{z}) \rangle - (\langle \mathbf{v}, \xi'(\mathbf{y}) \rangle)(\langle \mathbf{v}, \xi'(\mathbf{z}) \rangle) \\ &\geq -64\delta - 4\delta^2 \\ &\geq -65\delta,\end{aligned}$$

since $\delta \leq 1/27$. Further, from (34), $\|\xi'_\perp(\mathbf{y})\|_2 \cdot \|\xi'_\perp(\mathbf{y})\|_2 \geq 1 - 4\delta^2$, so that the set of vectors $S = \{\widehat{\xi'_\perp(\mathbf{y})} : \mathbf{y} \in \Gamma(k+1) \setminus \Gamma'\}$ ($\widehat{\mathbf{a}}$ denotes the unit vector in the direction of \mathbf{a}) satisfies: for all $\mathbf{y}, \mathbf{z} \in S$,

$$\langle \mathbf{y}, \mathbf{z} \rangle \geq \frac{-65\delta}{1-4\delta^2} \geq -66\delta = -66 \left(\frac{1}{27}\right)^d \geq -\left(\frac{1}{3}\right)^d, \quad (35)$$

for $d \geq 2$. As motivated earlier, this is a set of vectors that is almost in a hemisphere. At this point, we invoke the following lemma proved by Daniilidis et al. [10].

Lemma F.1 (Lemma 3.2, [10]). *Let $\Sigma \subset \mathbb{S}^{d-1}$ be a set satisfying*

$$\langle \mathbf{x}, \mathbf{y} \rangle \geq -\left(\frac{1}{3}\right)^{d+1} \quad \text{for all } \mathbf{x}, \mathbf{y} \in \Sigma.$$

Then there exists a $\mathbf{u} \in \mathbb{S}^{d-1}$ such that

$$\langle \mathbf{u}, \mathbf{y} \rangle \geq \left(\frac{1}{3}\right)^{2d+1} \quad \text{for all } \mathbf{y} \in \Sigma.$$

The proof of the above lemma uses a packing argument. We use the lemma for the set S identified above (Equation (35)). Note that all vectors in S lie in $\mathbb{S}^{d-1} \cap \mathbf{v}^\perp$, which can be identified as a shell in $d-1$ dimensions, homomorphic to \mathbb{S}^{d-2} . Thus there exists a vector $\mathbf{u} \in \mathbb{S}^{d-1} \cap \mathbf{v}$ such that for all $\mathbf{y} \in \Gamma(k+1) \setminus \Gamma'$,

$$\langle \mathbf{u}, \widehat{\xi'_\perp(\mathbf{y})} \rangle \geq \left(\frac{1}{3}\right)^{2(d-1)+1} = \left(\frac{1}{3}\right)^{2d-1}. \quad (36)$$

We pick this \mathbf{u} to define $\bar{\mathbf{v}}$ in Equation (28). Thus, for $\mathbf{y} \in \Gamma(k+1) \setminus \Gamma'$,

$$\begin{aligned}\langle \mathbf{v} - \delta\mathbf{u}, \xi'(\mathbf{y}) \rangle &\stackrel{(30)}{\leq} -\delta \langle \mathbf{u}, \xi'(\mathbf{y}) \rangle \\ &= -\delta \langle \mathbf{u}, \xi'_\perp(\mathbf{y}) \rangle \\ &= -\delta \|\xi'_\perp(\mathbf{y})\|_2 \langle \mathbf{u}, \widehat{\xi'_\perp(\mathbf{y})} \rangle \\ &\stackrel{(34)}{\leq} -\delta \sqrt{1-4\delta^2} \langle \mathbf{u}, \widehat{\xi'_\perp(\mathbf{y})} \rangle \\ &\stackrel{(36)}{\leq} -\delta \sqrt{1-4\delta^2} \left(\frac{1}{3}\right)^{2d-1} \\ &\leq -\delta \left(\frac{1}{3}\right)^{2d},\end{aligned}$$

since $\delta \leq 1/27$. Finally, $\|\mathbf{v} - \delta\mathbf{u}\|_2 = \sqrt{1 + \delta^2} \leq 3$ so that

$$\langle \bar{\mathbf{v}}, \xi'(\mathbf{y}) \rangle = \frac{\langle \mathbf{v} - \delta\mathbf{u}, \xi'(\mathbf{y}) \rangle}{\|\mathbf{v} - \delta\mathbf{u}\|_2} \leq \frac{-\delta \left(\frac{1}{3}\right)^{2d}}{3} \leq -\delta \left(\frac{1}{3}\right)^{3d} = -\delta^2,$$

which gives us (29) as needed.

Finally, we use this identified $\bar{\mathbf{v}}$ to prove the recurrence (27). Consider the part of the shell \mathbb{S}^{d-1} δ^2 -close to $\bar{\mathbf{v}}$:

$$\mathbb{S}' := \{\mathbf{v}' \in \mathbb{S}^{d-1} : \|\mathbf{v}' - \bar{\mathbf{v}}\|_2 \leq \delta^2\},$$

then

$$\begin{aligned} \sigma_d W(\Omega(k+1)) &= \int_{\mathbf{u} \in \mathbb{S}^{d-1}} \ell(\Pi_{\mathbf{u}}(\Omega(k+1))) \, d\mathbf{u} \\ &= \int_{\mathbf{u} \in \mathbb{S}^{d-1}} \ell(\Pi_{\mathbf{u}}(\Omega(k+1))) \, d\mathbf{u} \\ &= \int_{\mathbf{u} \in \mathbb{S}'} \ell(\Pi_{\mathbf{u}}(\Omega(k+1))) + \int_{\mathbf{u} \notin \mathbb{S}'} \ell(\Pi_{\mathbf{u}}(\Omega(k+1))) \, d\mathbf{u} \\ &\leq \int_{\mathbf{u} \in \mathbb{S}'} \ell(\Pi_{\mathbf{u}}(\Omega(k+1))) + \int_{\mathbf{u} \notin \mathbb{S}'} \ell(\Pi_{\mathbf{u}}(\Omega(k))) \, d\mathbf{u}, \end{aligned} \quad (37)$$

since $\Omega(k+1) \subset \Omega(k)$. For the first integral above, note that for $\mathbf{u} \in \mathbb{S}'$:

1. Inner product with the vector $\mathbf{x}_k - \mathbf{x}'$ is high:

$$\begin{aligned} \langle \mathbf{x}_k - \mathbf{x}', \mathbf{u} \rangle &= \|\mathbf{x}_k - \mathbf{x}'\|_2 \langle \mathbf{v}, \mathbf{u} \rangle \\ &= \left(\frac{\|\mathbf{x}_k - \mathbf{x}_{k+1}\|_2}{3} \right) \langle \mathbf{v}, \mathbf{u} \rangle \\ &\geq \left(\frac{\|\mathbf{x}_k - \mathbf{x}_{k+1}\|_2}{3} \right) (1 - \delta - \delta^2) \\ &\geq \frac{\|\mathbf{x}_k - \mathbf{x}_{k+1}\|_2}{4}. \end{aligned}$$

since $1 - \delta - \delta^2 \geq 3/4$ for $\delta \leq 1/27$.

2. Inner product with the vector $\mathbf{y} - \mathbf{x}'$ for every $\mathbf{y} \in \Gamma(k+1)$ is non-positive:

$$\begin{aligned} \langle \mathbf{y} - \mathbf{x}', \mathbf{u} \rangle &= \|\mathbf{y} - \mathbf{x}'\|_2 \langle \xi'(\mathbf{y}), \mathbf{u} \rangle \\ &= \|\mathbf{y} - \mathbf{x}'\|_2 \langle \xi'(\mathbf{y}), \mathbf{v} \rangle + \|\mathbf{y} - \mathbf{x}'\|_2 \langle \xi'(\mathbf{y}), \mathbf{v} - \mathbf{u} \rangle \\ &\stackrel{(29)}{\leq} \|\mathbf{y} - \mathbf{x}'\|_2 (-\delta^2) + \|\mathbf{y} - \mathbf{x}'\|_2 \langle \xi'(\mathbf{y}), \mathbf{v} - \mathbf{u} \rangle \\ &\leq -\|\mathbf{y} - \mathbf{x}'\|_2 \delta^2 + \|\mathbf{y} - \mathbf{x}'\|_2 \|\mathbf{v} - \mathbf{u}\|_2 \\ &\leq -\|\mathbf{y} - \mathbf{x}'\|_2 \delta^2 + \|\mathbf{y} - \mathbf{x}'\|_2 (\delta^2) \\ &\leq 0. \end{aligned}$$

Indeed, this means that for any point in the convex hull of $\Gamma(k+1)$ the same is true – that is for $\mathbf{y} \in \Omega(k+1)$, $\langle \mathbf{y} - \mathbf{x}', \mathbf{u} \rangle \leq 0$.

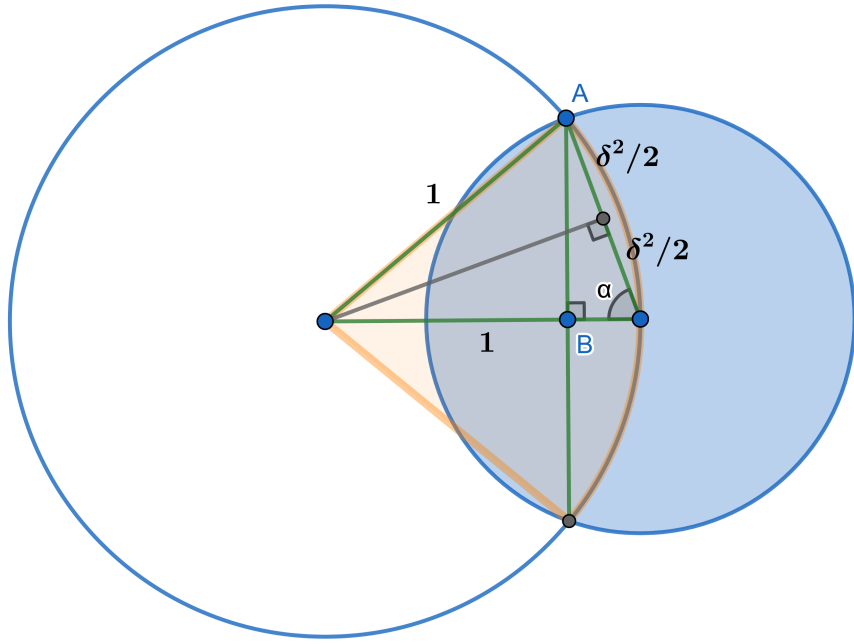


Figure 7: Two dimensional illustration of the intersection of a shell of radius 1 (unshaded circle above) with a shell of radius δ^2 (shaded circle above).

Using these two facts, we have the following lower bound on the length of $\Pi_{\mathbf{u}}(\Omega(k))$ for any $\mathbf{u} \in \mathbb{S}'$,

$$\begin{aligned} \ell(\Pi_{\mathbf{u}}(\Omega(k))) &\geq \langle \mathbf{x}_k - \mathbf{x}', \mathbf{u} \rangle + \ell(\Pi_{\mathbf{u}}(\Omega(k+1))) \\ &\geq \frac{\|\mathbf{x}_k - \mathbf{x}_{k+1}\|_2}{4} + \ell(\Pi_{\mathbf{u}}(\Omega(k+1))). \end{aligned}$$

Thus,

$$\int_{\mathbf{u} \in \mathbb{S}'} \ell(\Pi_{\mathbf{u}}(\Omega(k+1))) \, d\mathbf{u} \leq \int_{\mathbf{u} \in \mathbb{S}'} \ell(\Pi_{\mathbf{u}}(\Omega(k))) \, d\mathbf{u} - \int_{\mathbf{u} \in \mathbb{S}'} \left(\frac{\|\mathbf{x}_k - \mathbf{x}_{k+1}\|_2}{4} \right) \, d\mathbf{u}$$

Continuing from (37), and substituting the above inequality,

$$\begin{aligned} \sigma_d W(\Omega(k+1)) &\leq - \int_{\mathbf{u} \in \mathbb{S}'} \left(\frac{\|\mathbf{x}_k - \mathbf{x}_{k+1}\|_2}{4} \right) \, d\mathbf{u} + \int_{\mathbf{u} \in \mathbb{S}^{d-1}} \ell(\Pi_{\mathbf{u}}(\Omega(k))) \, d\mathbf{u} \\ &= - \frac{\|\mathbf{x}_k - \mathbf{x}_{k+1}\|_2 \cdot \text{Volume}(\mathbb{S}')}{4} + \int_{\mathbf{u} \in \mathbb{S}^{d-1}} \ell(\Pi_{\mathbf{u}}(\Omega(k))) \, d\mathbf{u} \\ \implies W(\Omega(k+1)) &\leq - \underbrace{\left(\frac{\cdot \text{Volume}(\mathbb{S}')}{4\sigma_d} \right)}_{=: \epsilon, \text{ as needed for (27)}} \|\mathbf{x}_k - \mathbf{x}_{k+1}\|_2 + W(\Omega(k)), \end{aligned}$$

where $\text{Volume}(\cdot)$ is defined with respect to the Lebesgue measure in $d-1$ dimensions. To compute ϵ , we find this volume. Note that \mathbb{S}' is a sector whose boundary of is the intersection between \mathbb{S}^{d-1} and a shell of radius δ^2 with center on the surface of \mathbb{S}^{d-1} . This boundary defines a shell in $(d-1)$ dimensions. See Figure 7. In two dimensions the intersection is just two

points, but for general d -dimensions, it is a shell in $(d-1)$ -dimensions. The radius of this shell γ is the length of the segment AB which can be calculated with some simple trigonometric calculations.

$$\gamma = \text{length}(\text{AB}) = \delta^2 \sin \alpha = \delta^2 \sqrt{1 - \cos^2 \alpha} = \delta^2 \left(1 - \frac{\delta^4}{4}\right) \geq \left(\frac{1}{28}\right)^{2d}.$$

The volume of the sphere defined by this $(d-1)$ -dimensional shell lower bounds the volume of \mathbb{S}' . To illustrate in two dimensions (see Figure 7), think of this volume as the length of the orange arc that lies in the shaded circle. This length is lower bounded by the length of the diameter 2γ . In general, for d -dimensions, this would be the volume of the $(d-1)$ -dimensional sphere of radius γ . Using the formula of the volume of a $(d-1)$ -dimensional sphere,

$$\text{Volume}(\mathbb{S}') \geq \frac{((\pi\gamma^2)^{d-1/2})}{\Gamma\left(\frac{d-1}{2} + 1\right)}.$$

Also σ_d is the volume of a d -dimensional shell, given by

$$\sigma_d = \frac{d\pi^{d/2}}{\Gamma\left(\frac{d}{2} + 1\right)}.$$

Thus,

$$\epsilon = \frac{\text{Volume}(\mathbb{S}')}{4\sigma_d} \geq \frac{\gamma^{d-1} \cdot \Gamma\left(\frac{d}{2} + 1\right)}{4\sqrt{\pi} \cdot \Gamma\left(\frac{d-1}{2} + 1\right)} \geq \gamma^d = \left(\frac{1}{28}\right)^{2d^2},$$

as was needed to be shown to prove the recurrence (27). \square

Proof of Theorem 5.3. The separability ensures that we are solving d different optimization problems. For every index i , let \mathbf{X}_i^* be the optimal set with respect to g_i . For such a one dimensional quasiconvex function, we showed in Lemma 5.1 that x follows a self-contracted path. Thus, it cannot go in the opposite direction of the minima. By continuity in one dimension it clearly cannot overshoot. The length of this direct path is $\text{dist}((\mathbf{x}_0)_{(i)}, \mathbf{X}_i^*)$. Now observe that,

$$\begin{aligned} \int_0^\infty \|\dot{\mathbf{x}}_t\|_2 dt &= \int_0^\infty \sqrt{\sum_{j=1}^d (\dot{\mathbf{x}}_t)_j^2} dt \\ &\leq \int_0^\infty \sum_{j=1}^d |(\dot{\mathbf{x}}_t)_j| dt \\ &= \sum_{j=1}^d |(\mathbf{x}_0)_j - \mathbf{X}_j^*| \\ &\leq \sqrt{d} \text{dist}(\mathbf{x}_0, \mathbf{X}^*). \end{aligned}$$

For GD, we have a similar proof. First, notice that the direction of the update is towards $(\mathbf{x}_j^* - (\mathbf{x}_k)_j)$. By quasiconvexity and since $g_j((\mathbf{x}_k)_j) \geq g_j((\mathbf{x}_0)_j)$, $(-\nabla g_j((\mathbf{x}_k)_j)(\mathbf{x}_j^* - (\mathbf{x}_k)_j)) \geq$

0. The only thing we need to show that the GD path does not overshoot. For an index j let \mathbf{x}_j^* be the closest minimum in \mathbf{X}_j^* to $(\mathbf{x}_0)_j$. Then by LG, $|\nabla g_j((\mathbf{x}_k)_j)| \leq L((\mathbf{x}_k)_j - \mathbf{x}_j^*)$. Thus $|\eta \nabla g_j((\mathbf{x}_k)_j)| \leq |(\mathbf{x}_k)_j - \mathbf{x}_j^*|$, and the update cannot cross \mathbf{x}_j^* .

Consequently for every j : $\sum_{k=0}^{\infty} ((\mathbf{x}_k)_j - (\mathbf{x}_{k+1})_j) = ((\mathbf{x}_0)_j - \mathbf{x}_j^*)$. Then

$$\begin{aligned}
\sum_{k=0}^{\infty} \|\mathbf{x}_k - \mathbf{x}_{k+1}\|_2 &\leq \sum_{k=0}^{\infty} \|\mathbf{x}_k - \mathbf{x}_{k+1}\|_1 \\
&= \sum_{k=0}^{\infty} \sum_{j=1}^d |(\mathbf{x}_k)_j - (\mathbf{x}_{k+1})_j| \\
&= \sum_{j=1}^d \sum_{k=0}^{\infty} |(\mathbf{x}_k)_j - (\mathbf{x}_{k+1})_j| \\
&= \sum_{j=1}^d |(\mathbf{x}_0)_j - \mathbf{x}_j^*| \\
&\leq \sqrt{d} \|\mathbf{x}_0 - \mathbf{x}^*\|_2.
\end{aligned}$$

□