
ON MUTUAL INFORMATION MAXIMIZATION FOR REPRESENTATION LEARNING

Michael Tschannen* Josip Djolonga* Paul K. Rubenstein† Sylvain Gelly

Mario Lucic

Google Research, Brain Team

ABSTRACT

Many recent methods for unsupervised or self-supervised representation learning train feature extractors by maximizing an estimate of the mutual information (MI) between different views of the data. This comes with several immediate problems: For example, MI is notoriously hard to estimate, and using it as an objective for representation learning may lead to highly entangled representations due to its invariance under arbitrary invertible transformations. Nevertheless, these methods have been repeatedly shown to excel in practice. In this paper we argue, and provide empirical evidence, that the success of these methods might be only loosely attributed to the properties of MI, and that they strongly depend on the inductive bias in both the choice of feature extractor architectures and the parametrization of the employed MI estimators. Finally, we establish a connection to deep metric learning and argue that this interpretation may be a plausible explanation for the success of the recently introduced methods.

1 INTRODUCTION

Unsupervised representation learning is a fundamental problem in machine learning. Intuitively, one aims to learn a function g which maps the data $x \in \mathbb{R}^d$ into some, usually lower-dimensional, space \mathbb{R}^k where one can solve some (generally a priori unknown) target supervised tasks more efficiently, i.e. with fewer labels. In contrast to supervised and semi-supervised learning, the learner has access *only to unlabeled data*. Even though the task seems ill-posed as there is no natural objective one should optimize, by leveraging domain knowledge this approach can be successfully applied to a variety of problem areas, including image (Kolesnikov et al., 2019; van den Oord et al., 2018; Hénaff et al., 2019; Tian et al., 2019; Hjelm et al., 2019; Bachman et al., 2019) and video classification (Wang and Gupta, 2015; Sun et al., 2019) and natural language understanding (van den Oord et al., 2018; Peters et al., 2018; Devlin et al., 2019).

Recently, there has been a revival of approaches inspired by the *InfoMax principle* (Linsker, 1988): We choose a representation $g(x)$ maximizing the mutual information (MI) between the input and its representation, possibly subject to some structural constraints. MI measures the amount of information obtained about a random variable X by observing some other random variable Y . Formally, the MI between X and Y , with joint density $p(x, y)$ and marginal densities $p(x)$ and $p(y)$, is defined as the Kullback–Leibler (KL) divergence between the joint and the product of the marginals

$$I(X; Y) = D_{\text{KL}}(p(x, y) \parallel p(x)p(y)) = \mathbb{E}_{p(x, y)} \left[\log \frac{p(x, y)}{p(x)p(y)} \right]. \quad (1)$$

The fundamental properties of MI are well understood and have been extensively studied (see e.g. Kraskov et al. (2004)). Firstly, MI is invariant under reparametrization of the variables — namely, if $X' = f_1(X)$ and $Y' = f_2(Y)$ are homeomorphisms (i.e. smooth invertible maps), then

*Equal contribution. Correspondence to Michael Tschannen (tschannen@google.com), Josip Djolonga (josipd@google.com), and Mario Lucic (lucic@google.com). †PhD student at University of Cambridge and the Max Planck Institute for Intelligent Systems, Tübingen.

$I(X; Y) = I(X'; Y')$. Secondly, estimating MI in high-dimensional spaces is a notoriously difficult task, and in practice one often maximizes a tractable lower bound on the quantity (Poole et al., 2019). Nonetheless, any distribution-free high-confidence lower bound on entropy requires a sample size exponential in the size of the bound (McAllester and Statos, 2018).

Despite these fundamental challenges, several recent works have demonstrated promising empirical results in representation learning using MI maximization (van den Oord et al., 2018; Hénaff et al., 2019; Tian et al., 2019; Hjelm et al., 2019; Bachman et al., 2019; Sun et al., 2019). In this work we argue, and provide empirical evidence, that the success of these methods might be only loosely attributed to the properties of MI. In fact, we show that maximizing tighter bounds on MI can result in worse representations. In addition, we establish a connection to deep metric learning and argue that this interpretation may be a plausible explanation of the success of the recently introduced methods.¹

2 BACKGROUND AND RELATED WORK

Recent progress and the InfoMax principle While promising results in other domains have been presented in the literature, we will focus on unsupervised image representation learning techniques that have achieved state-of-the-art performance on image classification tasks (Hénaff et al., 2019; Tian et al., 2019; Bachman et al., 2019). The usual problem setup dates back at least to Becker and Hinton (1992) and can conceptually be described as follows: For a given image X , let $X^{(1)}$ and $X^{(2)}$ be different, possibly overlapping *views* of X , for instance the top and bottom halves of the image. These are encoded using encoders g_1 and g_2 respectively, and the MI between the two representations $g_1(X^{(1)})$ and $g_2(X^{(2)})$ is maximized,

$$\max_{g_1 \in \mathcal{G}_1, g_2 \in \mathcal{G}_2} I_{\text{EST}}(g_1(X^{(1)}); g_2(X^{(2)})), \quad (2)$$

where $I_{\text{EST}}(X; Y)$ is a sample-based estimator of the true MI $I(X; Y)$ and the function classes \mathcal{G}_1 and \mathcal{G}_2 can be used to specify structural constraints on the encoders. While not explicitly reflected in (2), note that g_1 and g_2 can often share parameters. Furthermore, it can be shown that $I(g_1(X^{(1)}); g_2(X^{(2)})) \leq I(X; g_1(X^{(1)}, g_2(X^{(2)}))$,² hence the objective in (2) can be seen as a lower bound on the InfoMax objective $\max_{g \in \mathcal{G}} I(X; g(X))$ (Linsker, 1988).

Practical advantages of multi-view formulations There are two main advantages in using (2) rather than the original InfoMax objective. First, the MI has to be estimated only between the learned representations of the two views, which typically lie on a much lower-dimensional space than the one where the original data X lives. Second, it gives us plenty of modeling flexibility, as the two views can be chosen to capture completely different aspects and modalities of the data, for example:

1. In *DeepInfoMax* (Hjelm et al., 2019; Bachman et al., 2019), g_1 extracts global features from the entire image $X^{(1)}$ and g_2 local features from image patches $X^{(2)}$ (g_1 and g_2 correspond to the same neural network applied to the same input with features extracted on different layers).
2. *Contrastive multiview coding* (CMC) (Tian et al., 2019) generalizes the objective in (2) to consider multiple views $X^{(i)}$, where each $X^{(i)}$ corresponds to a different image modality (e.g., different color channels, or the image and its segmentation mask).
3. *Contrastive predictive coding* (CPC) (van den Oord et al., 2018; Hénaff et al., 2019) incorporates a sequential component of the data. Concretely, one extracts a sequence of patches from an image in some fixed order, maps each patch using an encoder, aggregates the resulting features of the first t patches into a context vector, and maximizes the MI between the context and features extracted from the patch at position $t + k$. In (2), $X^{(1)}$ would thus correspond to the first t patches and $X^{(2)}$ to the patch at location $t + k$.

Other approaches, such as those presented by Hu et al. (2017) and Ji et al. (2018), can be similarly subsumed under the same objective.

Lower bounds on MI As evident from (2), another critical choice is the MI estimator I_{EST} . Given the fundamental limitations of MI estimation (McAllester and Statos, 2018), recent work has focused

¹The code for running the experiments and visualizing the results is available at https://github.com/google-research/google-research/tree/master/mutual_information_representation_learning.

²Follows by multiple applications of the data processing inequality (see Proposition 1 in Appendix A).

on deriving lower bounds on MI (Barber and Agakov, 2003; Belghazi et al., 2018; Poole et al., 2019). Intuitively, these bounds are based on the following idea: If a classifier can accurately distinguish between samples drawn from the joint $p(x, y)$ and those drawn from the product of marginals $p(x)p(y)$, then X and Y have a high mutual information.

We will focus on two such estimators, which are most commonly used in the representation learning literature. The first of them, termed *InfoNCE* (van den Oord et al., 2018), is defined as

$$I(X; Y) \geq \mathbb{E} \left[\frac{1}{K} \sum_{i=1}^K \log \frac{e^{f(x_i, y_i)}}{\frac{1}{K} \sum_{j=1}^K e^{f(x_i, y_j)}} \right] \triangleq I_{\text{NCE}}(X; Y), \quad (3)$$

where the expectation is over K independent samples $\{(x_i, y_i)\}_{i=1}^K$ from the joint distribution $p(x, y)$ (Poole et al., 2019). In other words, for each x_i , one has to predict which of the K samples y_1, \dots, y_k it was jointly drawn with. This is done using a *critic* function $f(x, y)$ that ideally assigns high values when (x, y) are drawn from the joint, and low values when they are drawn from the product of marginals. The second estimator is based on the variational form of the KL divergence due to Nguyen, Wainwright, and Jordan (NWJ) (Nguyen et al., 2010) and takes the form

$$I(X; Y) \geq \mathbb{E}_{p(x, y)}[f(x, y)] - e^{-1} \mathbb{E}_{p(x)}[\mathbb{E}_{p(y)} e^{f(x, y)}] \triangleq I_{\text{NWJ}}(X; Y). \quad (4)$$

For detailed derivations we refer the reader to (Ruderman et al., 2012; Poole et al., 2019). Note that these bounds hold for any critic f and when used in (2) one jointly maximizes over g_1, g_2 and f in practice. Furthermore, it can be shown that (3) is maximized by $f^*(x, y) = \log p(y|x)$ and (4) by $f^*(x, y) = 1 + \log p(y|x)$ (Poole et al., 2019). Common choices for f include bilinear critics $f(x, y) = x^\top W y$ (van den Oord et al., 2018; Hénaff et al., 2019; Tian et al., 2019), separable critics $f(x, y) = \phi_1(x)^\top \phi_2(y)$ (Bachman et al., 2019), and concatenated critics $f(x, y) = \phi([x, y])$ (Hjelm et al., 2019) (here ϕ, ϕ_1, ϕ_2 are typically shallow multi-layer perceptrons (MLPs)). When applying these estimators to solve (2), the line between the critic and the encoders g_1, g_2 can be blurry. For example, one can train with an inner product critic $f(x, y) = x^\top y$, but extract features from an intermediate layer of g_1, g_2 , in which case the top layers of g_1, g_2 form a separable critic. Nevertheless, this boundary is crucial for the interplay between MI estimation and the interpretation of the learned representations.

3 BIASES IN APPROXIMATE INFORMATION MAXIMIZATION

It is folklore knowledge that maximizing MI does not necessarily lead to useful representations. Already Linsker (1988) talks in his seminal work about constraints, while a manifestation of the problem in clustering approaches using MI criteria has been brought up by Bridle et al. (1992) and subsequently addressed using regularization by Krause et al. (2010). To what can we then attribute the recent success of methods building on the principles of MI maximization? We will argue that their connection to the *InfoMax* principle might be very loose. Namely, we will show that they behave counter-intuitively if one equates them to mutual information maximization, and that the performance of these methods depends strongly on the bias that is encoded not only in the encoders, but also on the actual form of the used estimators.

1. We first consider encoders which are *bijective* by design. Even though the true MI is maximized for any choice of model parameters, the representation quality (measured by downstream linear classification accuracy) improves during training. Furthermore, there exist invertible encoders for which the representation quality is *worse* than using raw pixels, despite also maximizing MI.
2. We next consider encoders that can model both invertible and non-invertible functions. When the encoder can be non-invertible, but is initialized to be invertible, I_{EST} still biases the encoders to be very ill-conditioned and hard to invert.
3. For I_{NCE} and I_{NWJ} , higher-capacity critics admit tighter bounds on MI. We demonstrate that simple critics yielding loose bounds can lead to better representations than high-capacity critics.
4. Finally, we optimize the estimators to the same MI lower-bound value with different encoder architectures and show that the representation quality is impacted more by the choice of the architecture, than the estimator.

As a consequence, we argue that the success of these methods and the way they are instantiated in practice is only loosely connected to MI. Then, in Section 4 we provide an alternative explanation of the success of recent methods through a connection to classic triplet losses from metric learning.

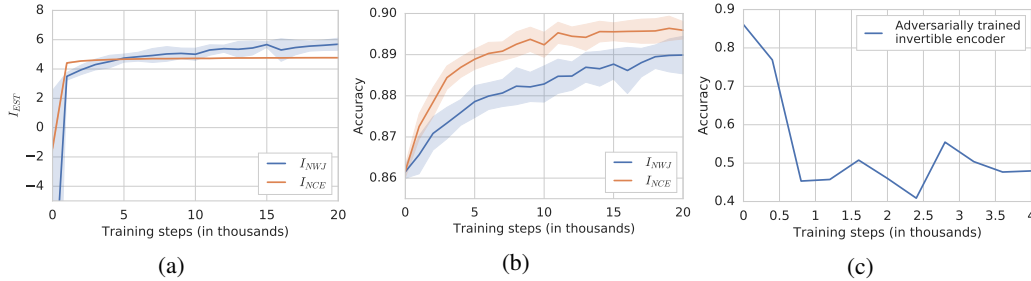


Figure 1: (a, b) Maximizing I_{EST} over a family of invertible models. We can see that during training both the testing I_{EST} value increases and the downstream classification performance improves, even though the true MI remains constant throughout. (c) Downstream classification accuracy of a different invertible encoder (with the same architecture) trained to have *poor* performance. This demonstrates the existence of encoders that provably maximize MI yet have bad downstream performance.

Setup Our goal is to provide a minimal set of easily reproducible empirical experiments to understand the role of MI estimators, critic and encoder architectures when learning representations via the objective (2). To this end, we consider a simple setup of learning a representation of the top half of MNIST handwritten digit images. This setup has been used in deep canonical correlation analysis papers (Andrew et al., 2013), where the target is to maximize the correlation between the representations. Following the widely adopted *downstream linear evaluation protocol* (Kolesnikov et al., 2019; van den Oord et al., 2018; Hénaff et al., 2019; Tian et al., 2019; Hjelm et al., 2019; Bachman et al., 2019), we train a linear classifier³ for digit classification on the learned representation using all available training labels. To learn the representation we instantiate (2) and split each input MNIST image $x \in [0, 1]^{784}$ into two parts, the top part of the image $x_{\text{top}} \in [0, 1]^{392}$ corresponding to $X^{(1)}$, and the bottom part, $x_{\text{bottom}} \in [0, 1]^{392}$, corresponding to $X^{(2)}$, respectively. We train g_1 , g_2 , and f using the Adam optimizer (Kingma and Ba, 2015), and use $g_1(x_{\text{top}})$ as the representation for the linear evaluation. Unless stated otherwise, we use a bilinear critic $f(x, y) = x^T W y$ (we investigate its effect in a separate ablation study), set the batch size to 128 and the learning rate to 10^{-4} .⁴ Throughout, I_{EST} values and downstream classification accuracies are averaged over 20 runs and reported on the testing set (we did not observe large gaps between I_{EST} training and testing I_{EST} values). As a common baseline, we rely on a linear classifier in pixel space on x_{top} , which obtains a testing accuracy of about 85%. For comparison, a simple MLP or ConvNet architecture achieves about 94% (see Section 3.3 for details).

3.1 LARGE MI IS NOT PREDICTIVE OF DOWNSTREAM PERFORMANCE

We start by investigating the behavior of I_{NCE} and I_{NWJ} when g_1 and g_2 are parameterized to be always invertible. Hence, for any choice of the encoder parameters, the MI is constant, i.e. $I(g_1(X^{(1)}); g_2(X^{(2)})) = I(X^{(1)}; X^{(2)})$ for all g_1, g_2 . This means that if we could exactly compute the MI, any parameter choice would be a global maximizer and thus the gradients would vanish.⁵ However, as we will empirically show, the estimators we consider are biased and prefer those settings which yield representations useful for the downstream classification task.

Maximized MI and improved downstream performance We model g_1 and g_2 using the invertible RealNVP architecture (Dinh et al., 2016). We use a total of 30 coupling layers, and each of them computes the shift using a separate MLP with two ReLU hidden layers, each with 512 units.

Figure 1 shows the testing value of I_{EST} and the testing accuracy on the classification task. Despite the fact that MI is maximized by any instantiation of g_1 and g_2 , I_{EST} and downstream accuracy increase

³Using SAGA (Defazio et al., 2014), as implemented in `scikit-learn` (Pedregosa et al., 2011).

⁴Note that I_{NCE} is upper-bounded as $I_{\text{NCE}} \leq \log(\text{batch size}) \approx 4.85$ (van den Oord et al., 2018). We experimented with batch sizes up to 512 and obtained consistent results aligned with the stated conclusions.

⁵In the context of continuous distributions and invertible representation functions g the InfoMax objective might be infinite. One solution is to maximize the entropy of the representation instead (Bell and Sejnowski, 1995). However, here the MI between the two views is finite as the two halves are not deterministic functions of each another.

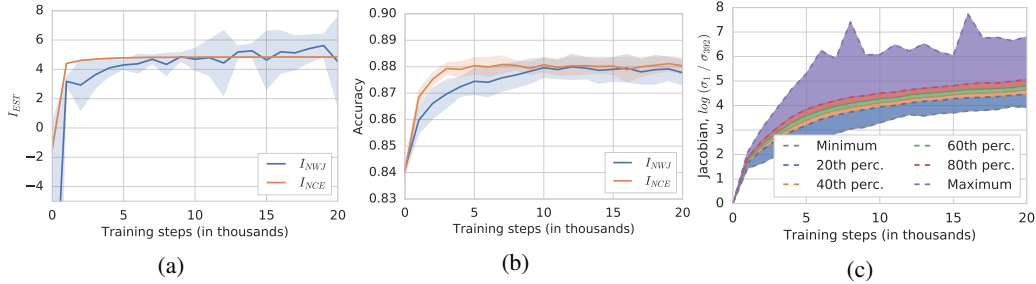


Figure 2: Maximizing I_{EST} using a network architecture that can realize both invertible and non-invertible functions. (a, b) As I_{EST} increases, the linear classification testing performance increases. (c) Meanwhile, the condition number of Jacobian evaluated at inputs randomly sampled from the data distribution deteriorates, i.e. g_1 becomes increasingly ill-conditioned (lines represent 0th, 20th, . . . , 100th percentiles for I_{NCE} , the corresponding figure for I_{NWJ} can be found in Appendix F; the empirical distribution is obtained by randomly sampling 128 inputs from the data distribution, computing the corresponding condition numbers, and aggregating them across runs).

during training, implying that the estimators provide gradient feedback leading to a representation useful for linear classification. This confirms our hypothesis that the estimator biases the encoders towards solutions suitable to solve the downstream linear classification task.

The previous experiment demonstrated that among many invertible encoders, all of which are globally optimal MI maximizers, some give rise to improved linear classification performance over raw pixels, and maximizing I_{NCE} and I_{NWJ} yields such encoders. Next we demonstrate that for the same invertible encoder architecture there are model parameters for which linear classification performance is *significantly worse* than using raw pixels, despite also being globally optimal MI maximizers.

Maximized MI and worsened downstream performance The goal is to learn a (bijective) representation maximizing MI such that the optimal linear classifier performs poorly; we achieve this by jointly training a representation and classifier in an adversarial fashion (a separate classifier is trained for the evaluation), without using an MI estimator. Intuitively, we will train the encoder to make the classification task for the linear layer as hard as possible. The experimental details are presented in Appendix B. Figure 1c shows the result of one such training run, displaying the loss of a separately trained classifier on top of the frozen representation. At the beginning of training the network is initialized to be close to the identity mapping, and as such achieves the baseline classification accuracy corresponding to raw pixels. All points beyond this correspond to invertible feature maps with worse classification performance, despite still achieving globally maximal MI.

Alternatively, the following thought experiment would yield the same conclusion: Using a lossless compression algorithm (e.g. PNG) for g_1 and g_2 also satisfies $I(g_1(X^{(1)}); g_2(X^{(2)})) = I(X^{(1)}; X^{(2)})$. Yet, performing linear classification on the raw compressed bit stream $g_1(X^{(1)})$ will likely lead to worse performance than the baseline in pixel space.

We next investigate the behavior of the model if we use a network architecture that can model both invertible and non-invertible functions. We would like to understand whether I_{EST} prefers the network to remain bijective, thus maximizing the true MI, or to ignore part of the input signal, which can be beneficial for representation learning.

Bias towards hard-to-invert encoders We use an MLP architecture with 4 hidden layers of the same dimension as the input, and with a skip connection added to each layer (hence by setting all weights to 0 the network becomes the identity function). As quantifying invertibility is hard, we analyze the condition number, i.e. the ratio between the largest and the smallest singular value, of the Jacobian of g_1 : By the implicit function theorem, the function is invertible if the Jacobian is non-singular.⁶ However, the data itself might lie on a low-dimensional manifold, so that having a singular Jacobian is not necessarily indicative of losing invertibility on the support of the data distribution. To ensure the support of the data distribution covers the complete input space, we corrupt $X^{(1)}$ and $X^{(2)}$ in a coupled way by adding to each the *same* 392-dimensional random vector, whose

⁶Mathematically, g_1 is invertible as long as the condition number of the Jacobian is finite. Numerically, inversion becomes harder as the condition number increases.

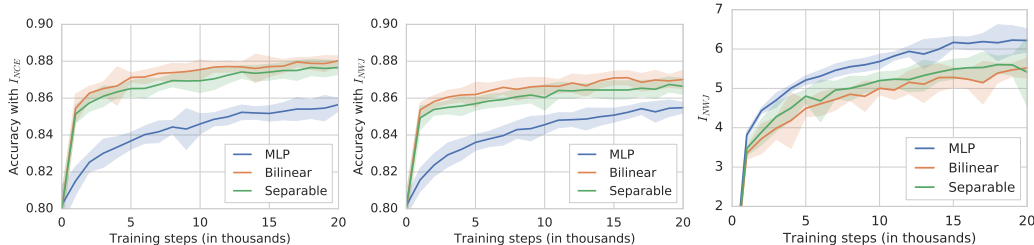


Figure 3: Downstream testing accuracy for I_{NCE} and I_{NWJ} , and testing I_{NWJ} value for MLP encoders g_1, g_1 and different critic architectures (the testing I_{NCE} curve can be found in Appendix F). Bilinear and separable critics lead to higher downstream accuracy than MLP critics, while reaching lower I_{NWJ} .

coordinates are sampled (independently of $X^{(1)}, X^{(2)}$) from a normal with standard deviation 0.05 (the standard deviation of the pixels themselves is 0.3). Hence, non-invertible encoders g_1, g_2 do not maximize $I(g_1(X^{(1)}); g_2(X^{(2)}))$.⁷ As a reference point, the linear classification accuracy from pixels drops to about 84% due to the added noise.

In Figure 2 we can see that the I_{EST} value and the downstream accuracy both increase during training, as before. Moreover, even though g_1 is initialized very close to the identity function (which maximizes the true MI), the condition number of its Jacobian evaluated at inputs randomly sampled from the data-distribution steadily deteriorates over time, suggesting that in practice (i.e. numerically) inverting the model becomes increasingly hard. It therefore seems that the bounds we consider favor hard-to-invert encoders, which heavily attenuate part of the noise (as the support of the noise is the entire input space), over well conditioned encoders (such as the identity function at initialization), which preserve the noise and hence the entropy of the data well.

3.2 HIGHER CAPACITY CRITICS CAN LEAD TO WORSE DOWNSTREAM PERFORMANCE

In the previous section we have established that MI and downstream performance are only loosely connected. Clearly, maximizing MI is not sufficient to learn good representations and there is a non-trivial interplay between the architectures of the encoder, critic, and the underlying estimators. In this section, we will focus on how one of these factors, namely the critic architecture, impacts the quality of the learned representation. Notably, we will show that more powerful critics, which can only improve the MI lower bounds, can result in worse representations.

We do so by studying the function class of the critic f , which has a profound impact on the learned representation. Recall that it determines how the estimators such as I_{NCE} and I_{NWJ} distinguish between samples from the joint distribution $p(x, y)$ and the product of the marginals $p(x)p(y)$, and thereby determines the tightness on the lower bound. A higher capacity critic should allow for a tighter lower-bound on MI (Belghazi et al., 2018). Furthermore, in the context of representation learning where f is instantiated as a neural network, the critic provides gradient feedback to g_1 and g_2 and thereby shapes the learned representation. In this section, we investigate the effect of the critic architecture on downstream classification performance.

Looser bounds with simpler critics can lead to better representations We compare three critic architectures, a bilinear critic, a separable critic $f(x, y) = \phi_1(x)^\top \phi_2(y)$ (ϕ_1, ϕ_2 are MLPs with a single hidden layer with 100 units and ReLU activations, followed by a linear layer with 100 units; comprising 40k parameters in total) and an MLP critic with a single hidden layer with 200 units and ReLU activations, applied to the concatenated input $[x, y]$ (40k trainable parameters). Further, we use identical MLP architectures for g_1 and g_2 with two hidden layers comprising 300 units each, and a third linear layer mapping to a 100-dimensional feature space.

Figure 3 shows the downstream testing accuracy and the testing I_{EST} value as a function of the iteration. It can be seen that for both lower bounds, representations trained with the MLP critic barely outperform the baseline on pixel space, whereas the same lower bounds with bilinear and separable critics clearly lead to a higher accuracy than the baseline. While the testing I_{NCE} value is

⁷This would not necessarily be true if the noise were added in an uncoupled manner, e.g. by drawing it independently for $X^{(1)}$ and $X^{(2)}$, as the MI between the two noise vectors is 0 in that case.

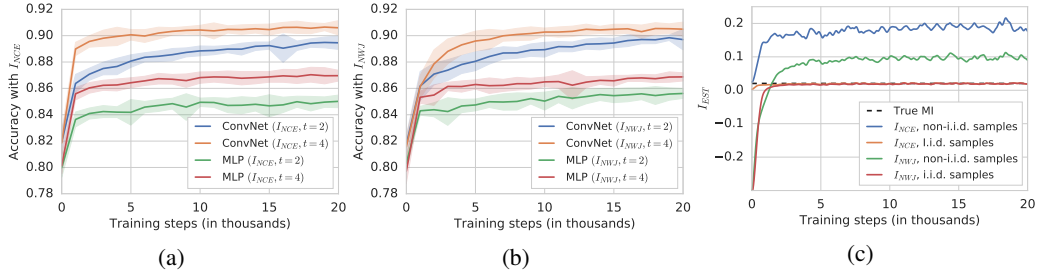


Figure 4: (a, b) Downstream testing accuracy for different encoder architectures and MI estimators, using a bilinear critic trained to match a given target I_{EST} of t (we minimize $L_t(g_1, g_2) = |I_{\text{EST}}(g_1(X^{(1)}); g_1(X^{(2)})) - t|$; loss curves can be found in Appendix F). For a given estimator and t , ConvNet encoders clearly outperform MLP encoders in terms of downstream testing accuracy. (c) Estimating MI from *i.i.d.* and non-*i.i.d.* samples in a synthetic setting (Section 4). If negative samples are not drawn *i.i.d.*, both I_{NCE} and I_{NWJ} estimators can be *greater* than the true MI. Despite being commonly justified as a lower bound on MI, I_{NCE} is often used in the non-*i.i.d.* setting in practice.

close to the theoretically achievable maximum value for all critics, the testing I_{NWJ} value is higher for the MLP critic than for the separable and bilinear critics, resulting in a tighter bound on the MI. However, despite achieving the smallest I_{NWJ} testing value, the simple bilinear critic leads to a better downstream performance than the higher-capacity separable and MLP critics.

A similar phenomenon was observed in the context of variational autoencoders (VAEs) (Kingma and Welling, 2014), where one maximizes a lower bound on the data likelihood: Looser bounds often yield better inference models, i.e. latent representations (Rainforth et al., 2018).

3.3 ENCODER ARCHITECTURE CAN BE MORE IMPORTANT THAN THE SPECIFIC ESTIMATOR

We will now show that the encoder architecture is a critical design choice and we will investigate its effect on the learned representation. We consider the same MLP architecture (238k parameters) as in Section 3.2, as well as a ConvNet architecture comprising two convolution layers (with a 5×5 kernel, stride of 2, ReLU activations, and 64 and 128 channels, respectively; 220k parameters), followed by spatial average pooling and a fully connected layer. Before the average pooling operation we apply layer normalization (Ba et al., 2016) which greatly reduces the variance of I_{NWJ} .⁸ To ensure that both network architectures achieve the same lower bound I_{EST} on the MI, we minimize $L_t(g_1, g_2) = |I_{\text{EST}}(g_1(X^{(1)}); g_1(X^{(2)})) - t|$ instead of solving (2), for two different values $t = 2, 4$.

Figure 4 shows the downstream testing accuracy as a function of the training iteration. It can be seen in the testing loss curves in Appendix F that for both architectures and estimators the objective value after 7k iterations matches the target t (i.e., $L_t(g_1, g_2) \approx 0$) which implies that they achieve the same lower-bound on the MI. Despite matching lower bounds, ConvNet encoders lead to clearly superior classification accuracy, for both I_{NCE} and I_{NWJ} . Note that, in contrast, the MLP and ConvNet architectures trained end-to-end in supervised fashion both achieve essentially the same testing accuracy of about 94%.

In the context of VAEs, Alemi et al. (2018) similarly observed that models achieving the same evidence lower bound value can lead to vastly different representations depending on the employed encoder architecture, and do not necessarily capture useful information about the data (Tschannen et al., 2018; Blau and Michaeli, 2019).

4 CONNECTION TO DEEP METRIC LEARNING AND TRIPLET LOSSES

In the previous section we empirically demonstrated that there is a disconnect between MI maximization and representation quality. However, many recent works have applied the I_{NCE} approach to

⁸LayerNorm avoids the possibility of information leakage within mini-batches that can be induced through batch normalization, potentially leading to poor performance (Hénaff et al., 2019).

obtain state-of-the-art results in practice. We provide some insight on this conundrum by connecting the I_{NCE} estimator to a popular triplet (k -plet) loss known in the deep metric learning community.

The metric learning view Given sets of triplets, namely an *anchor point* x , a positive instance y , and a negative instance z , the goal is to learn a representation $g(x)$ such that the distances (i.e., ℓ_2) between $g(x)$ and $g(y)$ is smaller than the distance between $g(x)$ and $g(z)$, for each triplet. In the supervised setting, the positive instances are usually sampled from the same class, while the negative instances are sampled from any other class. A major focus in deep metric learning is how to perform (*semi*-)hard positive mining — we want to present non-trivial triplets to the learning algorithm which become more challenging as g improves. Natural extensions to the unsupervised setting can be obtained by exploiting the structure present in the input data, namely spatial (e.g. patches from the same image should be closer than patches from different images) and temporal information (temporally close video frames should be encoded closer than the ones which are further away in time) (Hoffer and Ailon, 2015).

Connection to InfoNCE The InfoNCE objective can be rewritten as follows:

$$I_{\text{NCE}} = \mathbb{E} \left[\frac{1}{K} \sum_{i=1}^K \log \frac{e^{f(x_i, y_i)}}{\frac{1}{K} \sum_{j=1}^K e^{f(x_i, y_j)}} \right] = \log K - \mathbb{E} \left[\frac{1}{K} \sum_{i=1}^K \log \left(1 + \sum_{j \neq i} e^{f(x_i, y_j) - f(x_i, y_i)} \right) \right].$$

The derivation is presented in Appendix C. In the particular case that x and y take value in the same space and f is constrained to be of the form $f(x, y) = \phi(x)^\top \phi(y)$, for some function ϕ , this coincides (up to constants and change of sign) with the expectation of the *multi-class K -pair* loss proposed in (Sohn, 2016, Eqn. (7)):

$$L_{K\text{-pair-mc}}(\{(x_i, y_i)\}_{i=1}^K, \phi) = \frac{1}{K} \sum_{i=1}^K \log \left(1 + \sum_{j \neq i} e^{\phi(x_i)^\top \phi(y_j) - \phi(x_i)^\top \phi(y_i)} \right). \quad (5)$$

Representation learning by maximizing I_{NCE} using a symmetric separable critic $f(x, y) = \phi(x)^\top \phi(y)$ and an encoder $g = g_1 = g_2$ shared across views is thus equivalent to metric learning based on (5). When using different encoders for different views and asymmetric critics as employed by CPC, DeepInfoMax, and CMC one recovers asymmetric variants of (5), see, e.g. (Yu et al., 2017; Zhang et al., 2019). As a result, one can view (5) as learning encoders with a parameter-less inner product critic, for which the MI lower-bound is very weak in general.

There are (at least) two immediate benefits of viewing recent representation learning methods based on MI estimators through the lens of metric learning. Firstly, in the MI view, using inner product or bilinear critic functions is sub-optimal since the critic should ideally be as flexible as possible in order to reduce the gap between the lower bound and the true MI. In the metric learning view, the inner product critic corresponds to a simple metric on the embedding space. The metric learning view seems hence in better accordance with the observations from Section 3.2 than the MI view. Secondly, it elucidates the importance of appropriately choosing the negative samples, which is indeed a critical component in deep metric learning based on triplet losses (Norouzi et al., 2012; Schroff et al., 2015).

InfoNCE and the importance of negative sampling The negative sample mining issue also manifests itself in MI-based contrastive losses. In fact, while InfoNCE is a lower bound on MI if the negative samples are drawn from the true marginal distribution (Poole et al., 2019), i.e.

$$I(X, Y) \geq \mathbb{E}_{\prod_k p(x_k, y_k)} \frac{1}{K} \sum_{i=1}^K \left[\log \frac{e^{f(x_i, y_i)}}{\frac{1}{K} \sum_{j=1}^K e^{f(x_j, y_i)}} \right] \triangleq I_{\text{NCE}},$$

we show that if the negative samples are drawn in a dependent fashion (corresponding to the (x_i, y_i) being drawn identically but *not independently*), the I_{NCE} estimator is in general neither a lower nor an upper bound on the true mutual information $I(X, Y)$. We prove this in Appendix D and present empirical evidence here. Let $(X, Y) = Z + \epsilon$, where $Z \sim \mathcal{N}(0, \Sigma_Z)$ and $\epsilon \sim \mathcal{N}(0, \Sigma_\epsilon)$ are two-dimensional Gaussians. We generate batches of data $(X_i, Y_i) = Z + \epsilon_i$ where each ϵ_i is sampled independently for each element of the batch, but Z is sampled only once per batch. As such, (X_i, Y_i) has the same marginal distribution for each i , but the elements of the batch *are not independent*. Although we do not treat it theoretically, we also display results of the same experiment using the I_{NWJ} estimator. The experimental details are presented in Appendix E. We observe in Figure 4c that

when using non-*i.i.d.* samples both the I_{NCE} and I_{NWJ} values are larger than the true MI, and that when *i.i.d.* samples are used, both are lower bounds on the true MI. Hence, the connection to MI under improper negative sampling is no longer clear and might vanish completely.

Notwithstanding this fundamental problem, negative sampling strategy is often treated as a design choice. In Hénaff et al. (2019), CPC is applied to images by partitioning the input image into patches. Then, mutual information (estimated by InfoNCE) between representations of patches and a *context* summarizing several patches that are vertically above or below in the same image is minimized. Negative samples are obtained by patches from different images as well as patches from the *same* image, violating the independence assumption. Similarly, van den Oord et al. (2018) learn representations of speech using samples from a variety of speakers. It was found that using utterances from the same speaker as negative samples is more effective, whereas the “proper” negative samples should be drawn from an appropriate mixture of utterances from all speakers.

A common observation is that increasing the number of negative examples helps in practice (Hjelm et al., 2019; Tian et al., 2019; Bachman et al., 2019). Indeed, Ma and Collins (2018) show that I_{NCE} is consistent for any number of negative samples⁹, and Poole et al. (2019) show that the signal-to-noise ratio increases with the number of negative samples. On the other hand, (Arora et al., 2019) have demonstrated, both theoretically and empirically, that increasing the number of negative samples does not necessarily help, and can even deteriorate the performance. The intricacies of negative sampling hence remain a key research challenge.

5 CONCLUSION

Is MI maximization a good objective for learning good representations in an unsupervised fashion? Possibly, but it is clearly not sufficient. In this work we have demonstrated that, under the common linear evaluation protocol, maximizing lower bounds on MI as done in modern incarnations of the InfoMax principle can result in bad representations. We have revealed that the commonly used estimators have strong inductive biases and—perhaps surprisingly—looser bounds can lead to better representations. Furthermore, we have demonstrated that the connection of recent approaches to MI maximization might vanish if negative samples are not drawn independently (as done by some approaches in the literature). As a result, it is unclear whether the connection to MI is a sufficient (or necessary) component for designing powerful unsupervised representation learning algorithms. We propose that the success of these recent methods could be explained through the view of triplet-based metric learning and that leveraging advances in that domain might lead to further improvements.

In terms of future work, one possible direction to explore is going beyond the widely used linear evaluation protocol. While it was shown that learning good representations under this protocol can lead to reduced sample complexity for downstream tasks (Arora et al., 2019), some recent works (Bachman et al., 2019; Tian et al., 2019) report marginal improvements in terms of the downstream performance under a non-linear regime. We stress that a highly-nonlinear evaluation framework may result in better downstream performance, but it defeats the purpose of training transferable data efficient representations. Secondly, given the fundamental issues with the current estimators, one may investigate other notions of divergence between $p(x, y)$ and $p(x)p(y)$, for example using the Wasserstein distance instead (Ozair et al., 2019), which could enable a natural approach for enforcing smoothness in the resulting estimators.

ACKNOWLEDGMENTS

We would like to thank Alex Alemi, Ben Poole, Olivier Bachem, and Alexey Dosovitskiy for inspiring discussions and comments on the manuscript. We are grateful for the general support and discussions from other members of Google Brain team in Zurich.

⁹Under some technical conditions.

REFERENCES

- Alexander Alemi, Ben Poole, Ian Fischer, Joshua Dillon, Rif A Saurous, and Kevin Murphy. Fixing a Broken ELBO. In *International Conference on Machine Learning*, 2018.
- Galen Andrew, Raman Arora, Jeff Bilmes, and Karen Livescu. Deep canonical correlation analysis. In *International conference on machine learning*, pages 1247–1255, 2013.
- Sanjeev Arora, Hrishikesh Khandeparkar, Mikhail Khodak, Orestis Plevrakis, and Nikunj Saunshi. A theoretical analysis of contrastive unsupervised representation learning. In *International Conference on Machine Learning*, 2019.
- Jimmy Lei Ba, Jamie Ryan Kiros, and Geoffrey E Hinton. Layer normalization. *arXiv preprint arXiv:1607.06450*, 2016.
- Philip Bachman, R Devon Hjelm, and William Buchwalter. Learning representations by maximizing mutual information across views. *arXiv preprint arXiv:1906.00910*, 2019.
- David Barber and Felix V Agakov. The IM algorithm: a variational approach to information maximization. In *Advances in Neural Information Processing Systems*, 2003.
- Suzanna Becker and Geoffrey E Hinton. Self-organizing neural network that discovers surfaces in random-dot stereograms. *Nature*, 1992.
- Mohamed Ishmael Belghazi, Aristide Baratin, Sai Rajeshwar, Sherjil Ozair, Yoshua Bengio, Devon Hjelm, and Aaron Courville. Mutual information neural estimation. In *International Conference on Machine Learning*, 2018.
- Anthony J Bell and Terrence J Sejnowski. An information-maximization approach to blind separation and blind deconvolution. *Neural computation*, 1995.
- Yochai Blau and Tomer Michaeli. Rethinking lossy compression: The rate-distortion-perception tradeoff. In *International Conference on Machine Learning*, 2019.
- John S Bridle, Anthony JR Heading, and David JC MacKay. Unsupervised classifiers, mutual information and phantom targets. In *Advances in Neural Information Processing Systems*, 1992.
- Aaron Defazio, Francis Bach, and Simon Lacoste-Julien. SAGA: A fast incremental gradient method with support for non-strongly convex composite objectives. In *Advances in Neural Information Processing Systems*, 2014.
- Jacob Devlin, Ming-Wei Chang, Kenton Lee, and Kristina Toutanova. BERT: Pre-training of deep bidirectional transformers for language understanding. In *Conference of the North American Chapter of the Association for Computational Linguistics: Human Language Technologies*, 2019.
- Laurent Dinh, Jascha Sohl-Dickstein, and Samy Bengio. Density estimation using real nvp. *arXiv preprint arXiv:1605.08803*, 2016.
- Olivier J Hénaff, Ali Razavi, Carl Doersch, SM Eslami, and Aaron van den Oord. Data-efficient image recognition with contrastive predictive coding. *arXiv preprint arXiv:1905.09272*, 2019.
- R Devon Hjelm, Alex Fedorov, Samuel Lavoie-Marchildon, Karan Grewal, Phil Bachman, Adam Trischler, and Yoshua Bengio. Learning deep representations by mutual information estimation and maximization. In *International Conference on Learning Representations*, 2019.
- Elad Hoffer and Nir Ailon. Deep metric learning using triplet network. In *International Workshop on Similarity-Based Pattern Recognition*, 2015.
- Weihua Hu, Takeru Miyato, Seiya Tokui, Eiichi Matsumoto, and Masashi Sugiyama. Learning discrete representations via information maximizing self-augmented training. In *International Conference on Machine Learning*, 2017.
- Xu Ji, João F Henriques, and Andrea Vedaldi. Invariant information distillation for unsupervised image segmentation and clustering. *arXiv preprint arXiv:1807.06653*, 2018.

-
- Diederik P Kingma and Jimmy Ba. Adam: A method for stochastic optimization. *International Conference on Learning Representation*, 2015.
- Diederik P Kingma and Max Welling. Auto-encoding variational Bayes. *International Conference on Learning Representation*, 2014.
- Alexander Kolesnikov, Xiaohua Zhai, and Lucas Beyer. Revisiting self-supervised visual representation learning. *International Conference on Computer Vision*, 2019.
- Alexander Kraskov, Harald Stögbauer, and Peter Grassberger. Estimating mutual information. *Physical review E*, 2004.
- Andreas Krause, Pietro Perona, and Ryan G Gomes. Discriminative clustering by regularized information maximization. In *Advances in Neural Information Processing Systems*, 2010.
- Ralph Linsker. Self-organization in a perceptual network. *Computer*, 1988.
- Zhuang Ma and Michael Collins. Noise contrastive estimation and negative sampling for conditional models: Consistency and statistical efficiency. *arXiv preprint arXiv:1809.01812*, 2018.
- David McAllester and Karl Statos. Formal limitations on the measurement of mutual information. *arXiv preprint arXiv:1811.04251*, 2018.
- XuanLong Nguyen, Martin J Wainwright, and Michael I Jordan. Estimating divergence functionals and the likelihood ratio by convex risk minimization. *IEEE Transactions on Information Theory*, 2010.
- Mohammad Norouzi, David J Fleet, and Ruslan R Salakhutdinov. Hamming distance metric learning. In *Advances in Neural Information Processing Systems*, 2012.
- Sebastian Nowozin, Botond Cseke, and Ryota Tomioka. f-GAN: Training generative neural samplers using variational divergence minimization. In *Advances in Neural Information Processing Systems*, 2016.
- Sherjil Ozair, Corey Lynch, Yoshua Bengio, Aaron van den Oord, Sergey Levine, and Pierre Sermanet. Wasserstein dependency measure for representation learning. *arXiv preprint arXiv:1903.11780*, 2019.
- Fabian Pedregosa, Gaël Varoquaux, Alexandre Gramfort, Vincent Michel, Bertrand Thirion, Olivier Grisel, Mathieu Blondel, Peter Prettenhofer, Ron Weiss, Vincent Dubourg, et al. Scikit-learn: Machine learning in python. *Journal of Machine Learning Research*, 2011.
- Matthew E Peters, Mark Neumann, Mohit Iyyer, Matt Gardner, Christopher Clark, Kenton Lee, and Luke Zettlemoyer. Deep contextualized word representations. In *Conference of the North American Chapter of the Association for Computational Linguistics: Human Language Technologies*, 2018.
- Ben Poole, Sherjil Ozair, Aaron van den Oord, Alex Alemi, and George Tucker. On variational bounds of mutual information. In *International Conference on Machine Learning*, 2019.
- Tom Rainforth, Adam Kosiorek, Tuan Anh Le, Chris Maddison, Maximilian Igl, Frank Wood, and Yee Whye Teh. Tighter variational bounds are not necessarily better. In *International Conference on Machine Learning*, 2018.
- Avraham Ruderman, Mark D Reid, Darío García-García, and James Petterson. Tighter variational representations of f-divergences via restriction to probability measures. In *International Conference on Machine Learning*, 2012.
- Florian Schroff, Dmitry Kalenichenko, and James Philbin. Facenet: A unified embedding for face recognition and clustering. In *IEEE Conference on Computer Vision and Pattern Recognition*, 2015.
- Kihyuk Sohn. Improved deep metric learning with multi-class n-pair loss objective. In *Advances in Neural Information Processing Systems*, 2016.

-
- Chen Sun, Fabien Baradel, Kevin Murphy, and Cordelia Schmid. Contrastive bidirectional transformer for temporal representation learning. *arXiv preprint arXiv:1906.05743*, 2019.
- Yonglong Tian, Dilip Krishnan, and Phillip Isola. Contrastive multiview coding. *arXiv preprint arXiv:1906.05849*, 2019.
- Michael Tschannen, Olivier Bachem, and Mario Lucic. Recent advances in autoencoder-based representation learning. *arXiv preprint arXiv:1812.05069*, 2018.
- Aaron van den Oord, Yazhe Li, and Oriol Vinyals. Representation learning with contrastive predictive coding. *arXiv preprint arXiv:1807.03748*, 2018.
- Xiaolong Wang and Abhinav Gupta. Unsupervised learning of visual representations using videos. In *IEEE International Conference on Computer Vision*, 2015.
- Hong-Xing Yu, Ancong Wu, and Wei-Shi Zheng. Cross-view asymmetric metric learning for unsupervised person re-identification. In *IEEE International Conference on Computer Vision*, 2017.
- Ji Zhang, Yannis Kalantidis, Marcus Rohrbach, Manohar Paluri, Ahmed Elgammal, and Mohamed Elhoseiny. Large-scale visual relationship understanding. In *AAAI Conference on Artificial Intelligence*, 2019.

APPENDIX

A RELATION BETWEEN (2) AND THE INFOMAX OBJECTIVE

Proposition 1. *Let X be a random variable and define $X_1 = g_1(X)$ and $X_2 = g_2(X)$ be arbitrary functions of X . Then $I(X_1; X_2) \leq I(X; (X_1, X_2))$.*

Proof. Follows by two applications of the *data processing inequality*, which states that for random variables X, Y and Z satisfying the Markov relation $X \rightarrow Y \rightarrow Z$, the inequality $I(X; Z) \leq I(X; Y)$ holds.

The first step is to observe that X, X_1 and X_2 satisfy the relation $X_1 \leftarrow X \rightarrow X_2$, which is Markov equivalent to $X_1 \rightarrow X \rightarrow X_2$. It therefore follows that $I(X_1; X_2) \leq I(X; X_1)$. The second step is to observe that $X \rightarrow (X_1, X_2) \rightarrow X_1$ and therefore $I(X; X_1) \leq I(X; (X_1, X_2))$.

Combining the two inequalities yields $I(X_1; X_2) \leq I(X; (X_1, X_2))$, as required. \square

B EXPERIMENT DETAILS: ADVERSARIALLY TRAINED ENCODER (SECTION 3.1)

In the following, we present the details for training the invertible model from Section 3.1 adversarially. We model g_1 with the same RealNVP architecture as in the first experiment, and do not model g_2 . On top of $g_1(X^{(1)})$ we add a linear layer mapping to 10 outputs (i.e. logits). The parameters of the linear layer trained by minimizing the cross-entropy loss with respect to the true label of X from which $X^{(1)}$ is derived. Conversely, the parameters of the encoder g_1 are trained to minimize the cross-entropy loss with respect to a uniform probability vector over all 10 classes. We use the Adam optimizer with a learning rate of 10^{-4} for the parameters of the classifier and 10^{-6} for the parameters of the encoder, and perform 10 classifier optimization steps per encoder step. Furthermore, in a warm-up phase we train the classifier for 1k iterations before alternating between classifier and encoder steps.

C CONNECTION BETWEEN METRIC LEARNING AND INFONCE

I_{NCE} can be rewritten as follows:

$$\begin{aligned} I_{\text{NCE}} &= \mathbb{E} \left[\frac{1}{K} \sum_{i=1}^K \log \frac{e^{f(x_i, y_i)}}{\frac{1}{K} \sum_{j=1}^K e^{f(x_i, y_j)}} \right] \\ &= \mathbb{E} \left[\frac{1}{K} \sum_{i=1}^K \log \frac{1}{\frac{1}{K} \sum_{j=1}^K e^{f(x_i, y_j) - f(x_i, y_i)}} \right] \\ &= \mathbb{E} \left[-\frac{1}{K} \sum_{i=1}^K \log \frac{1}{K} \sum_{j=1}^K e^{f(x_i, y_j) - f(x_i, y_i)} \right] \\ &= \log K - \mathbb{E} \left[\frac{1}{K} \sum_{i=1}^K \log \left(1 + \sum_{j \neq i} e^{f(x_i, y_j) - f(x_i, y_i)} \right) \right]. \end{aligned}$$

D INFONCE UNDER NON-I.I.D. SAMPLING

The proof that InfoNCE is a lower bound on mutual information presented in (Poole et al., 2019) makes crucial use of the assumption that the negative samples are drawn from the true marginal distribution. We briefly review this proof to highlight the importance of the negative sampling distribution. Their proof starts from the NWJ lower bound of the KL divergence, namely that for any function \tilde{f} the following lower bound holds (Nguyen et al., 2010; Nowozin et al., 2016):

$$I(X; Y) = D_{KL}(p(x, y) || p(x)p(y)) \geq \mathbb{E}_{p(x, y)}[\tilde{f}(x, y)] - e^{-1} \mathbb{E}_{p(x)p(y)}[e^{\tilde{f}(x, y)}]. \quad (6)$$

Suppose that $(X_i, Y_i)_{i=1}^K$ are *i.i.d.* draws from $p(x, y)$ and write $X_{1:K} = (X_1, X_2, \dots, X_K)$. Then, for any i we have that $I(X_{1:K}; Y_i) = I(X_i; Y_i) = I(X; Y)$. We thus have

$$I(X; Y) = I(X_{1:K}; Y_i) \geq \mathbb{E}_{p(x_i, y_i) \prod_{k \neq i} p(x_k)} [\tilde{f}(x_{1:K}, y_i)] - e^{-1} \mathbb{E}_{p(y_i) \prod_k p(x_k)} [e^{\tilde{f}(x_{1:K}, y_i)}],$$

where the equality follows from the assumption that the $(X_i, Y_i)_{i=1}^K$ are *i.i.d.* and the inequality is (6) applied to $I(X_{1:K}; Y_i)$. In particular, taking $\tilde{f}(x_{1:K}, y_i) = 1 + \log \frac{e^{f(x_i, y_i)}}{\frac{1}{K} \sum_{j=1}^K e^{f(x_j, y_i)}}$ yields

$$I(X, Y) \geq 1 + \mathbb{E}_{p(x_i, y_i) \prod_{k \neq i} p(x_k)} \left[\log \frac{e^{f(x_i, y_i)}}{\frac{1}{K} \sum_{j=1}^K e^{f(x_j, y_i)}} \right] - \mathbb{E}_{p(y_i) \prod_k p(x_k)} \left[\frac{e^{f(x_i, y_i)}}{\frac{1}{K} \sum_{j=1}^K e^{f(x_j, y_i)}} \right]. \quad (7)$$

This is then averaged over the K samples Y_i , in which case the third term above cancels with the constant 1 (all occurrences of y_i in the last term of (7) can be replaced with y_1 thanks to (X_i, Y_i) being identically distributed), yielding the familiar I_{NCE} lower bound:

$$I(X, Y) \geq \mathbb{E}_{\prod_k p(x_k, y_k)} \frac{1}{K} \sum_{i=1}^K \left[\log \frac{e^{f(x_i, y_i)}}{\frac{1}{K} \sum_{j=1}^K e^{f(x_j, y_i)}} \right] = I_{\text{NCE}}. \quad (8)$$

The point in this proof that makes use of the *i.i.d.* assumption of the negative samples is in the equality $I(X_i, Y_i) = I(X_{1:K}, Y_i)$, which allowed us to leverage multiple samples when estimating the mutual information between two variables. If instead the negative samples are drawn in a dependent fashion (corresponding to the (X_i, Y_i) being drawn identically but *not independently*), we have $I(X_i, Y_i) \leq I(X_{1:K}, Y_i)$, though the remainder of the proof still holds, resulting in

$$I(X, Y) \leq \frac{1}{K} \sum_{i=1}^K I(X_{1:K}; Y_i) \geq \mathbb{E}_{p(x_{1:K}, y_{1:K})} \frac{1}{K} \sum_{i=1}^K \left[\log \frac{e^{f(x_i, y_i)}}{\frac{1}{K} \sum_{j=1}^K e^{f(x_j, y_i)}} \right].$$

Therefore the resulting I_{NCE} estimator is neither a lower nor an upper bound on the true mutual information $I(X, Y)$.

E EXPERIMENT DETAILS: NON-I.I.D. SAMPLING (SECTION 4)

Recall that $(X, Y) = Z + \epsilon$. We use $Z \sim \mathcal{N}(0, \Sigma_Z)$ and $\epsilon \sim \mathcal{N}(0, \Sigma_\epsilon)$, where

$$\Sigma_Z = \begin{pmatrix} 1 & -0.5 \\ -0.5 & 1 \end{pmatrix} \quad \text{and} \quad \Sigma_\epsilon = \begin{pmatrix} 1 & 0.9 \\ 0.9 & 1 \end{pmatrix}.$$

Batches of data are obtained as $(X_i, Y_i) = Z + \epsilon_i$ where each ϵ_i is sampled independently for each element of the batch, but Z is sampled only once per batch. The true mutual information $I(X, Y)$ can be calculated analytically since (X, Y) is jointly Gaussian with known covariance matrix $\Sigma_Z + \Sigma_\epsilon$: For two univariate random variables (X, Y) that are jointly Gaussian with covariance Σ the MI can be written as

$$I(X, Y) = -\frac{1}{2} \log \left(1 - \frac{\Sigma_{12} \Sigma_{21}}{\Sigma_{11} \Sigma_{22}} \right).$$

This can be derived using the decomposition $I(X, Y) = H(X) + H(Y) - H(X, Y)$ and the analytic expression for the entropy H of a Gaussian.

We compare the same setting trained using *i.i.d.* sampled pairs (X_i, Y_i) as a baseline. We parametrize the critic as a MLP with 5 hidden layers, each with 10 units and ReLU activations, followed by a linear layer and maximize I_{NCE} using these non-*i.i.d.* samples with batch size 128. Note that if a batch size of K is used, the bound $I_{\text{NCE}} \leq \log K$ always holds. We used K sufficiently large so that $I(X, Y) \leq \log K$ to avoid I_{NCE} trivially lower bounding the true MI.

F ADDITIONAL FIGURES

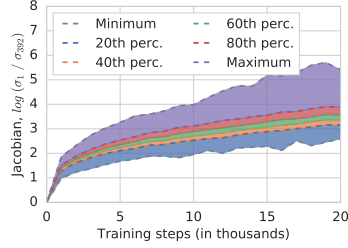


Figure 5: Additional plot Section 3.1: The condition number of the Jacobian evaluated at inputs randomly sampled from the data distribution deteriorates, i.e. g_1 becomes increasingly ill-conditioned (lines represent 0th, 20th, . . . , 100th percentiles for I_{NWJ} ; the empirical distribution is obtained by randomly sampling 128 inputs from the data distribution, computing the corresponding condition numbers, and aggregating them across runs).

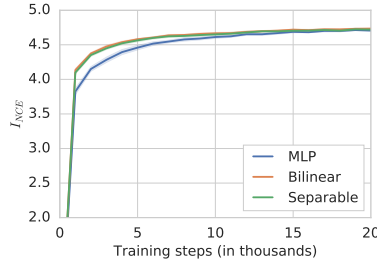


Figure 6: Additional plot Section 3.2: Testing I_{NCE} value for MLP encoders g_1, g_1 and different critic architectures.

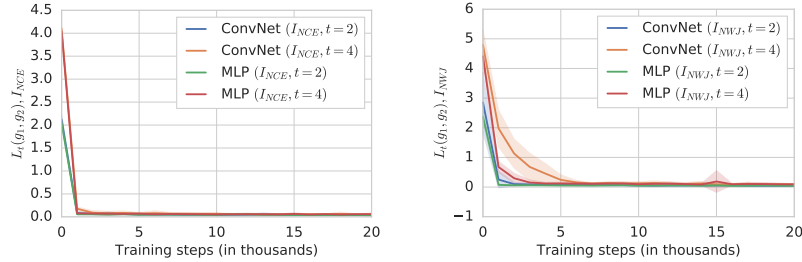


Figure 7: Additional plots Section 3.3: Testing loss for different encoder architectures and MI estimators, using a bilinear critic trained to match a given target I_{EST} of t (we minimize $L_t(g_1, g_2) = |I_{\text{EST}}(g_1(X^{(1)}); g_1(X^{(2)})) - t|$).