

Regular languages, derivatives and finite automata

Ola Wingbrant

August 1, 2019

Abstract

This report is mostly written for educational purposes. It is meant as a self contained introduction to regular languages, regular expressions, and regular expression matching by using Brzozowski derivatives. As such it is mostly based on the work by Brzozowski[4] and Owens et al.[12] The language basics material have been inspired by books[2] and web material[16].

Chapter 1 introduces the fundamental concepts of formal languages, as well as the idea of string derivatives. In chapter 2 we define the class of regular languages, and further develops the theory of derivatives for that class. We use derivatives to prove the Myhill-Nerod theorem, the Pumping lemma, and the closure of regular languages under all Boolean connectives. In chapter 3 we introduce regular expressions and regular expression matching. Chapter 4 connects the theory of regular languages and derivatives with that of finite automata. Chapter 5 looks at the concept of anchors, and how this can be incorporated into a matcher based on derivatives. Chapter 6 discusses submatching using derivatives with an approach inspired by Laurikari and his work on tagged transitions[11]. This is the part we consider as our main contribution to the field. In the last chapter, chapter 7, we summarize by giving a regular expression matching algorithm using the previously discussed techniques. We also discuss related work by others.

Keywords: *regular expressions, regular languages, Brzozowski derivatives, DFA, submatching*

Contents

1	Language fundamentals	4
1.1	Alphabets and strings	4
1.2	Languages	6
1.3	Properties of the Kleene closure	8
1.4	Nullable languages and the nullify function	11
1.5	Derivatives	11
1.6	Derivative classes	14
2	Regular Languages	17
2.1	Characteristic equations	17
2.2	Extending the operator set	21
2.3	Non-regular languages	22
3	Regular expressions	26
3.1	Regular expression matching	28
4	Finite automata	30
4.1	Deterministic Finite Automaton	30
4.1.1	Representations	31
4.2	DFA language recognizers	32
4.2.1	Regular expression matching using DFAs	33
4.3	DFA construction	34
4.4	Practical considerations	40
4.4.1	Similar expressions	40
4.4.2	Sets of symbols instead of single symbols	43
5	Anchors	46
5.1	Derivatives of anchor symbols	48
5.2	Single symbols, word boundaries and more	50

6	Submatching	52
6.1	Tags, banks, and slots	52
6.2	Tag evaluation operation	57
6.3	Memory disambiguation	61
6.3.1	POSIX semantics	63
6.3.2	Bank order and disambiguation	64
6.3.3	Memory bank rearrangement	66
6.3.4	Greedy and lazy operators	66
6.3.5	More on disambiguation policies	67
7	Putting it all together	69
7.1	Related work	73
7.2	Future work	73
	Index	75

Chapter 1

Language fundamentals

In this chapter we define the basic elements that we are going to work with, alphabet, strings, and languages, as well as proving a set of properties for these elements. These properties will come handy in the following chapters when we discuss a more specialized class of languages.

1.1 Alphabets and strings

Definition 1 (Alphabet). An *alphabet* is any, possibly infinite, set of symbols. We will use Σ to denote an alphabet with a non-empty, finite set of symbols.

We are interested in studying sequences of symbols drawn from some alphabet Σ . We therefore make the following definitions.

Definition 2 (String). A *string* s over some alphabet Σ is a, possibly infinite, sequence of symbols $s = a_1a_2 \dots a_i \dots$, with $a_i \in \Sigma$. We note the special case of a string with no symbols, called the *empty string*, and denote it by ε .

Definition 3 (Exponentiation). For an alphabet Σ we define the *exponentiation*, or powers of Σ by

1. $\Sigma^0 = \{\varepsilon\}$
2. $\Sigma^{n+1} = \Sigma^n \Sigma = \{sa : s \in \Sigma^n, a \in \Sigma\} \quad n \in \mathbb{N}$

Hence, the elements $s \in \Sigma^n$ for some $n \in \mathbb{N}$ are sequences of symbols drawn from Σ . We may also note that formally Σ and Σ^1 are distinct. Σ is a set of symbols, whereas Σ^1 is a set of sequences where each sequence is one symbol.

Although strings may be infinite, for our purposes we will only concern ourselves with finite strings. For any finite string s , it is clear that $s \in \Sigma^n$ for some n .

Definition 4 (String length). Let $s \in \Sigma^n$ be a string. We say that the *length* of s is n , written $|s| = n$, and hence the length is the number of consecutive symbols. As a special case we have $|\varepsilon| = 0$.

Definition 5 (Kleene closure). Let Σ be an alphabet, then we denote the set of all finite strings over Σ by Σ^* .

Theorem 1. *For any finite alphabet Σ the following holds.*

$$\Sigma^* = \sum_{n \in \mathbb{N}} \Sigma^n \quad (1.1)$$

Proof. Let $s \in \Sigma^*$ be a string. By definition s is finite. Suppose $|s| = m$, then $s \in \Sigma^m \subseteq \sum_{n \in \mathbb{N}} \Sigma^n$. Since s is arbitrary it follows that

$$\Sigma^* \subseteq \sum_{n \in \mathbb{N}} \Sigma^n. \quad (1.2)$$

Conversely, suppose that $s \in \sum_{n \in \mathbb{N}} \Sigma^n$. Then there is an $m \in \mathbb{N}$ such that $s \in \Sigma^m$. Thus we have $|s| = m$, and s is finite and therefore $s \in \Sigma^*$. Again, since s is arbitrary it follows that

$$\sum_{n \in \mathbb{N}} \Sigma^n \subseteq \Sigma^* \quad (1.3)$$

and the theorem follows. \diamond

Definition 6 (Concatenation). Suppose that $s \in \Sigma^m$ and $t \in \Sigma^n$ are strings over some alphabet. The *concatenation* of s and t written $s \cdot t$ or st , is the string formed by letting the sequence of symbols in s be followed by the sequence of symbols in t , i.e.

$$s \cdot t = a_1 a_2 \dots a_m \cdot b_1 b_2 \dots b_n = a_1 a_2 \dots a_m b_1 b_2 \dots b_n = st \in \Sigma^{m+n} \quad (1.4)$$

We note that $s \cdot \varepsilon = \varepsilon \cdot s = s$. Hence ε is the identity element under concatenation. We also note that if $s \in \Sigma^*$ and $t \in \Sigma^*$ then $st \in \Sigma^*$, and hence Σ^* is closed under string concatenation.

Theorem 2 (Associative law). *Let $s \in \Sigma^k$, $t \in \Sigma^m$ and $u \in \Sigma^n$, then*

$$s \cdot (t \cdot u) = (s \cdot t) \cdot u \quad (1.5)$$

Proof. It follows directly from the definition that

$$\begin{aligned}
s \cdot (t \cdot u) &= a_1 a_2 \dots a_k \cdot (b_1 b_2 \dots b_m \cdot c_1 c_2 \dots c_n) \\
&= a_1 a_2 \dots a_k b_1 b_2 \dots b_m c_1 c_2 \dots c_n \\
&= (a_1 a_2 \dots a_k \cdot b_1 b_2 \dots b_m) \cdot c_1 c_2 \dots c_n \\
&= (s \cdot t) \cdot u
\end{aligned} \tag{1.6}$$

◇

Definition 7. (Substring) Suppose that s, t, u, v are strings such that $s = tuv$, then u is called a *substring* of s . Further, if at least one of t and v is not ε then u is called a *proper substring* of s .

Definition 8. (Prefix) Suppose that s, t, u are strings such that $s = tu$, then t is called a *prefix* of s . Further, t is called a *proper prefix* of s if $u \neq \varepsilon$,

Definition 9. (Suffix) Suppose that s, t, u are strings such that $s = tu$, then u is called a *suffix* of s . Further, u is called a *proper suffix* of s if $t \neq \varepsilon$

1.2 Languages

Definition 10 (Language). A language L over some alphabet Σ is a subset of Σ^* , i.e. $L \subseteq \Sigma^*$.

Since languages are sets of strings, all set operations can be applied to languages, and we will still have a language. So we can use e.g. union, intersection and complement to create new languages. The complement of a language over Σ is with respect to Σ^* , i.e. $L' = \Sigma^* \setminus L$.

Some useful properties of sets that we leave without proofs¹ are as follows.

Proposition 1. Let P, Q and R be sets.

$$P + P = P \quad P \times P = P \tag{1.7}$$

$$P + \emptyset = P \quad P \times \emptyset = \emptyset \tag{1.8}$$

$$P + Q = Q + P \quad P \times Q = Q \times P \tag{1.9}$$

$$P + (Q + R) = (P + Q) + R \tag{1.10}$$

$$P \times (Q \times R) = (P \times Q) \times R \tag{1.11}$$

$$P + (Q \times R) = (P + Q) \times (P + R) \tag{1.12}$$

$$P \times (Q + R) = (P \times Q) + (P \times R) \tag{1.13}$$

¹Proofs can be found in any textbook on basic set theory, abstract algebra, logic, or discrete mathematics.

Proposition 2. We also state the well known De Morgan's Laws.

$$(P + Q)' = P' \times Q' \quad (1.14)$$

$$(P \times Q)' = P' + Q' \quad (1.15)$$

Definition 11 (Concatenation). Let L_1 and L_2 be languages. The *concatenation* of L_1 and L_2 , written $L_1 \cdot L_2$, or $L_1 L_2$ is defined by

$$L_1 L_2 = \{s \cdot t = st : s \in L_1, t \in L_2\}. \quad (1.16)$$

Hence the concatenation of two languages is formed by concatenating all strings in the first language with all strings in the second.

Theorem 3 (Laws of concatenation).

$$L_1 \cdot \emptyset = \emptyset \cdot L_1 = \emptyset \quad \text{nullify law} \quad (1.17)$$

$$L_1(L_2 L_3) = (L_1 L_2)L_3 \quad \text{associative law} \quad (1.18)$$

$$L_1(L_2 \star L_3) = L_1 L_2 \star L_1 L_3 \quad \text{distributive law} \quad (1.19)$$

where \star denotes either union or intersection.

Proof. The nullify law follows directly from the definition.

$$L_1 \cdot \emptyset = \{s \cdot t : s \in L_1, t \in \emptyset\} = \emptyset \quad (1.20)$$

$$\emptyset \cdot L_1 = \{s \cdot t : s \in \emptyset, t \in L_1\} = \emptyset \quad (1.21)$$

The associative law follows from the definition and the associative law for strings,

$$\begin{aligned} L_1(L_2 L_3) &= \{s \cdot (t \cdot u) : s \in L_1, t \in L_2, u \in L_3\} \\ &= \{(s \cdot t) \cdot u : s \in L_1, t \in L_2, u \in L_3\} = (L_1 L_2)L_3. \end{aligned} \quad (1.22)$$

Likewise, for the distributive law we have,

$$\begin{aligned} L_1(L_2 \star L_3) &= \{st : s \in L_1, t \in L_2 \star L_3\} \\ &= \{st : st \in L_1 L_2 \star L_1 L_3\} = L_1 L_2 \star L_1 L_3 \end{aligned} \quad (1.23)$$

◇

Similar to operations on alphabets, we also define exponentiation, or powers of a language, and the Kleene closure of a language.

Definition 12 (Exponentiation). Let L be a language. The *exponentiation* or powers of L is defined by

1. $L^0 = \{\varepsilon\}$
2. $L^{n+1} = L^n L \quad n \in \mathbb{N}$

Definition 13 (Kleene closure). Let L be a language. L^* is defined by

1. $\varepsilon \in L^*$
2. For any $s \in L^*$ and $t \in L$, $st \in L^*$
3. Nothing else is in L^*

As will be clear from Theorem 6, L^* is the concatenation of zero or more strings from L . We also note that L^* is closed under string concatenation, hence the name.

1.3 Properties of the Kleene closure

Note that these properties are valid for all languages over a finite alphabet Σ , specifically they are valid for Σ^1 .

Theorem 4. For any $n \in \mathbb{N}$

$$L^n \subseteq L^* \quad (1.24)$$

Proof. The proof is by induction over n . Since $L^0 = \{\varepsilon\}$, by definition, and $\varepsilon \in L^*$ then $L^0 \subseteq L^*$. Assume that (1.24) holds for $n = k$, and let $s \in L^{k+1}$. Then by definition there exist $t \in L^k \subseteq L^*$, $u \in L$ such that $s = tu$. But then $s \in L^*$ by the second step in the definition of L^* . Thus we have that $L^{k+1} \subseteq L^*$ and the theorem follows. \diamond

Theorem 5.

$$L^* = \sum_{n \in \mathbb{N}} L^n \quad (1.25)$$

Proof. Let $s \in \sum_{n \in \mathbb{N}} L^n$. Then $s \in L^k$ for some $k \in \mathbb{N}$. By Theorem 4 we have that $L^k \subseteq L^*$. Since s is arbitrary, it follows that

$$\sum_{n \in \mathbb{N}} L^n \subseteq L^* \quad (1.26)$$

The proof of the reverse relation is by induction. By definition $\varepsilon \in L^*$ and $\varepsilon \in L^0$. Assume that for some $s \in L^*$ it also holds that $s \in \sum_{n \in \mathbb{N}} L^n$. Then $s \in L^k$ for some $k \in \mathbb{N}$. Let $t \in L$, then $st \in L^*$ by definition. But then also $st \in L^{k+1}$ by definition of L^n . Therefore $st \in \sum_{n \in \mathbb{N}} L^n$. It follows that

$$L^* \subseteq \sum_{n \in \mathbb{N}} L^n \quad (1.27)$$

and the theorem follows. \diamond

Theorem 6 (Extraction).

$$L^* = \{\varepsilon\} + LL^* \quad (1.28)$$

Proof. Let $s \in L^*$. By the proof of Theorem 5 it is clear that $s \in L^k$ for some $k \in \mathbb{N}$. If $k = 0$ then $s = \varepsilon$ and $s \in \{\varepsilon\} + LL^*$. Now, assume $k > 0$, then $s \in LL^{k-1} \subseteq LL^*$ again by Theorem 5. Since s is arbitrary it follows that

$$L^* \subseteq \{\varepsilon\} + LL^* \quad (1.29)$$

Conversely, let $s \in \{\varepsilon\} + LL^*$. If $s = \varepsilon$, then $s \in L^*$. Assume $s \in LL^*$. Again by the proof of Theorem 5 it is clear that $s \in LL^{k-1} = L^k$ for some $k \in \mathbb{N}$. By Theorem 4 $L^k \subseteq L^*$. Hence, since s is arbitrary we have that

$$\{\varepsilon\} + LL^* \subseteq L^* \quad (1.30)$$

and the theorem follows. \diamond

Corollary 1. *If $\varepsilon \in L$ then $L^* = LL^*$.*

Theorem 7 (Jumping star).

$$LL^* = L^*L \quad (1.31)$$

Proof. By Theorem 5 we have

$$LL^* = L \sum_{n \in \mathbb{N}} L^n = \sum_{n \in \mathbb{N}} L^{n+1} = \sum_{n \in \mathbb{N}} L^n L = L^*L. \quad (1.32)$$

\diamond

Theorem 8 (Idempotence).

$$L^* = (L^*)^* \quad (1.33)$$

Proof. Let $K = L^*$, then by Theorem 4 we have that

$$L^* = K \subseteq K^* = (L^*)^* \quad (1.34)$$

We prove the converse relation $(L^*)^* \subseteq L^*$ as follows:

Let $s \in K^* = (L^*)^*$. By Theorem 5 $K^* = \sum_{n \in \mathbb{N}} K^n$, and $s \in K^m$ for some $m \in \mathbb{N}$. Thus $s = t_1 t_2 \dots t_m$ with $t_i \in K, 1 \leq i \leq m$. However, since $K = L^*$ it means that $t_i \in L^*$, and therefore for each i , $t_i \in L^{j_i}$ for some $j_i \in \mathbb{N}$. Hence $s \in L^{j_1} L^{j_2} \dots L^{j_m} \subseteq L^*$. Since $s \in (L^*)^*$ is arbitrary, $(L^*)^* \subseteq L^*$, and the theorem follows. \diamond

Corollary 2 (Absorbion). $L^* = L^*L^*$ since $L^* = (L^*)^* = \{\varepsilon\} + L^*(L^*)^* = L^*(L^*)^* = L^*L^*$

The following theorem², known as Arden's Rule or Arden's Lemma[3], gives us a way to exchange a recurrence for the closure operation.

Theorem 9 (Arden's Rule). *Let $L_1 \subseteq \Sigma^*$, $L_2 \subseteq \Sigma^*$ and $X \subseteq \Sigma^*$ be languages. The equation*

$$X = L_1X + L_2 \quad (1.35)$$

has a solution

$$X = L_1^*L_2. \quad (1.36)$$

Furthermore, if $\varepsilon \notin L_1$ then this solution is unique.

Proof. It is easy to verify that $X = L_1^*L_2$ satisfies the equation. For the left-hand side we trivially have $X = L_1^*L_2$. For the right-hand side we have

$$L_1X + L_2 = L_1L_1^*L_2 + L_2 = (L_1L_1^* + \varepsilon)L_2 = L_1^*L_2. \quad (1.37)$$

In order to establish uniqueness we expand the right-hand side by recursively putting in the value of X over and over again.

$$\begin{aligned} X &= L_1X + L_2 \\ &= L_1(L_1X + L_2) + L_2 \\ &= L_1(L_1(L_1X + L_2) + L_2) + L_2 \\ &\vdots \\ &= L_1^{n+1}X + L_1^nL_2 + L_1^{n-1}L_2 + \cdots + L_1L_2 + L_2 \\ &= L_1^{n+1}X + (L_1^n + L_1^{n-1} + \cdots + L_1 + \varepsilon)L_2 \\ &= L_1^{n+1}X + \left(\sum_{k=0}^n L_1^k\right)L_2 \end{aligned}$$

where n is arbitrary. Now, let $s \in X$, and we can assume that $|s| = m$. Substituting m for n in the above equation we get

$$X = L_1^{m+1}X + \left(\sum_{k=0}^m L_1^k\right)L_2. \quad (1.38)$$

Given that $\varepsilon \notin L_1$ we have $s \notin L_1^{m+1}X$ since the length of the shortest string contained in $L_1^{m+1}X$ will be at least $m+1$. But $s \in X$ by choice, therefore $s \in \left(\sum_{k=0}^m L_1^k\right)L_2$.

Conversely, let $s \in L_1^*L_2$, then there must be an m such that $s \in \left(\sum_{k=0}^m L_1^k\right)L_2$, but then $s \in L_1^{m+1}X + \left(\sum_{k=0}^m L_1^k\right)L_2 = X$. \diamond

²This is an adaption. In his original paper Arden proved the statement for $X = XL_1 + L_2$. The proof given here is an adaption of the proof given by Verma [18].

Example 1. If the condition that $\varepsilon \notin L_1$ does not hold in Arden's Rule, i.e. $\varepsilon \in L_1$, it is easy to find other solutions, e.g. Σ^* being one.

$$L_1\Sigma^* + L_2 = [s \in L_1 \Rightarrow L_1\Sigma^* = \Sigma^*] = \Sigma^* + L_2 = \Sigma^*$$

◆

1.4 Nullable languages and the nullify function

Definition 14 (Nullable). A language L is said to be *nullable* if $\varepsilon \in L$, and we define the *nullify* function ν by

$$\nu(L) = \begin{cases} \{\varepsilon\} & \text{if } \varepsilon \in L \\ \emptyset & \text{if } \varepsilon \notin L \end{cases} \quad (1.39)$$

It is clear from the definition that

$$\nu(\emptyset) = \emptyset \quad (1.40)$$

$$\nu(\{\varepsilon\}) = \{\varepsilon\} \quad (1.41)$$

$$\nu(L^*) = \{\varepsilon\} \quad (1.42)$$

Theorem 10. Let L , L_1 and L_2 be languages. Then

$$\nu(L_1 + L_2) = \nu(L_1) + \nu(L_2) \quad (1.43)$$

$$\nu(L_1 \times L_2) = \nu(L_1) \times \nu(L_2) \quad (1.44)$$

$$\nu(L_1 L_2) = \nu(L_1) \nu(L_2) \quad (1.45)$$

$$\nu(L') = \begin{cases} \{\varepsilon\} & \text{if } \nu(L) = \emptyset \\ \emptyset & \text{if } \nu(L) = \{\varepsilon\} \end{cases} \quad (1.46)$$

Proof. They all follow easily from the definition and noting the different cases when the languages contain or do not contain ε . ◆

1.5 Derivatives

The main point in this section will be to derive a criterion to decide whether a string is contained in a language or not.

Definition 15 (String derivative). The *derivative* of a language $L \subseteq \Sigma^*$ with respect to a string $s \in \Sigma^*$ is defined to be

$$\partial_s L = \{t : s \cdot t \in L\} \quad (1.47)$$

The following theorem gives us a way to calculate the derivative recursively.[4, Theorem 3.2]

Theorem 11.

$$\partial_\varepsilon L = L \quad (1.48)$$

$$\partial_{sa} L = \partial_a(\partial_s L) \quad s \in \Sigma^*, a \in \Sigma^1 \quad (1.49)$$

Proof. Both properties are immediate from the definition. \diamond

Theorem 12. Rules [4, Theorem 3.1] for computing the derivative with respect to a string $a \in \Sigma^1$.

$$\partial_a \emptyset = \emptyset \quad (1.50)$$

$$\partial_a \{\varepsilon\} = \emptyset \quad (1.51)$$

$$\partial_a \{a\} = \{\varepsilon\} \quad (1.52)$$

$$\partial_a \{b\} = \emptyset \text{ for } a \neq b \in \Sigma^1 \quad (1.53)$$

$$\partial_a(L_1 + L_2) = \partial_a L_1 + \partial_a L_2 \quad (1.54)$$

$$\partial_a(L_1 \times L_2) = \partial_a L_1 \times \partial_a L_2 \quad (1.55)$$

$$\partial_a(L_1 \cdot L_2) = \partial_a L_1 \cdot L_2 + \nu(L_1) \cdot \partial_a L_2 \quad (1.56)$$

$$\partial_a(L^*) = \partial_a L \cdot L^* \quad (1.57)$$

$$\partial_a(L') = (\partial_a L)' \quad (1.58)$$

Proof. We proof each equation in turn.

$$(1.50) \quad \partial_a \emptyset = \{s : a \cdot s \in \emptyset\} = \emptyset$$

$$(1.51) \quad \partial_a \{\varepsilon\} = \{s : a \cdot s \in \{\varepsilon\}\} = \emptyset$$

$$(1.52) \quad \partial_a \{a\} = \{s : a \cdot s \in \{a\}\} = \{\varepsilon\}$$

$$(1.53) \quad \partial_a \{b\} = \{s : a \cdot s \in \{b\}\} = \emptyset \text{ since } a \neq b.$$

$$(1.54)$$

$$\begin{aligned} \partial_a(L_1 + L_2) &= \{s : a \cdot s \in (L_1 + L_2)\} \\ &= \{s : a \cdot s \in L_1\} + \{t : a \cdot t \in L_2\} = \partial_a L_1 + \partial_a L_2 \end{aligned}$$

$$(1.55)$$

$$\begin{aligned} \partial_a(L_1 \times L_2) &= \{s : a \cdot t \in (L_1 \times L_2)\} \\ &= \{s : a \cdot s \in L_1\} \times \{t : a \cdot t \in L_2\} = \partial_a L_1 \times \partial_a L_2 \end{aligned}$$

(1.56) Let $L_1 = \nu(L_1) + L_0$ where $\nu(L_0) = \emptyset$. Then

$$\begin{aligned}
\partial_a(L_1 \cdot L_2) &= \{s : a \cdot s \in (\nu(L_1) + L_0) \cdot L_2\} \\
&= \{s : a \cdot s \in \nu(L_1) \cdot L_2\} + \{t : a \cdot t \in L_0 \cdot L_2\} \\
&= \nu(L_1) \cdot \partial_a L_2 + \{t_0 \cdot t_2 : a \cdot t_0 \in L_0, t_2 \in L_2\} \\
&= \nu(L_1) \cdot \partial_a L_2 + \{t_0 : a \cdot t_0 \in L_0\} \cdot L_2 \\
&= \nu(L_1) \cdot \partial_a L_2 + \partial_a L_0 \cdot L_2
\end{aligned}$$

But $\partial_a L_1 = \partial_a(\nu(L_1) + L_0) = \partial_a \nu(L_1) + \partial_a L_0 = \partial_a L_0$. Hence, we have

$$\partial_a(L_1 \cdot L_2) = \nu(L_1) \cdot \partial_a L_2 + \partial_a L_0 \cdot L_2 = \nu(L_1) \cdot \partial_a L_2 + \partial_a L_1 \cdot L_2,$$

which is equation (1.56)

(1.57) Assume that

$$\partial_a(L^k) = \partial_a(L)L^{k-1} \text{ for } k \geq 1. \quad (1.59)$$

Then

$$\begin{aligned}
\partial_a(L^*) &= \partial_a \sum_{k \in \mathbb{N}} L^k = \partial_a(L^0) + \sum_{\substack{k \in \mathbb{N} \\ k \neq 0}} \partial_a(L^k) \\
&= \emptyset + \sum_{\substack{k \in \mathbb{N} \\ k \neq 0}} \partial_a(L)L^{k-1} = \partial_a(L) \sum_{k \in \mathbb{N}} L^k = \partial_a(L)L^* \quad (1.60)
\end{aligned}$$

Which is (1.57). Now in order to prove (1.59) we note that it is trivially true for $k = 1$. Assume that it holds for $k = m$, then

$$\partial_a(L^{m+1}) = \partial_a(L)L^m + \nu(L)\partial_a(L^m) = \partial_a(L)L^m + \nu(L)\partial_a(L)L^{m-1}$$

Thus, there are two cases.

$$\begin{aligned}
\nu(L) = \emptyset &\Rightarrow \partial_a(L^{m+1}) = \partial_a(L)L^m \\
\nu(L) = \{\varepsilon\} &\Rightarrow \partial_a(L^{m+1}) = \partial_a(L)L^m + \partial_a(L)L^{m-1} = \partial_a(L)L^m
\end{aligned}$$

The last equality follows from the fact that $L^{m-1} \subseteq L^m$ when $\varepsilon \in L$. Hence, (1.59) holds and we are done.

(1.58) We note that

$$\partial_a(L) + \partial_a(L') = \partial_a(L + L') = \partial_a \Sigma^* = \partial_a(\Sigma^1) \Sigma^* = \Sigma^* \quad (1.61)$$

and that

$$\partial_a(L) \times \partial_a(L') = \partial_a(L \times L') = \partial_a \emptyset = \emptyset \quad (1.62)$$

These two equations taken together gives

$$\partial_a(L') = (\partial_a L)' \quad (1.63)$$

◇

Theorem 13. *Let L be a language, then [4, Theorem 4.2]*

$$s \in L \Leftrightarrow \varepsilon \in \partial_s L \quad (1.64)$$

Proof. If $\varepsilon \in \partial_s L$ then, by Definition 15, $s \cdot \varepsilon \in L$. Conversely, if $s \in L$, then $s \cdot \varepsilon \in L$ and $\varepsilon \in \partial_s L$, again by Definition 15. ◇

What Theorem 13 says, is that deciding if $s \in L$ is equivalent to deciding if $\varepsilon \in \partial_s L$. In section 3.1 the following corollary will prove useful in order to build efficient recognizers for a particular class of languages.

Corollary 3. $\nu(\partial_s L) = \{\varepsilon\} \Leftrightarrow s \in L$

Theorem 14. *Any language L can be written in the form*

$$L = \nu(L) + \sum_{a \in \Sigma^1} \{a\} \partial_a L \quad (1.65)$$

where the terms are disjoint. [4, Theorem 4.4]

Proof. First L may or may not contain ε . This is taken care of by $\nu(L)$. If L contains a string s , that string must begin with a prefix $a \in \Sigma^1$. In view of the definition of derivative, the set $\{a\} \partial_a L$ is exactly the set of strings in L with prefix a . The terms in the sum are obviously disjoint, for a string in one term begin with a prefix in Σ^1 different from those in another term. ◇

1.6 Derivative classes

Definition 16 (Distinguishing extension). Let $L \subseteq \Sigma^*$ be a language, and $s, t \in \Sigma^*$ strings. A *distinguishing extension* is a string $u \in \Sigma^*$ such that either $su \in L$ or $tu \in L$, but not both.

Definition 17. Define the relation \equiv_L , “ L -equivalent”, or “equivalent with respect to L ”, on strings by the rule

$$s \equiv_L t \Leftrightarrow \{u : su \in L\} = \{u : tu \in L\}, \quad (1.66)$$

i.e. $s \equiv_L t$ if there is no distinguishing extension for s and t . For future reference we note that by Definition 15

$$s \equiv_L t \Leftrightarrow \partial_s L = \partial_t L \quad (1.67)$$

Theorem 15. \equiv_L is an equivalence relation.

Proof. We need to show that \equiv_L has the three properties of an equivalence relation.

Reflexive: \equiv_L is reflexive, since

$$\partial_s L = \partial_s L \Leftrightarrow s \equiv_L s \quad (1.68)$$

Symmetric: It is also symmetric since

$$s \equiv_L t \Leftrightarrow \partial_s L = \partial_t L \Leftrightarrow \partial_t L = \partial_s L \Leftrightarrow t \equiv_L s \quad (1.69)$$

Transitive: Suppose $r \equiv_L s$ and $s \equiv_L t$, then $r \equiv_L t$ holds, since

$$r \equiv_L s \Leftrightarrow \partial_r L = \partial_s L = \partial_t L \Leftrightarrow r \equiv_L t \quad (1.70)$$

We will denote the equivalence class of a string s by $[s]_{\equiv_L} = \{t : s \equiv_L t\}$ or simply $[s]$ when it is clear from the context which relation we are talking about. \diamond

Corollary 4.

$$[s]_{\equiv_L} = \{t : \partial_s L = \partial_t L\} \quad (1.71)$$

In the special case when $|s| = 1$, i.e. $s = a \in \Sigma^1$ we have

$$[a]_{\equiv_L} = \{b : \partial_a L = \partial_b L, b \in \Sigma^1\} \quad (1.72)$$

and we can write equation (1.65) as

$$L = \nu(L) + \sum_{a_k} [a_k] \partial_{a_k} L \quad (1.73)$$

where all $\partial_{a_k} L$ are disjoint and $[a_k]$ is the partitioning of Σ^1 by the \equiv_L relation.

Definition 18 (Derivative class). We call $[s]_{\equiv_L}$ the *derivative class* of L with respect to s .

Derivative classes can be useful. If we somehow know $[s]_{\equiv_L}$, equation (1.71) tells us that by calculating $\partial_s L$ we know the derivative $\partial_t L$ for all $t \in [s]_{\equiv_L}$. This property will come handy in section 4.4.2 where we try to optimize the construction of recognizers for a particular class of languages.

We end this section with a theorem regarding equivalence and composed languages. [12, Lemma 4.1]

Theorem 16. *Let L_1 and L_2 be languages over some alphabet Σ , and let s and t be strings such that $s \equiv_{L_1} t$ and $s \equiv_{L_2} t$ then the following equations hold:*

$$s \equiv_{L_1 L_2} t \quad (1.74)$$

$$s \equiv_{L_1 + L_2} t \quad (1.75)$$

$$s \equiv_{L_1 \times L_2} t \quad (1.76)$$

$$s \equiv_{L_1^*} t \quad (1.77)$$

$$s \equiv_{L_1'} t \quad (1.78)$$

Proof. We prove equation (1.74), the others follow by similar arguments. By equation (1.67) we have $s \equiv_{L_1} t \Leftrightarrow \partial_s L_1 = \partial_t L_1$ and $s \equiv_{L_2} t \Leftrightarrow \partial_s L_2 = \partial_t L_2$. Hence

$$\begin{aligned} \partial_s(L_1 L_2) &= \partial_s(L_1)L_2 + \nu(L_1)\partial_s(L_2) \\ &= \partial_t(L_1)L_2 + \nu(L_1)\partial_t(L_2) \\ &= \partial_t(L_1 L_2) \end{aligned} \quad (1.79)$$

Thus

$$\partial_s(L_1 L_2) = \partial_t(L_1 L_2) \Leftrightarrow s \equiv_{L_1 L_2} t \quad (1.80)$$

◇

Chapter 2

Regular Languages

We will now turn our interest to a special class of languages, called regular languages. Regular languages are important in many applications as they form the building blocks of more advanced languages.

Definition 19 (Regular language). Let Σ be an alphabet. A *regular language* over Σ is defined recursively by

1. \emptyset and $\{\varepsilon\}$ are regular languages.
2. For each $a \in \Sigma^1$, $\{a\}$ is a regular language.
3. If R is a regular language, then R^* is a regular language.
4. If R_1 and R_2 are regular languages, then so is R_1R_2 and $R_1 + R_2$.
5. No other languages over Σ are regular.

Theorem 17. *If R is a regular language over Σ , then so is $\partial_s R$ with respect to any string $s \in \Sigma^*$. [4, Theorem 4.1]*

Proof. It is clear from Theorem 11 that $\partial_\varepsilon R$ is regular, and that $\partial_s R$ is regular if $\partial_a R$ is regular for $a \in \Sigma^1$. The proof of Theorem 12 shows that $\partial_a R$ is regular, since only a finite number of regular operations are needed to calculate the derivative. \diamond

2.1 Characteristic equations

In this section we will derive a set of equations, called the characteristic equations, for a regular language R . This in turn will help us in the next section, where we extend the set of operators in regular languages, and prove that regular languages are closed under complement, and therefore under intersection and other Boolean set operators as well.

Theorem 18. *Every regular language R has a finite number d_R of different derivatives.* [4, Theorem 4.3 a)]

Proof. The proof is by induction over the number n of regular operators. The theorem is true for R with $n = 0$ since, with $a \in \Sigma^1$,

$$\begin{aligned}\partial_s \emptyset &= \emptyset \text{ for all } s \in \Sigma^* \\ \partial_\varepsilon \{\varepsilon\} &= \{\varepsilon\} \text{ and } \partial_s \{\varepsilon\} = \emptyset \text{ for all } s \in \Sigma^*, s \neq \varepsilon \\ \partial_\varepsilon \{a\} &= \{a\}. \partial_a \{a\} = \{\varepsilon\}. \partial_s \{a\} = \emptyset \text{ for all } s \in \Sigma^*, s \neq \varepsilon, a\end{aligned}$$

Hence we have $d_\emptyset = 1$, $d_\varepsilon = 2$, and $d_a = 3$.

Assume that every regular language constructed with n or fewer operators has a finite number of different derivatives. If R is a language constructed with $n + 1$ operators, there are three cases.

Case 1: $R = R_1 + R_2$. We have $\partial_s R = \partial_s R_1 + \partial_s R_2$. Thus $d_R \leq d_{R_1} d_{R_2}$.

Case 2: $R = R_1 R_2$. Let $s = a_1 a_2 \dots a_k$. Then

$$\begin{aligned}\partial_{a_1} R &= \partial_{a_1} (R_1) R_2 + \nu(R_1) \partial_{a_1} R_2. \\ \partial_{a_1 a_2} R &= \partial_{a_1 a_2} (R_1) R_2 + \nu(\partial_{a_1} R_1) \partial_{a_2} R_2 + \nu(R_1) \partial_{a_1 a_2} R_2.\end{aligned}$$

In general the derivative with respect to a string s , $|s| = k$ will have the form

$$\begin{aligned}\partial_{a_1 a_2 \dots a_k} R &= \partial_{a_1 a_2 \dots a_k} (R_1) R_2 + \nu(\partial_{a_1 a_2 \dots a_{k-1}} R_1) \partial_{a_k} R_2 + \dots \\ &\quad + \nu(\partial_{a_1} R_1) \partial_{a_2 \dots a_k} R_2 + \nu(R_1) \partial_{a_1 a_2 \dots a_k} R_2\end{aligned} \quad (2.1)$$

Thus $\partial_s R$ is the sum of $\partial_s (R_1) R_2$ and at most k derivatives of R_2 . Therefore, if there are d_{R_1} derivatives of R_1 and d_{R_2} derivatives of R_2 , there can be at most $d_R \leq d_{R_1} 2^{d_{R_2}}$ different derivatives of R .

Case 3: $R = R_0^*$. Let us study the derivatives of R_0^* .

$$\begin{aligned}\partial_{a_1} R_0^* &= \partial_{a_1} (R_0) R_0^* \\ \partial_{a_1 a_2} R_0^* &= \partial_{a_1 a_2} (R_0) R_0^* + \nu(\partial_{a_1} R_0) \partial_{a_2} R_0^* \\ &= \partial_{a_1 a_2} (R_0) R_0^* + \nu(\partial_{a_1} R_0) \partial_{a_2} (R_0) R_0^* \\ &\vdots\end{aligned}$$

It is clear that $\partial_s R$ will be a sum of terms on the form $\partial_t (R_0) R_0^*$. If R_0 has d_{R_0} different derivatives, then R will have at most $d_R \leq 2^{d_{R_0}}$ different derivatives. \diamond

Theorem 19. *Any language L that has a finite number d_L of different derivatives is regular.*

Before we give the proof we need to show two other results for languages with a finite number of different derivatives.

Theorem 20. *Let L be a language with a finite number d_L of different derivatives. Then each of the different derivatives occurs at least once [4, Theorem 4.3 b)] among the derivatives with respect to strings $s \in \sum_{k=0}^{d_L-1} \Sigma^k$, i.e. $s \in \Sigma^*$ such that $|s| \leq d_L - 1$. These are called the characteristic derivatives of L .*

Proof. Let a_1, a_2, \dots, a_n be some enumeration of the symbols in Σ . We can now arrange the strings of Σ^* according to their length and content, starting with $\varepsilon, a_1, a_2, \dots, a_n, a_1a_1, a_1a_2, \dots, a_1a_n, \dots$.

The derivatives are now found by taking the derivatives of L with respect to the strings in the above order, i.e. $\partial_\varepsilon L, \partial_{a_1} L, \partial_{a_2} L, \dots$. If no new derivatives are found for strings s with $|s| = k$, the process terminates. For, if no new derivative is found for $|s| = k$, then every $\partial_s L$ is equal to another derivative $\partial_t L$ with $|t| < k$. Consider $\partial_{sa} L = \partial_a(\partial_s L) = \partial_a(\partial_t L) = \partial_{ta} L$, where $a \in \Sigma^1$ and $|ta| < k + 1$. Hence every derivative with respect to a string sa , $|sa| = k + 1$ will be equal to some derivative with respect to a string ta , $|ta| < k + 1$. Therefore, if no new derivatives are found for $|s| = k$, no new derivatives will be found for $|s| = k + 1$, and the process can be terminated. \diamond

Theorem 21. *Let L be a language with a finite number d_L of different derivatives. The relationship between the d_L characteristic derivatives of L can be represented by a unique set of d_L equations of the form*

$$\partial_s L = \nu(\partial_s L) + \sum_{a \in \Sigma^1} \{a\} \partial_{ta} L, \quad (2.2)$$

where $\partial_s L$ is a characteristic derivative and $\partial_{ta} L$ is a characteristic derivative equal to $\partial_{sa} L$. Such equations will be called the characteristic equations of L .

Proof. The theorem follows directly from Theorem 14 and Theorem 20. \diamond

We are now ready to give the proof of Theorem 19 [4, Theorem 4.7].

Proof of Theorem 19. Since L has a finite number of derivatives, L has a set of characteristic equations. Assume that $\partial_s L$ is the last characteristic

derivative, then

$$\begin{aligned}
\partial_s L &= \nu(\partial_s L) + \sum_{a \in \Sigma^1} \{a\} \partial_{t_a} L \\
&= \underbrace{\nu(\partial_s L) + \sum_{a \in \Sigma^1 \setminus S} \{a\} \partial_{t_a} L}_{L_2} + \underbrace{\sum_{a \in S} \{a\} \partial_s L}_{L_1} \\
&= L_1 \partial_s L + L_2
\end{aligned} \tag{2.3}$$

where $S = \{a : \partial_s L = \{a\} \partial_s L, a \in \Sigma^1\}$, and t_a are previous characteristic derivatives, i.e. we have split the terms in a recursive part, and a part consisting of previous derivatives. Obviously $\nu(L_1) = \emptyset$, and we can apply Arden's rule (Theorem 9) to equation (2.3), we get

$$\partial_s L = L_1^* L_2 = \left(\sum_{a \in S} \{a\} \right)^* \left(\nu(\partial_s L) + \sum_{a \in \Sigma^1 \setminus S} \{a\} \partial_{t_a} L \right) \tag{2.4}$$

Thus, we can express the last characteristic derivative in terms of previous ones. The solution for this last derivative can then be substituted for in the first $d_L - 1$ equations, reducing the number of equations by 1. This process of elimination can then be repeated until the set of equations is solved for $\partial_\varepsilon L = L$. This elimination also shows that L is regular. All the coefficients in (2.4) are regular, therefore the solution for L will be an expression formed entirely of regular operations. \diamond

Corollary 5. *The set of characteristic equations can be solved for uniquely.*

Theorem 22 (Myhill-Nerode). *A language R is regular if, and only if, it has a finite number of different derivatives.*

Proof. Immediate from Theorem 18 and Theorem 19 \diamond

As we will see in section 2.3 Theorem 22 is the Myhill-Nerode theorem formulated in terms of derivatives.

Why are the characteristic equations called characteristic? Because they give information about the structure of the strings that are part of the language. They characterize what strings are part of the language, what substrings of those strings are repeatable, and what a valid prefix and/or postfix look like. If $s \in \Sigma^*$ then $\nu(\partial_s R)$ determines if $s \in R$, and the other terms describe what can follow s , expressed in terms of the characteristic derivatives.

Example 2. Suppose that $t \in R$, then $\nu(\partial_t R) = \{\varepsilon\}$ by Corollary 3. It follows from Theorem 18 that there exist a characteristic derivative $\partial_s R$ such that $\partial_t R = \partial_s R$. But then $\nu(\partial_s R) = \{\varepsilon\}$ in (2.2) for that particular derivative. Thus, if $\nu(\partial_s R) = \{\varepsilon\}$ for some characteristic derivative, then $\{t : \partial_t R = \partial_s R\} \subseteq R$. \blacklozenge

Example 3. Study equation (2.4). $\partial_s R$ is the set of strings in R with prefix s . Suppose $\nu(\partial_s R) = \{\varepsilon\}$, then $s \in R$ by Theorem 13. Now, let $t \in L_1^*$, then

$$\begin{aligned} \partial_{st} R &= \partial_t \partial_s R = \partial_t(L_1^* L_2) = \partial_t(L_1^* L_1^* L_2) \\ &= \partial_t(L_1^*) L_1^* L_2 + \text{rest} = \partial_t(L_1^*) \partial_s R + \text{rest} \end{aligned} \quad (2.5)$$

But then

$$\nu(\partial_{st} R) = \nu(\partial_t(L_1^*) \partial_s R + \text{rest}) = \nu(\partial_t(L_1^*)) \nu(\partial_s R) + \nu(\text{rest}) \quad (2.6)$$

Now, $\nu(\partial_t L_1^*) = \{\varepsilon\}$ since $t \in L_1^*$ by choice. Also, $\nu(\partial_s R) = \{\varepsilon\}$, and $\nu(\text{rest})$ is either $\{\varepsilon\}$ or \emptyset . Thus, $\nu(\partial_{st} R) = \{\varepsilon\} \Leftrightarrow st \in R$. So, in this case, since $s \in R$, every string st with $t \in L_1^*$ will also be in R . \blacklozenge

2.2 Extending the operator set

We are now ready to prove that regular languages are, in fact, closed under all Boolean operations.

Theorem 23 (Complement). *If R is a regular language, then so is its complement R' , and $d_{R'} = d_R$.*

Proof. By Theorem 22 R has d_R characteristic equations

$$\partial_s R = \nu(\partial_s R) + \sum_{a \in \Sigma^1} \{a\} \partial_{ta} R. \quad (2.7)$$

Take

$$\partial_s R = \overline{\nu(\partial_s R)} + \sum_{a \in \Sigma^1} \{a\} \partial_{ta} R, \quad (2.8)$$

where

$$\overline{\nu(\partial_s R)} = \begin{cases} \{\varepsilon\} & \text{if } \nu(\partial_s R) = \emptyset \\ \emptyset & \text{if } \nu(\partial_s R) = \{\varepsilon\} \end{cases} \quad (2.9)$$

to be the set of characteristic equations for a regular language \bar{R} . That is, with $\nu(\partial_s \bar{R}) = \overline{\nu(\partial_s R)}$, and the rest of the coefficients the same,

$$\partial_s \bar{R} = \nu(\partial_s \bar{R}) + \sum_{a \in \Sigma^1} \{a\} \partial_{ta} \bar{R}. \quad (2.10)$$

By Corollary 5 equations (2.10) can be solved for \bar{R} uniquely.

Let $t \in R$, then by Theorem 18 and Theorem 20 there exists a characteristic derivative $\partial_s R$ such that $\partial_t R = \partial_s R$. Assume that

$$\partial_t R = \partial_s R \Leftrightarrow \partial_t \bar{R} = \partial_s \bar{R}. \quad (2.11)$$

Then we have

$$\begin{aligned} t \in R &\Leftrightarrow \nu(\partial_t R) = \{\varepsilon\} \Leftrightarrow \nu(\partial_s R) = \{\varepsilon\} \\ &\Leftrightarrow \overline{\nu(\partial_s R)} = \emptyset \Leftrightarrow \nu(\partial_s \bar{R}) = \emptyset \\ &\Leftrightarrow \nu(\partial_t \bar{R}) = \emptyset \Leftrightarrow t \notin \bar{R} \end{aligned} \quad (2.12)$$

Thus $\bar{R} = R'$. Also, it is clear by construction that \bar{R} and therefore R' has d_R number of characteristic equations.

Equation (2.11) is proved by induction over the length of string t . It is trivially true for $t = \varepsilon$. Assume that it is true for all strings t with $|t| = k$, then it is also true for all strings tb , $|tb| = k + 1$, $b \in \Sigma^1$, since for R

$$\partial_{tb} R = \partial_b \partial_t R = \partial_b \partial_s R = \partial_b(\nu(\partial_s R)) + \partial_b \sum_{a \in \Sigma^1} \{a\} \partial_{t_a} R = \partial_{t_b} R, \quad (2.13)$$

and for \bar{R}

$$\partial_{tb} \bar{R} = \partial_b \partial_t \bar{R} = \partial_b \partial_s \bar{R} = \partial_b(\nu(\partial_s \bar{R})) + \partial_b \sum_{a \in \Sigma^1} \{a\} \partial_{t_a} \bar{R} = \partial_{t_b} \bar{R}. \quad (2.14)$$

This concludes the proof. \diamond

Corollary 6 (Boolean operations). *Since union and complement form a complete set of Boolean connectives, regular languages are closed under all such operations.*

2.3 Non-regular languages

There are plenty of languages that are not regular. However, it is not always easy to determine if a language is regular or not. In this section we will investigate two conditions that can help. The following theorem, built on Definition 17, gives a necessary and sufficient condition for a language to be regular.

Theorem 24 (Myhill-Nerode). *A language $L \subseteq \Sigma^*$ is regular if and only if the relation \equiv_L has a finite number of equivalence classes.*

Proof. Suppose L is regular. By Theorem 22 L has a finite set of different derivatives, it follows from (1.71) that \equiv_L has a finite set of equivalence classes.

Conversely, suppose \equiv_L has a finite set of equivalence classes for a language L . Again, by (1.71) it follows that L has a finite set of derivatives, and thus by Theorem 22 L is regular. \diamond

Example 4. Let L be the language

$$L = \{a^n b^n : n \in \mathbb{N}\} \quad (2.15)$$

over the alphabet $\{a, b\}$. As we will see in the next example this language models the set of balanced parenthesized algebraic expressions. It can be shown to be non-regular using the Myhill-Nerode theorem as follows.

Consider the set of derivatives with respect to a^k .

$$\partial_{a^k} L = \{a^{n-k} b^n : n, k \in \mathbb{N}, k \leq n\} \quad (2.16)$$

Thus, the derivatives with respect to a^k are all different. Hence L does not have a finite set of different derivatives and is therefore not regular. \blacklozenge

Example 5. Let L be the set of algebraic expressions involving identifiers a and b , operations $+$ and $*$ and left and right parentheses. Some examples of algebraic expressions are a , $(a * b)$, $((a + b) * a)$ and $((a * b) + a) + (b * b)$. L can be defined recursively as follows:

1. a and b are in L .
2. If s and t are in L , then $(s + t)$ and $(s * t)$ are in L .
3. Nothing is in L unless it is obtained from the above two clauses.

Consider the set of strings $S_1 = \{s_1^k : s_1^k = ({}^k a, k \in \mathbb{N}\}$, i.e the set of strings consisting of one or more left parentheses followed by identifier a . Further, let $S_2 = \{s_2^k : s_2^k = [+b]^k, k \in \mathbb{N}\}$. Then $S = \{s_1^k s_2^k : k \in \mathbb{N}\} \subseteq L$. It follows from Example 4 that S , and therefore L has an infinite number of different derivatives. Hence, L is not regular. \blacklozenge

Example 6. Let Σ be an alphabet, and

$$L = \{sts : s, t \in \Sigma^*\} \quad (2.17)$$

This language models that an identifier must be defined before it is used. It can be proven to be non-regular. (In fact it is not even context free.)

Study the derivatives with respect to st .

$$\partial_{st}L = \{s\} \quad (2.18)$$

There are an infinite number of different strings s , and therefore an infinite number of different derivatives. Thus, L is not regular. \blacklozenge

The following theorem known as the Pumping lemma gives another necessary, but not sufficient condition for a language to be regular.

Theorem 25 (Pumping lemma). *Let R be a regular language, then there exists an integer $p \geq 1$, called the pumping length, depending only on R such that every string $r \in R$ with $|r| \geq p$ can be written as $r = stu$ satisfying the conditions:*

1. $|t| \geq 1$,
2. $|st| \leq p$, and
3. $st^n u \in R$ for all $n \in \mathbb{N}$.

Proof. Since R is regular, by Theorem 22 it has a finite number d_R of different derivatives. Let $p = d_R$ and let $r \in R$ such that $|r| \geq p$. Further, let s and st be prefixes of r such that¹

$$\partial_{st}R = \partial_s R, \quad (2.19)$$

where s is a characteristic derivative of R , $|t| \geq 1$, and $|st| \leq p$. Such prefixes must exist since $|r| > d_R - 1$. Otherwise, we could use the prefixes of r to get more than d_R different derivatives, which is impossible by Theorem 20. Thus we can write $r = stu$, and we have

$$\begin{aligned} r \in R &\Leftrightarrow \varepsilon \in \partial_r R \Leftrightarrow \varepsilon \in \partial_r R \\ &\Leftrightarrow \varepsilon \in \partial_{stu} R \Leftrightarrow \varepsilon \in \partial_{st^n u} R \Leftrightarrow st^n u \in R \quad n \in \mathbb{N}, \end{aligned} \quad (2.20)$$

where the last two equivalences follow from (2.19). \blacklozenge

In simple words the lemma says that for any regular language R , any sufficiently long string $r \in R$ can be split into three parts $r = stu$, such that all strings $st^n u \in R$ for $n \in \mathbb{N}$. That is, there exists a substring of r that can be repeated (pumped) any number of times. Further, this substring must occur within the p first symbols of r .

¹The following simply means that some characteristic derivative must be repeated if all derivatives with respect to prefixes of r are calculated. It is guaranteed by Theorem 20.

Example 7. Let us prove once more that

$$L = \{a^n b^n : n \in \mathbb{N}\} \tag{2.21}$$

is non-regular, this time by using the pumping lemma. Suppose that L is regular. Then, pick $s = a^p b^p$, where p is the pumping length. The p first symbols of s are all a 's. Therefore, a^k for some $k < p$ will play the role of t in the lemma. But then $a^p a^k b^p = a^{p+k} b^p \in L$ which is not true. Therefore our assumption that L is regular must be false. \blacklozenge

Chapter 3

Regular expressions

We now introduce a notational device called regular expressions in order to simplify our discussion of regular languages. The idea is to let symbols and sequences of symbols of the alphabet denote the corresponding languages. This allows us to drop the somewhat cumbersome curly braces.

Definition 20 (Regular expression). A *regular expression* over an alphabet Σ , where a_1, a_2, \dots, a_n is an enumeration of the symbols of Σ , is defined by the EBNF grammar:

$$\begin{aligned} r &= \textit{disj} \\ \textit{disj} &= \textit{disj}, "+", \textit{conj} \\ &\quad | \textit{conj}; \\ \textit{conj} &= \textit{conj}, "\times", \textit{concat} \\ &\quad | \textit{concat}; \\ \textit{concat} &= \textit{concat}, \textit{clos} \\ &\quad | \textit{clos}; \\ \textit{clos} &= \textit{atom}, "*" \\ &\quad | \textit{atom}; \\ \textit{atom} &= "\neg", \textit{atom} \\ &\quad | "a_1" | "a_2" | \dots | "a_n" \\ &\quad | "\emptyset" \\ &\quad | "" (* \text{ we usually write this as } \varepsilon *) \\ &\quad | "(", \textit{disj}, ")"; \end{aligned}$$

This grammar respects the usual precedence rules for the operators, as well as admits grouping by parentheses to override them. We also allow for inter-

section and complement since, by Theorem 23, regular languages are closed under these operations as well. Let $\llbracket \cdot \rrbracket$ denote the language associated with a regular expression. Then define

$$\begin{aligned}\llbracket \emptyset \rrbracket &= \emptyset \\ \llbracket \varepsilon \rrbracket &= \{\varepsilon\} \\ \llbracket \mathbf{a}_i \rrbracket &= \{a_i\} \quad a_i \in \Sigma^1 \\ \llbracket \neg \mathbf{r} \rrbracket &= \llbracket \mathbf{r} \rrbracket' \\ \llbracket \mathbf{r}^* \rrbracket &= \llbracket \mathbf{r} \rrbracket^* \\ \llbracket \mathbf{r}_1 \mathbf{r}_2 \rrbracket &= \llbracket \mathbf{r}_1 \rrbracket \llbracket \mathbf{r}_2 \rrbracket \\ \llbracket \mathbf{r}_1 \times \mathbf{r}_2 \rrbracket &= \llbracket \mathbf{r}_1 \rrbracket \times \llbracket \mathbf{r}_2 \rrbracket \\ \llbracket \mathbf{r}_1 + \mathbf{r}_2 \rrbracket &= \llbracket \mathbf{r}_1 \rrbracket + \llbracket \mathbf{r}_2 \rrbracket\end{aligned}$$

We also define, for some string $s \in \Sigma^*$, the notation $s \in \mathbf{r}$ to mean $s \in \llbracket \mathbf{r} \rrbracket$. Further, we define

$$\llbracket \partial_a \mathbf{r} \rrbracket = \partial_a \llbracket \mathbf{r} \rrbracket$$

With these definitions, everything that has been said about properties of languages, Kleene closure, derivatives etc, are well-defined for regular expressions as well.

Definition 21 (Equality). Two regular expressions, \mathbf{r}_1 and \mathbf{r}_2 , that denote the same language are said to be *equal*, and we write $\mathbf{r}_1 = \mathbf{r}_2$.

Example 8. A few examples of equal regular expressions over an alphabet $\Sigma = \{a, b\}$.

- a) $\llbracket \mathbf{a} + \mathbf{b} \rrbracket = \{a\} + \{b\} = \{a, b\} = \{b, a\} = \{b\} + \{a\} = \llbracket \mathbf{b} + \mathbf{a} \rrbracket$
- b) $\llbracket (\mathbf{a} + \mathbf{b})(\mathbf{a} + \mathbf{b}) \rrbracket = \{a, b\} \{a, b\} = \{aa, ab, ba, bb\} = \llbracket \mathbf{aa} + \mathbf{ab} + \mathbf{ba} + \mathbf{bb} \rrbracket$
- c) $\llbracket (\mathbf{a} + \mathbf{b})^* \rrbracket = \llbracket (\mathbf{a}^* \mathbf{b}^*)^* \rrbracket$
- d) $\llbracket \partial_a(\mathbf{abc}) \rrbracket = \partial_a \llbracket \mathbf{abc} \rrbracket = \partial_a \{abc\} = \{bc\} = \llbracket \mathbf{bc} \rrbracket$
- e) $\llbracket \partial_a(\mathbf{r}^*) \rrbracket = \partial_a \llbracket \mathbf{r}^* \rrbracket = \partial_a(\llbracket \mathbf{r} \rrbracket) \llbracket \mathbf{r}^* \rrbracket = \llbracket \partial_a \mathbf{r} \rrbracket \llbracket \mathbf{r}^* \rrbracket = \llbracket \partial_a(\mathbf{r}) \mathbf{r}^* \rrbracket$

◆

Example 9. For a regular language, defined by a regular expression, equation (1.64) becomes

$$s \in \mathbf{r} \Leftrightarrow \varepsilon \in \partial_s \mathbf{r} \tag{3.1}$$

◆

Example 10 (Characteristic equations). Another illustrative example is to write the characteristic equations for a regular language in terms of one of its regular expressions. Let $R = r$, then the characteristic equations take the form

$$\partial_s r = \nu(\partial_s r) + \sum_{a \in \Sigma} a \partial_{t_a} r \quad (3.2)$$

◆

Theorem 26. *The characteristic equations expressed as regular expressions can be solved for uniquely up to regular expression equality.*

Proof. This follows from the fact that there can be several expressions that denote the same language. The final expression for the language will depend on the order in which the derivatives are eliminated, and what expressions were used to denote the derivatives. ◇

3.1 Regular expression matching

Definition 22 (Match). A regular expression r is said to *match* a string s when s is in the language denoted by r , i.e. r matches s when $s \in r$. Let $R = \{r : r \text{ is a regular expression}\}$. We define the operator (matches)

$$\sim: R \times \Sigma^* \rightarrow \{true, false\} \quad (3.3)$$

by

$$r \sim s = \begin{cases} true & \text{if } s \in r \\ false & \text{if } s \notin r \end{cases} \quad (3.4)$$

Theorem 11 together with Theorem 13 and Corollary 3 give us an algorithm to decide if a regular expression matches a string or not, see Algorithm 1. It iteratively calculates the derivative of a regular expression with respect to a string, one symbol at a time, and then checks if the result is nullable.

Example 11. Let us illustrate the algorithm on a simple example. Let $r = ab^*$, and $s = abb$, then

$$\begin{aligned} ab^* \sim abb &\Leftrightarrow \partial_a ab^* \sim bb \\ &\Leftrightarrow b^* \sim bb \\ &\Leftrightarrow \partial_b b^* \sim b \\ &\Leftrightarrow b^* \sim b \\ &\Leftrightarrow \partial_b b^* \sim \varepsilon \\ &\Leftrightarrow b^* \sim \varepsilon = true \end{aligned}$$

◆

Algorithm 1 Regular expression matching using derivatives

```
1: procedure MATCH( $r, s$ )
2:   while  $s \neq \varepsilon$  do
3:      $c \leftarrow \text{POPFront}(s)$ 
4:      $r \leftarrow \partial_c r$ 
5:   end while
6:   if  $\nu(r) = \varepsilon$  then
7:      $\text{matches} \leftarrow \text{true}$ 
8:   else
9:      $\text{matches} \leftarrow \text{false}$ 
10:  end if
11:  return matches
12: end procedure
```

Since the time to calculate the derivative of a regular expression is $O(m)$, where m is the length of the expression, the above algorithm runs in $O(mn)$ time for a string of length n . The space requirement is $O(m)$ since we need to keep the expression in memory in order to calculate each derivative.

While a time complexity of $O(mn)$ is not that bad, it is possible to achieve better running times, but for that we need the theory of finite state machines, which is where we turn to next.

Chapter 4

Finite automata

In this chapter we will connect regular languages and their derivatives with the theory of deterministic finite automata, a far more common approach in the literature when discussing regular expressions and their applications to string matching.

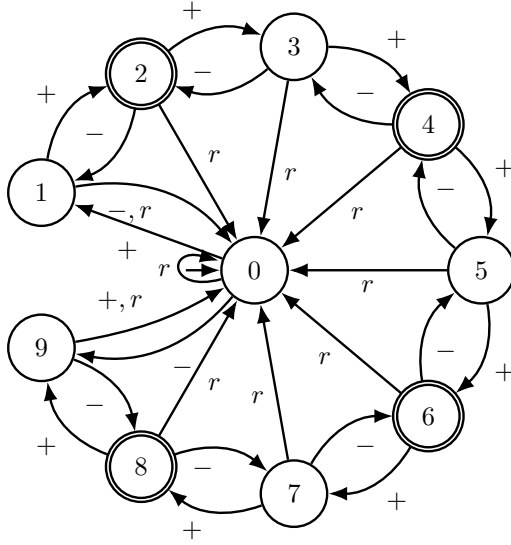
4.1 Deterministic Finite Automaton

A (deterministic) finite state machine, or deterministic finite automaton (DFA) is an abstraction of a device that starts in a specific state, receives some input, and ends up in either the same or a different state¹. More formally we have the following definition.

Definition 23 (DFA). A *deterministic finite automaton* or DFA, is a 5-tuple $(\Sigma, Q, q_0, \delta, F)$ where

- Σ is the input alphabet.
- Q is a finite set, whose elements are called *states*.
- $q_0 \in Q$ is the *initial state*.
- δ is the *transition function* $\delta : Q \times \Sigma \rightarrow Q$
- $F \subseteq Q$ is a set of *final* or *accepting states*.

¹Of course, for this to be useful there are in general some way to tell which state the device is in.



(a) Transition diagram.

STATE	δ		
	+	-	r
0	1	9	0
1	2	0	0
2	3	1	0
3	4	2	0
4	5	3	0
5	6	4	0
6	7	5	0
7	8	6	0
8	9	7	0
9	0	8	0

(b) Transition table.

Figure 4.1: The counter from Example 12 represented as (a) a transition diagram, and (b) a transition table. In the figure + indicates increase, - decrease, and r is reset.

Definition 24 (Recursive transition function). The *recursive transition function*

$$\delta^* : Q \times \Sigma^* \rightarrow Q \quad (4.1)$$

is defined by

$$\delta^*(q, \varepsilon) = q \quad q \in Q \quad (4.2)$$

$$\delta^*(q, sa) = \delta(\delta^*(q, s), a) \quad q \in Q, s \in \Sigma^*, a \in \Sigma \quad (4.3)$$

Example 12. Consider for example a one-figure digital counter with buttons for increase, decrease, and reset. The initial state is 0, and the input is a series of increase, decrease and reset signals. The accepting states are those whose counter value are even, except for state 0. The counter will be in one of 10 possible different states after some received input. Which state it is in will depend on the input, and the construction of the counter, whether it wraps around at 0 and/or 9 etc. ♦

4.1.1 Representations

There are several ways to represent a DFA. Two common alternatives are a directed graph, called a transition diagram, or a table called a transition table.

The transition table is quite straight forward, with one row for each state, and one column for each input. The entry in the table gives the state the automaton moves to on respective input. Accepting states are marked with **bold** state labels.

In a transition diagram the nodes of the graph, drawn as circles, represents the states, and edges labeled by symbols from the input alphabet represents the transition function. An edge from q_i to q_k labeled a corresponds to the transition $q_k = \delta(q_i, a)$. The initial state is indicated by an incoming arrow, and the accepting states are drawn with double circles. This notation is showed in Figure 4.2. A more fully worked out example is shown in Figure 4.1, which displays both the transition diagram and the transition table for the counter in Example 12.

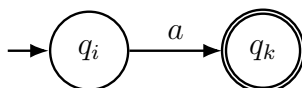


Figure 4.2: Transition diagram notation.

4.2 DFA language recognizers

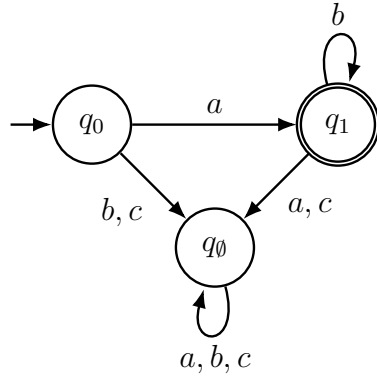
Deterministic finite automata, or finite state machines, have a wide range of applications. In this section we will consider one of them, that of recognizers of regular languages. We therefore make the following definitions.

Definition 25 (Accept, Reject). For a DFA $M = (\Sigma, Q, q_0, \delta, F)$, a state $q_i \in Q$ is said to *accept* a string $s \in \Sigma^*$ if, and only if, $q_k = \delta^*(q_i, s) \in F$. A string that is not accepted is said to be *rejected*. Moreover, M is said to accept s if, and only if, q_0 accepts s .

Simply put, a state q_i accepts a string if the DFA, starting in q_i , is in an accepting state after processing the string.

Definition 26 (Language recognition). For a DFA $M = (\Sigma, Q, q_0, \delta, F)$, a state $q_i \in Q$ is said to *recognize* the language $R_{q_i} = \{s : \delta^*(q_i, s) \in F\}$. Further, M is said to recognize the language $R = R_{q_0}$.

Thus, the language recognized by a DFA consists of all the strings accepted by its starting state. So, in the application as a language recognizer, the input to the DFA is a string over some alphabet Σ , and the states keep track of what strings are part of the language the DFA recognizes. After a string has been processed, the DFA will be in a state that tells if the string



(a) Transition diagram.

STATE	δ		
	a	b	c
q_0	q_1	q_\emptyset	q_\emptyset
q_1	q_\emptyset	q_1	q_\emptyset
q_\emptyset	q_\emptyset	q_\emptyset	q_\emptyset

(b) Transition table.

Figure 4.3: The DFA in Example 13 represented as (a) a transition diagram, and (b) a transition table.

is contained in the language, an accepting state, or not, in which case it is in a non-accepting state.

Note that the transition function δ is total, i.e. that $\delta(q_i, a_k)$ is defined for all $q_i \in Q$ and all $a_k \in \Sigma$. However, for our purposes it is sometimes impractical to display all transitions, since it would result in lots of transitions from every node to a single node whose sole purpose is to capture an error or non-accepting state. For clarity we will therefore sometimes delete such a state and all transitions to it, and let their existence be implied.

Definition 27 (Equivalent states). Let $M = (\Sigma, Q, q_0, \delta, F)$ be a DFA that recognizes a language R . Two states q_i and q_k are said to be *equivalent*, and we write $q_i \equiv_M q_k$ if, and only if, $R_{q_i} = R_{q_k}$, where R_{q_i} and R_{q_k} are the languages recognized by respective state.

Example 13. Let $\Sigma = \{a, b, c\}$ and consider the regular expression in Example 11, ab^* . A transition diagram for a DFA that recognizes this language is shown in Figure 4.3. q_\emptyset is the so called error state. It is needed if we require δ to be a total function. \blacklozenge

4.2.1 Regular expression matching using DFAs

We are now ready to give an algorithm for matching strings with the aid of DFAs. By choosing a proper implementation $\delta(q_c, c)$ can be done in $O(1)$ time, and Algorithm 2 will therefore run in $O(n)$ time for a string of length n . This is clearly an improvement in time complexity. Our former algorithm, Algorithm 1, had a worst case running time of $O(mn)$ where m is the size

Algorithm 2 Regular expression matching using DFAs

```
1: procedure MATCH( $(\Sigma, Q, q_0, \delta, F), s$ )
2:    $q_c \leftarrow q_0$ 
3:   while  $s \neq \varepsilon$  do
4:      $c \leftarrow \text{POPFront}(s)$ 
5:      $q_c \leftarrow \delta(q_c, c)$ 
6:   end while
7:   if  $q_c \in F$  then
8:      $\text{matches} \leftarrow \text{true}$ 
9:   else
10:     $\text{matches} \leftarrow \text{false}$ 
11:   end if
12:   return matches
13: end procedure
```

of the expression. However, a problem with DFAs are their worst case space requirements. DFAs that recognizes certain languages grows exponentially in the number of states with respect to the length of a regular expression defining the language. A classic example is the language defined by

$$r = (a + b)^* a (a + b)^{m-1} = (a + b)^* a \underbrace{(a + b)(a + b) \dots (a + b)}_{m-1} \quad (4.4)$$

It is the language consisting of strings of a and b in any order, where the m th symbol from the right end is an a . Any DFA recognizing the language will have at least $O(2^m)$ states.

4.3 DFA construction

We now turn to the problem of constructing a DFA given a regular expression. The following theorem, due to Kleene, is central to the solution.

Theorem 27 (Kleene's theorem). *A language is regular if, and only if, it is recognized by a DFA.*

Proof. We break this proof into two separate theorems, the result will then be immediate from Theorem 29 and Theorem 30. \diamond

To begin with, we need some connection between a DFA and derivatives. This turns out to be easy to find by using Definition 26.

Theorem 28. Let $M = (\Sigma, Q, q_0, \delta, F)$ be a DFA, and let R_{q_s} be the language recognized by a state $q_s = \delta^*(q_0, s) \in Q$. Then

$$R_{q_s} = \partial_s R \quad (4.5)$$

$$q_s \in F \Leftrightarrow \varepsilon \in \partial_s R \quad (4.6)$$

Proof.

$$R_{q_s} = \{t : \delta^*(q_s, t) \in F\} = \{t : \delta^*(q_0, st) \in F\} = \{t : st \in R\} = \partial_s R \quad (4.7)$$

By which it is also obvious that $q_s \in F \Leftrightarrow \varepsilon \in R_{q_s}$. \diamond

Corollary 7.

$$q_s \equiv_M q_t \Leftrightarrow \partial_s R = \partial_t R \Leftrightarrow s \equiv_R t \quad (4.8)$$

The last equivalence is repeated from (1.67).

Theorem 29. Let $M = (\Sigma, Q, q_0, \delta, F)$ be a DFA that recognizes a language R , then R is regular, and R can be constructed from M .

Proof. Let $s \in R$, then $\delta^*(q_0, s)$ is a state that recognizes $\partial_s R$. Since there are a finite number of states in Q , R has a finite number of derivatives. By Theorem 22 R must be regular.

In order to construct R , the idea is to derive a set of characteristic equations from M , these can then be solved for R .

First, for each $q_i \in Q$, let s_i be the shortest string such that $q_i = \delta(q_0, s_i)$. By Theorem 28 we have that each q_i recognizes the language $\partial_{s_i} R$. Since s_i by choice are the shortest strings, each $\partial_{s_i} R$ must be a characteristic derivative of R . Next, pick $q_m = \delta^*(q_0, s_m) \in Q$. Then q_m recognizes the language $\partial_{s_m} R$. According to Theorem 14 it can be expanded to

$$\partial_{s_m} R = \nu(\partial_{s_m} R) + \sum_{a \in \Sigma^1} \{a\} \partial_{s_m a} R \quad (4.9)$$

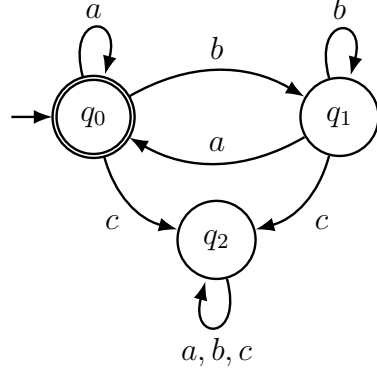
where $\nu(\partial_{s_m} R) = \{\varepsilon\}$ if and only if q_m is an accepting state, since $s_m \in R \Leftrightarrow \varepsilon \in \partial_{s_m} R$ by Theorem 13.

Now, let q_{n_a} be the state M transitions to when it is in q_m and processes the symbol a , i.e.

$$q_{n_a} = \delta(q_m, a) = \delta(\delta^*(q_0, s_m), a) = \delta^*(q_0, s_m a) \quad (4.10)$$

Thus, q_{n_a} recognizes the language $\partial_{s_m a} R$. However, q_{n_a} also recognizes the language $\partial_{s_{n_a}} R$, since $q_{n_a} = \delta^*(q_0, s_{n_a})$ by definition. Therefore we have

$$\partial_{s_m a} R = \partial_{s_{n_a}} R \quad (4.11)$$



(a) Transition diagram.

STATE	δ		
	a	b	c
q0	q_0	q_1	q_2
q_1	q_0	q_1	q_2
q_2	q_2	q_2	q_2

(b) Transition table.

Figure 4.4: The DFA in Example 14 represented as (a) a transition diagram, and (b) a transition table.

and (4.9) can be written

$$\partial_{s_m} R = \nu(\partial_{s_m} R) + \sum_{a \in \Sigma^1} \{a\} \partial_{s_{na}} R \quad (4.12)$$

But this is precisely a set of characteristic equations for R . \diamond

Example 14. Suppose that $\Sigma = \{a, b, c\}$ and that we have the DFA shown in Figure 4.4. Let us derive a regular expression r for the language the DFA recognizes. The shortest strings to reach each node, and thus the derivatives of r that each state represents are as follows

STATE	STRING	DERIVATIVE
q_0	ε	$\partial_\varepsilon r$
q_1	b	$\partial_b r$
q_2	c	$\partial_c r$

By utilizing the information we have from the transition function we can write the characteristic equations

$$\partial_\varepsilon r = \varepsilon + a\partial_\varepsilon r + b\partial_b r + c\partial_c r \quad (4.13)$$

$$\partial_b r = a\partial_\varepsilon r + b\partial_b r + c\partial_c r \quad (4.14)$$

$$\partial_c r = a\partial_c r + b\partial_c r + c\partial_c r \quad (4.15)$$

Equation (4.15) can be rewritten as

$$\partial_c r = a\partial_c r + b\partial_c r + c\partial_c r \quad (4.16)$$

$$= (a + b + c)\partial_c r + \emptyset \quad (4.17)$$

$$= (a + b + c)^* \emptyset \quad (4.18)$$

$$= \emptyset \quad (4.19)$$

where we have used Arden's rule (Theorem 9) to reach (4.18). Substituting \emptyset for $\partial_c r$ in the other two equations, we are left with

$$\partial_\varepsilon r = \varepsilon + a\partial_\varepsilon r + b\partial_b r \quad (4.20)$$

$$\partial_b r = a\partial_\varepsilon r + b\partial_b r \quad (4.21)$$

Again, by Arden's rule

$$\partial_b r = a\partial_\varepsilon r + b\partial_b r = b^* a\partial_\varepsilon r \quad (4.22)$$

Substituting this back into equation (4.20), and yet another use of Arden's rule, we get

$$\partial_\varepsilon r = \varepsilon + a\partial_\varepsilon r + bb^* a\partial_\varepsilon r \quad (4.23)$$

$$= (a + bb^* a)\partial_\varepsilon r + \varepsilon \quad (4.24)$$

$$= (a + bb^* a)\partial_\varepsilon r + \varepsilon \quad (4.25)$$

$$= (a + bb^* a)^* \quad (4.26)$$

Finally, $r = \partial_\varepsilon r$ by definition, hence

$$r = (a + bb^* a)^* \quad (4.27)$$

◆

Theorem 30. *Let R be a regular language over Σ , then there is a DFA recognizing R .*

Proof. By Theorem 21 and the Myhill-Nerode theorem (Theorem 22) there exist a set of characteristic equations for R ,

$$\partial_s R = \nu(\partial_s R) + \sum_{a \in \Sigma^1} \{a\} \partial_{t_a} R \quad (4.28)$$

Define a DFA $M = (\Sigma, Q, q_\varepsilon, \delta, F)$ by

- $Q = \{q_s\} = \{\partial_s R : \partial_s R \text{ is a characteristic derivative of } R\}$
- $q_\varepsilon = \partial_\varepsilon R$
- $\delta: q_{t_a} = \delta(q_s, a)$ for each term $\{a\} \partial_{t_a} R$ in the characteristic equation for $\partial_s R$.
- $F = \{\partial_s R : \nu(\partial_s R) = \{\varepsilon\}\}$

M recognizes R , for assume that $u \in \Sigma^*$, then

$$\delta^*(q_\varepsilon, u) = \delta(\delta(\delta(\dots \delta(\delta(q_\varepsilon, a_0), a_1), \dots), a_{n-1}), a_n) = q_s = \partial_s R \quad (4.29)$$

for some characteristic derivative $\partial_s R$. Now, study

$$\partial_u R = \partial_{a_0 a_1 \dots a_{n-1} a_n} R = \partial_{a_n} \partial_{a_{n-1}} \dots \partial_{a_1} \partial_{a_0} R = \partial_s R \quad (4.30)$$

The last equality follows from the fact that R has a finite set of characteristic derivatives. We calculate $\partial_u R$ recursively, one symbol at a time. In each step we can replace the result with a characteristic derivative. Hence, in calculating $\partial_u R$ we move through a series of characteristic derivatives. This is exactly the same series of characteristic derivatives that (4.29) moves through, and thus $\partial_u R = \partial_s R$. We have

$$u \in R \Leftrightarrow \varepsilon \in \partial_u R \Leftrightarrow \varepsilon \in \partial_s R \Leftrightarrow q_s \in F \quad (4.31)$$

Hence $\delta^*(q_\varepsilon, u)$ is an accepting state if and only if $u \in R$. \diamond

Theorem 30 gives us a way to construct a DFA for a regular expression r , see Algorithm 3. It basically performs a breadth first search of all possible following states, for each state, while constructing δ .

Example 15. Suppose that $\Sigma = \{a, b, c\}$ and that $q_0 = ab^*$. Let us construct a DFA that recognizes q_0 .

$$\partial_a q_0 = \partial_a(ab^*) = b^* = q_1 \quad (4.32)$$

$$\partial_b q_0 = \partial_b(ab^*) = \emptyset = q_\emptyset \quad (4.33)$$

$$\partial_c q_0 = \partial_c(ab^*) = \emptyset = q_\emptyset \quad (4.34)$$

$$\partial_a q_1 = \partial_a(b^*) = \emptyset = q_\emptyset \quad (4.35)$$

$$\partial_b q_1 = \partial_b(b^*) = \partial_b(b)b^* = b^* = q_1 \quad (4.36)$$

$$\partial_c q_1 = \partial_c(b^*) = \emptyset = q_\emptyset \quad (4.37)$$

The constructed DFA can be seen in Figure 4.3. \blacklozenge

We finish this section with a theorem that characterizes the size of DFAs constructed using this method.

Definition 28 (DFA equivalence). Two DFAs that recognizes the same language are said to be *equivalent*.

Definition 29 (Minimal DFA). A DFA is said to be minimal if no DFA with fewer states recognizes the same language.

Algorithm 3 DFA construction using derivatives

```
1: procedure MAKEDFA( $r, \Sigma$ )
2:    $q_0 \leftarrow r$ 
3:    $\delta \leftarrow \emptyset$ 
4:    $F \leftarrow \emptyset$ 
5:    $Q \leftarrow \{r\}$ 
6:    $S \leftarrow \{r\}$ 
7:   while  $S \neq \emptyset$  do
8:      $r \leftarrow \text{POP}(S)$ 
9:     if  $\nu(r) = \varepsilon$  then
10:      PUSH( $r, F$ )
11:     end if
12:     for  $a \in \Sigma$  do
13:        $d \leftarrow \partial_a r$ 
14:       if  $\exists \bar{d} \in Q$  such that  $\bar{d} = d$  then
15:         PUSH( $(r, a) \mapsto \bar{d}, \delta$ )
16:       else
17:         PUSH( $d, Q$ )
18:         PUSH( $d, S$ )
19:         PUSH( $(r, a) \mapsto d, \delta$ )
20:       end if
21:     end for
22:   end while
23:   return  $(\Sigma, Q, q_0, \delta, F)$ 
24: end procedure
```

Theorem 31. *For any DFA, there exists a unique (up to the label of the states) equivalent minimal DFA.*

Proof. From the proofs of Theorem 29, Theorem 30 it is clear that a DFA that recognizes R corresponds to the set of d_R characteristic equations for R . According to Theorem 21 this set of equations is unique. Hence, any DFA recognizing R will correspond to the same set of equations. Further, if a DFA has more than d_R states, at least two of them must be equivalent, since they will correspond to the same characteristic equation, and therefore recognize the same language. Therefore, any minimal DFA for R will have precisely one state corresponding to one equation, likewise δ and F are determined by the equations. \diamond

Corollary 8. *Constructing a DFA that recognizes R by using the characteristic equations of R results in a minimal DFA.*

4.4 Practical considerations

Although Algorithm 3 works in theory it is problematic in practice. On line 14 we check for equality between two regular expressions. This task is of non-elementary complexity². The algorithm also loops over all symbols in Σ , and calculates the derivative with respect to each one, for every state. This is time consuming for large sets of symbols. Both of these issues will be considered in the following sections.

4.4.1 Similar expressions

We noted above that determining equality of regular expressions is non-trivial. However, the following theorem [4, Theorem 5.2] shows that it is possible to relax this requirement, at the expense of possibly constructing a non-minimal DFA.

Definition 30 (Similarity). Two regular expressions, r_1 and r_2 , are *similar*, written $r_1 \simeq r_2$, if one can be transformed to the other by using only the identities:

$$r + r = r \quad (4.38)$$

$$p + q = q + p \quad (4.39)$$

$$(p + q) + r = p + (q + r) \quad (4.40)$$

Expressions that are not similar are said to be *dissimilar*.

Theorem 32. *Every regular expression has only a finite number of dissimilar derivatives.*

Proof. To prove this theorem we must show that the process of constructing derivatives will terminate in a finite number of steps, even if only similarity is recognized. However, it is enough to prove it for regular expressions r containing only the basic operators $+$, \cdot and $*$, since $+$ and \neg form a complete set of Boolean connectives, and it follows from Theorem 23 that any complement can be written as an expression containing only the basic operators.

For such r the proof is implicit in the proof of Theorem 18, but let us make it more explicit.

The theorem is obviously true for r with $n = 0$ number of operators. Now, suppose $r = r_1 + r_2$. This corresponds to Case 1 in Theorem 18. We have $\partial_s r = \partial_s r_1 + \partial_s r_2$. Further, as s takes on all possible values, compare $\partial_s r$ with all the previously found derivatives. Since $\partial_s r_1$ and $\partial_s r_2$ appears only a finite

²Owens et al.[12] quotes Aho et al.[1]

number of times in $\partial_s r_1 + \partial_s r_2$, and r_1 and r_2 has a finite number of dissimilar derivatives by the induction step, the process will clearly terminate.

Case 2, with $r = r_1 r_2$ is not as straight forward. However, we can write

$$\begin{aligned} \partial_{a_1 a_2 \dots a_k} r &= \partial_{a_1 a_2 \dots a_k} (r_1) r_2 + \nu(\partial_{a_1 a_2 \dots a_{k-1}} r_1) \partial_{a_k} r_2 + \dots \\ &+ \nu(\partial_{a_1} r_1) \partial_{a_2 \dots a_k} r_2 + \nu(r_1) \partial_{a_1 a_2 \dots a_k} r_2 \end{aligned} \quad (4.41)$$

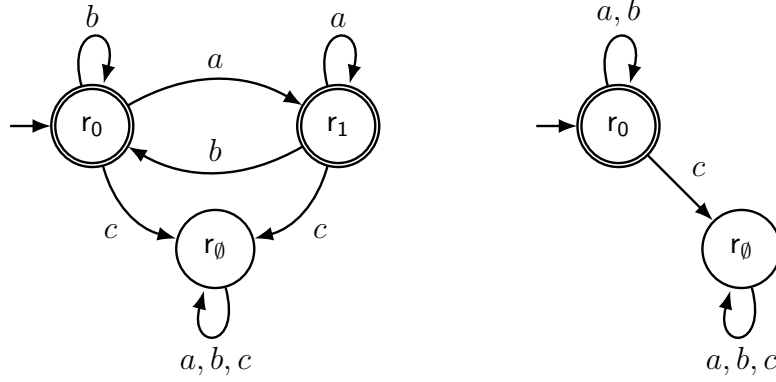
which is simply (2.1) put in terms of regular expressions. Notice that the number of terms increases with the length of s , but also notice that the bound, $d_r \leq d_{r_1} 2^{d_{r_2}}$, resulting from the above equation is independent of s . Property (4.40) have been used to remove parentheses, and (4.39) identify derivatives where the terms are in different order. However, it is property (4.38) that let us reduce the number of terms in new derivatives, and by that terminate the process. Thus, each new derivative must first be simplified, and then compared with the already found derivatives.

The same argument applies to Case 3, when $r = r_0^*$. \diamond

Brzozowski found that although it is possible to use this concept of similarity to construct DFAs, it generally results in automata with large number of states, far from the minimal. On the other hand, Owens et al. have shown that by expanding the number properties in the definition of similarity to those stated in Definition 31, the resulting DFAs are, in practice, often minimal or close to minimal.

Definition 31 (Expanded similarity). Two regular expressions, r_1 and r_2 , are *similar*, written $r_1 \simeq r_2$, if one can be transformed to the other by using only the identities:

$$\begin{array}{ll} r \times r &= r \\ p \times q &= q \times p \\ (p \times q) \times r &= p \times (q \times r) \\ \emptyset \times r &= \emptyset \\ \neg \emptyset \times r &= r \\ \\ (p \cdot q) \cdot r &= p \cdot (q \cdot r) \\ \emptyset \cdot r &= \emptyset \\ r \cdot \emptyset &= \emptyset \\ \varepsilon \cdot r &= r \\ r \cdot \varepsilon &= r \end{array} \quad \begin{array}{ll} r + r &= r \\ p + q &= q + p \\ (p + q) + r &= p + (q + r) \\ \emptyset + r &= r \\ \neg \emptyset + r &= \neg \emptyset \\ \\ (r^*)^* &= r^* \\ \varepsilon^* &= \varepsilon \\ \emptyset^* &= \varepsilon \\ \neg(\neg r) &= r \end{array}$$



(a) Constructed using similarity. (b) Constructed using equality.

Figure 4.5: Resulting DFA in Example 16 as transition diagrams.

From now on, when we talk about similarity, it is the properties in Definition 31 that we consider and make use of.

Example 16. Suppose that $\Sigma = \{a, b, c\}$ and that $r_0 = (a + ab + b)^*$. The difference between using similarity and equality when constructing the corresponding DFA is shown in Figure 4.5. As can be seen, the DFA when using similarity is not minimal. It is readily seen why.

$$\begin{aligned}
 \partial_a r_0 &= \partial_a (a + ab + b)^* \\
 &= \partial_a (a + ab + b)(a + ab + b)^* \\
 &= (\varepsilon + b)(a + ab + b)^* \\
 &= r_0
 \end{aligned} \tag{4.42}$$

The last equality follows from the fact that

$$\begin{aligned}
 (a + ab + b)^* &\subseteq (\varepsilon + b)(a + ab + b)^* \\
 &\subseteq (\varepsilon + a + ab + b)(a + ab + b)^* \\
 &= (a + ab + b)^*
 \end{aligned} \tag{4.43}$$

which is an equality missed by the similarity definition. \blacklozenge

4.4.2 Sets of symbols instead of single symbols

In the beginning of this section we noted that when calculating the transitions from a state it is impractical to calculate the derivative for each symbol for large alphabets like e.g. Unicode. This can be remedied by using derivative classes from section 1.6. There we mention that if two symbols belong to the same derivative class for some language L , the derivative of L with respect to them are equal. Hence, if we know the derivative classes, we only need to calculate as many derivatives as there are derivative classes. The problem is of course to calculate the derivative classes without calculating the derivatives.³ Owens et al. gives a function that computes an approximation for this.

The first step is to reformulate the syntax of regular expressions and slightly change what “atom” means by instead of the previous definition in Definition 20 use⁴

$$\begin{aligned}
 \text{atom} &= \neg, \text{atom} \\
 &| \text{a}_1 \mid \text{a}_2 \mid \dots \mid \text{a}_n \\
 &| \text{[}, \text{list}, \text{]} \text{ (* we usually write this as } A \text{ *)} \\
 &| \text{"" (* we usually write this as } \varepsilon \text{ *)} \\
 &| \text{(", disj, ")} \\
 \text{list} &= \text{a}_i, \text{list} \\
 &| \text{""}
 \end{aligned}$$

with the corresponding additional languages

$$\begin{aligned}
 \llbracket [] \rrbracket &= \emptyset \\
 \llbracket A \rrbracket = \llbracket \text{a}_i \text{a}_j \dots \text{a}_k \rrbracket &= \{a_i, a_j, \dots, a_k\} = A \quad a_i, a_j, \dots, a_k \in \Sigma^1
 \end{aligned}$$

i.e we allow sets of symbols $A \subseteq \Sigma$ to be atoms, not just single symbols⁵.

Definition 32 (Derivative classes approximation).

Let $R = \{r : r \text{ is a regular expression}\}$ and define

$$C : R \rightarrow 2^{2^\Sigma} \tag{4.44}$$

³According to Owens et al. it is possible to determine derivative classes without calculating any derivatives, although it generally requires $O(|\Sigma|)$ work. However, they never mention how this is done.

⁴Note that $\text{a}_i = [\text{a}_i]$, so we could do without a_i , but we keep it for convenience. We don't keep the notation for \emptyset however, since it is covered by the $[]$ case.

⁵This corresponds to changing rule 2 in Definition 19 to “ $A \subseteq \Sigma$ is a regular language”.

by structural recursion as follows

$$\begin{aligned}
C(\varepsilon) &= \{\Sigma\} \\
C(A) &= \{A, A'\} \\
C(rs) &= \begin{cases} C(r) \wedge C(s) & \nu(r) = \varepsilon \\ C(r) & \text{otherwise} \end{cases} \\
C(r + s) &= C(r) \wedge C(s) \\
C(r \times s) &= C(r) \wedge C(s) \\
C(r^*) &= C(r) \\
C(\neg r) &= C(r)
\end{aligned}$$

where

$$C(r) \wedge C(s) = \{A_r \times A_s : A_r \in C(r), A_s \in C(s)\} \quad (4.45)$$

The next theorem shows that the function C either gives the exact derivative classes, or possibly overpartitions Σ^1 , in which case we will have to calculate more derivatives than had we known the exact classes.

Theorem 33. *Let r be a regular expression over some alphabet Σ . Then for all $A \in C(r)$ and $a \in A$, we have $A \subseteq [a]_{\equiv_r}$.*

Proof. Let Π be the set of all derivative classes of r with respect to $a \in \Sigma^1$, i.e. the derivative classes of r with respect to a string of length 1.

The proof is by induction over the number n of regular operators used to form r , using Theorem 16.

Base Case $n = 0$: r can have two different forms,

$$\begin{aligned}
r = \varepsilon &\Rightarrow \partial_a r = \partial_a \varepsilon = \emptyset \quad a \in \Sigma \\
&\Rightarrow [a]_{\equiv_\varepsilon} = \Sigma \Rightarrow \Pi = \{[a]_{\equiv_\varepsilon}\} = \{\Sigma\} = C(\varepsilon)
\end{aligned} \quad (4.46)$$

$$\begin{aligned}
r = A &\Rightarrow \partial_a r = \partial_a A = \begin{cases} \{\varepsilon\} & a \in A \\ \emptyset & a \in A' \end{cases} \Rightarrow [a]_{\equiv_A} = A \\
&\Rightarrow \Pi = \{A, A'\} = C(A)
\end{aligned} \quad (4.47)$$

Hence C gives exact results for the base cases.

Induction step: Assume that the theorem holds for $n = k$, then it also holds for $n = k + 1$. Begin by study the case when r is of the form $r = st$. If $\nu(s) \neq \varepsilon$ then $C(r) = C(s)$ in which case it holds by the induction hypothesis.

Assume that $\nu(\mathbf{s}) = \varepsilon$. Let $a, b \in A \in C(\mathbf{s}) \wedge C(\mathbf{t})$. Then, for some $A_s \in C(\mathbf{s})$ and $A_t \in C(\mathbf{t})$

$$A = A_s \times A_t \subseteq \begin{cases} A_s \subseteq [a]_{\equiv_s} & \Rightarrow a \equiv_s b \\ A_t \subseteq [a]_{\equiv_t} & \Rightarrow a \equiv_t b \end{cases} \quad (4.48)$$

But then it follows from Theorem 16 that $a \equiv_{st} b$ and we therefore have

$$A \subseteq [a]_{\equiv_{st}} = [a]_{\equiv_r} \quad (4.49)$$

and the theorem holds. Cases for the other operators follows by similar arguments. \diamond

Chapter 5

Anchors

A feature found in many regular expression matcher implementations are called *anchors*. It is the ability to only match a symbol if the symbol is found in a particular context, for example at the beginning/end of a line, or at the beginning/end of a word etc. These sort of properties are implicit in the input string¹.

Example 17. Let a string

$$s = \text{Hello, world!}$$

Then there are implicit context markers, anchors, at several positions. There is a “*beginning of text*” and a “*beginning of line*” before the “H”, an “*end of word*” after “o” but before the “,”, a “*beginning of word*” after the space but before the “w”, an “*end of word*” after “d” but before “!”, and “*end of line*” and “*end of text*” after the “!”. ♦

One way to be able to express anchoring properties in regular expressions is to introduce a set of symbols Λ with one symbol for each kind of anchor we want to be able to express. We can then write regular expressions over $\Sigma_{\dagger} = \Sigma + \Lambda$. This way we make the anchors explicit in the expression.

Definition 33 (Anchor symbols).

$$\Lambda = \{\neg, \prec, \langle, \rangle, \succ, \vdash\} \tag{5.1}$$

\neg	= beginning of text	\vdash	= end of text
\prec	= beginning of line	\succ	= end of line
\langle	= beginning of word	\rangle	= end of word

¹Of course what constitutes a word or line boundary depends on the symbol set. In the following examples we will use the regular notion from the ASCII set of symbols.

When Using the above idea in a regular expression matcher, we also need to make the anchors explicit in the input string, i.e. we need to pre-process the input string to include the anchor symbols.

Example 18. Continuing with the string from Example 17, processing it to include anchors it will look like

$$s = \neg\prec\langle\text{Hello}\rangle, \langle\text{world}\rangle!\succ\vdash$$

◆

While regular expressions and strings over Σ_{\dagger} as defined above work fine, the introduction of Λ and making anchors explicit in strings result in some inconvenient side effects.

Consider the string s in Example 18. It is a string over Σ_{\dagger} . However, the regular expression

$$r = \text{Hello, world!} \quad (5.2)$$

over Σ_{\dagger} doesn't match the string any longer. It fails already in the first position since the first input symbol is \neg , but the expression starts with H . In order to match s we would need to include all the anchor symbols in r as well, even if we are not interested in whether a particular symbol occurs in a specific context or not. This is inconvenient and it would be nice if we could make regular expressions “ignore” anchor symbols unless we explicitly include them in the expression. Put in another way, can we make a regular expression such as Hello, world! denote not just the language $\{\text{“Hello, world!”}\}$ (a single string) but also all variations of it where symbols from Λ have been inserted between symbols in the string, e.g. $\text{“He}\prec\text{llo, wor}\dagger\text{ld!”}$ ²?

As it turns out it is indeed possible, by once again alter the definition of the languages that the atom elements in the regular expression grammar correspond to. Instead of letting $\llbracket a_i \rrbracket = \{a_i\}$ for $a_i \in \Sigma_{\dagger}^1$ etc. we use

Definition 34.

$$\llbracket a_i \rrbracket = (\{a_i\}' \times \Lambda^1)^* \{a_i\} \quad (5.3)$$

$$\llbracket A \rrbracket = \llbracket [a_i a_j \cdots a_k] \rrbracket = (A' \times \Lambda^1)^* A \quad A = \{a_i, a_j, \dots, a_k\} \subseteq \Sigma_{\dagger}^1 \quad (5.4)$$

With this definition our regular expression example denotes the language

$$\begin{aligned} \llbracket \text{Hello, world!} \rrbracket = & \Lambda^* \{H\} \Lambda^* \{e\} \Lambda^* \{l\} \Lambda^* \{l\} \Lambda^* \{o\} \Lambda^* \{,\} \Lambda^* \{ \} \\ & \Lambda^* \{w\} \Lambda^* \{o\} \Lambda^* \{r\} \Lambda^* \{l\} \Lambda^* \{d\} \Lambda^* \{!\} \end{aligned} \quad (5.5)$$

which is exactly what we want.

²Most such strings would never occur in practice, since the pre-processing of strings $s \in \Sigma$ would only emit strings following the semantic rules of the symbols. The point is to make the regular expression denote all such strings.

5.1 Derivatives of anchor symbols

Definition 34 does not alter the definition of derivative, Definition 15. What we have done is simply to change what language each symbol in the regular expression denotes. With these adjustments we see that

$$\llbracket \partial_b A \rrbracket = \partial_b((A' \times \Lambda)^* A) \quad (5.6)$$

$$= \partial_b(A' \times \Lambda)(A' \times \Lambda)^* A + \nu((A' \times \Lambda)^*) \partial_b A \quad (5.7)$$

$$= \partial_b(A' \times \Lambda)(A' \times \Lambda)^* A + \partial_b A \quad (5.8)$$

$$= \begin{cases} \llbracket \varepsilon \rrbracket & b \in A \\ (A' \times \Lambda)^* A = \llbracket A \rrbracket & b \in A' \times \Lambda^1 \\ \llbracket \emptyset \rrbracket & b \in A' \times \Sigma^1 \end{cases} \quad (5.9)$$

Example 19. Let $\Sigma = \{a, 1\}$, and $\Lambda = \{\langle, \rangle\}$ as defined above. Let r be a regular expression³ over Σ_+ $r = \Sigma \Sigma^* \langle \Sigma^*$. Suppose we match r against four different strings using Algorithm 1.

a) $s_1 = aaa$. After pre-processing s_1 we have

$$\begin{aligned} \Sigma \Sigma^* \langle \Sigma^* \sim \langle aaa \rangle &\Leftrightarrow \partial_{\langle}(\Sigma) \Sigma^* \langle \Sigma^* \sim aaa \rangle \\ &\Leftrightarrow \Sigma \Sigma^* \langle \Sigma^* \sim aaa \rangle \\ &\Leftrightarrow \partial_a(\Sigma) \Sigma^* \langle \Sigma^* \sim aa \rangle \\ &\Leftrightarrow \Sigma^* \langle \Sigma^* \sim aa \rangle \\ &\Leftrightarrow \partial_a \Sigma^* \langle \Sigma^* \sim a \rangle \\ &\Leftrightarrow \partial_a(\Sigma) \Sigma^* \langle \Sigma^* + \partial_a \Sigma^* \sim a \rangle \\ &\Leftrightarrow \Sigma^* \langle \Sigma^* \sim a \rangle \\ &\Leftrightarrow \partial_a \Sigma^* \langle \Sigma^* \sim \rangle \\ &\Leftrightarrow \Sigma^* \langle \Sigma^* \sim \rangle \\ &\Leftrightarrow \partial_{\rangle} \Sigma^* \langle \Sigma^* \sim \varepsilon \\ &\Leftrightarrow \Sigma^* \langle \Sigma^* \sim \varepsilon = false \end{aligned}$$

b) $s_2 = 111$. After pre-processing s_2 we have

$$\begin{aligned} \Sigma \Sigma^* \langle \Sigma^* \sim 111 &\Leftrightarrow \partial_1(\Sigma) \Sigma^* \langle \Sigma^* \sim 11 \\ &\Leftrightarrow \Sigma^* \langle \Sigma^* \sim 11 \\ &\Leftrightarrow \partial_1 \Sigma^* \langle \Sigma^* \sim 1 \\ &\Leftrightarrow \partial_1(\Sigma) \Sigma^* \langle \Sigma^* + \partial_1 \Sigma^* \sim 1 \end{aligned}$$

³We use Σ^* to mean $[a_1 a_2 \cdots a_n]^*$ with $a_i \in \Sigma$.

$$\begin{aligned}
&\Leftrightarrow \Sigma^* \langle \Sigma^* \sim 1 \\
&\Leftrightarrow \partial_1 \Sigma^* \langle \Sigma^* \sim \varepsilon \\
&\Leftrightarrow \Sigma^* \langle \Sigma^* \sim \varepsilon = false
\end{aligned}$$

c) $s_3 = aa1$. After pre-processing s_3 we have

$$\begin{aligned}
\Sigma \Sigma^* \langle \Sigma^* \sim \langle aa \rangle 1 &\Leftrightarrow \partial_{\langle} (\Sigma) \Sigma^* \langle \Sigma^* \sim aa \rangle 1 \\
&\Leftrightarrow \Sigma \Sigma^* \langle \Sigma^* \sim aa \rangle 1 \\
&\Leftrightarrow \partial_a (\Sigma) \Sigma^* \langle \Sigma^* \sim a \rangle 1 \\
&\Leftrightarrow \Sigma^* \langle \Sigma^* \sim a \rangle 1 \\
&\Leftrightarrow \partial_a \Sigma^* \langle \Sigma^* \sim \rangle 1 \\
&\Leftrightarrow \partial_a (\Sigma) \Sigma^* \langle \Sigma^* + \partial_a \langle \Sigma^* \sim \rangle 1 \\
&\Leftrightarrow \Sigma^* \langle \Sigma^* \sim \rangle 1 \\
&\Leftrightarrow \partial_{\rangle} \Sigma^* \langle \Sigma^* \sim 1 \\
&\Leftrightarrow \Sigma^* \langle \Sigma^* \sim 1 \\
&\Leftrightarrow \partial_1 \Sigma^* \langle \Sigma^* \sim \varepsilon \\
&\Leftrightarrow \Sigma^* \langle \Sigma^* \sim \varepsilon = false
\end{aligned}$$

d) $s_4 = 1a$. After pre-processing s_4 we have

$$\begin{aligned}
\Sigma \Sigma^* \langle \Sigma^* \sim 1 \langle a \rangle &\Leftrightarrow \partial_1 (\Sigma) \Sigma^* \langle \Sigma^* \sim \langle a \rangle \\
&\Leftrightarrow \Sigma^* \langle \Sigma^* \sim \langle a \rangle \\
&\Leftrightarrow \partial_{\langle} \Sigma^* \langle \Sigma^* \sim a \rangle \\
&\Leftrightarrow \partial_{\langle} (\Sigma) \Sigma^* \langle \Sigma^* + \partial_{\langle} \langle \Sigma^* \sim a \rangle \\
&\Leftrightarrow \Sigma^* \langle \Sigma^* + \Sigma^* \sim a \rangle \\
&\Leftrightarrow \partial_a \Sigma^* \langle \Sigma^* + \partial_a \Sigma^* \sim \rangle \\
&\Leftrightarrow \Sigma^* \langle \Sigma^* + \Sigma^* \sim \rangle \\
&\Leftrightarrow \partial_{\rangle} \Sigma^* \langle \Sigma^* + \partial_{\rangle} \Sigma^* \sim \varepsilon \\
&\Leftrightarrow \Sigma^* \langle \Sigma^* + \Sigma^* \sim \varepsilon = true
\end{aligned}$$

As expected the expression matches strings with at least one \langle (“beginning-of-word”) anchor within the string. Case a) and c) above has a \langle at the beginning of the string, but not inside it, and case b) does not contain the anchor at all. \blacklozenge

Example 20. Imagine that we would like to match a string containing the two words “hello” and “world” irrespective of the case of the initial letter in

each word, and irrespective of if they occur on the same line or not. Also we want to ignore any number of spaces, and if there is a comma or not in between the words⁴. A possible regular expression could be⁵

$$r = \Sigma^*[Hh]ello[, \varepsilon][\bar{n}\bar{t}\bar{s}]^*[Ww]orld\Sigma^* \quad (5.10)$$

This expression would get much more complicated if we needed to take the possible anchors into account as well. However, the anchors come handy if we, for example, want to make sure that the “hello” part begins on a new line, then we could use

$$r = \Sigma^*_{\prec}[Hh]ello[, \varepsilon][\bar{n}\bar{t}\bar{s}]^*[Ww]orld\Sigma^* \quad (5.11)$$

◆

5.2 Single symbols, word boundaries and more

In Definition 34 we changed the languages denoted by regular expressions. This change leads us to the question whether we can still express the language $\{a_i\} \subseteq \Sigma_{\dagger}^*$, i.e. the language consisting of a string of length one without a prefix of possible anchors, with a regular expression or not.

For this purpose, let $A \subseteq \Sigma_{\dagger}^1$, and study the expression

$$\begin{aligned} \partial_b r &= \partial_b(\neg(A\Sigma_{\dagger}^*) \times s) \\ &= \partial_b(\neg(A\Sigma_{\dagger}^*)) \times \partial_b s \\ &= \neg(\partial_b(A\Sigma_{\dagger}^*)) \times \partial_b s \\ &= \neg(\partial_b(A)\Sigma_{\dagger}^*) \times \partial_b s \\ &= \begin{cases} \neg(A\Sigma_{\dagger}^*) \times \partial_b s & b \in A' \times \Lambda^1 \\ \neg(\emptyset) \times \partial_b s = \partial_b s & b \in A' \times \Sigma^1 \\ \neg(\Sigma_{\dagger}^*) \times \partial_b s = \emptyset & b \in A \\ \emptyset & \partial_b s = \emptyset \end{cases} \\ &= \begin{cases} \neg(A\Sigma_{\dagger}^*) \times \partial_b s & b \in A' \times \Lambda^1 \\ \partial_b s & b \in A' \times \Sigma^1 \\ \emptyset & otherwise \end{cases} \end{aligned} \quad (5.12)$$

Let us investigate (5.12) for a few different cases.

⁴Programmers around the world, and in different languages, have not agreed upon if it should be “Hello World”, “hello, world”, “Hello, world!” etc. It’s all a mess really ;-)

⁵We use Σ^* to mean $[a_1 a_2 \cdots a_n]^*$, with $a_i \in \Sigma$, and $\bar{n}, \bar{t}, \bar{s}$ to mean newline, tab, and space.

a) Let $A = \{a_i\}' \subseteq \Sigma_{\dagger}^1$, and $\mathbf{s} = \mathbf{a}_i$, then

$$\begin{aligned} \partial_b \mathbf{r} &= \partial_b(\neg([\mathbf{a}_1 \mathbf{a}_2 \cdots \mathbf{a}_{i-1} \mathbf{a}_{i+1} \cdots \mathbf{a}_n] \Sigma_{\dagger}^*) \times \mathbf{a}_i) = \partial_b(\neg([\mathbf{a}_i]' \Sigma_{\dagger}^*) \times \mathbf{a}_i) \\ &= \begin{cases} \neg([\mathbf{a}_i]' \Sigma_{\dagger}^*) \times \partial_b \mathbf{a}_i = \varepsilon & b = a_i \in \Lambda^1 \\ \partial_b \mathbf{a}_i = \varepsilon & b = a_i \in \Sigma^1 \\ \emptyset & \text{otherwise} \end{cases} \\ &= \begin{cases} \varepsilon & b = a_i \\ \emptyset & \text{otherwise} \end{cases} \end{aligned} \quad (5.13)$$

Thus, by Theorem 13, $\mathbf{r} = (\neg([\mathbf{a}_1 \mathbf{a}_2 \cdots \mathbf{a}_{i-1} \mathbf{a}_{i+1} \cdots \mathbf{a}_n] \Sigma_{\dagger}^*) \times \mathbf{a}_i)$ is a regular expression over Σ_{\dagger} that denotes the language $\{a_i\}$.

b) Let $A = \Lambda^1$, then $A' \times \Lambda^1 = \emptyset$ and we get

$$\partial_b \mathbf{r} = \partial_b(\neg(\Lambda \Sigma_{\dagger}^*) \times \mathbf{s}) = \begin{cases} \partial_b \mathbf{s} & b \in \Sigma^1 \\ \emptyset & \text{otherwise} \end{cases} \quad (5.14)$$

The expression $\neg(\Lambda \Sigma_{\dagger}^*) \times \mathbf{s}$ will therefore match strings matching \mathbf{s} as long as they don't begin with an anchor (symbol in Λ).

c) Let $A = [\langle \rangle]$, then $A' \times \Lambda^1 = [\neg \langle \rangle \succ \vdash]$ and we have

$$\begin{aligned} \partial_b \mathbf{r} &= \partial_b(\neg([\langle \rangle] \Sigma_{\dagger}^*) \times \mathbf{s}) \\ &= \begin{cases} \neg([\langle \rangle] \Sigma_{\dagger}^*) \times \partial_b \mathbf{s} & b \in [\neg \langle \rangle \succ \vdash] \\ \partial_b \mathbf{s} & b \in \Sigma^1 \\ \emptyset & \text{otherwise} \end{cases} \end{aligned} \quad (5.15)$$

Thus, \mathbf{r} will match any string matching \mathbf{s} , as long as it does not start with either \neg or \succ .

Example 21. Equation (5.15) is useful if we want an expression that forbids a word boundary at a specific position. Suppose we want to match \mathbf{s} followed by \mathbf{t} , but only when \mathbf{t} is not at a word boundary. One such expression is

$$\mathbf{r} = \mathbf{s}(\neg([\langle \rangle] \Sigma_{\dagger}^*) \times \mathbf{t}) \quad (5.16)$$

◆

Example 22. If we instead want an expression that requires a word boundary between the two parts \mathbf{s} and \mathbf{t} we can use

$$\mathbf{r} = \mathbf{s}[\langle \rangle] \mathbf{t} \quad (5.17)$$

◆

Chapter 6

Submatching

One of the most useful features found in many regular expression matcher implementations is the ability to tell which part of the input string matched a certain part of the expression. This is often called *submatching*.

Example 23. Let $\Sigma = \{a, b, c\}$ and suppose we have the expression $r = [ab]^*[bc]^*[ac]^*$. The algorithms we have discussed so far can tell us that a string, e.g. $s = abbcc$, is part of the language denoted by r , i.e. that r matches s . However, they cannot tell us if the first part of r , $[ab]^*$, matched a , ab , or abb . There are, in fact, a number of ways that the different parts of r can match the input s , we give two examples among others

$$\begin{array}{ccc} \underbrace{abb} & \underbrace{cc} & \underbrace{\varepsilon} \\ [ab]^* & [bc]^* & [ac]^* \end{array} \quad (6.1)$$

$$\begin{array}{ccc} \underbrace{a} & \underbrace{bbc} & \underbrace{c} \\ [ab]^* & [bc]^* & [ac]^* \end{array} \quad (6.2)$$



In this chapter we will discuss how submatching can be implemented using derivatives.

6.1 Tags, banks, and slots

Regular expressions denote regular languages. Theorem 13 can help us decide if a string belongs to a language or not. As we have seen, derivatives (and their corresponding states in a DFA) denotes what is *left to match* after partially processing an input string, i.e. they do not contain information about what has been seen before. In order track which part of a particular expression r that matches a certain part of a string s we need some sort of

memory. Inspired by Ville Laurikari and his work on tagged transitions[11], we therefore introduce four formal symbols into the regular expression syntax. We call them formal because they don't occur as parts of the language the expression denotes, and they don't affect derivation, but we manipulate them in a similar manner to other symbols. The idea is to let these formal symbols encode memory state, and memory operations to take place at certain points in the matching process.

First, in order to be able to track when a certain point in the expression is reached, we introduce *tags*. Each tag represents a position, and a pair of tags will work as submatch delimiters. Tags come in two flavors, *early* and *late*. The benefit of having two kinds of tags will become clear in section 6.3.4. Moreover, tags are enumerated, so each tag has a unique number.

Second, we note that each term in an expression denotes an alternative sequence to match. Thus, an expression of the form $r = s + t$ has two different sequences, or paths, that can match¹. In order to keep track of which path/paths that match, we augment each term in an expression with a *memory bank*. Each memory bank contains a set of *memory slots*, the number of slots in each bank equals the number of tags in the expression. A slot in a bank remembers a certain position in the input string. Initially each slot contains a value which indicates that the point in the expression has not been reached, e.g. -1 .

Third, we introduce the notion of *memory slot update*. A slot update represents an operation to update the slot in a particular bank with a position value.

The basic idea is to let derivation of tags, issue memory slot updates towards memory banks.

Definition 35 (Tags, bank, slot).

$$\Gamma = \left\{ \begin{smallmatrix} i \\ \lfloor \end{smallmatrix}, \begin{smallmatrix} j \\ \rfloor \end{smallmatrix}, \mu_k, \mu_{[p]}^l \right\} \quad i, j, k, l, p \in \mathbb{N} \quad (6.3)$$

$$\begin{aligned} \begin{smallmatrix} i \\ \lfloor \end{smallmatrix} &= \text{early tag, numbered } i. \\ \begin{smallmatrix} j \\ \rfloor \end{smallmatrix} &= \text{late tag, numbered } j. \\ \mu_k &= \text{memory bank } k \\ \mu_{[p]}^l &= \text{update memory slot } l \text{ with value } p \end{aligned}$$

We also define $\Sigma_+ = \Sigma + \Gamma$, and let μ_n^m mean the value of slot m in bank n .

¹Note that these paths need not to be exclusive, a particular input string may actually match both paths.

Having introduced the symbols in Γ we also extend the regular expression grammar for the non-terminal “atom” to account for these new terminals.

$$\begin{aligned}
atom &= \neg, atom \\
&| a_1 | a_2 | \dots | a_n \quad a_j \subseteq \Sigma^1 \\
&| [, list,] \text{ (* we usually write this as } A \text{ *)} \\
&| "" \text{ (* we usually write this as } \varepsilon \text{ *)} \\
&| (, disj,) \\
&| \begin{smallmatrix} 2i \\ \lfloor \end{smallmatrix} , disj, \begin{smallmatrix} 2i+1 \\ \rfloor \end{smallmatrix} | \begin{smallmatrix} 2i \\ \lfloor \end{smallmatrix} , disj, \begin{smallmatrix} 2i+1 \\ \rfloor \end{smallmatrix} \quad i \in \mathbb{N} \\
&| \mu_k | \mu_{[p]}^l \quad k, l, p \in \mathbb{N} \\
list &= a_i, list \quad a_i \subseteq \Sigma^1 \\
&| ""
\end{aligned}$$

Study the productions we have added for tags. Tags always occurs in pairs either an early and a late, or two early ones. The semantics is the same as for parentheses, i.e. a grouping that may change the precedence. However, in addition to that, they will also record positions. The numbering of tags will be discussed further in 6.3.2.

As mentioned earlier, we do not want these symbols to affect the language denoted by an expression. Formally, we therefore let all the symbols correspond to the $\{\varepsilon\}$ language², i.e.

$$[\begin{smallmatrix} i \\ \lfloor \end{smallmatrix}], [\begin{smallmatrix} j \\ \rfloor \end{smallmatrix}], [\mu_k], [\mu_{[p]}^l] = \{\varepsilon\} \quad (6.4)$$

Now, let r be a regular expression over Σ_+ . The expression $\mu_k r$ is to be interpreted as the expression r augmented with memory bank μ_k . μ_k keeps a history record of how r was formed. Banks such as μ_k will be discussed in more detail later, when we discuss derivatives of symbols in Γ .

We postulate the following “copy-on-distribution” property for memory banks. That is, when we use the distributive law together with a memory bank, each term gets an independent copy of the bank. As we will see later, it is sometimes useful to keep track of which bank made which copy in intermediate expressions. We use the $\hat{\mu}_k$ as a notation for that, meaning that $\hat{\mu}_k$ is a copy of μ_k .

$$\mu_k(r + s) = \mu_k r + \hat{\mu}_k s = \mu_k r + \mu_m s \quad (6.5)$$

²This will preserve the denoted language except for pathological edge cases where symbols $\gamma \in \Gamma$ occur on their own, such as $(\emptyset + \begin{smallmatrix} i \\ \lfloor \end{smallmatrix})$ or $(r \times \begin{smallmatrix} i \\ \lfloor \end{smallmatrix})$. While a theoretical possibility, such expressions are rather pointless to use in practice since the submatch will not capture anything.

Bank μ_m has initially the same content as μ_k , but slots in each bank can be updated independently, and hence the memory banks will evolve independent of each other.

Also, since the formal language of μ is $\{\varepsilon\}$, it is reasonable (and useful, as we will see later on) to define the equalities

$$\varepsilon + \mu_k = \mu_k \quad (6.6)$$

Further, we define an expression of the form

$$\mu_k = \mu_k \mu_{[p]}^i \quad (6.7)$$

to mean that the value of slot number i in μ_k is to be set to p . Moreover, slot updates have the following properties

$$(\mathbf{r} \times \mu_{[p]}^i \mathbf{s}) = (\mu_{[p]}^i \mathbf{r} \times \mathbf{s}) = \mu_{[p]}^i (\mathbf{r} \times \mathbf{s}) \quad (6.8)$$

$$\neg(\mu_{[p]}^i \mathbf{r}) = \mu_{[p]}^i \neg(\mathbf{r}) \quad (6.9)$$

$$\varepsilon + \mu_{[p]}^i = \mu_{[p]}^i \quad (6.10)$$

We also set³

$$\mu_k \mu_k = \mu_k \quad (6.11)$$

Definition 36 (Tag, bank, slot derivative and nullify function). Let \mathbf{r} be a regular expression over Σ_+ , $s \in \Sigma^*$ be a string, and let p be the current position⁴. We make the following definitions for the nullify function

$$\nu(_)^i = \mu_{[p]}^i \quad (6.12)$$

$$\nu(_])^i = \mu_{[p]}^i \quad (6.13)$$

$$\nu(\mu_{[p]}^i) = \mu_{[p]}^i \quad (6.14)$$

$$\nu(\mu_k) = \mu_k \quad (6.15)$$

Further, symbols in Γ behave as ε , and follows the ordinary rules of derivation, see Theorem 12. In particular we have for $\gamma \in \Gamma$

$$\partial_s \gamma = \begin{cases} \gamma & s = \varepsilon \\ \emptyset & \text{otherwise} \end{cases} \quad (6.16)$$

$$\partial_s(\gamma \mathbf{r}) = \partial_s(\gamma) \mathbf{r} + \nu(\gamma) \partial_s \mathbf{r} \quad (6.17)$$

³The case with concatenations of banks does not occur in practice. However, the definition simplifies the proof of Theorem 34

⁴The current position is a value defined by the environment. In a typical matching scenario, using an algorithm like Algorithm 1, this will be the current position in the input string

For future reference we state rule (6.17) explicitly for $s = a \in \Sigma^1$.

$$\partial_a(\llbracket^i \mathbf{r}) = \partial_a(\llbracket^i \mathbf{r} + \nu(\llbracket^i) \partial_a \mathbf{r} = \mu_{[p]}^i \partial_a \mathbf{r} \quad (6.18)$$

$$\partial_a(\rrbracket^i \mathbf{r}) = \partial_a(\rrbracket^i \mathbf{r} + \nu(\rrbracket^i) \partial_a \mathbf{r} = \mu_{[p]}^i \partial_a \mathbf{r} \quad (6.19)$$

$$\partial_a(\mu_{[p]}^i \mathbf{r}) = \partial_a(\mu_{[p]}^i \mathbf{r} + \nu(\mu_{[p]}^i) \partial_a \mathbf{r} = \mu_{[p]}^i \partial_a \mathbf{r} \quad (6.20)$$

$$\partial_a(\mu_k \mathbf{r}) = \partial_a(\mu_k \mathbf{r} + \nu(\mu_k) \partial_a \mathbf{r} = \mu_k \partial_a \mathbf{r} \quad (6.21)$$

Thus, an informal way of stating the above is to say that a derivation of a tag gives a memory update operation towards the corresponding slot, while memory banks and memory updates are transparent to derivations.

With these definitions, equation (3.1) becomes

$$s \in \mathbf{r} \Leftrightarrow \mu_k \in \partial_s \mathbf{r} \quad (6.22)$$

for some memory bank μ_k . The slots of μ_k will hold the position values in s for the tags passed in \mathbf{r} , and thus be a record of which parts of \mathbf{r} matched certain parts of s .

Now, let $s \in \Sigma^*$ be a string, and let \mathbf{r} and \mathbf{t} be regular expressions over Σ_+ . Suppose that

$$\partial_s(\mu_k \mathbf{t}) = \mu_k \mu_{[p]}^i \mu_{[q]}^j \mathbf{r} = \mu_k \mathbf{r} \quad (6.23)$$

Such an expression means that \mathbf{r} was formed through derivation of \mathbf{t} , and during that derivation, tag i was passed at position p in s , while tag j was passed at position q .

Example 24. Let $\mathbf{r} = \mu_1 \llbracket^0 \mathbf{a} \rrbracket^1 \mathbf{b}$, and match \mathbf{r} against the string $s = ab$ using Algorithm 1.

$$\begin{aligned} \mu_1 \llbracket^0 \mathbf{a} \rrbracket^1 \mathbf{b} \sim ab &\Leftrightarrow \partial_a(\mu_1 \llbracket^0 \mathbf{a} \rrbracket^1 \mathbf{b}) \sim b \\ &\Leftrightarrow \mu_1 \partial_a(\llbracket^0 \mathbf{a} \rrbracket^1 \mathbf{b}) \sim b \\ &\Leftrightarrow \mu_1 \mu_{[0]}^0 \partial_a(\mathbf{a} \rrbracket^1 \mathbf{b}) \sim b \\ &\Leftrightarrow \mu_1 \mu_{[0]}^0 \rrbracket^1 \mathbf{b} \sim b \\ &\Leftrightarrow \mu_1 \mu_{[0]}^0 \partial_b(\rrbracket^1 \mathbf{b}) \sim \varepsilon \\ &\Leftrightarrow \mu_1 \mu_{[0]}^0 \mu_{[1]}^1 \partial_b \mathbf{b} \sim \varepsilon \\ &\Leftrightarrow \mu_1 \mu_{[0]}^0 \mu_{[1]}^1 \sim \varepsilon \\ &\Leftrightarrow \mu_1 \sim \varepsilon = \text{true} \end{aligned}$$

The example is trivial, but shows the principle. The expression $\mu_1 \mu_{[0]}^0 \mu_{[1]}^1$ means that slot 0 and 1 in μ_1 will be updated with the values 0 and 1 respectively. Hence, when the matching is finished the slots of μ_1 will hold the positions when \llbracket^0 and \rrbracket^1 were passed. With the aid of the information in μ_1 we can point out what section of the input string that matched between \llbracket^0 and \rrbracket^1 in the expression. \blacklozenge

Example 25. Let $r = \mu_1 \overset{o}{\lceil} a \overset{1}{\rceil}$, and match r against the string $s = a$ using Algorithm 1.

$$\begin{aligned}
\mu_1 \overset{o}{\lceil} a \overset{1}{\rceil} \sim a &\Leftrightarrow \partial_a(\mu_1 \overset{o}{\lceil} a \overset{1}{\rceil}) \sim \varepsilon \\
&\Leftrightarrow \mu_1 \partial_a(\overset{o}{\lceil} a \overset{1}{\rceil}) \sim \varepsilon \\
&\Leftrightarrow \mu_1 \mu_{[o]}^o \partial_a(a \overset{1}{\rceil}) \sim \varepsilon \\
&\Leftrightarrow \mu_1 \mu_{[o]}^o \overset{1}{\rceil} \sim \varepsilon \\
&\Leftrightarrow \mu_1 \overset{1}{\rceil} \sim \varepsilon = \text{true}
\end{aligned}$$

This example exposes a problem. While $\mu_{[o]}^o$ correctly updates the value of the first slot in μ_1 , and thus records the position when we pass $\overset{o}{\lceil}$, the second tag $\overset{1}{\rceil}$ never gets transformed into a memory update operation. Therefore, μ_1 will not hold the correct information about the end position. This is the problem we will turn to next. \blacklozenge

6.2 Tag evaluation operation

In order to solve the “dangling tag” problem in Example 25 we introduce a new operation.

Definition 37 (Tag evaluation). Let r and s be a regular expressions over Σ_+ , and p the current position. Then we define *tag evaluation*, τ , on expressions over Σ_+ recursively as follows.

$$\tau(\emptyset) = \emptyset \quad (6.24)$$

$$\tau(\varepsilon) = \varepsilon \quad (6.25)$$

$$\tau(a) = a \quad a \subseteq \Sigma^1 \quad (6.26)$$

$$\tau(\mu_i) = \mu_i \quad (6.27)$$

$$\tau(\overset{i}{\lceil}) = \mu_{[p]}^i \quad (6.28)$$

$$\tau(\overset{i}{\rceil}) = \mu_{[p]}^i \quad (6.29)$$

$$\tau(\mu_{[p]}^i) = \mu_{[p]}^i \quad (6.30)$$

$$\tau(r^*) = (\varepsilon + \nu(\tau(r)))r^* \quad (6.31)$$

$$\tau(\neg r) = \neg(\tau(r)) \quad (6.32)$$

$$\tau(r + s) = \tau(r) + \tau(s) \quad (6.33)$$

$$\tau(r \times s) = \tau(r) \times \tau(s) \quad (6.34)$$

$$\tau(rs) = \begin{cases} \tau(r)\tau(s) & r = \gamma \in \Gamma \\ \tau(r)s & \nu(r) = \emptyset \\ (\varepsilon + \nu(\tau(s)))\tau(r)s & \text{otherwise} \end{cases} \quad (6.35)$$

Theorem 34 (Tag evaluation idempotence). *Let r be a regular expression over Σ_+ . Then*

$$\tau(\tau(r)) = \tau(r) \quad (6.36)$$

Proof. The proof is by induction over the number of operations, n , used to form r . It directly follows from equations (6.24) through (6.30) that the theorem holds for $n = 0$. Assume that it holds for $n = k$. Let r be an expression with $n = k + 1$. We can easily conclude that the theorem holds by the induction hypothesis if r is of one of the forms in equations (6.32) through (6.34). Left to prove are the cases for equations (6.31) and (6.35).

We first note that for any r we have that $\tau(\nu(r)) = \nu(r)$ since $\nu(r) \in \{\emptyset, \varepsilon, \mu_k\}$ for some k , and $(\varepsilon + \nu(r))(\varepsilon + \nu(r)) = (\varepsilon + \nu(r) + \nu(r)\nu(r)) = (\varepsilon + \nu(r))$.

Let $r = s^*$. Then

$$\begin{aligned} \tau(\tau(s^*)) &= \tau(\varepsilon + \nu(\tau(s)))\tau(s^*) \\ &= (\varepsilon + \nu(\tau(s)))(\varepsilon + \nu(\tau(s)))s^* \\ &= (\varepsilon + \nu(\tau(s)))s^* \\ &= \tau(s^*) \end{aligned} \quad (6.37)$$

and thus the theorem holds for (6.31).

Let instead $r = st$. Then we have three cases

Case 1: $s = \gamma \in \Gamma \Rightarrow \tau(s) \in \Gamma$ and we have

$$\tau(\tau(st)) = \tau(\tau(s)\tau(t)) = \tau(\tau(s))\tau(\tau(t)) = \tau(s)\tau(t) = \tau(st) \quad (6.38)$$

Where the third equality follows from the induction hypothesis.

Case 2: $\nu(s) = \emptyset \Rightarrow \nu(\tau(s)) = \emptyset$ since, by Theorem 35, s and $\tau(s)$ denotes the same language. Thus,

$$\tau(\tau(st)) = \tau(\tau(s)t) = \tau(\tau(s))t = \tau(s)t = \tau(st) \quad (6.39)$$

Where, again, the third equality follows from the induction hypothesis.

Case 3: In general we have

$$\begin{aligned} \tau(\tau(st)) &= \tau((\varepsilon + \nu(\tau(t)))\tau(s)t) \\ &= \tau(\varepsilon + \nu(\tau(t)))\tau(\tau(s)t) \\ &= (\varepsilon + \nu(\tau(t)))(\varepsilon + \nu(\tau(t)))\tau(\tau(s))t \\ &= (\varepsilon + \nu(\tau(t)))\tau(\tau(s))t \\ &= (\varepsilon + \nu(\tau(t)))\tau(s)t \\ &= \tau(st) \end{aligned} \quad (6.40)$$

The fifth equality follows from the induction hypothesis.

Hence, the theorem also holds for (6.35), which concludes the proof ⁵. \diamond

Theorem 35. *Let r be a regular expression over Σ_+ , then r and $\tau(r)$ denotes the same language.*

Proof. First we note that the structure of r is preserved by τ . This obvious from the definition in most cases, the only question is with regard to equations (6.31) and (6.35). At first it seems that this may introduce new terms into the expression. However, $\nu(s) \in \{\emptyset, \varepsilon, \mu_k\}$ for some k . Therefore, by property (6.6), $(\varepsilon + \nu(s))$ will collapse into a single term, whose corresponding language is $\{\varepsilon\}$.

Second, the corresponding language of all symbols are preserved by τ . The only symbols that are altered by τ are \lfloor and \rfloor . Since \lfloor , \rfloor and μ_i all correspond to $\{\varepsilon\}$, the denoted language is the same. \diamond

Example 26. Let us study the expression in Example 25 again, but now with an added tag evaluation.

$$\begin{aligned} \tau(\partial_a(\mu_1 \lfloor \mathbf{a} \rfloor)) &= \tau(\mu_1 \partial_a(\lfloor \mathbf{a} \rfloor)) = \tau(\mu_1 \mu_{[0]}^0 \partial_a(\mathbf{a}^1)) \\ &= \tau(\mu_1 \mu_{[0]}^0 \rfloor) = \mu_1 \mu_{[0]}^0 \tau(\rfloor) = \mu_1 \mu_{[0]}^0 \mu_{[1]}^1 \end{aligned} \quad (6.41)$$

As expected μ_1 gets updated with values for both slot 0 and slot 1, and will hold correct information about the submatch. \blacklozenge

Example 26 is the simplest expression possible. Let us take a look at a slightly more complex example, and study how τ behaves when repetition is involved.

Example 27. Let $r_0 = \mu_1 \lfloor \mathbf{a}^* \rfloor$.

$$\begin{aligned} r_1 &= \tau(\partial_a(r_0)) = \tau(\partial_a(\mu_1 \lfloor \mathbf{a}^* \rfloor)) \\ &= \tau(\mu_1 \partial_a(\lfloor \mathbf{a}^* \rfloor)) = \tau(\mu_1 \mu_{[0]}^0 \partial_a(\mathbf{a}^* \rfloor)) \\ &= \tau(\mu_1 \mu_{[0]}^0 (\partial_a(\mathbf{a}^*)^1 + \nu(\mathbf{a}^*) \partial_a(\rfloor))) \\ &= \mu_1 \mu_{[0]}^0 \tau(\partial_a(\mathbf{a}^*)^1) = \mu_1 \mu_{[0]}^0 \tau(\partial_a(\mathbf{a}) \mathbf{a}^* \rfloor) \\ &= \mu_1 \mu_{[0]}^0 \tau(\mathbf{a}^* \rfloor) = \mu_1 \mu_{[0]}^0 (\varepsilon + \nu(\tau(\rfloor))) \tau(\mathbf{a}^*)^1 \\ &= \mu_1 \mu_{[0]}^0 \mu_{[1]}^1 \tau(\mathbf{a}^*)^1 = \mu_1 \mu_{[0]}^0 \mu_{[1]}^1 \mathbf{a}^* \rfloor \end{aligned} \quad (6.42)$$

$$\begin{aligned} r_2 &= \tau(\partial_a(r_1)) = \tau(\partial_a(\mu_1 \mu_{[0]}^0 \mu_{[1]}^1 \mathbf{a}^* \rfloor)) \\ &= \mu_1 \mu_{[0]}^0 \mu_{[1]}^1 \tau(\partial_a(\mathbf{a}^*)^1) = \mu_1 \mu_{[0]}^0 \mu_{[1]}^1 \tau(\partial_a(\mathbf{a}) \mathbf{a}^* \rfloor) \\ &= \mu_1 \mu_{[0]}^0 \mu_{[1]}^1 \tau(\mathbf{a}^* \rfloor) = \mu_1 \mu_{[0]}^0 \mu_{[1]}^1 (\varepsilon + \nu(\tau(\rfloor))) \tau(\mathbf{a}^*)^1 \\ &= \mu_1 \mu_{[0]}^0 \mu_{[1]}^1 \mu_{[2]}^1 \tau(\mathbf{a}^*)^1 = \mu_1 \mu_{[0]}^0 \mu_{[1]}^1 \mu_{[2]}^1 \mathbf{a}^* \rfloor = r_1 \end{aligned} \quad (6.43)$$

⁵Although this result may seem of limited theoretical value, it can simplify some parts of an implementation.

In (6.43) we see that each derivative of r_1 results in the same expression, but with an update of slot 1 with the current position. Hence, after each iteration the memory μ_1 will keep information about what has been matched.⁶ ♦

Theorem 36. *Let r be a regular expression over Σ_+ . We note the following two properties for $\tau(r)$.*

- a) *If $r = \gamma s$ for $\gamma \in \left\{ \begin{smallmatrix} i \\ \lfloor \end{smallmatrix} \right\}$, then $\tau(r) = \mu_{[p]}^i \tau(s)$. That is, τ transforms $\begin{smallmatrix} i \\ \lfloor \end{smallmatrix}$ and $\begin{smallmatrix} i \\ \rfloor \end{smallmatrix}$ symbols in the beginning of an expression into memory update operations.*
- b) *If r is nullable, $\tau(r)$ will issue memory update operations for all tags that are part of a nullable subexpression of r .*

Proof.

a) follows directly from the definition.

b) The proof is by induction over the number of operations, n , used to form r . The theorem is true for $n = 0$, since the only nullable expressions are given by equations (6.25), (6.27), (6.28), (6.29) and (6.30).

Assume that the theorem holds for $n = k$. Then, it also holds for $n = k + 1$. By the induction hypothesis it is true for equations, (6.33), (6.34). Left to prove are (6.32), (6.31) and (6.35).

Equation (6.32) is a bit special. If $\neg r$ is nullable, then r is not. But then the theorem holds, since there are no tags that are part of a nullable subexpression.

Let us continue with (6.31). If r is nullable, then, by the induction hypothesis, the theorem holds for $\tau(r)$ and $(\varepsilon + \nu(\tau(r)))$ will collapse to that set of memory update operations. However, compared with r , r^* does not contain any new tags, and thus the theorem holds. If r is not nullable, then, by Theorem 35, $\tau(r)$ will not be nullable either. In this case, $(\varepsilon + \nu(\tau(r))) = \varepsilon$, and the theorem still holds.

Lastly, assume $r = st$ and study equation (6.35). Since r is nullable, so is both s and t . But then the second case in (6.35) is ruled out, and the theorem holds by the induction hypothesis.

♦

⁶The current position is updated after each derivation.

Example 28. Let $r = ({}^0({}^2a^3)^*{}_1)^*$. Then

$$\begin{aligned}
\tau(r) &= \tau(({}^0({}^2a^3)^*{}_1)^*) \\
&= (\varepsilon + \underbrace{\nu(\tau({}^0({}^2a^3)^*{}_1))}_q)r \\
q &= \tau({}^0({}^2a^3)^*{}_1) \\
&= \mu_{[p]}^0 \mu_{[p]}^1 \tau(({}^2a^3)^*) \\
&= \mu_{[p]}^0 \mu_{[p]}^1 (\varepsilon + \nu(\tau({}^2a^3)))({}^2a^3)^* \\
&= \mu_{[p]}^0 \mu_{[p]}^1 (\varepsilon + \emptyset)({}^2a^3)^* \\
&= \mu_{[p]}^0 \mu_{[p]}^1 ({}^2a^3)^*
\end{aligned}$$

Hence,

$$\tau(r) = (\varepsilon + \nu(\mu_{[p]}^0 \mu_{[p]}^1 ({}^2a^3)^*))r = (\varepsilon + \mu_{[p]}^0 \mu_{[p]}^1 \nu(({}^2a^3)^*))r = \mu_{[p]}^0 \mu_{[p]}^1 r \quad (6.44)$$

Which is the expected result. Tags 0 and ${}_1$ wraps something nullable, whereas tags 2 and ${}_3$ does not. \blacklozenge

6.3 Memory disambiguation

In the previous sections we have presented a mechanism based on derivation that records when a certain position in an expression is matched. We are now ready take on the problem presented in the beginning of this chapter.

Example 29. Let $r_0 = \mu_1 {}^0a^{*12}{}_1 a^{*3}a$, and let input be $s = aa$.

$$\begin{aligned}
r_1 &= \tau(\partial_a r_0) = \tau(\partial_a (\mu_1 {}^0a^{*12}{}_1 a^{*3}a)) = \mu_1 \tau(\partial_a ({}^0a^{*12}{}_1 a^{*3}a)) \\
&= \mu_1 \tau(\mu_{[0]}^0 \partial_a (a^{*12}{}_1 a^{*3}a)) = \mu_1 \mu_{[0]}^0 \tau(\partial_a (a^{*12}{}_1 a^{*3}a)) \\
&= \mu_1 \mu_{[0]}^0 \tau(\partial_a (a^*)^{12}{}_1 a^{*3}a + \partial_a ({}_1^{12} a^{*3}a)) \\
&= \mu_1 \mu_{[0]}^0 \tau(a^{*12}{}_1 a^{*3}a + \mu_{[0]}^1 \mu_{[0]}^2 \partial_a (a^{*3}a)) \\
&= \mu_1 \mu_{[0]}^0 \tau(a^{*12}{}_1 a^{*3}a + \mu_{[0]}^1 \mu_{[0]}^2 (\partial_a (a^*)^3 a + \partial_a ({}_3^3 a))) \\
&= \mu_1 \mu_{[0]}^0 \tau(a^{*12}{}_1 a^{*3}a + \mu_{[0]}^1 \mu_{[0]}^2 (a^{*3}a + \mu_{[0]}^3 \partial_a (a))) \\
&= \mu_1 \mu_{[0]}^0 \tau(a^{*12}{}_1 a^{*3}a + \mu_{[0]}^1 \mu_{[0]}^2 a^{*3}a + \mu_{[0]}^1 \mu_{[0]}^2 \mu_{[0]}^3) \\
&= \underbrace{\mu_1 \mu_{[0]}^0 a^{*12}{}_1 a^{*3}a}_1 + \underbrace{\mu_{[0]}^1 \mu_{[0]}^2 a^{*3}a}_2 + \underbrace{\mu_{[0]}^1 \mu_{[0]}^2 \mu_{[0]}^3}_3 \\
&= \underbrace{\mu_1 a^{*12}{}_1 a^{*3}a}_1 + \underbrace{\mu_2 a^{*3}a}_2 + \underbrace{\mu_3}_3 \quad (6.45)
\end{aligned}$$

For the last equality we have applied the slot updates to respective bank. We can interpret these terms in order. Term 1 is what is left to match if the first \mathbf{a}^* is used to match the first input a . Term 2 is what is left to match if the first \mathbf{a}^* matches ε and the second \mathbf{a}^* matches the a input symbol. Term 3 is what it is left to match (i.e. nothing) if both \mathbf{a}^* matches ε and the last \mathbf{a} matches the first input symbol. Since $\nu(\mathbf{r}_1) = \hat{\mu}_1 \mu_{[0]}^0 \mu_{[0]}^1 \mu_{[0]}^2 \mu_{[0]}^3 = \mu_3$, a is part of the language denoted by \mathbf{r}_0 . Further, we see that when matching input a , all slot values are 0 for the matching term 3.

Continue to study

$$\begin{aligned}
r_2 &= \tau(\partial_a r_1) \\
&= \tau(\partial_a(\mu_1 \mu_{[0]}^0 \mathbf{a}^{*12} \mathbf{a}^{*3} \mathbf{a})) + \tau(\partial_a(\mu_2 \mu_{[0]}^0 \mu_{[0]}^1 \mu_{[0]}^2 \mathbf{a}^{*3} \mathbf{a})) \\
&\quad + \tau(\partial_a(\mu_3 \mu_{[0]}^0 \mu_{[0]}^1 \mu_{[0]}^2 \mu_{[0]}^3)) \\
&= \underbrace{\mu_1 \mu_{[0]}^0 \tau(\partial_a(\mathbf{a}^{*12} \mathbf{a}^{*3} \mathbf{a}))}_1 + \underbrace{\mu_2 \mu_{[0]}^0 \mu_{[0]}^1 \mu_{[0]}^2 \tau(\partial_a(\mathbf{a}^{*3} \mathbf{a}))}_2 \\
&= \underbrace{\mu_1 \mu_{[0]}^0 \mathbf{a}^{*12} \mathbf{a}^{*3} \mathbf{a}}_a + \underbrace{\hat{\mu}_1 \mu_{[0]}^0 \mu_{[1]}^1 \mu_{[1]}^2 \mathbf{a}^{*3} \mathbf{a}}_b + \underbrace{\hat{\mu}_1 \mu_{[0]}^0 \mu_{[1]}^1 \mu_{[1]}^2 \mu_{[1]}^3}_c \\
&\quad \underbrace{\mu_2 \mu_{[0]}^0 \mu_{[0]}^1 \mu_{[0]}^2 \mathbf{a}^{*3} \mathbf{a}}_d + \underbrace{\hat{\mu}_2 \mu_{[0]}^0 \mu_{[0]}^1 \mu_{[0]}^2 \mu_{[1]}^3}_e \\
&\quad \underbrace{\hspace{10em}}_2
\end{aligned}$$

Obviously \mathbf{r}_0 matches aa . There are two terms, c and e , in the above expression that signals the match since they both contain ε . However, they differ in their memory, i.e. they correspond to two different ways that \mathbf{r}_0 matches aa . From the slot values we see that term c corresponds to the case when the first \mathbf{a}^* has matched the first a , and term e represents the case when the second \mathbf{a}^* matched the first a . We can illustrate it in a similar manner to what we did in Example 23 in the introduction to this chapter.

$$\text{term } c \quad \underbrace{a}_{\mathbf{a}^*} \underbrace{\varepsilon}_{\mathbf{a}^*} \underbrace{a}_{\mathbf{a}} \quad (6.46)$$

$$\text{term } e \quad \underbrace{\varepsilon}_{\mathbf{a}^*} \underbrace{a}_{\mathbf{a}^*} \underbrace{a}_{\mathbf{a}} \quad (6.47)$$

Likewise, there are two other terms that are equal and only differ in memory, b and d .

$$\text{term } b \quad \underbrace{a}_{\mathbf{a}^*} \underbrace{a}_{\mathbf{a}^*} \underbrace{\hspace{1em}}_{\mathbf{a}} \quad (6.48)$$

$$\text{term } d \quad \underbrace{\varepsilon}_{\mathbf{a}^*} \underbrace{aa}_{\mathbf{a}^*} \underbrace{\hspace{1em}}_{\mathbf{a}} \quad (6.49)$$

The term left, term a , captures the case when the first a^* matched both a 's in the input.

$$\text{term } a \quad \underbrace{aa}_{a^*} \underbrace{a}_{a^*} \underbrace{a}_a \quad (6.50)$$

In general, regular expression matcher implementations do not report all possible ways the expression matches a string. Instead, they employ some sort of disambiguation policy to select a particular match in an ambiguous case. The same policy is applied in order to choose between other ambiguous terms like b and d . Before we continue this example, we discuss such a policy in the following section. \blacklozenge

6.3.1 POSIX semantics

As the above example illustrates, there may be many different ways to “distribute” a match over a regular expressions constituents. A popular disambiguation policy to make the matching predictable is given in the POSIX specification[14, ch 9]. There submatches are delimited by parentheses⁷. Glenn Fowler, formerly of Bell Labs and AT&T Labs Research, has given a succinct interpretation of the matching rules[8] which we restate here with a slight adaption to our terminology.

1. Determine the longest of the first-most matches for the complete expression. Let this be submatch $\$0$.
2. Consistent with the whole match being the longest of the first-most matches, each subpattern⁸, from left to right, shall match the longest possible string. For this purpose, an empty string shall be considered to be longer than no match at all.
3. Enumerate the submatches. Submatch $\$i$ begins at the i th opening bracket, counting from 1 to n .
4. For $1 \leq i \leq n$ determine the longest match for $\$i$ consistent with the matches already determined for $\$j$, $0 \leq j < i$.

⁷Hence, a submatch in POSIX corresponds to the parenthesized production in the non-terminal *atom* in the grammar given in Definition 20

⁸Subpattern in the POSIX terminology corresponds to the non-terminal *clos* in Definition 20

Example 30. Let $r = (a + \varepsilon)((ab) + \varepsilon)$, and input $s = ab$ then

SUBMATCH	EXPRESSION	MATCH
\$ ₀	$(a + \varepsilon)((ab) + \varepsilon)$	ab
\$ ₁	$(a + \varepsilon)$	ε
\$ ₂	$((ab) + \varepsilon)$	ab
\$ ₃	(ab)	ab

◆

Example 31. Let $\Sigma = \{a, b, c\}$, $r = [ab]^*(([bc])^*)$, and input $s = abbcc$. Then the POSIX policy would give

SUBMATCH	EXPRESSION	MATCH
\$ ₀	$[ab]^*(([bc])^*)$	$abbcc$
\$ ₁	$(([bc])^*)$	cc
\$ ₂	$([bc])$	c

◆

Example 32. Let $r = (a^*)(a^*)a$, and input $s = aa$. This is the POSIX equivalent of the situation in Example 29. Applying the policy above we have

SUBMATCH	EXPRESSION	MATCH
\$ ₀	$(a^*)(a^*)a$	aa
\$ ₁	(a^*)	a
\$ ₂	(a^*)	ε

◆

6.3.2 Bank order and disambiguation

Definition 38 (Bank order). Let μ_i and μ_j be memory banks with n slots each, and suppose $\mu_i^l = \mu_j^l$ for $0 \leq l < k < n$, i.e. the k first slot values are equal. Bank μ_i is said to have *higher priority* than μ_j , written $\mu_i > \mu_j$, when either

- a) Slot k is of type early and $\mu_i^k < \mu_j^k$, i.e the value of slot k in μ_i is less than the value of slot k in μ_j .

or

- b) Slot k is of type late and $\mu_i^k > \mu_j^k$, i.e. the value of slot k in μ_i is greater than the value of slot k in μ_j .

If all slot values are equal, the banks are said to have *equal priority*, otherwise μ_i has *lower priority* than μ_j , written $\mu_i < \mu_j$.

The definition of bank order gives us a policy that we can use to disambiguate terms in a regular expression matching scenario.

Example 33. Consider once more the expression for r_2 in Example 29, and compare the bank order for terms c and e . We have

$$\mu_5 = \underbrace{\hat{\mu}_1 \mu_{[0]}^0 \mu_{[1]}^1 \mu_{[1]}^2 \mu_{[1]}^3}_c > \underbrace{\hat{\mu}_2 \mu_{[0]}^0 \mu_{[0]}^1 \mu_{[0]}^2 \mu_{[1]}^3}_e = \mu_6 \quad (6.51)$$

since after applying the slot updates $\mu_5^0 = \mu_6^0 = 0$, and $\mu_5^1 = 1$ but $\mu_6^1 = 0$ and tag 1 is of late type.

Similarly, applying the slot updates and by comparing the bank order between terms b and d we have

$$\mu_4 = \hat{\mu}_1 \mu_{[0]}^0 \mu_{[1]}^1 \mu_{[1]}^2 > \mu_2 \mu_{[0]}^0 \mu_{[0]}^1 \mu_{[0]}^2 = \mu_2 \quad (6.52)$$

Thus, the full expression for r_2 after applying this disambiguation is

$$r_2 = \mu_1 a^{*12} [a^{*3}] a + \mu_4 a^{*3} a + \mu_5 \quad (6.53)$$

Since $\nu(r_2) = \mu_5$, r_0 matches the string aa , and the reported submatches are

SUBMATCH	EXPRESSION	MATCH
$\$0$	$[a^{*12}] [a^{*3}] a$	aa
$\$1$	$[a^{*1}]$	a
$\$2$	$[a^{*3}]$	ε

or, in a more graphical form in terms of the input string

$$\underbrace{a}_{a^*} \underbrace{\varepsilon}_{a^*} \underbrace{a}_{a} \quad (6.54)$$

◆

Theorem 37. *Let r be a regular expression over Σ_+ . Whenever there is an ambiguity in matching r against $s \in \Sigma^*$, choosing the term with the highest bank priority as a disambiguation policy will comply with POSIX matching rules.*

Proof. Note that the order of the tag enumeration corresponds to the submatches in POSIX. The submatch captured by tag \lfloor^{2i} and \rfloor^{2i+1} , precisely correspond to submatch $i + 1$ in POSIX. Bank order will make sure that the position in the input string where \lfloor^{2i} is passed, will be as early as possible, consistent with tags \lfloor^{2j} , $j < i$. Likewise, tag \rfloor^{2i+1} will be passed as late as possible, consistent with tags \rfloor^{2j+1} . This gives the longest possible match for each submatch.

The so called subpatterns in POSIX poses a slight problem. These are parts of the pattern that may vary in length of what they match, but are not necessarily enclosed in parentheses, e.g. $[abc]^*$. According to the POSIX policy such subpatterns are considered of equal importance as submatches. However, this problem can be solved by letting the parser wrap subpatterns between tags as well.⁹

We also note that Theorem 36 ensures that the second part of property two in 6.3.1, i.e. that a empty string shall be considered to be longer than no match at all, is satisfied. \diamond

6.3.3 Memory bank rearrangement

Consider equation (6.53) in the previous example, and compare it to equation (6.45), we have

$$r_2 = \mu_1 a^* \lfloor^{12} a^* \rfloor^3 a + \mu_4 a^* \rfloor^3 a + \mu_5 = \left\{ \begin{array}{l} \mu_2 \leftarrow \mu_4 \\ \mu_3 \leftarrow \mu_5 \end{array} \right\} \quad (6.55)$$

$$= \mu_1 a^* \lfloor^{12} a^* \rfloor^3 a + \mu_2 a^* \rfloor^3 a + \mu_3 = r_1 \quad (6.56)$$

That is, by copying the contents of μ_4 and μ_5 into μ_2 and μ_3 respectively, we see that r_1 and r_2 are really the same expression. This is important to notice in case we are building a DFA. The machine would otherwise contain equivalent states, and thus be non-minimal. Such rearrangements of memory banks are always possible by using at most $m + 1$ banks if there are m banks in the expression.

6.3.4 Greedy and lazy operators

The concept of bank order, and early and late tags provides us with an opportunity to implement two different matching strategies for the Kleene closure, also called multiplicity operator (*). Historically they have gone by

⁹This will effectively turn them into submatches. Such an implementation would need to keep track of tags inserted by the parser, and tags provided by the user, so that submatches can be mapped to their expected numbers.

different names, but the most popular seems to be the terminology used by Perl, where they are called *greedy* and *lazy*.

In the greedy case the closure matches as many symbols as possible of the input string, while still being consistent with the overall matching rules. In the lazy case, it matches as few symbols as possible.

It is possible to realize lazy operators using derivatives by wrapping the expression affected by the operator between two early tags.

Example 34. As before, let $r = (a^*)(a^*)a$, and input $s = aa$.

SUBMATCH	EXPRESSION	MATCH	
		GREEDY	LAZY
$\$0$	$(a^*)(a^*)a$	aa	aa
$\$1$	(a^*)	a	ε
$\$2$	(a^*)	ε	a

We can achieve the lazy result by considering the expression

$$r_0 = \mu_1 \llbracket a^{*12} a^{*3} \rrbracket a \quad (6.57)$$

Note that the derivatives will be the same as for the expression in Example 29, the only difference will be the bank order comparisons. Thus, in this case, we have

$$\mu_5 = \hat{\mu}_1 \mu_{[0]}^0 \mu_{[1]}^1 \mu_{[1]}^2 \mu_{[1]}^3 < \hat{\mu}_2 \mu_{[0]}^0 \mu_{[0]}^1 \mu_{[0]}^2 \mu_{[1]}^3 = \mu_6 \quad (6.58)$$

since all tags are of early type. Similarly, comparing the bank order between terms b and d we have

$$\mu_4 = \hat{\mu}_1 \mu_{[0]}^0 \mu_{[1]}^1 \mu_{[1]}^2 < \mu_2 \mu_{[0]}^0 \mu_{[0]}^1 \mu_{[0]}^2 = \mu_2 \quad (6.59)$$

In this case the second derivative becomes

$$r_2 = \partial_{aa} r_0 = \mu_1 a^{*12} \llbracket a^{*3} \rrbracket a + \mu_2 a^{*3} \llbracket a \rrbracket + \mu_6 \quad (6.60)$$

Hence, the submatches reported are those in table above. \blacklozenge

6.3.5 More on disambiguation policies

Having both greedy and lazy operators, it is possible to define different disambiguation policies.

Definition 39 (First most longest policy). This is the POSIX policy formulated in section 6.3.1.

Instead of searching for the overall longest string, i.e. compare two matches and select the longest one, we can compare bank orders between two different matches and select the one with highest priority.

Definition 40 (First-most pre-order tag enumeration policy). Enumerate the tag pairs, the i th tag pair begins at the i th opening tag. Find the first-most matching string in the input. If there is more than one such string, select the one with highest bank priority.

Definition 41 (First-most post-order tag enumeration policy). Enumerate the tag pairs, the i th tag pair ends at the i th closing tag. Find the first-most matching string in the input. If there is more than one such string, select the one with highest bank priority.

Example 35. Let $r = \llbracket \mathbf{a}^* \llbracket \mathbf{a}^* \rrbracket \mathbf{a}$ and $s = aaa$. We have not enumerated the tags because different policies yield different enumerations. The table below shows the different cases and their corresponding submatches. As can be seen, for this particular r the POSIX and post-order policy give the same results, but for different reasons. POSIX matches the whole string because of the first-most *longest* property (overriding the lazy early-early tag-pair 0/1), whereas in the post-order case it is the greedy early-late combination of tag-pair 2/3 that allows the enclosed \mathbf{a}^* to match the two first a symbols. The pre-order case only matches a single a since the early-early tag-pair 0/1 prevents both \mathbf{a}^* groups from growing.

POLICY	EXPRESSION	$\$0$	$\$1$	$\$2$	$\$3$
POSIX	$\overset{02}{\llbracket \mathbf{a}^* \overset{34}{\llbracket \mathbf{a}^* \overset{51}{\rrbracket} \rrbracket} \mathbf{a}$	aaa	ε	aa	aa
pre-order	$\overset{02}{\llbracket \mathbf{a}^* \overset{34}{\llbracket \mathbf{a}^* \overset{51}{\rrbracket} \rrbracket} \mathbf{a}$	a	ε	ε	ε
post-order	$\overset{40}{\llbracket \mathbf{a}^* \overset{12}{\llbracket \mathbf{a}^* \overset{35}{\rrbracket} \rrbracket} \mathbf{a}$	aaa	ε	aa	aa

◆

Chapter 7

Putting it all together

In this chapter we put all the discussed techniques together, and modify algorithms Algorithm 1, Algorithm 2, and Algorithm 3 to include sets of symbols, similarity, anchoring and submatching.

We begin with the algorithm for lazy matching, i.e. where the derivatives are calculated on the fly.

Algorithm 4 Regular expression matching using derivatives

```
1: procedure MATCH( $r, s$ )
2:    $t \leftarrow \text{INJECTANCHORS}(s)$ 
3:    $p \leftarrow 0$ 
4:   while  $t \neq \varepsilon$  do
5:      $c \leftarrow \text{POPFront}(t)$ 
6:      $r \leftarrow \partial_c r$ 
7:      $p \leftarrow p + 1$ 
8:      $r \leftarrow \text{DISAMBIGUATE}(\tau(r))$ 
9:   end while
10:  if  $\text{DISAMBIGUATE}(\nu(r)) = \mu_k$  for some  $k$  then
11:     $\text{matches} \leftarrow \mu_k$ 
12:  else
13:     $\text{matches} \leftarrow \text{false}$ 
14:  end if
15:  return matches
16: end procedure
```

As can be seen in Algorithm 4 the implementation for lazy matching is straight forward, and fairly similar to Algorithm 1. The DISAMBIGUATE procedure realizes, for example, one of the suggested policies in section 6.3.5.

If the lazy match algorithms are similar, this is even more true for a

matcher using a DFA. Compare algorithms Algorithm 2 and Algorithm 5. The only difference is the pre-processing of the input string to insert anchors, and the return value to include submatches. This is no surprise because most of the work goes into the algorithm for DFA construction.

Algorithm 5 Regular expression matching using DFAs

```

1: procedure MATCH( $(\Sigma, Q, q_0, \delta, F), s$ )
2:    $t \leftarrow \text{INJECTANCHORS}(s)$ 
3:    $q_c \leftarrow q_0$ 
4:    $p \leftarrow 0$ 
5:   while  $t \neq \varepsilon$  do
6:      $c \leftarrow \text{POPFRONT}(t)$ 
7:      $q_c \leftarrow \delta(q_c, c)$ 
8:      $p \leftarrow p + 1$ 
9:   end while
10:  if  $q_c \in F$  then
11:     $\text{matches} \leftarrow \mu_{q_c}$ 
12:  else
13:     $\text{matches} \leftarrow \text{false}$ 
14:  end if
15:  return matches
16: end procedure

```

The algorithm for creating a DFA for a given regular expression including submatches becomes a little bit more involved. In this case each state is associated with a set of memory banks, and each transition is associated with a set of memory slot updates. Hence, the transition function does not only contain information about how states are related to each other, but also what memory operations to perform during transitions between them. This information of course needs to be recorded during DFA construction.

Disambiguation is done by keeping track of p , the number of derivatives calculated to reach the current expression, counted from the initial expression.¹ The DISAMBIGUATE procedure in Algorithm 6 returns two values, a disambiguated expression, and a set of memory operations to perform. Note also the set I in the returned machine, it is a set of initial memory operations to perform before processing any input string. Further, the RE-ARRANGEMEMORY procedure calculates the set of memory bank operations that needs to be performed in order to transform \mathbf{d} to $\bar{\mathbf{d}}$. (Providing U , the

¹Assume the initial expression is r_0 , and the current expression is r_q . Assume further that s is the shortest string such that $r_q = \partial_s r_0$, then $p = |s|$.

Algorithm 6 DFA construction using derivative classes and submatches

```

procedure MAKE DFA( $r, \Sigma$ )
   $p \leftarrow 0$ 
   $(r, I) \leftarrow \text{DISAMBIGUATE}(\tau(r))$ 
   $q_0 \leftarrow r$ 
   $\delta \leftarrow \emptyset$ 
   $F \leftarrow \emptyset$ 
   $Q \leftarrow \{r\}$ 
   $S \leftarrow \{(r, p)\}$ 
  while  $S \neq \emptyset$  do
     $(r, p) \leftarrow \text{POP}(S)$ 
     $(q, U) \leftarrow \text{DISAMBIGUATE}(\nu(r))$ 
    if  $q = \mu_k$  for some  $k$  then
       $\text{PUSH}((r, \mu_k), F)$ 
    end if
    for  $P \in C(r)$  do
       $a \leftarrow \text{PICKSOMEELEMENT}(P)$ 
       $(d, U_d) \leftarrow \partial_a r$ 
       $p \leftarrow p + 1$ 
       $(d, U_d) \leftarrow \text{DISAMBIGUATE}(\tau(d))$ 
       $U \leftarrow U_d + U_d$ 
      if  $\exists \bar{d} \in Q$  such that  $\bar{d} \simeq d$  then
         $U \leftarrow \text{REARRANGEMEMORY}(d, \bar{d}, U)$ 
         $\text{PUSH}((r, P, U) \mapsto \bar{d}, \delta)$ 
      else
         $\text{PUSH}(d, Q)$ 
         $\text{PUSH}((d, p), S)$ 
         $\text{PUSH}((r, P, U) \mapsto d, \delta)$ 
      end if
    end for
  end while
  return  $(\Sigma, Q, q_0, \delta, F, I)$ 
end procedure

```

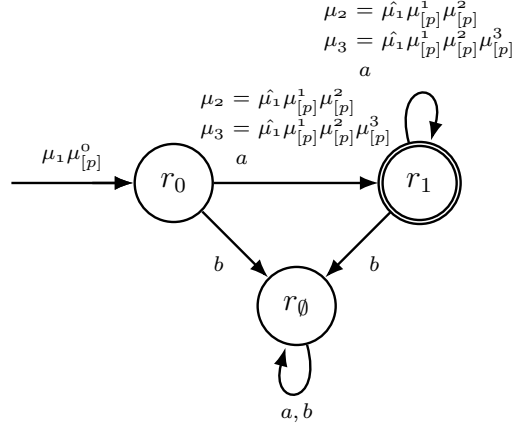


Figure 7.1: The DFA in Example 36 represented as a transition diagram.

set of memory operations used to form \mathbf{d} , as additional input allows for some optimizations.)

Example 36. Let $\Sigma = \{a, b\}$ Construct the DFA for $\mathbf{r} = \mu_1 \mathbf{a}^{*12} \mathbf{a}^{*3} \mathbf{a}$ using algorithm Algorithm 6, and employing the first-most longest disambiguation policy.

$$\begin{aligned}
r_0 &= \tau(\mathbf{r}) = \tau(\mu_1 \mathbf{a}^{*12} \mathbf{a}^{*3} \mathbf{a}) \\
&= \mu_1 \mu_{[p]}^0 \tau(\mathbf{a}^{*12} \mathbf{a}^{*3} \mathbf{a}) = \mu_1 \mu_{[p]}^0 \mathbf{a}^{*12} \mathbf{a}^{*3} \mathbf{a} = \mu_1 \mathbf{a}^{*12} \mathbf{a}^{*3} \mathbf{a} \\
r_1 &= \tau(\partial_a r_0) \\
&= \mu_1 \mathbf{a}^{*12} \mathbf{a}^{*3} \mathbf{a} + \hat{\mu}_1 \mu_{[p]}^1 \mu_{[p]}^2 \mathbf{a}^{*3} \mathbf{a} + \hat{\mu}_1 \mu_{[p]}^1 \mu_{[p]}^2 \mu_{[p]}^3 \\
&= \mu_1 \mathbf{a}^{*12} \mathbf{a}^{*3} \mathbf{a} + \mu_2 \mu_{[p]}^1 \mu_{[p]}^2 \mathbf{a}^{*3} \mathbf{a} + \mu_3 \mu_{[p]}^1 \mu_{[p]}^2 \mu_{[p]}^3 \\
&= \mu_1 \mathbf{a}^{*12} \mathbf{a}^{*3} \mathbf{a} + \mu_2 \mathbf{a}^{*3} \mathbf{a} + \mu_3 \\
r_2 &= \tau(\partial_a r_1) \\
&= \mu_1 \mathbf{a}^{*12} \mathbf{a}^{*3} \mathbf{a} + \hat{\mu}_1 \mu_{[p]}^1 \mu_{[p]}^2 \mathbf{a}^{*3} \mathbf{a} + \hat{\mu}_1 \mu_{[p]}^1 \mu_{[p]}^2 \mu_{[p]}^3 \\
&= \mu_1 \mathbf{a}^{*12} \mathbf{a}^{*3} \mathbf{a} + \mu_2 \mathbf{a}^{*3} \mathbf{a} + \mu_3 = r_1 \\
r_3 &= \tau(\partial_b r_0) = \emptyset = r_\emptyset \\
r_4 &= \tau(\partial_b r_1) = \emptyset = r_\emptyset
\end{aligned}$$

The calculations and disambiguation for r_1 and r_2 have previously been done in Example 29 and Example 33 and is therefore not repeated here. \blacklozenge

7.1 Related work

Regular languages and regular expressions have been known and used at least since 1951 when Kleene gave the proof of equivalence between DFAs and regular languages[9]. In 1968 Thompson published his algorithm for constructing a non-deterministic finite automaton (NFA) from a regular expressions[15]. This type of construction has gained a fair amount of attention. Russ Cox has written a series of articles covering this approach to regular expression matching[5, 7, 6].

Thompson’s construction and NFAs are also the starting point for Ville Laurikari and his tagged transitions approach to solving the submatching problem, using either NFAs or DFAs[11]. Tagged DFAs have been further investigated and adapted to comply with POSIX semantics by Kuklewicz in a Haskell implementation[10], and by Trofimovich in a lexer generator[17]. They make use of so called minimize and maximize tags, similar to our early and late tags.

Submatching together with Brzozowski derivatives have to our knowledge only been discussed by Sulzmann et al.[13]. They employ an interesting and novel approach by using parse trees.

7.2 Future work

We are currently implementing a C++ regular expression library based on the ideas presented in this report. We hope to present results, benchmarks, and comparisons with other implementations in a future article.

References

- [1] A.V. Aho, J.E. Hopcroft, and J.D. Ullman. *The design and analysis of computer algorithms*. Addison-Wesley series in computer science and information processing. Addison-Wesley Publishing Company, 1974.
- [2] A.V. Aho, R. Sethi, and J.D. Ullman. *Compilers: Principles, Techniques, and Tools*. Addison-Wesley series in computer science and information processing. Addison-Wesley Publishing Company, 1986. ISBN: 9780201100884.
- [3] Dean N. Arden. “Delayed-logic and finite-state machines.” In: *2nd Annual Symposium on Switching Circuit Theory and Logical Design (SWCT 1961)*. Sept. 1961, pp. 133–151. DOI: [10.1109/FOCS.1961.13](https://doi.org/10.1109/FOCS.1961.13).
- [4] Janusz A. Brzozowski. “Derivatives of Regular Expressions.” In: *Journal of the Association for Computer Machinery* 11.4 (Oct. 1964), pp. 481–494. ISSN: 0004-5411. DOI: [10.1145/321239.321249](https://doi.org/10.1145/321239.321249). URL: <http://doi.acm.org/10.1145/321239.321249>.
- [5] Russ Cox. *Regular Expression Matching Can Be Simple And Fast*. Jan. 2007. URL: <https://swtch.com/~rsc/regexp/regexp1.html>.
- [6] Russ Cox. *Regular Expression Matching in the Wild*. Mar. 2010. URL: <https://swtch.com/~rsc/regexp/regexp3.html>.
- [7] Russ Cox. *Regular Expression Matching: the Virtual Machine Approach*. Dec. 2009. URL: <https://swtch.com/~rsc/regexp/regexp2.html>.
- [8] Glenn S. Fowler. *An Interpretation of the POSIX regex Standard*. Florham Park NJ, Jan. 2013. URL: <http://gsf.cococlyde.org/download>.
- [9] Stephen C. Kleene. *Representation of events in nerve nets and finite automata*. Dec. 1951.
- [10] Christopher Kuklewicz. *Regular expressions/Bounded space proposal*. Feb. 2007. URL: https://wiki.haskell.org/Regular_expressions/Bounded_space_proposal.
- [11] Ville Laurikari. “NFAs with Tagged Transitions, Their Conversion to Deterministic Automata and Application to Regular Expressions.” In: *Seventh International Symposium on String Processing and Information Retrieval, SPIRE 2000, A Coruña, Spain, September 27-29, 2000*. Ed. by Pablo de la Fuente. <http://laurikari.net/ville/spire2000-tnfa.ps>. IEEE Computer Society, 2000, pp. 181–187. DOI: [10.1109/SPIRE.2000.878194](https://doi.org/10.1109/SPIRE.2000.878194). URL: <https://doi.org/10.1109/SPIRE.2000.878194>.

- [12] Scott Owens, John Reppy, and Aaron Turon. “Regular-expression derivatives re-examined.” In: 19.2 (Feb. 10, 2009), pp. 173–190. DOI: [10.1017/S0956796808007090](https://doi.org/10.1017/S0956796808007090).
- [13] Martin Sulzmann and Kenny Zhuo Ming Lu. “POSIX Regular Expression Parsing with Derivatives.” In: June 2014. DOI: [10.1007/978-3-319-07151-0_13](https://doi.org/10.1007/978-3-319-07151-0_13). URL: https://www.researchgate.net/publication/268173400_POSIX_Regular_Expressions_Parsing_with_Derivatives.
- [14] *The Open Group Base Specifications Issue 7, 2018 edition IEEE Std 1003.1TM-2017 (Revision of IEEE Std 1003.1-2008)*. 2018. URL: <https://pubs.opengroup.org/standards/1003.1-2017>.
- [15] Ken Thompson. “Programming Techniques: Regular Expression Search Algorithm.” In: *Commun. ACM* 11.6 (June 1968), pp. 419–422. ISSN: 0001-0782. DOI: [10.1145/363347.363387](https://doi.org/10.1145/363347.363387). URL: <http://doi.acm.org/10.1145/363347.363387>.
- [16] Shunichi Toida. *CS390 Introduction to Theoretical Computer Science*. Course study material. URL: https://www.cs.odu.edu/~toida/nerzic/390teched/web_coursenotes/.
- [17] Ulya Trofimovich. *Tagged Deterministic Finite Automata with Lookahead*. 2017. URL: http://re2c.org/2017-trofimovich_tagged_deterministic_finite_automata_with_lookahead/.
- [18] Er Parag Verma. *Arden’s Theorem State, Proof and application*. Mar. 2016. URL: <https://er.yuvayana.org/ardens-theorem-state-proof-and-application/>.