


ADDITIVE BAYESIAN VARIABLE SELECTION UNDER CENSORING AND MISSPECIFICATION

A PREPRINT

 **David Rossell**
Universitat Pompeu Fabra,
Department of Business and Economics,
Barcelona, Spain.
david.rossell@upf.edu

 **Francisco J. Rubio**
University College London
Department of Statistical Science,
London, UK.
f.j.rubio@ucl.ac.uk

November 15, 2021

ABSTRACT

We discuss the role of misspecification and censoring on Bayesian model selection in the contexts of right-censored survival and concave log-likelihood regression. Misspecification includes wrongly assuming the censoring mechanism to be non-informative. Emphasis is placed on additive accelerated failure time, Cox proportional hazards and probit models. We offer a theoretical treatment that includes local and non-local priors, and a general non-linear effect decomposition to improve power-sparsity trade-offs. We discuss a fundamental question: what solution can one hope to obtain when (inevitably) models are misspecified, and how to interpret it? Asymptotically, covariates that do not have predictive power for neither the outcome nor (for survival data) censoring times, in the sense of reducing a likelihood-associated loss, are discarded. Misspecification and censoring have an asymptotically negligible effect on false positives, but their impact on power is exponential. We show that it can be advantageous to consider simple models that are computationally practical yet attain good power to detect potentially complex effects, including the use of finite-dimensional basis to detect truly non-parametric effects. We also discuss algorithms to capitalize on sufficient statistics and fast likelihood approximations for Gaussian-based survival and binary models.

Keywords Additive regression · Generalized additive model · Misspecification · Model selection · Survival

1 Introduction

Determining what covariates have an effect on a survival (time-to-event) outcome is an important task in many fields, including Biomedicine, Economics and Engineering. For interpretability and computational convenience it is common to use parametric and semi-parametric models such as Cox proportional hazards [Cox, 1972] or accelerated failure time (AFT) regression for survival outcomes, possibly with non-linear additive effects. The proportional hazards model assumes that covariates have a multiplicative effect on the baseline hazard, whereas in AFT models covariates drive the mean of the logarithmic (or other monotonic transform) times-to-event. These models can be combined with Bayesian model selection to provide a powerful mechanism to select variables, enforce sparsity and quantify uncertainty. However, the precise consequences of model misspecification and censoring are not sufficiently understood. By misspecification we mean that the data are truly generated by a distribution outside the considered class. For instance, one may fail to record truly relevant covariates or represent their effects imperfectly, *e.g.* when using a Cox model but the true covariate effects on the hazard are non-proportional. This issue can be addressed by enriching the model, *e.g.* via non-parametric or time-dependent effects. Then, the potential concerns are that the larger number of parameters can adversely affect inference, unless the sample size is large enough, and that computation can be costlier. Censoring is also important. First, it reduces the effective sample size. Second, wrongly assuming the censoring mechanism to be non-informative, *i.e.* independent of the outcome conditionally on covariates, may affect the selected model, even asymptotically.

Our goal is to help understand the consequences of three important issues on model selection: misspecification, censoring, and trade-offs when including non-linear effects. We first consider that the data analyst assumed a non-linear additive AFT model, or an additive Cox model, but data are truly generated by a different probability distribution F_0 . We also consider probit regression, which can be formulated as a particular case of the Normal AFT model, and more general concave log-likelihood regression, which provides a unifying framework for the models we consider here.

There are many data analysis methods for survival outcomes, along with theory for well-specified models and empirical results suggesting potential issues under misspecification, but their implications for model selection have not been described in sufficient detail. We first review results on the behavior of misspecified AFT and proportional hazard models, and subsequently discuss some model selection methods for survival data. Although both models have similar asymptotic properties, and which model is more appropriate depends on the data at hand, AFT inference has been argued to be more robust and to better preserve interpretability under misspecification. More precisely, the maximum likelihood estimators under misspecified Cox and AFT models have comparable limiting distributions if censoring is absent or independent of covariates [Struthers and Kalbfleisch, 1986, Ying, 1993], but not so under covariate-dependent censoring [Solomon, 1984]. Covariate-dependent censoring also affects frequentist hypothesis tests. In misspecified Cox models it can lead to a substantial type I error inflation DiRienzo and Lagakos [2001]. In misspecified AFT models the power of the tests may be affected, but simple strategies to control the type I error are available [Solomon, 1984, Hutton and Monaghan, 2002, Hattori, 2012].

Another situation where both models behave differently is when omitting truly active covariates, *e.g.* because these were not recorded. A proportional hazards model with omitted variables tends to underestimate covariate effects, even for a treatment of interest that is uncorrelated with other covariates [Struthers and Kalbfleisch, 1986, Keiding et al., 1997]. Further, even if the data-generating truth has proportional hazards, the marginal model conditioning only on the observed covariates does not (except in positive stable distributions, Hougaard [1995]). In contrast, if the data-generating truth is an AFT model and one omits relevant covariates, the unaccounted variability is subsumed into the error term, and regression parameters remain interpretable as averaged effects across the population [Hutton and Monaghan, 2002]. Note that omitting covariates is intimately connected to incorporating a covariate but misspecifying its effect: using a linear or finite-dimensional effect can be seen as omitting a subset of the columns of the basis defining a truly non-parametric effect. Thus our discussion on omitted variables applies directly to misspecifying covariate effects. To summarize, censoring and misspecification have non-trivial effects on estimation and hypothesis testing.

We now review some model selection methods for survival data, discussing the extent to which they considered misspecification. Huang et al. [2006], Simon et al. [2011], Rahaman-Khan and Shaw [2019] proposed likelihood penalties for Cox and semiparametric AFT models, and Tong et al. [2013] for broader generalized hazards models. Most of this work focused on linear covariate effects, computation and proving consistency under covariate-independent censoring. There are however empirical results on the effect of misspecification, *e.g.* Zhang et al. [2018] showed in simulations an increase in false positives of the Cox-LASSO method [Tibshirani, 1997] when data truly arise from an AFT model. There are also many Bayesian variable selection methods for survival data. Faraggi and Simon [1998] and Sha et al. [2006] proposed shrinkage priors for the Cox and AFT models and assessed performance via simulations where the model was well-specified. Ibrahim et al. [1999] studied Bayesian model selection for the Cox model, Dunson and Herring [2005] for the so-called additive hazards model, and Nikooienejad et al. [2020] for the Cox model under non-local priors [Johnson and Rossell, 2010, 2012]. See Ibrahim and Chen [2014] for a review, with a focus on the Cox model. While interesting, these Bayesian proposals do not consider misspecification. Rossell and Rubio [2018] did study misspecified Bayesian linear regression, showing that misspecification often reduces the power to detect active variables, but did not consider censoring.

We summarize our main messages. We show that, under mild assumptions, Bayesian model selection asymptotically discards covariates that do not predict neither the outcome nor the censoring times. By *predict*, we refer to increasing the expectation of the log-likelihood function. For any fully-specified model, said expectation is a weighted average of a reward for assigning a high probability to the observed censoring time in individuals that are censored, and a reward for predicting survival times accurately in uncensored individuals (*e.g.* mean squared error, for Normal AFT models). For the partially-specified Cox model, the reward is for assigning a high hazard to individuals who experienced the event, relative to other individuals at risk. We discuss that both censoring and wrongly specifying covariate effects have an exponential effect in power, but that asymptotically neither leads to false positive inflation. We also develop a novel non-linear effect decomposition to ameliorate the power drop, and study the consequences of using finite basis to describe covariate effects, a practical strategy to speed up computations when one considers many models. For concreteness, we outline a formulation based on a novel combination of non-local priors [Johnson and Rossell, 2010] and group-Zellner priors that induce group-level sparsity for non-linear effects. As a technical contribution, we prove the asymptotic validity of Laplace approximations to Bayes factors for concave log-likelihoods under minimal conditions, allowing for misspecification, which provides a simple basis to study Bayes factors that covers all models considered in this paper. We also provide software (R package `mombf`).

The outline is as follows. Section 2 discusses the likelihood for AFT and Cox models, priors and a non-linear effect decomposition aimed at improving power. Section 3 discusses known and novel results on asymptotic normality and Bayes factor rates, and how to interpret the Bayesian model selection solution under misspecification. Similar results are obtained for general concave log-likelihoods, see Section 16. See also Section 15 for a known but seemingly unexploited result in the literature, that probit models are a particular case of the Normal AFT model. Section 4 discusses the relative computational convenience of AFT vs. Cox models related to the use of sufficient statistics. It also discusses an approximation to the Normal log-distribution function and derivatives that significantly increases speed and accuracy, and may have some independent interest, and simple model exploration strategies. Section 5 illustrates the effect of misspecification and censoring in simulations and cancer datasets, practical power-sparsity trade-offs, and the use of finite-dimensional non-linear basis. Section 6 concludes. The supplementary material contains derivations related to the likelihood, priors and their derivatives, and prior elicitation (Sections 7-9). Sections 10-12 offer detailed discussions on computational algorithms, including a novel approximation to Normal log-distribution functions that may have some independent interest. Section 13 contains all proofs for our main results, Sections 14-15 additional propositions for the AFT model with Laplace errors and probit models, and Section 16 on the asymptotic validity of Laplace approximations to integrated likelihoods. Finally, Section 17 contains empirical results that supplement those in the main paper.

2 Formulation

Our discussion focuses on survival data, but see Section 15 for binary regression and Section 16 for concave log-likelihoods. Section 2.1 sets notation, reviews the AFT and proportional hazards models, their being a particular cases of the generalized hazards structure, and a non-linear effects decomposition to improve interpretability and power. Section 2.2 embeds the problem within a Bayesian model selection framework. Section 2.3 introduces prior distributions that can accommodate group and hierarchical constraints, and Section 2.4 suggests default prior parameter values.

2.1 Likelihood

Let us introduce the notation. Suppose that one is interested in studying the dependence of a survival (or time-to-event) outcome $o_i \in \mathbb{R}_+$ on a covariate vector $x_i = (x_{i1}, \dots, x_{ip})^\top \in \mathbb{R}^p$, for individuals $i = 1, \dots, n$. Suppose that there are right-censoring times $c_i \in \mathbb{R}_+$, such that one only observes the outcome for uncensored individuals, *i.e.* those for which $o_i \leq c_i$. Denote by $u_i = \mathbb{I}(o_i < c_i)$ the indicator that observation i is uncensored, $y_i = \min\{\log(o_i), \log(c_i)\}$ the observed log-times, $y = (y_1, \dots, y_n)$, $u = (u_1, \dots, u_n)$, and the number of uncensored individuals $n_o = \sum_{i=1}^n u_i$.

We review two popular models for survival data, the AFT and Cox models, and discuss a strategy to decompose non-linear effects. The AFT model postulates

$$\log(o_i) = \sum_{j=1}^p g_j(x_{ij}) + \epsilon_i,$$

where $g_j : \mathbb{R} \rightarrow \mathbb{R}$ and ϵ_i are independent across $i = 1, \dots, n$ with mean $E(\epsilon_i) = 0$ and variance $V(\epsilon_i) = \sigma^2$ (assumed finite). Typically, g_j is expressed in terms of an r -dimensional basis, *e.g.* splines or wavelets [Wood, 2017]. For interpretability and to gain power (see Section 3.2) it is convenient to decompose g_j into a linear and a deviation-from-linearity components. To fix ideas, the cubic splines used in our examples consider

$$\log(o_i) = x_i^\top \beta + s_i^\top \delta + \epsilon_i, \quad (2.1)$$

where $\beta = (\beta_1, \dots, \beta_p)^\top \in \mathbb{R}^p$, $\delta^\top = (\delta_1^\top, \dots, \delta_p^\top) \in \mathbb{R}^{rp}$ and $s_i^\top = (s_{i1}^\top, \dots, s_{ip}^\top)$, where $s_{ij} \in \mathbb{R}^r$ is the projection of x_{ij} onto a cubic spline basis orthogonalized to x_{ij} (and the intercept). The idea is that $x_i^\top \beta$ captures linear effects, whereas $s_i^\top \delta$ captures deviations from linearity. Even if a covariate truly has a non-linear effect, the linear term often captures a fraction of that effect using a single parameter, hence one can gain in power to detect its presence. Specifically we built s_{ij} , the i^{th} row of the $n \times r$ matrix S_j , as follows. Let X_j and \tilde{S}_j have row i equal to $(1, x_{ij})$ and the cubic spline projection of x_{ij} (equi-distant knots), then $S_j = (I - X_j(X_j^\top X_j)^{-1} X_j^\top) \tilde{S}_j$ is orthogonal to X_j . Denote by (X, S) the design matrix with (x_i^\top, s_i^\top) in its i^{th} row, and by (X_o, S_o) and (X_c, S_c) the submatrices with the rows for uncensored and censored individuals (respectively). This formulation contains partially linear models as particular cases (*i.e.* when only some of the covariates are assumed to have a non-linear effect). We denote the parameter space by $\Gamma \subset \mathbb{R}^{p(r+1)} \times \mathbb{R}^+$.

In survival analysis it is common to pose a model only for the survival times, such as (2.1). This is because the censoring is assumed to be non-informative given the covariates, and then the censoring distribution factors out of the likelihood function (see Section 7 for a brief derivation). The likelihood and partial likelihood used by the AFT and

Cox models, which we review next, embed such a non-informativeness assumption. See Section 3 for a discussion on the consequences of this assumption not holding.

Regarding the likelihood associated to (2.1), consider the particular case where the errors are Gaussian. It is convenient to reparameterize $\alpha = \beta/\sigma$, $\kappa = \delta/\sigma$ and $\tau = 1/\sigma$, as then the log-likelihood is concave, provided the number of uncensored individuals is greater than the number of model parameters ($n_o \geq p + rp$) and that (X_o, S_o) has full column rank [Burridge, 1981, Silvapulle and Burridge, 1986]. The log-likelihood is

$$\begin{aligned} \ell(\alpha, \kappa, \tau) &= -\frac{n_o}{2} \log \left(\frac{2\pi}{\tau^2} \right) - \frac{1}{2} \sum_{u_i=1} (\tau y_i - x_i^\top \alpha - s_i^\top \kappa)^2 \\ &+ \sum_{u_i=0} \log \{ \Phi(x_i^\top \alpha + s_i^\top \kappa - \tau y_i) \}, \end{aligned} \quad (2.2)$$

see Supplementary (8.1) for its gradient and hessian.

The Cox model instead assumes that the hazard function at time t takes the form

$$h_{PH}(t | x_i) = h_0(t) \exp \{x_i^\top \beta + s_i^\top \delta\},$$

where $h_0(\cdot)$ is a baseline hazard, typically estimated non-parametrically, and (β, δ) are estimated using the log partial likelihood [Cox, 1972]

$$\ell_p(\beta, \delta) = \sum_{u_i=1} \log \left(\frac{\exp \{x_i^\top \beta + s_i^\top \delta\}}{\sum_{k \in \mathcal{R}(o_i)} \exp \{x_k^\top \beta + s_k^\top \delta\}} \right), \quad (2.3)$$

where $\mathcal{R}(t) = \{i : o_i \geq t\}$ denotes the set of individuals at risk at time t .

To relate both models, (2.1) can be formulated in terms of the hazard function $h_{AFT}(t) = h_0(t \exp \{x_i^\top \beta + s_i^\top \delta\}) \exp \{x_i^\top \beta + s_i^\top \delta\}$. Both models are special cases of the generalized hazards structure [Chen and Jewell, 2001]

$$h_{GH}(t) = h_0(t \exp \{x_i^\top \beta + s_i^\top \delta\}) \exp \{x_i^\top \theta + s_i^\top \xi\}, \quad (2.4)$$

which we use in our examples to portray the behaviour of misspecified AFT and Cox models. Clearly, (2.4) contains the AFT model for $(\beta, \delta) = (\theta, \xi)$ and the proportional hazards model for $(\beta, \delta) = 0$.

2.2 Model selection

Our goal is model selection, which we formalize as choosing among three possibilities

$$\gamma_j = \begin{cases} 0, & \text{if } \beta_j = 0, \delta_j = 0, \\ 1, & \text{if } \beta_j \neq 0, \delta_j = 0, \\ 2, & \text{if } \beta_j \neq 0, \delta_j \neq 0, \end{cases}$$

corresponding to no effect, a linear and a non-linear effect of each covariate $j = 1, \dots, p$. That is, $\gamma = (\gamma_1, \dots, \gamma_p)$ determines what covariates enter the model and their effect, and there are 3^p total models to consider. We remark that by non-linear effect we refer to the specific effect coded by the chosen basis, *e.g.* B-splines in our examples. One could extend the exercise by considering other types of non-linear effects, for example by adding a fourth possibility $\gamma_j = 3$ associated to a wavelet basis. Such basis would be orthogonalized to the linear term, as described after (2.1).

This formulation has two key ingredients. First, it decomposes effects into linear and deviation from linearity components, enforcing the hierarchical desiderata that the latter are only included if the linear terms are present. This decomposition is similar to the structured additive regression of Scheipl et al. [2012], the main difference is that they do not test for exact $\beta_j = 0, \delta_j = 0$ and that they rely on a spectral decomposition that is less general than our simpler orthogonalization of (X_j, S_j) . Our theory and results show that such decompositions improve the power to detect truly active effects. As discussed, this is because the option $\gamma_j = 1$ captures part of the effect of a variable with a single parameter. The second ingredient is considering the group inclusion of all non-linear coefficients $\delta_j \in \mathbb{R}^r$. The motivation is that including individual entries in δ_j increases the probability of false positives, *e.g.* if j truly had no effect there would be $2^r - 1$ subsets of S_j leading to including j .

Bayesian model selection proceeds as follows. Let $p_\gamma = \sum_{j=1}^p \mathbf{I}(\gamma_j \neq 0)$ be the number of active variables according to model γ , $s_\gamma = \sum_{j=1}^p \mathbf{I}(\gamma_j = 2)$ the number of non-linear effects, and $d_\gamma = p_\gamma + r s_\gamma + 1$ the total number of parameters in γ for AFT models, and $d_\gamma = p_\gamma + r s_\gamma$ for Cox and probit models. (X_γ, S_γ) and $(\beta_\gamma, \delta_\gamma)$ are the corresponding

submatrices of (X, S) and subvectors of (β, δ) , and $(X_{o,\gamma}, S_{o,\gamma})$ and $(X_{c,\gamma}, S_{c,\gamma})$ the submatrices of the observed (X_o, S_o) and censored (X_c, S_c) design matrices. One then obtains posterior model probabilities

$$\pi(\gamma | y) = \frac{p(y | \gamma)\pi(\gamma)}{\sum_{\gamma} p(y | \gamma)\pi(\gamma)} = \left(1 + \sum_{\gamma' \neq \gamma} B_{\gamma', \gamma} \frac{\pi(\gamma')}{\pi(\gamma)}\right)^{-1}, \quad (2.5)$$

where $\pi(\gamma)$ is the model prior probability, $B_{\gamma', \gamma} = p(y | \gamma')/p(y | \gamma)$ the Bayes factor between (γ', γ) and

$$p(y | \gamma) = \int p(y | \alpha_{\gamma}, \kappa_{\gamma}, \tau) \pi(\alpha_{\gamma}, \kappa_{\gamma}, \tau | \gamma) d\alpha_{\gamma} d\kappa_{\gamma} d\tau,$$

the integrated likelihood $p(y | \alpha_{\gamma}, \kappa_{\gamma}, \tau)$ with respect to a prior density $\pi(\alpha_{\gamma}, \kappa_{\gamma}, \tau | \gamma)$. One may choose the model with highest $\pi(\gamma | y)$, variables with high marginal posterior probabilities $\pi(\gamma_j \neq 0 | y)$ and, when the interest is in prediction, use Bayesian model averaging where models are weighted according to $\pi(\gamma | y)$, or alternatively choosing a sparse model giving similar predictions [Hahn and Carvalho, 2015]. Either way $\pi(\gamma | y)$ are critical for inference, hence the importance to understand their behavior.

To conclude, we comment upon a practically-relevant computational issue. In additive models, it is common to either let the basis dimension r grow with n and add a regularization term (e.g. P-splines), or to learn r from the data (e.g. knot selection). Letting r grow with n is interesting theoretically and in prediction problems where one fits a single model, but less so when one considers many models. Large r increases the computational cost (e.g. matrix determinants require $r^3/3$ operations) and is often unneeded when the goal is just to detect if a covariate has an effect. Instead one may use a moderate r , e.g. misspecify the predictive-optimal model. The question is then, what answer can one hope to obtain and what are its properties. Our theory and software allow learning r among several fixed values, but in our examples a small $r = 5$ provided better inference at lower cost (particularly for small n , e.g. Figure 5, bottom).

2.3 Prior distributions

Although our discussion applies to a wide class of priors, we present three concrete options.

$$\begin{aligned} \pi_L(\alpha_{\gamma}, \kappa_{\gamma}, \tau) &= \left[\prod_{\gamma_j \geq 1} N(\alpha_j; 0, g_L n / (x_j^{\top} x_j)) \prod_{\gamma_j = 2} N(\kappa_j; 0, g_S n (S_j^{\top} S_j)^{-1}) \right] \pi(\tau) \\ \pi_M(\alpha_{\gamma}, \kappa_{\gamma}, \tau) &= \left[\prod_{\gamma_j \geq 1} \frac{\alpha_j^2}{g_M} N(\alpha_j; 0, g_M) \prod_{\gamma_j = 2} N(\kappa_j; 0, g_S n (S_j^{\top} S_j)^{-1}) \right] \pi(\tau) \\ \pi_E(\alpha_{\gamma}, \kappa_{\gamma}, \tau) &= \left[\prod_{\gamma_j \geq 1} e^{\sqrt{2} - g_E / \alpha_j^2} N(\alpha_j; 0, g_E) \prod_{\gamma_j = 2} N(\kappa_j; 0, g_S n (S_j^{\top} S_j)^{-1}) \right] \pi(\tau), \end{aligned}$$

where $\pi(\tau) = 2\tau^{-3} \text{IG}(\tau^{-2}; a_{\tau}/2, b_{\tau}/2)$, and IG denotes the inverse gamma density, and $g_L, g_S, g_M, g_E, a_{\gamma}, b_{\tau} \in \mathbb{R}_+$ are given dispersion parameters, for which we propose default values in Section 2.4.

These choices include a standard Normal prior and two variations of non-local priors. The use of non-local priors can be argued from a foundational viewpoint, where one wishes to assign prior beliefs that are coherent with the parameters assumed non-zero by a given model Johnson and Rossell [2010]. For our purposes, however, their main role is that they lead to faster Bayes factor rates to discard spurious parameters. See Rossell and Telesca [2017] for further discussion. We refer to π_L as group-Zellner prior. It is a product of Zellner priors across groups of linear and non-linear terms for each covariate. This prior is local, *i.e.* it assigns non-zero density to α_{γ} having zeroes. The Zellner structure is chosen for simplicity, our theory can be easily extended to other local priors, provided they are continuous and positive at the asymptotically-optimal parameter values (Section 3, Johnson and Rossell [2010]). The priors π_M and π_E are non-local with respect to α_{γ} , the so-called product MOM and eMOM priors introduced in Johnson and Rossell [2012], Rossell et al. [2013], and a group-Zellner prior on κ_{γ} .

Regarding the prior on the models $\pi(\gamma)$, we consider joint group inclusion of non-linear coefficients δ_j and the hierarchical restriction that their inclusion requires that of the corresponding linear coefficient β_j . Letting $\pi(\gamma)$ depend only on the number of non-zero parameters in $(\beta_{\gamma}, \delta_{\gamma})$, as customarily done when only linear effects are considered, would ignore such structure and hence be inadequate. Instead, we let $\pi(\gamma)$ depend on the number of variables having linear and non-linear effects, (p_{γ}, s_{γ}) . By default, we consider independent Beta-Binomial priors Scott and Berger

[2010]

$$\pi(\gamma) = \frac{1}{C} \text{BetaBin}(p_\gamma; p, a_1, b_1) \binom{p}{p_\gamma}^{-1} \text{BetaBin}(s_\gamma; s, a_2, b_2) \binom{s}{s_\gamma}^{-1}, \quad (2.6)$$

where $\text{BetaBin}(z; p, a, b)$ is the probability of z successes under a Beta-Binomial distribution with p trials and parameters (a, b) and C a normalizing constant that does not need to be computed explicitly. Any model such that the number of parameters is $p_\gamma + rs_\gamma > n$ is assigned $\pi(\gamma) = 0$, as it would result in data interpolation. By default we let $a_1 = b_1 = a_2 = b_2 = 1$ akin to Scott and Berger [2010], *e.g.* in the $p = 1$ case these give $\pi(\gamma_1 = 0) = \pi(\gamma_1 = 1) = \pi(\gamma_1 = 2) = 1/3$. As alternatives to (2.6), one can also consider Binomial priors where $\text{BetaBin}(z; p, a_j, b_j)$ is replaced by $\text{Bin}(z; p, a_j)$ for a given success probability $a_j \in [0, 1]$ and Complexity priors Castillo et al. [2015] where it is replaced by $1/p^{a_j z}$ for some constant $a_j > 0$. These two alternatives are implemented in our software and covered by our theory in Section 3, but for simplicity our examples focus on (2.6).

2.4 Prior elicitation

The prior dispersion parameters (g_L, g_M, g_E, g_S) are important for variable selection. For instance, setting large dispersions helps induces sparsity, particularly when they are allowed to grow with the sample size n [Narisetty and He, 2014]. However such large values also reduce power, see Rossell [2021] and our Propositions 3, 4 and 9, and are harder to justify from the point of view that the expected effect sizes a priori should not depend on n . We briefly discuss default values that do not depend on n , and refer the reader to Section 9 for details.

Specifying prior parameters provides an opportunity to define what effects are practically relevant. Importantly, in what follows we assume that continuous covariates were standardized to unit variance, else the parameter interpretation and default values change. Basic considerations give a fairly narrow range of values that we deem reasonable in applications. For example, in AFT and Cox models $e^{|\beta_j|}$ define the effect size, when these are say $< 15\%$ (*i.e.* $e^{|\beta_j|} < 1.15$) they are typically practically irrelevant. Based on these considerations, our recommended defaults for AFT and Cox models are $g_M = 0.192$, $g_E = 0.091$, $g_L = 1$, $g_S = 1/r$ and $a_\tau = b_\tau = 3$, whereas for probit regression they are $g_M = 0.139$ and $g_E = 0.048$. One should not take these defaults at their exact value, rather as defining a range of reasonable values. These ranges are discussed in Section 9. In our examples, results were robust to the prior dispersions, provided they stay within our recommended range.

We remark that if one were to change the prior dispersion arbitrarily then results would be affected, in a similar manner to how regularization parameters affect penalized likelihood results. However, in our view the prior beliefs implied by arbitrary prior dispersions would be unreasonable in most applications. We also note that there is a wide objective Bayes literature on using the data to set the prior parameters, see Consonni et al. [2018] for an excellent review. We do not argue against such strategies, but we focus on our defaults as a simple strategy that attains a fairly competitive performance in practice.

3 Theory

This section describes the asymptotic solution returned by Bayesian model selection, when the observed data $(o_i, c_i, z_i) \sim F_0$ are independent realizations from some F_0 , where $z_i \in \mathbb{R}^{p(r+1)+q}$ for $q \geq 0$ contains the observed covariates $(x_i, s_i) \in \mathbb{R}^{p(r+1)}$, and potentially also q additional columns. These columns may contain covariates that were not recorded but are truly relevant for the outcome or the censoring, or non-linear effects and interactions missed by (x_i, s_i) . We do not assume F_0 to be parametric, rather it can be quite general, and the whole model structure assumed by the analyst (*e.g.* accelerated times, proportional hazards) may be wrong.

Section 3.1 shows that when one assumes the Normal AFT model (2.1) but truly $(o_i, c_i, z_i) \sim F_0$, the maximum likelihood estimator under each model γ converges to an optimal $(\alpha_\gamma^*, \kappa_\gamma^*, \tau_\gamma^*)$ and is asymptotically normally-distributed. See Hjort [1992] and Hjort and Pollard [2011] for related asymptotic results, and Section 14 for analogous results for the Laplace AFT model. Section 3.2 shows that Bayesian model selection in the AFT model asymptotically returns the smallest γ^* such that all effects in $(\alpha_\gamma^*, \kappa_\gamma^*)$ are non-zero. Equivalently, γ^* is defined by the zeroes in (α^*, κ^*) , the optimal value under the full model including all parameters. Section 3.3 gives analogous results for Cox models. These results are extended to probit models in Section 15, and in Section 16 to more general concave log-likelihood models. It is possible to derive similar results beyond the concave case, however this class encompasses all the models we consider here and allows simplifying the proofs and technical conditions.

Throughout we help interpret the solution and certain Bayes factors properties. Of particular relevance, Section 3.1 discusses that the asymptotic solution γ^* excludes covariates that do not help predict the outcome nor the censoring

times, and offers some examples. Section 3.2 comments on potential advantages of using low-dimensional basis and non-linear decompositions to detect covariate effects.

3.1 Asymptotic solution in AFT models

As the sample size grows, Bayesian model selection recovers a model γ^* that excludes parameters that are asymptotically estimated to be zero. Under mild regularity conditions, this limiting parameter is the value maximizing the expected log-likelihood under F_0 . We start by defining the expected log-likelihood, then state the limiting result, and finally interpret its meaning and implications for model selection.

Let $\eta_\gamma = (\alpha_\gamma, \kappa_\gamma, \tau) \in \Gamma_\gamma$ be the vector with $p_\gamma + r s_\gamma$ regression parameters under a given model γ (Section 2.2) plus the error variance, where $\Gamma_\gamma = \mathbb{R}^{p_\gamma + r s_\gamma} \times \mathbb{R}^+$ is the corresponding parameter space. Let

$$\begin{aligned} m(\eta_\gamma) &= (1 - u_1) [\log \Phi(x_1^\top \alpha_\gamma + s_1^\top \kappa_\gamma - \tau \log(c_1))] \\ &\quad + u_1 \left[\log(\tau) - \frac{1}{2} \log(2\pi) - \frac{1}{2} (\tau \log(o_1) - x_1^\top \alpha_\gamma - s_1^\top \kappa_\gamma)^2 \right], \end{aligned}$$

the contribution of one observation to the log-likelihood (2.2), and

$$\begin{aligned} M(\eta_\gamma) &= \mathbb{E}_{F_0}(m(\eta_\gamma)) = P_{F_0}(u_1 = 0) \mathbb{E}_{F_0} [\log \Phi(x_1^\top \alpha_\gamma + s_1^\top \kappa_\gamma - \tau \log(c_1)) \mid u_1 = 0], \\ &\quad + P_{F_0}(u_1 = 1) \left(\log(\tau) - \frac{1}{2} \log(2\pi) - \frac{1}{2} \mathbb{E}_{F_0} [(\tau \log(o_1) - x_1^\top \alpha_\gamma - s_1^\top \kappa_\gamma)^2 \mid u_1 = 1] \right) \end{aligned} \quad (3.1)$$

its expectation under the data-generating F_0 . Under minimal conditions, $M(\eta_\gamma)$ has a unique maximizer, denoted by $\eta_\gamma^* = (\alpha_\gamma^*, \kappa_\gamma^*, \tau_\gamma^*)$. Below we focus our interpretation on viewing (3.1) as the expectation of a likelihood-associated reward, and η_γ^* as the associated minimizer, but η_γ^* can also be viewed as minimizing the Kullback-Leibler divergence to $F_0(y, u)$ (also called generalized Kullback-Leibler divergence, see Hjort [1992]).

Proposition 1 proves that the maximum likelihood estimator $\hat{\eta}_\gamma$ converges to η_γ^* , and Proposition 2 its asymptotic normality with a sandwich covariance that is standard in misspecified models, and corresponds to the smallest possible covariance for unbiased estimators under model misspecification. Such variance alteration does not affect consistency but can alter finite n false positives and asymptotic power (see Section 3.2). See also Propositions 5-6 for analogous results on the AFT model with Laplace errors. Mild technical conditions, denoted A1-A5, that suffice for the proposition to hold are discussed in Section 13. We remark that A3 assumes the existence and finiteness of η_γ^* and $\hat{\eta}_\gamma$ (the latter for large enough n), which implies that these optima cannot occur at the boundary of Γ_γ and must be unique (by concavity). For example, this rules out situations where η_γ^* contains infinite regression parameters or variance, or zero variance, which we view as pathological cases that we exclude from consideration. We thank an anonymous referee for pointing out an inconsistency in our original proof, and providing our current argument leading to A3.

Proposition 1. Assume A1-A3. Then, $\eta_\gamma^* = \operatorname{argmax}_{\Gamma_\gamma} M(\eta_\gamma)$ is unique and $\hat{\eta}_\gamma \xrightarrow{P} \eta_\gamma^*$ as $n \rightarrow \infty$.

Proposition 2. Assume A1-A5. Then

$$\sqrt{n}(\hat{\eta}_\gamma - \eta_\gamma^*) \xrightarrow{D} N\left(0, V_{\eta_\gamma^*}^{-1} \mathbb{E}_{F_0} [\nabla m(\eta_\gamma^*) \nabla m(\eta_\gamma^*)^\top] V_{\eta_\gamma^*}^{-1}\right),$$

where $V_{\eta_\gamma^*}$ is the Hessian matrix of $M(\eta_\gamma)$ evaluated at η_γ^* , and $m(\eta_\gamma^*) = \log p(y_1 \mid \eta_\gamma^*)$.

Proposition 1 has important implications for model selection. Let (α^*, κ^*) be the optimal parameter under the full model that includes all linear and non-linear terms. Asymptotically, one obtains the model γ^* of smallest dimension maximizing (3.1) (see Section 3.2), which is defined by zeroes in (α^*, κ^*) . Specifically, $\gamma_j^* = 0$ if both linear and non-linear coefficients (α_j^*, κ_j^*) are zero, $\gamma_j^* = 1$ if $\alpha_j^* \neq 0$ and $\kappa_j^* = 0$, and $\gamma_j^* = 2$ if $\kappa_j^* \neq 0$.

To interpret this asymptotic solution, we turn attention to (3.1). If a covariate does not contribute to improving neither of the two terms in (3.1), then its corresponding entry in (α^*, κ^*) is zero. The first term is the expected log-probability, as predicted by the model, that the individual is censored at the observed $\log(c_1)$ (conditional on being censored). Therefore, any covariate that helps the model predict more accurately the occurrence of censoring events contributes to this first term. The second term is the mean squared error in predicting the observed time $\log(o_1)$, conditional on the time being uncensored. Expression (3.1) is an average of these two components weighted by the true censoring probability $P_{F_0}(u_1 = 0)$, and averaged across covariate values under F_0 . Hence γ^* drops covariates that do not predict survival neither censoring times, but may include those that, even if truly unrelated to survival, help explain the censoring. This interpretation extends to working models other than the Normal AFT. For any other fully-specified model, the first term in (3.1) features the model log-predicted probability of censoring, and the second term the usual

log-likelihood for uncensored data. For example, under a AFT model with Laplace errors the asymptotic solution is defined by the mean absolute error and the Laplace survival function (see Section 14).

We present some simple examples to illustrate our discussion.

Example 1. Suppose that under F_0 , truly $\log o_i \mid c_i \sim N(x_{i1} + \theta \log c_i, \sigma^2)$ and $\log c_i \sim N(x_{i2}, \sigma^2)$. The analyst adopts the model $\log o_i \sim N(\beta_1 x_{i1} + \beta_2 x_{i2}, 1/\tau^2)$, which, as discussed, assumes non-informative censoring. If $\theta = 0$, the censoring under F_0 is non-informative, and then $\alpha_2^* = \beta_2^* = 0$, hence x_{i2} is discarded asymptotically.

However, if $\theta \neq 0$ then truly $\log o_i = x_{i1} + \theta x_{i2} + \epsilon_i$, where $\epsilon_i \sim N(0, (1 + \theta^2)\sigma^2)$. Plugging this expression into (3.1), it is easy to show that then $\alpha_2^* \neq 0$. That is, the presence of informative censoring causes x_{i2} to be asymptotically selected.

Example 2. Suppose that there is a fixed administrative censoring at $\log c_i = a$ for all individuals (so it is truly non-informative under F_0), a single covariate $x_i \in \mathbb{R}$, and that the analyst adopts the model $\log o_i \sim N(\beta_1 + \beta_2 x_i, 1/\tau^2)$. Suppose that x_i truly has an effect on the outcome under F_0 , but that said effect only occurs at a time $b > a$. Then the effect cannot be detected from the observed data, since all individuals are censored at a . The issue is that the covariate has an effect that deviates from the assumed AFT structure. For example suppose that, under F_0 ,

$$\log o_i = z_i + \theta x_i I(z_i > b),$$

where $x_i \in \{0, 1\}$ indicates that individual i received a treatment, $z_i \sim N(0, 1)$ is the survival time for untreated individuals, and $\theta > 0$ quantifies the treatment effect.

Here the effect is only present among individuals that live longer than b and, since censoring occurs before b , for all uncensored individuals one observes $\log o_i = z_i$. Plugging this expression and $\log c_i = a$ into (3.1), and noting that the conditioning on u_1 can be removed from the expectations, one can show that $\alpha_2^* = \beta_2^* = 0$. This is an extreme example where one cannot detect an effect that strongly deviates from the assumed mean structure, even though the censoring is non-informative. One could conceive related examples where a covariate has a time-varying effect that is first positive and then negative, before administrative censoring occurs, so that the average effect is near-zero.

Example 3. Suppose that a potentially informative censoring occurs early, so that $P_{F_0}(u_1 = 0) \approx 1$. Then (3.1) under the full model is approximately equal to

$$\mathbb{E}_{F_0} [\log \Phi(x_1^\top \alpha + s_1^\top \kappa - \tau \log(c_1))].$$

As discussed, this term is the log-probability that the outcome occurs after the observed censoring time, as predicted by the Normal AFT model. Hence, (α^*, κ^*) are essentially chosen to predict censoring times. If the censoring is informative and depends on a set of covariates, then (α^*, κ^*) will in general assign non-zero coefficients to these covariates, which will be asymptotically selected. A similar argument can be made for late censoring where $P_{F_0}(u_1 = 1) \approx 1$, then (α^*, κ^*) is approximately the usual (population) least-squares solution. If the outcome depends on the censoring, which in turn depends on a set of covariates, then least-squares will assign a non-zero coefficient to the latter.

3.2 Bayes factor rates for misspecified AFT models

This section proves that the posterior probability of the optimal model γ^* converges to 1, under mild conditions. Recall that the posterior probability of γ^* is

$$\pi(\gamma^* \mid y) = \frac{p(y \mid \gamma^*)\pi(\gamma^*)}{\sum_{\gamma} p(y \mid \gamma)\pi(\gamma)} = \left(1 + \sum_{\gamma \neq \gamma^*} B_{\gamma, \gamma^*} \frac{\pi(\gamma)}{\pi(\gamma^*)}\right)^{-1}.$$

Proposition 3 gives the rate at which each B_{γ, γ^*} converges to 0 (in probability), when one assumes a potentially misspecified AFT model. Provided that each $B_{\gamma, \gamma^*} \pi(\gamma)/\pi(\gamma^*)$ converges to 0 (this follows immediately in the standard case where prior model probabilities are bounded, for example) it follows that $\pi(\gamma^* \mid y) \xrightarrow{P} 1$. This implies that the highest posterior probability model consistently selects γ^* , and that including covariates with marginal posterior probability $\pi(\gamma_j^* \mid y) > t$, for any fixed threshold t , also leads to consistent selection.

Proposition 3 clarifies the role of censoring and misspecification. The result is stated for Laplace approximations to Bayes factors, a computationally-convenient alternative to obtaining exact marginal likelihoods, but in our setting both are asymptotically equivalent (Proposition 10). Specifically, we consider

$$B_{\gamma, \gamma^*} = \frac{\hat{p}(y \mid \gamma)}{\hat{p}(y \mid \gamma^*)}, \quad (3.2)$$

where $\hat{p}(y | \gamma)$ is obtained via a Laplace approximation:

$$\hat{p}(y | \gamma) = \exp\{\ell(\tilde{\eta}_\gamma) + \log \pi(\tilde{\eta}_\gamma)\} (2\pi)^{d_\gamma/2} |H(\tilde{\eta}_\gamma) + \nabla^2 \log \pi(\tilde{\eta}_\gamma)|^{-1/2},$$

where $\tilde{\eta}_\gamma = \arg \max_{\eta_\gamma} \ell(\eta_\gamma) + \log \pi(\eta_\gamma)$ is the maximum a posteriori under prior $\pi(\eta_\gamma)$. See Section 10 for details on computing this approximation.

Proposition 3 treats separately overfitted models (containing γ^*) and non-overfitted models (not containing γ^*). Overfitted models contain all truly relevant plus a few spurious parameters, a situation where the challenge is to enforce sparsity. Non-overfitted models are missing some truly relevant parameters, there the challenge is also to have high power to detect the missing signal. By truly relevant we mean improving $M(\eta_\gamma^*)$, i.e. the prediction of either observed or censored times, see Section 3.1. Recall that $d_\gamma = \dim(\eta_\gamma) = p_\gamma + r s_\gamma + 1$. Intuitively the proof of Proposition 3 is based on establishing the asymptotic distribution of the likelihood-ratio test statistic $2[\ell(\tilde{\eta}_\gamma) - \ell(\tilde{\eta}_{\gamma^*})]$, which is bounded by central chi-squares in the overfitted case and non-central chi-squares in the non-overfitted case, and then finding an asymptotic approximation to the other quantities featuring in $\hat{p}(y | \gamma)$.

Proposition 3. *Let B_{γ, γ^*} be the Bayes factor in (3.2) under either π_L , π_M or π_E , where γ^* is the AFT model with smallest d_{γ^*} minimizing (3.1), and $\gamma \neq \gamma^*$ another AFT model. Assume that both γ^* and γ satisfy Conditions A1-A5. Suppose that (g_M, g_E, g_L, g_S) are non-decreasing in n .*

(i) *Overfitted models. If $\gamma^* \subset \gamma$, then*

$$\log B_{\gamma \gamma^*} = \log(a_n) + \frac{r}{2}(s_{\gamma^*} - s_\gamma) \log(ng_S) + \mathcal{O}_p(1),$$

where $a_n = (ng_L)^{\frac{p_{\gamma^*} - p_\gamma}{2}}$ under π_L , $a_n = (ng_M)^{3(p_{\gamma^*} - p_\gamma)/2}$ under π_M , and $a_n = (ng_E e^{2g_E \sqrt{n}})^{(p_{\gamma^*} - p_\gamma)/2}$ under π_E .

(ii) *Non-overfitted models. If $\gamma^* \not\subset \gamma$, then*

$$\log(B_{\gamma \gamma^*}) = -n[M(\eta_{\gamma^*}^*) - M(\eta_\gamma^*)] + \log(b_n) + \frac{r}{2}(s_{\gamma^*} - s_\gamma) \log(ng_S) + \mathcal{O}_p(1)$$

where $b_n = (ng_L)^{\frac{p_{\gamma^*} - p_\gamma}{2}}$ under π_L , $b_n = (ng_M^3)^{(p_{\gamma^*} - p_\gamma)/2}$ under π_M , and $b_n = (g_E n)^{p_{\gamma^*} - p_\gamma} e^{-g_E c}$ under π_E , for finite $c \in \mathbb{R}$.

By Proposition 3(i) the rates to discard overfitted models are unaffected by misspecification and censoring (but certain constants can affect finite n behaviour, see the proof). These sparsity rates are improved by non-local priors and by setting large prior dispersions (g_L, g_M, g_E, g_S) , extending previous results [Johnson and Rossell, 2012, Narisetty and He, 2014, Rossell and Telesca, 2017, Rossell and Rubio, 2018] to misspecified survival models. By Proposition 3(ii) the rate to detect non-spurious effects is exponential in n with a coefficient $M(\eta_{\gamma^*}^*) - M(\eta_\gamma^*) > 0$ that measures the drop of predictive ability in γ relative to γ^* , and is hence affected by misspecification and censoring. Recall that predictive ability can be understood as a weighted average of forecasting the outcome to occur after the censoring time (for censored individuals) and the actual outcome time (for uncensored individuals).

When one misspecifies the model family, $M(\eta_{\gamma^*}^*) - M(\eta_\gamma^*)$ is driven by the projection of F_0 onto the assumed family. Interpreting the geometry of such projections is beyond our scope, but intuitively projections usually reduce distances and hence make $M(\eta_{\gamma^*}^*) - M(\eta_\gamma^*)$ smaller than if one were to assume the correct model class. By Part (ii), this would decrease the power to detect non-zero effects in η_γ^* .

To facilitate interpretation suppose there is no censoring. Then simple algebra shows that $M(\eta_{\gamma^*}^*) - M(\eta_\gamma^*) = \mathbb{E}_{F_0} [\log(\tau_{\gamma^*}^*/\tau_\gamma^*)]$, which measures the difference in mean squared prediction errors from using model γ instead of the optimal γ^* (given by $1/(\tau_\gamma^*)^2$ and $1/(\tau_{\gamma^*}^*)^2$, respectively). For instance, omitting covariates increases $\tau_{\gamma^*}^*/\tau_\gamma^*$, causing an exponential drop in power, see our examples in Sections 5.1-5.2 for an illustration.

Proposition 3 also highlights trade-offs in modeling non-linear covariate effects. Including a truly active non-linear term is rewarded by an improved model fit $M(\eta_{\gamma^*}^*) - M(\eta_\gamma^*)$, but runs into an $r \log(ng_S)$ penalty. In contrast, including a linear effect leads to a smaller improvement in fit, but also incurs a smaller $\log(ng_S)$ penalty. Hence, decomposing effects into a linear and non-linear components can improve power.

A similar observation illustrates that for model selection purposes, the advantages of using fully non-parametric effects over a finite-dimensional basis may be small. Suppose one replaced the basis dimension r by a larger r^* maximizing $M(\eta_{\gamma^*}^*) - M(\eta_\gamma^*)$. For m -degree splines with equi-spaced knots and sufficiently smooth $M(\cdot)$ the improvement in

$M(\eta_{\gamma^*}^*) - M(\eta_{\gamma^*}^*)$ associated to increasing r to r^* is at most of order $1/r^m$ [Rosen, 1971]. For said increase to offset the complexity penalty it needs to hold that $r^{m+1}(r^* - r)/2$ is of a smaller order than $n/\log(n g_S)$. Hence by letting $r^{m+1}r^*$ grow sub-linearly with n could improve power relative to r . However for even moderate r and cubic splines ($m = 3$) the required $n > r^*r^4$ can be impractically large, e.g. see the examples in Section 5.1 with $r \in \{5, 10, 15\}$. Further, the computational cost of using a large r^* for each considered model γ is impractical when one wishes to consider many models.

In summary, using a small basis dimension r (e.g. $r = 5$, in our examples) within the non-linear effect decomposition in Section 2.1 may be practically preferable to a non-parametric basis where r grows with n , for the purpose of detecting the effect.

3.3 Bayes factor rates for misspecified additive Cox models

Our Bayes factor results under misspecified Cox models are similar to Section 3.2, but here the optimal model γ^* is defined by zeroes in the parameter $\eta^* = (\beta^*, \delta^*)$ maximizing the expected partial likelihood (2.3) under F_0 , see (13.11) for its expression and some discussion. The interpretation of η^* is also analogous, though here (2.3) rewards predicting a higher risk for individuals who experienced the event (uncensored) than for other individuals at risk. An alternative interpretation is possible by noting that (2.3) can be approximated by a Poisson regression log-likelihood [Laird and Olivier, 1981], where one models the mean number of uncensored events in infinitesimal intervals. Intuitively, any covariate that helps predict this mean, which depends on the distribution of the censoring and survival times, is asymptotically selected. Covariates that are unrelated both to survival and censoring are hence discarded.

We consider Bayes factors obtained by a Laplace approximation to the integrated partial likelihood

$$p(y | \gamma) = \int \exp \{ \ell_p(\beta_\gamma, \delta_\gamma) \} \pi(\beta_\gamma, \delta_\gamma | \gamma) d\beta_\gamma d\delta_\gamma \quad (3.3)$$

these can be viewed as the integrated likelihood under a limiting non-informative non-parametric Gamma process prior on h_0 , see Ibrahim and Chen [2014] and Nikooienejad et al. [2020] for a discussion. We obtain Bayes factor rates analogous to Section 3.2, the proof builds upon Tsiatis [1981] and Lin and Wei [1989] who proved that $\bar{\eta}_\gamma = (\bar{\beta}_\gamma, \bar{\delta}_\gamma)$ maximizing (2.3) are consistent and asymptotically normal under misspecification, under Conditions B1-B4 listed in Section 13.4.

Proposition 4. *Let B_{γ, γ^*} be the Bayes factor based on (3.3) under π_L , π_M or π_E , γ^* the Cox model with smallest d_{γ^*} minimizing the expected log partial likelihood M_p in (13.10), and $\gamma \neq \gamma^*$ another Cox model. Assume that (γ^*, γ) satisfy Conditions B1-B4, and that (g_M, g_E, g_L, g_S) are non-decreasing in n .*

(i) *Let a_n be as in Proposition 3. If $\gamma^* \subset \gamma$, then*

$$\log B_{\gamma \gamma^*} = \log(a_n) + \frac{r}{2}(s_{\gamma^*} - s_\gamma) \log(n g_S) + \mathcal{O}_p(1),$$

(ii) *Let b_n be as in Proposition 3. If $\gamma^* \not\subset \gamma$, then*

$$\log(B_{\gamma \gamma^*}) = -n[M_p(\eta_{\gamma^*}^*) - M_p(\eta_\gamma^*)] + \log(b_n) + \frac{r}{2}(s_{\gamma^*} - s_\gamma) \log(n g_S) + \mathcal{O}_p(1).$$

That is, the Bayes factors under an assumed Cox model have similar asymptotic behavior as under an assumed AFT model, hence the conclusions stated in Section 3.2 also apply to the Cox model.

4 Computation

The two main computational challenges are exploring the model space $\gamma \in \{0, 1, 2\}^p$, and approximating the integrated likelihood $p(y | \gamma)$ in (2.5) for each model. We first discuss relative advantages of the Normal AFT and Cox models for computing $p(y | \gamma)$, and how they relate to the amount of censored data in Section 4.1. We also discuss an approximation to the Normal log-distribution function derivatives that dramatically speeds up computation for the AFT and probit models. Section 4.2 discusses the model search, when one cannot enumerate all 3^p models.

4.1 Within-model calculations

When the log-likelihood is concave (or locally concave around η_γ^* , as in asymptotically Normal models), Laplace approximations to $p(y | \gamma)$ are one of the fastest and more accurate methods available. A practical limitation is that,

when one wishes to consider many models or the sample size is large, solving the required optimization problems can still be cumbersome. This cost can be significantly ameliorated by combining convex optimization algorithms that use warm initializations, see Section 10. See also Rossell et al. [2021] for an approach based on approximate Laplace approximations that bypasses the optimization exercise altogether.

Within survival analysis, an advantage of exponential-family AFT models is admitting sufficient statistics for the uncensored part of the likelihood, *e.g.* $(y_o^\top y_o, X_o^\top y, X_o^\top X_o)$ for (2.2). These can be computed upfront in $n_o(1 + p + p(p+1)/2)$ operations and re-used whenever a new model γ is considered at no extra cost, but for large p such pre-computation has significant cost and memory requirements. Since one typically visits only a small subset of models, many elements in $X_o^\top X_o$ are never used and it would be wasteful to compute them all upfront. It is more convenient to compute the entries in $X_o^\top X_o$ when first required by any given γ and storing them for later use. Our software follows this strategy by using sparse matrices in the C++ `Armadillo` library [Sanderson and Curtin, 2016].

Given these sufficient statistics the log-likelihood in (2.2) requires $\min\{nd_\gamma, (n_c + 1)d_\gamma + d_\gamma(d_\gamma + 1)/2\}$ operations, and each entry in its gradient and hessian require $n_c + 1$ further operations. In contrast the Cox model’s partial likelihood has a minimum cost of $n_o d_\gamma + n_o(n_o - 1)/2$ operations when censored times precede all observed times ($\max c_i < \min o_i$), and a maximum cost $nd_\gamma + [n(n+1) - n_c(n_c - 1)]/2$ when observed times precede all censored times. That is, the AFT likelihood has a significantly lower cost than the Cox model when $n_c < n_o$ (moderate censoring) or $n > d_\gamma$ (sparse settings).

A caveat of the Normal AFT model, however, is requiring the extensive evaluation of the log-cumulative distribution $\log \Phi$ and its derivatives. Each likelihood evaluation requires n_c terms featuring Φ and, although these terms can be re-used when computing $r(z) = \phi(z)/\Phi(z)$ and $D(z) = r(-z)^2 - zr(-z)$ in the gradient and hessian, evaluating $\Phi(z)$ is costly. Briefly, the problem of approximating the inverse Mill’s ratio $r(z)$ has been well-studied Gasull and Utzet [2014]. There are many algorithms to approximate $\Phi(z)$, but $r(z)$ is harder, *e.g.* Expression 26.2.16 in Abramowitz and Stegun [1965] (page 932) has maximum absolute error $< 7.5 \times 10^{-8}$ for $\Phi(z)$ but unbounded absolute error for $r(z)$ as $z \rightarrow -\infty$. By combining existing proposals we built a fast approximation that guarantees the small relative errors. One may combine the Taylor series and asymptotic expansions in Abramowitz and Stegun [1965] (page 932, Expressions 26.2.16 and 26.2.12) for $\Phi(z)$ with an optimized Laplace continued fraction in Lee [1992] (Expression (5.3)) for $r(z)$ as $z \rightarrow -\infty$. The resulting $\hat{r}(z)$ has maximum absolute and relative errors < 0.000185 and < 0.000102 respectively, and for $\hat{D}(z) = \hat{r}(-z)^2 - z\hat{r}(-z)$ they are < 0.000424 and < 0.000505 . See Section 11 for further details. As an empirical check, the posterior model probabilities obtained in Section 5.3 when replacing $(r(z), D(z))$ by $(\hat{r}(z), \hat{D}(z))$ remained identical to the third decimal place.

This approximation also facilitates evaluating the log-likelihood and derivatives for probit and other models involving $\log \Phi$, and may have some independent interest. Using this approximation and the warm initializations in Section 10 is practically meaningful, for the TGFB data (Section 5.3, 868 parameters) they reduced the cost of 1,000 Gibbs iterations from >4 hours to 38 seconds.

4.2 Model exploration

Recent advances in Markov Chain Monte Carlo provide model exploration strategies that perform fairly well in practice, see Zanella and Roberts [2019] for a tempering approach that is particularly helpful when there are multi-modalities in $p(\gamma | y)$, or Griffin et al. [2020] for adaptive methods that reduce the effort in exploring low posterior probability models. Further, as n grows and posterior probabilities concentrate on a single model, it is possible to prove quick convergence [Yang et al., 2016]. Intuitively, if $p(\gamma^* | y) \approx 1$ and the chain converges quickly, there is high probability that γ^* will be visited after a few iterations. Most iterations are spent on models with high $\pi(\gamma | y)$ which, from Proposition 3, are models with dimension close to d_{γ^*} . The main burden arises from obtaining $p(y | \gamma)$, which only needs to be computed the first time that γ is visited and can be stored for subsequent iterations. Hence, if d_{γ^*} is not too large (sparse data-generating truths) or $\pi(\gamma | y)$ is concentrated on relatively few models, the cost is manageable.

Here for simplicity we describe Algorithm 1, a Gibbs algorithm that builds upon earlier proposals [Johnson and Rossell, 2012, Rossell and Rubio, 2018], with the novelty that it adds a latent augmentation to enforce hierarchical restrictions (non-linear terms in S are only added if the corresponding linear term in X is in the model) in a computationally-efficient manner. The algorithm obtains B samples $\gamma^{(1)}, \dots, \gamma^{(B)}$ from $\pi(\gamma | y)$. It is not a naive Gibbs algorithm that sequentially samples p trinary indicators, *i.e.* sets $\gamma_j^{(b)} = k$ with probability $\pi(\gamma_j = k | y, \gamma_1, \dots, \gamma_{j-1}, \gamma_{j+1}, \dots, \gamma_p)$ for $k \in \{0, 1, 2\}$. Instead, it is more convenient to run an augmented-space Gibbs on $2p$ binary indicators. Specifically let $\tilde{\gamma}_j = \mathbf{I}(\gamma_j = 1)$ for $j = 1, \dots, p$ denote that covariate j only has a linear effect, and $\tilde{\gamma}_j = \mathbf{I}(\gamma_{j-p} = 2)$ for $j = p+1, \dots, 2p$ a non-linear effect. Algorithm 1 samples $\tilde{\gamma}_j$ individually but prevents $(\tilde{\gamma}_j, \tilde{\gamma}_{j+p}) = (0, 1)$, *i.e.*

enforces that having a non-linear effect when $\beta_j = 0$ has zero posterior probability. The greedy initialization of $\tilde{\gamma}^{(0)}$ is analogous to that in Johnson and Rossell [2012] and to the heuristic optimization in Polson and Sun [2018].

We remark that Algorithm 1 may suffer from worse mixing than naive Gibbs sampling of $\gamma_j \in \{0, 1, 2\}$, but is advantageous in sparse settings. If covariate j has a small posterior probability $\pi(\gamma_j \neq 0 \mid y)$ then $\pi(\tilde{\gamma}_j = 1 \mid y)$ is small and in most iterations $\tilde{\gamma}_{j+p}$ is set to zero without the need to perform any calculation. In contrast when sampling $\gamma_j \in \{0, 1, 2\}$ one must obtain the integrated likelihood for $\gamma_j = 2$, which can be costly due to adding the r extra parameters needed to capture the non-linear effect. As an example, in Section 5.3 sampling $\gamma_j \in \{0, 1, 2\}$ took over 5 times longer to run than Algorithm 1, but provided the same effective sample size up to 2 decimal places.

Algorithm 1 Augmented-space Gibbs sampling

- 1: Set $b = 0$, $\tilde{\gamma}^{(0)} = (0, \dots, 0)$.
- 2: For $j = 1, \dots, 2p$, update $\tilde{\gamma}_j^{(0)} = \arg \max_k p(\tilde{\gamma}_j = k \mid y, \tilde{\gamma}_{-j}^{(b)})$. If an update was made across $j = 1, \dots, 2p$ go back to Step 2, else set $\tilde{\gamma}_j^{(0)} = \max\{\gamma_j^{(0)}, \gamma_{j+p}^{(0)}\}$ for $j = 1, \dots, p$ and go to Step 3.
- 3: Set $b = b + 1$. For $j = 1, \dots, p$ set $\tilde{\gamma}_j^{(b)} = 1$ with probability

$$P(\tilde{\gamma}_j = 1 \mid y, \tilde{\gamma}_{-j}^{(b)}) = \begin{cases} 1, & \text{if } \tilde{\gamma}_{j+p} = 1, \\ \frac{p(y \mid \tilde{\gamma}_j = 1, \tilde{\gamma}_{-j}^{(b)}) p(\tilde{\gamma}_j = 1, \tilde{\gamma}_{-j}^{(b)})}{p(y \mid \tilde{\gamma}_j = 0, \tilde{\gamma}_{-j}^{(b)}) p(\tilde{\gamma}_j = 0, \tilde{\gamma}_{-j}^{(b)}) + p(y \mid \tilde{\gamma}_j = 1, \tilde{\gamma}_{-j}^{(b)}) p(\tilde{\gamma}_j = 1, \tilde{\gamma}_{-j}^{(b)})}, & \text{if } \tilde{\gamma}_{j+p} = 0, \end{cases}$$

and otherwise set $\tilde{\gamma}_j^{(b)} = 0$.

- 4: For $j = p + 1, \dots, 2p$ set $\tilde{\gamma}_j^{(b)} = 1$ with probability

$$P(\tilde{\gamma}_j = 1 \mid y, \tilde{\gamma}_{-j}^{(b)}) = \begin{cases} 0, & \text{if } \tilde{\gamma}_{j+p} = 0, \\ \frac{p(y \mid \tilde{\gamma}_j = 1, \tilde{\gamma}_{-j}^{(b)}) p(\tilde{\gamma}_j = 1, \tilde{\gamma}_{-j}^{(b)})}{p(y \mid \tilde{\gamma}_j = 0, \tilde{\gamma}_{-j}^{(b)}) p(\tilde{\gamma}_j = 0, \tilde{\gamma}_{-j}^{(b)}) + p(y \mid \tilde{\gamma}_j = 1, \tilde{\gamma}_{-j}^{(b)}) p(\tilde{\gamma}_j = 1, \tilde{\gamma}_{-j}^{(b)})}, & \text{if } \tilde{\gamma}_{j+p} = 1, \end{cases}$$

and otherwise set $\tilde{\gamma}_j^{(b)} = 0$. If $b = B$ stop, else go back to Step 3.

5 Empirical results

We illustrate via examples the effect of censoring, misspecification and the use of non-linear effect decompositions on model selection. Section 5.1 considers a simple simulation study with $p = 2$ variables, which Section 5.2 extends to $p = 50$. We consider different data-generating truths where the covariates have a monotone or non-monotone effect, and where the truth follows an AFT, proportional hazards, or generalized hazards structure. In Section 5.3, we analyze the effect of gene TGFB on colon cancer. Given that the data-generating truth is unknown, in Section 5.4 we study the number of false positives via a permutation exercise. See also Supplementary Section 17.3, where we analyze the effect of the estrogen receptor on breast cancer survival.

We consider five model selection methods combining the AFT and Cox models with local and non-local priors and with LASSO. For all Bayesian methods we took the highest posterior probability model $\hat{\gamma} = \arg \max \pi(\gamma \mid y)$ as the selected model. We refer to the first three methods as AFT-Zellner, AFT-pMOMZ and AFT-LASSO. They all assume an AFT model and use either the block-Zellner prior π_L , the non-local pMOM-Zellner prior π_M (Section 2.3), or LASSO penalties as proposed by Rahaman-Khan and Shaw [2019]. AFT-Zellner and AFT-pMOMZ assume the Normal AFT model in (2.1), whereas AFT-LASSO uses a semi-parametric AFT model. The remaining two methods combine the Cox model with piMOM priors (Cox-piMOM, Nikooienejad et al. [2020]) and LASSO (Cox-LASSO, Simon et al. [2011]). For AFT-Zellner and AFT-pMOMZ we used the function `modelSelection` in the R package `mombf` with the default prior parameters, the Beta-Binomial prior $\pi(\gamma)$ in (2.6) and $B = 10,000$ iterations in Algorithm 1. For Cox-piMOM we used the function `cov_bvs` in the R package `BMSNLP` with default parameters and prior dispersion 0.25 as recommended by Nikooienejad et al. [2020]. For AFT-LASSO and Cox-LASSO we used the functions `AEnet.aft` and `glmnet` in the R packages `AdapEnetClass` and `glmnet`, and we set the penalization parameter via 10-fold cross-validation.

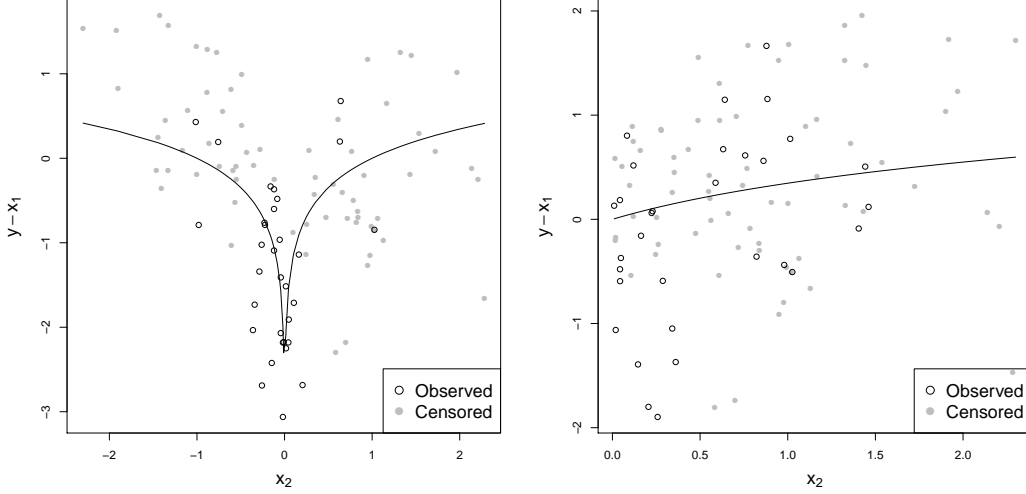


Figure 1: Simulation truth and a simulated dataset for Scenarios 1 (left) and 2 (right).

5.1 Censoring, model complexity and misspecification with $p = 2$

We consider sample sizes $n \in \{100, 500\}$, as well as censored and uncensored data. We present results for AFT-pMOMZ, as those for AFT-Zellner and Cox-piMOM were largely analogous. These methods are compared to Cox-LASSO and AFT-LASSO in Section 5.2. We consider 6 simulation scenarios. Scenarios 1-2 have a data-generating AFT model, Scenarios 3-4 a generalized hazard model and Scenarios 5-6 a proportional hazards model. The first covariate has a linear effect in all scenarios, whereas the second covariate has a non-linear effect. In Scenarios 1, 3 and 5 this effect is strongly non-linear and non-monotone, whereas in Scenarios 2, 4 and 6 it is monotone and can be roughly approximated by a linear trend, see Figure 1.

Scenario 1. AFT structure with $\log o_i = x_{i1} + 0.5 \log(|x_{i2}|) + \epsilon_i$ and $c_i = 0.5$, where $x_i \sim N(0, A)$, $A_{11} = A_{22} = 1$, $A_{12} = 0.5$, $\epsilon_i \sim N(0, \sigma = 0.5)$.

Scenario 2. AFT structure with $\log o_i = x_{i1} + 0.5 \log(1 + x_{i2}) + \epsilon_i$ and $c_i = 1$, where $x_i = (\tilde{x}_{i1}, |\tilde{x}_{i2}|)$, $\tilde{x}_i \sim N(0, A)$ and A, ϵ_i as in Scenario 1.

Scenario 3. Generalized hazards structure with

$$h_{GH}(t) = h_0(t \exp \{-x_{i1}/3 + 0.5 \log(|x_{i2}|)\}) \exp \{-x_{i1}/3 + 0.75 \log(|x_{i2}|)\},$$

$c_i = 0.5$, h_0 being the Log-Normal(0,0.5) baseline hazard and x_i as in Scenario 1.

Scenario 4. Generalized hazards structure with

$$h_{GH}(t) = h_0(t \exp \{-x_{i1}/3 + 0.5 \log(1 + x_{i2})\}) \exp \{-x_{i1}/3 + 0.75 \log(1 + x_{i2})\},$$

$c_i = 1$, and h_0 and x_i as in Scenario 3.

Scenario 5. Proportional hazards with $h(t) = h_0(t) \exp \{3x_{i1}/4 - 5 \log(|x_{i2}|)/4\}$, $c_i = 0.55$, h_0 being the Log-Normal(0,0.5) baseline hazard and x_i as in Scenario 1.

Scenario 6. Proportional hazards with $h(t) = h_0(t) \exp \{3x_{i1}/4 - 5 \log(|x_{i2}|)/4\}$, $c_i = 0.95$, and h_0 and x_i as in Scenario 5.

In all scenarios, we first consider that there is no censoring, and then a strong administrative censoring, giving censoring probabilities $P_{F_0}(u_i = 0) \approx 0.7$.

We first discuss Scenarios 1-2 and illustrate the advantage of using our non-linear effect decomposition. We first only considered the selection of non-linear effects, *i.e.* $\gamma_j \in \{0, 2\}$. In such case, the power to detect the effects (Figure 5, top) was significantly lower than when decomposing them into linear and non-linear parts (Figure 5, middle). These findings align with Proposition 3, in the sense that the improvement in model fit needs to overcome the penalty for using a non-linear basis. By considering $\gamma_j \in \{0, 1, 2\}$, one can capture part of the effect with a single linear term. Figure 5 also shows that censoring tends to reduce the power for both covariates.

Second, we illustrate the effect of the non-linear basis dimension r . We compared the earlier results, where r was part of the model selection, to those obtained under a single fixed $r = 5, 10$ or 15 (Figure 5, bottom). Interestingly, in Scenario

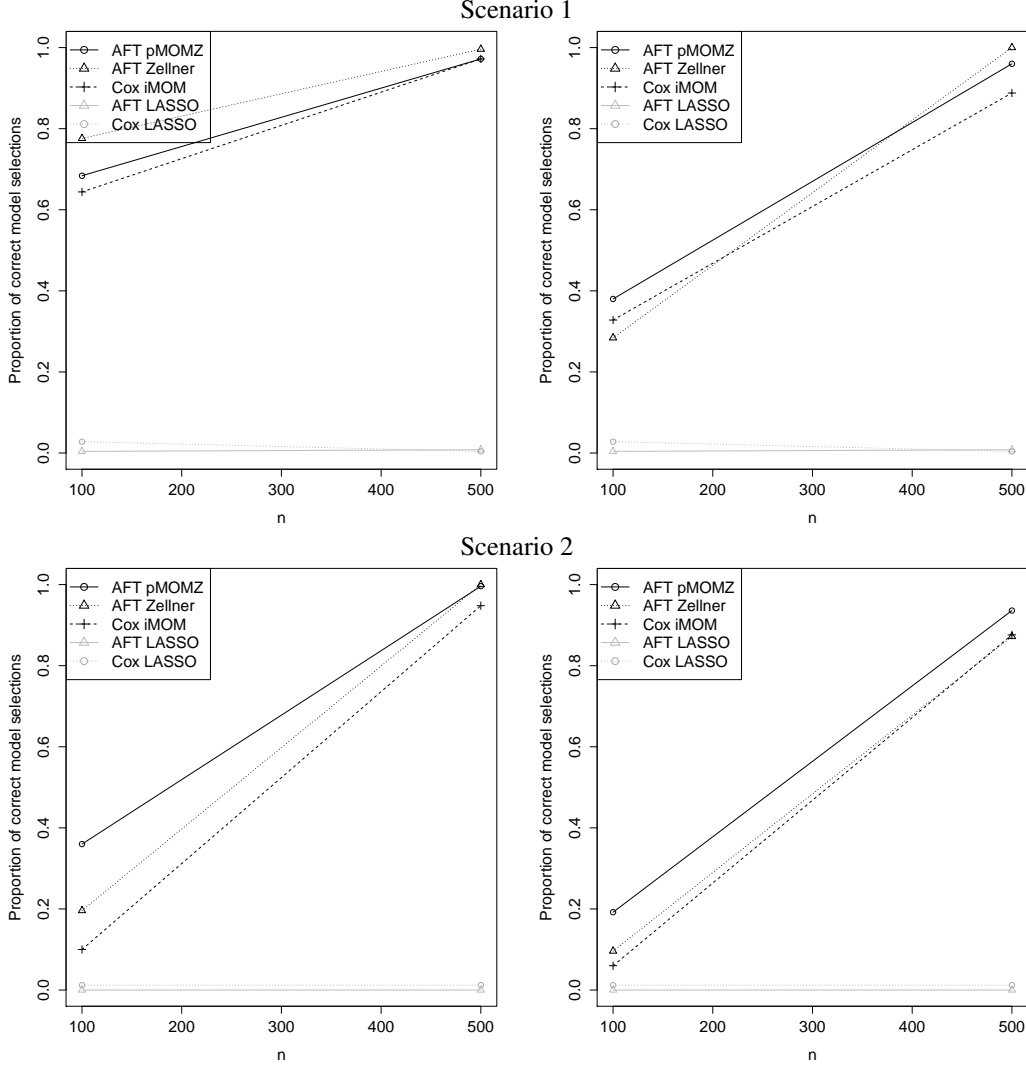


Figure 2: Scenarios 1-2, $p = 50$. Correct model selection proportion in uncensored (left) and censored (right) data.

1 the best performance was observed for $r = 5$, despite the data-generating truth being strongly non-linear (Figure 1). In Scenario 2 the results were highly robust to r , as one might expect from the true effect being near-linear. That is, the smaller $r = 5$ gave a good compromise between inference and computation, we thus used $r = 5$ from now on.

The results for Scenarios 3-4 are in Figure 6, and for Scenarios 5-6 in Figure 7. The effect of censoring, model complexity and misspecifying covariate effects were largely analogous to Scenarios 1-2. To explore further the effects of misspecification, we repeated the simulations in Scenarios 1-2 but now setting F_0 to have asymmetric Laplace errors $\epsilon_i \sim \text{ALaplace}(0, s, a)$, where $a = -0.5$ is the asymmetry and s the scale in the parameterization of Rossell and Rubio [2018]. We set s such that the error variance was equal to the Normal simulations, that is $s = \sigma^2 / [2(1 + a^2)] = 0.1$. Figure 8 shows the results. These are similar to Figure 5 except for a slight drop in the power to include active covariates.

Finally, we explored the effect of omitting covariates by analyzing the data from Scenarios 1-2 but considering that only x_{i1} was actually observed, *i.e.* removing x_{i2} from the analysis. Figure 9 shows the results. Relative to Figure 5, under Scenario 1 there was a reduction in the posterior evidence for including x_{i1} . Such reduction was not observed in Scenario 2, presumably due to x_{i1} being correlated with $\log(1 + x_{i2})$ and hence picking up part of its predictive power.

5.2 Censoring, model complexity and misspecification with $p = 50$

We extended Scenarios 1-6 from Section 5.1 by adding 48 spurious covariates. We generated covariates $x_i \sim N(0, A)$ where A is a 50×50 matrix with unit diagonal and all off-diagonal $A_{ij} = 0.5$, and otherwise simulated data as in Section 5.1. Figure 2 shows the proportion of correct model selections by each model selection method in Scenarios 1-2, across 250 independent simulations. Figure 10 reports these results for Scenarios 3-4, and Figure 11 for Scenarios 5-6. Tables 2-7 also display the posterior probability assigned to the optimal model γ^* and the average number of truly active and truly inactive selected covariates. All Bayesian methods exhibited a good ability to select γ^* that improved with larger n and uncensored data (as predicted by Proposition 3), and they all provided significant improvements over Cox-LASSO and AFT-LASSO, particularly in reducing the number of false positives. As expected AFT-Zellner and AFT-pMOM tended to slightly outperform Cox-piMOM under truly AFT data (Scenarios 1-2), and conversely under truly proportional hazards data (Scenarios 5-6), though the differences were relatively minor. Interestingly, under the generalized hazards model (Scenarios 3-4) again AFT-Zellner and AFT-pMOMZ achieved higher correct selection rates, presumably due to these generalized hazard settings being closer to an AFT than to an proportional hazards model.

5.3 Effect of TGFB and fibroblasts in colon cancer metastasis

Calon et al. [2012] studied the effect of 172 genes related to fibroblasts (f-TBRS signature), a cell type producing the structural framework in animals, and a growth factor (TGFB) associated with lower colon cancer survival (time until recurrence). The authors obtained 172 genes responsive to TGFB in mice fibroblasts. They then used independent gene expression data from human patients, with tumor stages 1-3, to show that an overall high mean expression of these 172 genes was strongly associated with metastasis. We analyzed their data to provide a more detailed description of the role of TGFB and f-TBRS on survival. We used the $n = 260$ patients with available survival times, and used tumor stage (2 dummy indicators), TGFB and the 172 f-TBRS genes as covariates, for a total of $p = 175$. We first performed model selection via AFT-pMOMZ only for staging and TGFB. The top model had 0.976 posterior probability and included stage and a linear effect of TGFB, confirming that TGFB is associated with metastasis. The posterior marginal inclusion probability for a non-linear effect of TGFB was only 0.009. As an additional check, the maximum likelihood estimator under the top model gave P-values < 0.001 for stage and the linear TGFB effect. The estimated time accelerations associated to TGFB are substantial (Figure 14, left).

Next, we extended the exercise to all 175 variables, only considering linear effects. The top model contained gene FLT1 and the second top model genes ESM1 and GAS1, with respective posterior model probabilities 0.088 and 0.081. These were also the genes with highest inclusion probabilities (0.208, 0.699 and 0.567 respectively). There is plausible biology connecting FLT1, ESM1 and GAS1 to metastasis. From genecards.org [Stelzer et al., 2016], FLT1 is a growth and permeability factor in cell proliferation and cancer invasion. ESM1 is related to endothelium disorders, growth factor receptor binding and gastric cancer networks, and GAS1 plays a role in growth and tumor suppression. Interestingly the marginal inclusion probability for TGFB was only 0.107, that is after accounting for the top 3 genes TGFB did not show a significant effect on survival. For confirmation, we fitted via maximum likelihood the model with FLT1, ESM1, GAS1, stage and TGFB. The P-value for TGFB was 0.281 and its estimated effect was substantially reduced (Figure 14, right). Finally, we considered both linear and non-linear effects ($p(1 + r) = 1050$ columns in (X, S)). All non-linear effects had inclusion probabilities below 0.5 and the top 2 models contained FLT1, ESM1 and GAS1, as before. For comparison we run Cox-piMOM, AFT-LASSO and Cox-LASSO on the linear effects ($p = 175$). Stage and FLT1 were again selected by the top model under Cox-piMOM and by Cox-LASSO. Cox-LASSO selected 9 other genes, but only 4 had a significant P-value upon fitting a Cox model via maximum likelihood. Finally AFT-LASSO selected stage and 6 genes, two of which were also selected by Cox-LASSO. See Section 17.3 for a similar analysis of the estrogen receptor ESR1 effect on breast cancer.

Since this is a real-data application with an unknown ground truth, it is hard to assess which method performed best. As a first check, Table 8 reports the estimated predictive accuracy of each method via the leave-one-out cross-validated concordance index [Harrell Jr. et al., 1996]. Cox-LASSO and AFT-pMOMZ achieved the highest concordance indexes, with the former selecting more variables than the latter on average across the cross-validation (13.6 vs. 3.9 for $p = 175$ and 11.7 vs. 4.9 for $p(1 + r) = 1050$). We remark that predictive accuracy is not our primary goal, but if a method were to miss truly active covariates then one would expect accuracy to decrease, hence it serves as a rough proxy for statistical power. To complete the exercise, we next evaluate false positive probabilities.

5.4 False positive assessment under colon cancer data

We did a permutation exercise to assess false positive findings in the colon cancer data. We randomly permuted the recurrence times, and left the covariates unpermuted. We obtained 100 independent permutations and recorded the model selected by each method. We first included only stage, a linear and non-linear term for TGFB as covariates, for a

	Stage + TGFB ($p(r + 1) = 8$)		Stage + all genes ($p = 175$)	
	False positives	$\hat{\gamma} = 0$	False positives	$\hat{\gamma} = 0$
AFT-pMOMZ	0.0	100.0	0.0	100.0
Cox-piMOM	12.1	3.0	0.6	1.0
AFT-LASSO	35.9	31.0	2.2	45.0
Cox-LASSO	12.6	68.0	1.5	61.0

Table 1: Percentage of false positives and correct model selections ($\hat{\gamma} = 0$) in permuted colon cancer data (100 permutations) when the design had 8 columns (stage, linear and non-linear effect of TGFB) and 175 columns (stage and linear effect of 173 genes).

total of $p(r + 1) = 8$ columns in (X, S) . Next, we repeated the exercise considering linear effects for staging and the 173 genes, for a total of $p = 175$ columns.

The results are in Table 1 and Figure 12. AFT-pMOMZ achieved an excellent false positive control, it selected the null model in all permutations and assigned an average posterior probability $\pi(\gamma = 0 \mid y) = 0.846$ and 0.844 to the null model in the exercises with 8 and 175 columns (respectively). That is, AFT-pMOMZ not only selected the null model but also assigned a high confidence to that selection. All competing methods selected the null model significantly less frequently. They also showed inflated false positive percentages for the analysis with 8 columns, though interestingly these percentages were lower in the analysis with 175 columns. Figure 12 reveals an interesting pattern for Cox-piMOM, in $> 97\%$ of the permutations only 1 covariate was included. That is, although the mean false positives percentage for Cox-piMOM was similar to AFT-LASSO and Cox-LASSO, the selected model was always very close to the null model, as expected from the strong sparsity-inducing properties of non-local priors.

6 Discussion

Our main contributions are describing a generic Bayesian model selection framework to incorporate non-linear effects in a data-driven fashion to balance power and sparsity and, perhaps more importantly, helping understand the interplay between censoring, misspecification and model complexity. In survival models, we showed that one asymptotically discards covariates that do not help predict the outcome neither censoring times (conditionally on other covariates), whereas in probit regression one keeps those that help reduce the probit loss function, and similarly for other concave log-likelihoods. We showed that censoring and misspecification can reduce power significantly. Understanding this phenomenon can be useful in the design of experiments, where one may increase the follow-up length to gain power. Enriching the model class, by considering semi- and non-parametric terms, to alleviate model misspecification requires some care as these additional terms can incur computational and statistical power losses. Our recommendation is to use Bayesian model selection to decide their inclusion in a data-adaptive manner, as in the proposed linear plus deviation from linearity decomposition. Although not discussed here for simplicity, one can also easily incorporate interactions between covariates into the proposed theory and computational methods.

From a technical point of view we used standard asymptotic arguments which, for concave log-likelihoods, lead to simpler proofs and technical conditions. It should be possible to extend our results, with some care, to non-concave and non-asymptotic settings (for example, using the high-dimensional framework in [Panov and Spokoiny, 2015]), interval and left censored data, as well as to cure rate, recurrence or excess hazards models. We focused on fixed p to provide simpler results and intuition, under less restrictive technical conditions. While, in theory, it can be potentially interesting to allow the non-linear basis dimension r to grow with n , for actual methodology this often implies an impractical computational cost. This is critical in structural learning, where one wishes to consider many models. For this reason, in applied settings, it is common to use a finite basis.

Regarding high-dimensional settings, from recent results on misspecified penalized non-concave likelihood [Loh, 2017] Bayesian model selection [Yang and Pati, 2017, Rossell, 2021], we speculate that our main findings should remain valid. We remark, however, that high-dimensional formulations often incorporate stronger sparsity via the prior distribution, hence the power drop caused by censoring and misspecification could be more problematic than in our fixed p case.

We focused on model selection within additive models, but our results extend directly when one wishes to consider interactions, by adding the corresponding basis to our formulation. Our theory is valid for any given basis and also when performing selection on the basis itself, however, admittedly our examples focused on spline basis with fixed knots. We feel that a detailed study of basis selection would obscure the high-level intuition of our main results, but it represents an interesting aspect for future research.

Acknowledgments

David Rossell was supported by Spanish Government grants RyC-2015-18544, Plan Estatal PGC2018-101643-B-I00, Europa Excelencia EUR2020-112096, Ayudas Fundación BBVA a Investigación en Big Data 2017, and NIH grant R01 CA158113-01.

Supplementary Material: Additive Bayesian variable selection under censoring and misspecification

7 Likelihood factorization under non-informative censoring

Most popular survival models assume that the censoring times are non-informative, that is that the survival and censoring times (o_i, c_i) are conditionally independent given covariates x_i . Under such an assumption, the contribution of the censoring distribution to the likelihood function factors out, and can hence be ignored for making inference on survival times. To see this, the likelihood associated to an arbitrary joint model $p_{o,c}(o_i, c_i | x_i)$ is

$$\prod_{u_i=1} p_{o|c}(o_i | c_i \geq o_i, x_i) P_c(c_i \geq o_i | x_i) \prod_{u_i=0} p_{c|o}(c_i | c_i < o_i, x_i) P_o(o_i > c_i | x_i)$$

which, if (o_i, c_i) are assumed conditionally independent given x_i , simplifies to

$$\prod_{i=1}^n p_o(o_i | x_i)^{u_i} P_o(o_i > c_i | x_i)^{1-u_i} \prod_{i=1}^n P_c(c_i \geq o_i | x_i)^{u_i} p_c(c_i | x_i)^{1-u_i}.$$

The second term can be disregarded, for purposes of making inference on the marginal distribution of the survival times.

8 Log-likelihood and priors

8.1 Marginal prior on β_j

Straightforward algebra shows that the marginal MOM prior density on β_j associated to π_M is

$$\pi_M(\beta_j) = \int \pi_M(\beta_j | \sigma^2) \text{IG}(\sigma^2; a_\tau/2, b_\tau/2) = \frac{2\Gamma((a_\tau + 3)/2)}{\Gamma(a_\tau/2)\pi^{1/2}(b_\tau g_M)^{3/2}} \frac{\beta_j^2}{(1 + \beta_j^2/(g_M b_\tau))^{(a_\tau+3)/2}}.$$

Similarly, the marginal eMOM prior density associated to π_E is given by

$$\pi_E(\beta_j) = \frac{e^{\sqrt{2}}\Gamma((a_\tau + 1)/2)}{\Gamma(a_\tau/2)(\pi g_E b_\tau)^{1/2}} \frac{M(-g_E/\beta_j^2, (a+1)/2, (b + \beta_j^2/g_M)/2)}{(1 + \beta_j^2/(g_E b_\tau))^{(a_\tau+1)/2}},$$

where $M(t, c, d)$ is the moment generating function of an $\text{IG}(a, b)$ distribution evaluated at t . Let $t(\beta_j; \nu)$ be the density of a t distribution with ν degrees of freedom. If $a_\tau = b_\tau$ then $\lim_{\beta_j \rightarrow \infty} \pi_M(\beta_j)/t(\beta_j; a_\tau) = C$ where C is a constant not depending on β_j , i.e. $\pi_M(\beta_j)$ has the same tail thickness as $t(\beta_j; a_\tau)$. Similarly for $\pi_E(\beta_j)$ note that $\exp\{-g_E/\beta_j^2\} \leq 1$, then the Dominated Converge Theorem implies that $\lim_{\beta_j \rightarrow \infty} M() = 1$ and hence $\lim_{\beta_j \rightarrow \infty} \pi_E(\beta_j)/t(\beta_j; a_\tau) = D$ where D is a constant.

To evaluate the cumulative distribution functions associated to $\pi_M(\beta_j)$ and $\pi_E(\beta_j)$ we used the quadrature-based numerical integration implemented in functions `pmomigmarg` and `pemomigmarg` from R package `mombf`.

8.2 Gradient and Hessian of the priors on (α, κ, τ)

The gradient of the logarithm of $\pi_1(\alpha_\gamma, \kappa_\gamma, \tau)$ is

$$\begin{aligned} \nabla_\alpha \log \pi_1(\alpha_\gamma, \kappa_\gamma, \tau) &= \frac{2}{\alpha_\gamma} - \frac{\alpha_\gamma}{g_M}, \\ \nabla_{\kappa_j} \log \pi_1(\alpha_\gamma, \kappa_\gamma, \tau) &= -\frac{1}{g_S n} S_j^\top S_j \kappa_\gamma, \\ \nabla_\tau \log \pi_1(\alpha_\gamma, \kappa_\gamma, \tau) &= \frac{a_\tau - 1}{\tau} - b_\tau \tau. \end{aligned}$$

where $1/\alpha_\gamma$ denotes inverse of each entry of this vector. Regarding $\pi_2(\alpha_\gamma, \kappa_\gamma, \tau)$ we obtain

$$\begin{aligned} \nabla_\alpha \log \pi_2(\alpha_\gamma, \kappa_\gamma, \tau) &= \frac{2g_E}{\alpha_\gamma^3} - \frac{\alpha_\gamma}{g_E}, \\ \nabla_{\kappa_j} \log \pi_2(\alpha_\gamma, \kappa_\gamma, \tau) &= -\frac{1}{g_S n} S_j^\top S_j \kappa_\gamma, \\ \nabla_\tau \log \pi_2(\alpha_\gamma, \kappa_\gamma, \tau) &= \frac{a_\tau - 1}{\tau} - b_\tau \tau. \end{aligned}$$

[h!]

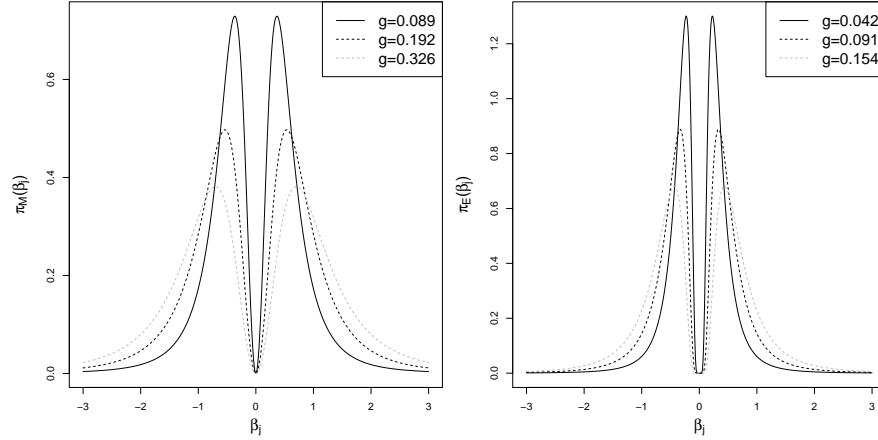


Figure 3: Marginal pMOMZ prior $\pi_M(\beta_j)$ for $g_M = 0.089, 0.192, 0.326$ (left) and peMOMZ prior $\pi_E(\beta_j)$ for $g_E = 0.042, 0.091, 0.154$. For both $a_\tau = b_\tau = 3$.

The Hessian of $\log \pi_1$ is

$$\begin{aligned}\nabla_\alpha^2 \log \pi_1(\alpha_\gamma, \kappa_\gamma, \tau) &= \text{diag} \left\{ -\frac{2}{\alpha_\gamma^2} - \frac{1}{g_M} \right\}, \\ \nabla_{\kappa_j}^2 \log \pi_1(\alpha_\gamma, \kappa_\gamma, \tau) &= -\frac{1}{g_S n} S_j^\top S_j, \\ \nabla_\tau^2 \log \pi_1(\alpha_\gamma, \tau) &= -\frac{a_\tau - 1}{\tau^2} - b_\tau,\end{aligned}$$

The Hessian of $\log \pi_2$ is:

$$\begin{aligned}\nabla_\alpha^2 \log \pi_2(\alpha_\gamma, \kappa_\gamma, \tau) &= \text{diag} \left\{ -\frac{6g_E}{\alpha_\gamma^4} - \frac{1}{g_E} \right\}, \\ \nabla_{\kappa_j}^2 \log \pi_2(\alpha_\gamma, \kappa_\gamma, \tau) &= -\frac{1}{g_S n} S_j^\top S_j, \\ \nabla_\tau^2 \log \pi_2(\alpha_\gamma, \kappa_\gamma, \tau) &= -\frac{a_\tau - 1}{\tau^2} - b_\tau,\end{aligned}$$

Further all other elements in the hessian are zero. That is, for $l = 1, 2$ we have $\nabla_\kappa \nabla_\alpha \log \pi_l(\alpha_\gamma, \kappa, \tau) = \nabla_\tau \nabla_\alpha \log \pi_l(\alpha_\gamma, \kappa, \tau) = \nabla_\tau \nabla_\kappa \log \pi_l(\alpha_\gamma, \kappa, \tau) = 0$.

8.3 Gradient and Hessian of the log-likelihood and priors

The gradient of (2.2) is $g(\alpha, \kappa, \tau) =$

$$\begin{pmatrix} \nabla_{(\alpha, \kappa)} \ell(\alpha, \kappa, \tau) \\ \nabla_\tau \ell(\alpha, \kappa, \tau) \end{pmatrix} = \begin{pmatrix} \sum_{u_i=1} \begin{pmatrix} x_i \\ s_i \end{pmatrix} (\tau y_i - x_i^\top \alpha - s_i^\top \kappa) + \sum_{u_i=0} \begin{pmatrix} x_i \\ s_i \end{pmatrix} r(x_i^\top \alpha + s_i^\top \kappa - \tau y_i) \\ \frac{n_o}{\tau} - \sum_{u_i=1} y_i (\tau y_i - x_i^\top \alpha - s_i^\top \kappa) - \sum_{u_i=0} y_i r(x_i^\top \alpha + s_i^\top \kappa - \tau y_i) \end{pmatrix}, \quad (8.1)$$

Let $r(t) = \phi(t)/\Phi(t)$ be the Normal inverse Mills ratio, the Hessian of (2.2) is $H(\alpha, \kappa, \tau) =$

$$\begin{aligned}\nabla_{(\alpha, \kappa)}^2 \ell(\alpha, \kappa, \tau) &= -\sum_{u_i=1} \begin{pmatrix} x_i \\ s_i \end{pmatrix} \begin{pmatrix} x_i \\ s_i \end{pmatrix}^\top - \sum_{u_i=0} \begin{pmatrix} x_i \\ s_i \end{pmatrix} \begin{pmatrix} x_i \\ s_i \end{pmatrix}^\top D(\tau y_i - x_i^\top \alpha - s_i^\top \kappa), \\ \nabla_\tau \nabla_{(\alpha, \kappa)} \ell(\alpha, \kappa, \tau) &= \sum_{u_i=1} \begin{pmatrix} x_i \\ s_i \end{pmatrix} y_i + \sum_{u_i=0} \begin{pmatrix} x_i \\ s_i \end{pmatrix} y_i D(\tau y_i - x_i^\top \alpha - s_i^\top \kappa), \\ \nabla_\tau^2 \ell(\alpha, \kappa, \tau) &= -\frac{n_o}{\tau^2} - \sum_{u_i=1} y_i^2 - \sum_{u_i=0} y_i^2 D(\tau y_i - x_i^\top \alpha - s_i^\top \kappa).\end{aligned}$$

where $D(z) = r(-z)^2 - zr(-z) \in (0, 1)$ can be interpreted as the proportion of information provided by an observation that was censored z standard deviations after the mean survival. In fact, as $D(z)$ is an increasing function of z , this implies that increasing z , *e.g.* by increasing follow-up, increases the Hessian's curvature and therefore inferential precision. This gain is largest when $z \in (-2, 1)$ and gradually plateaus afterwards. Observations with small z provide essentially no information and, since the Bayes factor rate to detect signal is exponential in the number of complete observations [Dawid, 1999], censoring causes an exponential drop in power. This intuition is made precise in Section 3.2.

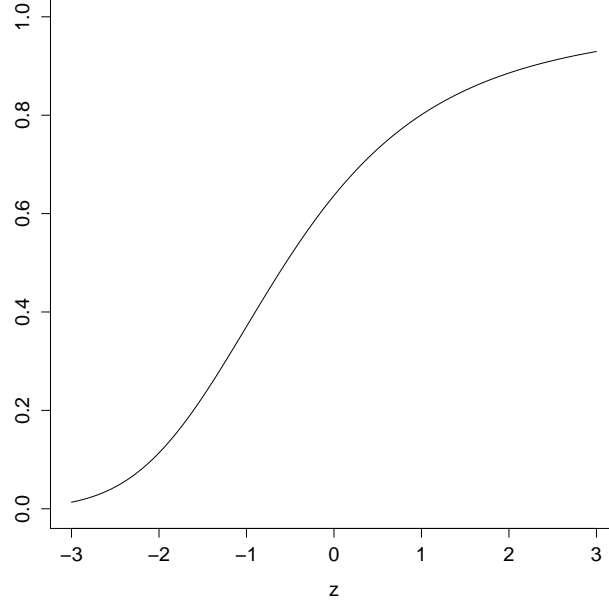


Figure 4: Proportion of information $D(z)$ when censoring z standard deviations after the mean survival.

When computing Laplace approximations it is recommendable that the parameter space is unbounded, to this end we re-parameterize $\rho = \log(\tau)$. The log-likelihood, its gradient and hessian with respect to (α, κ) are as given in (2.2) simply replacing τ by e^ρ . Its first and second derivatives with respect to ρ are

$$\begin{aligned} \nabla_\rho \ell(\alpha, \kappa, \rho) &= n_0 - e^\rho \sum_{u_i=1} y_i (e^\rho y_i - x_i^\top \alpha - s_i^\top \kappa) - e^\rho \sum_{u_i=0} y_i r(x_i^\top \alpha + s_i^\top \kappa - e^\rho y_i) \\ \nabla_\rho \nabla_{(\alpha, \kappa)} \ell(\alpha, \kappa, \rho) &= e^\rho \sum_{u_i=1} \begin{pmatrix} x_i \\ s_i \end{pmatrix} y_i + e^\rho \sum_{u_i=0} \begin{pmatrix} x_i \\ s_i \end{pmatrix} y_i D(e^\rho y_i - x_i^\top \alpha - s_i^\top \kappa) \\ \nabla_\rho^2 \ell(\alpha, \kappa, \rho) &= \nabla_\rho \ell(\alpha, \kappa, \rho) - n_0 - e^{2\rho} \left[\sum_{u_i=1} y_i^2 + \sum_{u_i=0} y_i^2 D(e^\rho y_i - x_i^\top \alpha - s_i^\top \kappa) \right] \end{aligned}$$

The priors on (α, κ, ρ) implied by π_M and π_E are

$$\begin{aligned} \tilde{\pi}_1(\alpha_\gamma, \kappa_\gamma, \rho) &= \prod_{\gamma_j \geq 1} \frac{\alpha_j^2}{g_M} N(\alpha_j; 0, g_M) \prod_{\gamma_j=2} N(\kappa_j; 0, g_S n(S_j^\top S_j)^{-1}) \\ &\times \text{IG}(e^{-2\rho}; a_\tau/2, b_\tau/2) 2e^{-2\rho}. \\ \tilde{\pi}_2(\alpha_\gamma, \kappa_\gamma, \rho) &= \prod_{\gamma_j \geq 1} e^{\sqrt{2}-g_E/\alpha_j^2} N(\alpha_j; 0, g_E) \prod_{\gamma_j=2} N(\kappa_j; 0, g_S n(S_j^\top S_j)^{-1}) \\ &\times \text{IG}(e^{-2\rho}; a_\tau/2, b_\tau/2) 2e^{-2\rho}. \end{aligned}$$

The gradients of $\log \tilde{\pi}_1$ and $\log \tilde{\pi}_2$ with respect to $(\alpha_\gamma, \kappa_\gamma)$ are the same expressions given for $\log \pi_1$ and $\log \pi_2$ above. The gradient and hessian with respect to ρ are

$$\begin{aligned}\nabla_\rho \log \tilde{\pi}_l(\alpha_\gamma, \kappa_\gamma, \rho) &= a_\tau - b_\tau e^{2\rho} \\ \nabla_\rho^2 \log \tilde{\pi}_l(\alpha_\gamma, \kappa_\gamma, \rho) &= -2b_\tau e^{2\rho}\end{aligned}$$

for $l = 1, 2$, and clearly $\nabla_\rho \nabla_\alpha = \nabla_\rho \nabla_\kappa = 0$.

9 Prior elicitation

We discuss a range of default prior parameter values (g_L, g_M, g_E, g_S) that we view as reasonable for most applications. We focus on AFT models where the relevance of a covariate is based on median survival, but the discussion applies to Cox models where one measures relevance via log-hazard ratios. Basic considerations give a fairly narrow range of (g_L, g_M, g_E, g_S) that we deem reasonable in applications. Without loss of generality assume that continuous covariates have zero mean and unit variance. Then, e^{β_j} is the increase in median survival for a unit standard deviation increase in x_j (for continuous covariates) or between two categories of a discrete covariate. Suppose that a small change in survival time, say $< 15\%$ (i.e. $e^{|\beta_j|} < 1.15$), is practically irrelevant. We set non-local prior dispersions (g_M, g_E) that assign low prior probability to this range, specifically

$$P(|\beta_j| > \log(t)) = 0.99, \quad (9.1)$$

where t is a user-defined practical significance threshold. We consider $t = 1.1, 1.15, 1.2$ on the grounds that smaller effects are rarely viewed as relevant. The probability in (9.1) is under the marginal priors $\pi_M(\beta_j)$, $\pi_E(\beta_j)$ and $\pi_L(\beta_j)$, which depend on g_M, g_E, g_L and on (a_τ, b_τ) (Supplementary Material, Section 8.1). By default we set $a_\tau = b_\tau = 3$ so that the marginal prior variance is finite. Then, for $t = 1.1, 1.15, 1.2$ one obtains $g_M = 0.089, 0.192, 0.326$ and $g_E = 0.042, 0.091, 0.154$ respectively, see Figure 3, our recommended defaults being $g_M = 0.192$ and $g_E = 0.091$. Regarding π_L , we adopt the classical unit information prior default $g_L = 1$ [Schwarz, 1978].

In probit regression relevance is measured by a covariate's effect on the success probability, which leads to different defaults. Suppose that covariates that alter such probability by less than 0.05 are practically irrelevant, then one obtains $g_M = 0.139$ and $g_E = 0.048$ [Rossell et al., 2013]. As our main focus is survival, for details we refer the reader to Rossell et al. [2013].

Finally, consider g_S , the prior dispersion for non-linear effects. Mimicking the unit information prior would lead to $g_S = 1$ but we view this choice as inappropriate, since it implies the belief that the predictive power of each covariate grows unboundedly with the basis dimension r . To see this, consider $\omega = \delta_j^\top S_j^\top S_j^\top \delta_j / (n\sigma^2)$, the ratio of the variance explained by S_j relative to the error variance. The marginal prior on ω/g_S induced by π_L, π_M and π_E is a chi-squared distribution with r degrees of freedom, implying that $\mathbb{E}(\omega) = g_S r$. By default we set $g_S = 1/r$, so that $\mathbb{E}(\omega) = 1$ and in particular stays bounded as a function of (n, r) .

10 Within-model computations

We calculate marginal likelihoods via Laplace approximations, see Kass et al. [1990] for classical results on their asymptotic validity and Rossell and Telesca [2017] for a recent discussion in a Bayesian model selection setting. That is, we approximate the numerator in (2.5) via

$$\hat{p}(y | \gamma) = \exp\{\ell(\tilde{\eta}_\gamma) + \log \pi(\tilde{\eta}_\gamma)\} \frac{(2\pi)^{d_\gamma/2}}{|H(\tilde{\eta}_\gamma) + \nabla^2 \log \pi(\tilde{\eta}_\gamma)|^{1/2}}, \quad (10.1)$$

where $\tilde{\eta} = \arg \max_{\eta_\gamma} \ell(\eta_\gamma) + \log \pi(\eta_\gamma)$ is the maximum a posteriori under prior $\pi(\eta_\gamma)$. The expressions for the log-likelihood and log-prior Hessians H and $\nabla^2 \log \pi$ are in Sections 2.1 and 8.3 (respectively). Standard optimization can be employed to obtain $\tilde{\eta}_\gamma$, *e.g.* Newton’s algorithm [Therneau and Grambsch, 2000]. Newton’s algorithm is very efficient when the number of parameters d_γ is small, but requires matrix inversions that do not scale well to larger d_γ . In contrast the Coordinate Descent Algorithm (CDA) typically requires more iterations but, since its per-iteration cost is linear in d_γ , requires a lesser total computation time for large d_γ [Simon et al., 2011, Breheny and Huang, 2011]. For this reason we developed both a Newton algorithm and a CDA (Section 12), and use the former for small models ($d_\gamma \leq 15$) and CDA for larger models.

Finally, we discuss initializing the optimization algorithm and computing $\log \Phi$ and Mill’s ratio featuring in the log-likelihood and its derivatives. Addressing these issues can significantly increase speed, *e.g.* for the TGFB data in Section 5.3 with $d_\gamma = 868$ they reduced the cost of 1,000 Gibbs iterations from >4 hours to 38 seconds. These times are under a single-core desktop running Ubuntu 18.04, Intel i7 3.40GHz processor and 32Gb RAM. Let $\gamma^{(b)}$ be the model visited at iteration b of some model search algorithm. We consider two possible initial values $\hat{\eta}_\gamma^{(0)}$ for the optimization algorithm under a new model γ : the value $\hat{\eta}_0$ maximizing a quadratic expansion of the log-posterior at $(\alpha, \kappa, \tau) = 0$, and the optimal value in the previously visited model $\hat{\eta}_{\gamma^{(b-1)}}$. If the log-posterior at $\hat{\eta}_0$ is larger than when evaluated at $\hat{\eta}_{\gamma^{(b-1)}}$, we set $\hat{\eta}_\gamma^{(0)} = \hat{\eta}_0$, else we set $\hat{\eta}_\gamma^{(0)} = \hat{\eta}_{\gamma^{(b-1)}}$. Since γ and $\gamma^{(b)}$ differ by $\leq r$ variables, the optimization algorithm typically converges in a few iterations.

11 Approximation to the Normal log distribution function and derivatives

After comparing several approximations we found that one may combine the Taylor series and asymptotic expansions in Abramowitz and Stegun [1965] (page 932, Expressions 26.2.16 and 26.2.12) for $\Phi(z)$ with an optimized Laplace continued fraction in Lee [1992] (Expression (5.3)) for $r(z)$ as $z \rightarrow -\infty$. Specifically this results in approximating $\Phi(z)$ with

$$\hat{\Phi}(z) = \begin{cases} \phi(z)(-1/z + 1/z^3 - 3/z^5)^{-1} & \text{if } z \leq -3.4470887 \\ Q(z) & \text{if } z \in (-3.4470887, 0] \\ 1 - Q(z) & \text{if } z \in (0, 3.4470887] \\ 1 - \phi(z)(1/z - 1/z^3 + 3/z^5)^{-1} & \text{if } z > 3.4470887 \end{cases} \quad (11.1)$$

where $Q(z) = \phi(z)(a_1 t + a_2 t^2 + a_3 t^3)^{-1}$, $a_1 = 0.4361836$, $a_2 = -0.1201676$, $a_3 = 0.9372980$ and $t = (1 + \text{sign}(z)0.33267z)^{-1}$. We approximate $r(z)$ with the continued fraction

$$\hat{r}(z) = -z + \frac{1}{-z + \frac{2}{-z + \frac{3}{-z + \frac{4}{-z + \frac{5}{-z + \frac{11.5}{-z + 4.890096}}}}} \quad (11.2)$$

if $z \leq -1.756506$ and by $\hat{r}(z) = \phi(z)/\Phi(z)$ if $z > -1.756506$. The cutoffs defining the pieces in $\hat{\Phi}(z)$ and $\hat{r}(z)$ were set such that both functions are continuous. $\hat{r}(z)$ has maximum absolute and relative errors < 0.000185 and < 0.000102 respectively, and for $\hat{D}(z) = \hat{r}(-z)^2 - z\hat{r}(-z)$ they are < 0.000424 and < 0.000505 .

12 Coordinate Descent Algorithm

In order to calculate the MLE and MAP, we propose the following Coordinate Descent algorithm, which is formulated for a generic function $f : \mathbb{R}^p \times \mathbb{R}_+ \rightarrow \mathbb{R}$, which can be either the log-likelihood or the log-posterior.

The stopping criterion is either reaching the maximum number of iterations M or (hopefully) converging earlier than that. In practice, this is diagnosed by the increase in the log-likelihood (log-posterior) being smaller than c , for some small c (say $c = 0.01$). This can save massive time, and is a way to diagnose convergence (in contrast to stopping after M iterations, when one may still not have converged).

Algorithm 2 Coordinate Descent Algorithm

1: Select the initial points $\eta^{(0)} = (\alpha^{(0)}, \tau^{(0)})$, and the number of iterations M .

2: For $j = 1, \dots, p$

S1. Define

$$\tilde{f}(a) = f(\alpha_1^{(0)}, \dots, \alpha_{j-1}^{(0)}, a, \alpha_{j+1}^{(0)}, \dots, \alpha_p^{(0)}, \tau^{(0)}).$$

S2. Define $a_{new} = \alpha_j^{(0)} - \tilde{f}'(\alpha_j^{(0)})/\tilde{f}''(\alpha_j^{(0)})$.

S3. If $\tilde{f}(a_{new}) > \tilde{f}(\alpha_j^{(0)})$ then update $\alpha_j^{(1)} = a_{new}$.

S4. If $\tilde{f}(a_{new}) \leq \tilde{f}(\alpha_j^{(0)})$ reduce the step size $a_{new} = \alpha_j^{(0)} - c(\tilde{f}'(\alpha_j^{(0)})/\tilde{f}''(\alpha_j^{(0)}))$, for some $c \in (0, 1)$, until $\tilde{f}(a_{new}) > \tilde{f}(\alpha_j^{(0)})$, and update $\alpha_j^{(1)} = a_{new}$.

3: Define

$$\tilde{f}(t) = f(\alpha^{(1)}, t).$$

T1. Define $\tau_{new} = \tau^{(0)} - \tilde{f}'(\tau^{(0)})/\tilde{f}''(\tau^{(0)})$.

T2. If $\tilde{f}(\tau_{new}) > \tilde{f}(\tau^{(0)})$ then update $\tau^{(1)} = \tau_{new}$.

T3. If $\tilde{f}(\tau_{new}) \leq \tilde{f}(\tau^{(0)})$ reduce the step size $\tau_{new} = \tau^{(0)} - c(\tilde{f}'(\tau^{(0)})/\tilde{f}''(\tau^{(0)}))$, for some $c \in (0, 1)$, until $\tilde{f}(\tau_{new}) > \tilde{f}(\tau^{(0)})$, and update $\tau^{(1)} = \tau_{new}$.

4: If $m = M$ or $f(\alpha^{(m)}, \tau^{(m)}) - f(\alpha^{(m-1)}, \tau^{(m-1)}) < c$, then stop. Otherwise set $m = m + 1$ and go back to 2.

13 Proofs of Asymptotic results

We shall assume the following conditions.

- A1.** The parameter space is $\Gamma_\gamma = \mathbb{R}^{p_\gamma + r s_\gamma} \times \mathbb{R}^+$.
- A2.** There is some \tilde{n} such that $(X_{o,\gamma}, S_{o,\gamma})^\top (X_{o,\gamma}, S_{o,\gamma})$ is strictly positive definite almost surely for all $n > \tilde{n}$.
- A3.** There exists a maximum $\eta_\gamma^* \in \Gamma_\gamma$ of $M(\eta_\gamma) = E_{F_0}[m(\eta_\gamma)]$ such that $M(\eta_\gamma^*) < \infty$, and $E_{F_0}[|m(\eta_\gamma)|] < \infty$ for all $\eta_\gamma \in \Gamma_\gamma$. Further, there exists a maximum $\hat{\eta}_\gamma \in \Gamma_\gamma$ of $M_n(\eta_\gamma)$ with probability 1, as $n \rightarrow \infty$.
- A4.** There exists a neighborhood $\mathcal{B}_{\eta_\gamma^*}$ of η_γ^* such that, for any $\eta_\gamma \in \mathcal{B}_{\eta_\gamma^*}$,

$$\mathbb{E}_{F_0} \left[\sup_{\eta_\gamma \in \mathcal{B}_{\eta_\gamma^*}} \|\nabla m(\eta_\gamma)\|^2 \right] < \infty.$$

- A5.** The entries of the second derivative matrix $\nabla^2 M(\eta_\gamma^*)$ are finite.

Briefly, A2 is a minimal condition that the design matrix for uncensored observations has full-rank, which ensures that the log-likelihood is strictly concave with respect to the regression coefficients. A3-A5 are standard in asymptotic studies. A3 assumes the existence of the maximum likelihood estimator $\hat{\eta}_\gamma$ (for large enough n) and of the maximizer η_γ^* of the expectation of the log-likelihood under F_0 , which implies that neither $\hat{\eta}_\gamma$ nor η_γ^* occur at the boundary of Γ_γ and, by concavity, both $\hat{\eta}_\gamma$ and η_γ^* are unique. That is, these maxima do not occur at an infinite value for the regression coefficients nor at the error variance being 0 or infinite. Such values correspond to degenerate cases, e.g. where one attains perfect predictions, and we exclude them from consideration. Further, the requirement that $E_{F_0}(|m(\eta_\gamma)|) < \infty$ in A3 as well as A4-A5 can be seen as conditions on the tails of the data-generating distribution F_0 of the survival and censoring process. For example, notice that the term $|\log \Phi(t)|$ in the function $m(\cdot)$ is decreasing in t , and that $|\log \Phi(t)| = \mathcal{O}(|t|^2)$ as $t \rightarrow -\infty$, hence A3 basically requires a finite squared error when predicting the censoring time c_1 with an arbitrary $(\alpha_\gamma, \kappa_\gamma)$. These conditions if survival and censoring times are bounded, as typical in applied research.

13.1 Proof of Proposition 1

The proof is based on showing that under conditions A1-A3, the assumptions in the consistency Theorem 5.7 from van der Vaart [1998] are satisfied. This requires appealing to the concavity properties of the log likelihood function discussed in the main paper.

Let $M_n(\eta_\gamma) = n^{-1} \ell(\eta_\gamma)$ be the average log-likelihood evaluated at η_γ . The assumptions that data are generated *i.i.d.* from F_0 and that $\mathbb{E}_{F_0}[|m(\eta_\gamma)|] < \infty$ imply that, by law of large numbers, $M_n(\eta_\gamma) \xrightarrow{P} M(\eta_\gamma)$ for each $\eta_\gamma \in \Gamma_\gamma$, where $M(\eta_\gamma) =$

$$\begin{aligned} & P_{F_0}(u_1 = 1) \mathbb{E}_{F_0} \left[\log(\tau) - \frac{1}{2} \log(2\pi) - \frac{1}{2} (\tau \log(o_1) - x_1^\top \alpha_\gamma - s_1^\top \kappa_\gamma)^2 \mid u_1 = 1 \right] \\ & + P_{F_0}(u_1 = 0) \mathbb{E}_{F_0} [\log \Phi(x_1^\top \alpha_\gamma + s_1^\top \kappa_\gamma - \tau \log(c_1)) \mid u_1 = 0] \end{aligned} \quad (13.1)$$

is the expectation of $M_n(\eta_\gamma)$ under the data-generating F_0 .

The aim is to first show that $M_n(\eta_\gamma)$ converges to its expected value $M(\eta_\gamma)$ uniformly in η_γ , and then show that this implies that $\hat{\eta}_\gamma \xrightarrow{P} \eta_\gamma^*$, where recall that $\hat{\eta}_\gamma$ is the maximum of $M_n(\eta_\gamma)$ and η_γ^* that of $M(\eta_\gamma)$. To see that $M_n(\eta_\gamma)$ converges to $M(\eta_\gamma)$, uniformly in η_γ , we note that under Conditions A1-A2 and by the results in Burridge [1981], $M_n(\eta_\gamma)$ is a sequence of concave functions in η_γ . Then, recalling that Γ_γ is an open convex set by assumption, the convexity lemma in Pollard [1991] gives that

$$\sup_{\eta_\gamma \in K} |M_n(\eta_\gamma) - M(\eta_\gamma)| \xrightarrow{P} 0, \quad (13.2)$$

for each compact set $K \subseteq \Gamma_\gamma$, and that $M(\eta_\gamma)$ is concave in Γ_γ .

Assumption A3 on the existence of the maxima η_γ^* and $\hat{\eta}_\gamma$ implies that neither occurs on the boundary of Γ_γ , hence $\eta_\gamma^* \in K$ and $\hat{\eta}_\gamma \in K$ (with probability 1, as n grows) for some compact set $K \subseteq \Gamma_\gamma$ and, by concavity, η_γ^* and $\hat{\eta}_\gamma$ are unique. That is, for a distance measure $d(\cdot)$ and every $\varepsilon > 0$ we have

$$\sup_{d(\eta_\gamma^*, \eta_\gamma) \geq \varepsilon} M(\eta_\gamma) < M(\eta_\gamma^*). \quad (13.3)$$

The consistency result $\hat{\eta}_\gamma \xrightarrow{P} \eta_\gamma^*$ follows directly from (13.2) and (13.3) together with Theorem 5.7 from van der Vaart [1998].

13.2 Proof of Proposition 2

The proof is based on applying Theorem 5.23 in van der Vaart [1998]. The conditions in that theorem require MLE consistency, which we already proved in Proposition 1, showing that the expected log-likelihood under F_0 has a non-singular hessian at the unique maximizer η_γ^* , and that log-likelihood increments in a neighbourhood of η_γ^* have finite expectation under F_0 .

To see the latter define,

$$\begin{aligned} m_{\eta_\gamma}(y_1, x_1, s_1) \equiv m(\eta_\gamma) &= u_1 \left[\log(\tau) - \frac{1}{2} \log(2\pi) - \frac{1}{2} (\tau \log(o_1) - x_1^\top \alpha_\gamma - s_1^\top \kappa_\gamma)^2 \right] \\ &+ (1 - u_1) \left[\log \Phi(x_1^\top \alpha_\gamma + s_1^\top \kappa_\gamma - \tau \log(c_1)) \right], \end{aligned}$$

let $\mathcal{B}_{\eta_\gamma^*} \subset \Gamma_\gamma$ be a neighbourhood of η_γ^* and consider $\eta_1, \eta_2 \in \mathcal{B}_{\eta_\gamma^*}$. We need to show that $|m_{\eta_1}(y_1, x_1, s_1) - m_{\eta_2}(y_1, x_1, s_1)|$ has finite expectation under F_0 . Using the mean value theorem and the Cauchy-Schwarz inequality it follows that, with probability 1,

$$\begin{aligned} |m_{\eta_1}(y_1, x_1, s_1) - m_{\eta_2}(y_1, x_1, s_1)| &= |\nabla m_{\eta_c}(y_1, x_1, s_1)^\top (\eta_1 - \eta_2)| \\ &\leq \|\nabla m_{\eta_c}(y_1, x_1, s_1)\| \cdot \|\eta_1 - \eta_2\| \leq K(y_1, x_1, s_1) \cdot \|\eta_1 - \eta_2\|, \end{aligned}$$

where $\nabla m_{\eta_c}(y_1, x_1, s_1)$ is the gradient of $m_{\eta_c}(y_1, x_1, s_1)$, $\eta_c = (1 - c)\eta_1 + c\eta_2$ for some $c \in (0, 1)$ and $K(y_1, x_1, s_1) = \sup_{\mathcal{B}_{\eta_\gamma^*}} \|\nabla m_{\eta_c}(y_1, x_1, s_1)\|$. From assumption A4 it follows that,

$$\int K(y_1, x_1, s_1)^2 dF_0(o_1, z_1, c_1) < \infty,$$

where $z_1 = (x_1^\top, s_1^\top)^\top$.

We now show that the Hessian of the expected log-likelihood $M(\eta_\gamma)$ in (13.1) is non-singular at η_γ^* . For ease of notation let $\rho = P_{F_0}(u_1 = 1)$. Then

$$\begin{aligned} M(\eta_\gamma) &= \rho \log(\tau) - \frac{\rho}{2} \log(2\pi) - \frac{\rho}{2} \int (\tau \log(o_1) - x_1^\top \alpha_\gamma - s_1^\top \kappa_\gamma)^2 dF_0(o_1, z_1 \mid u_1 = 1) \\ &+ (1 - \rho) \int \log \Phi(x_1^\top \alpha_\gamma + s_1^\top \kappa_\gamma - \tau \log(c_1)) dF_0(c_1, z_1 \mid u_1 = 0). \end{aligned}$$

To obtain the gradient of $M(\eta_\gamma)$, note that under Conditions A3-A4 we can apply Leibniz's integral rule to differentiate under the integral sign, and hence

$$\begin{aligned} \nabla_{(\alpha_\gamma, \kappa_\gamma)} M(\eta_\gamma) &= \rho \int (\tau \log(o_1) - x_1^\top \alpha_\gamma - s_1^\top \kappa_\gamma) \begin{pmatrix} x_1 \\ s_1 \end{pmatrix} dF_0(o_1, z_1 \mid u_1 = 1) \\ &+ (1 - \rho) \int r(x_1^\top \alpha_\gamma + s_1^\top \kappa_\gamma - \tau \log(c_1)) \begin{pmatrix} x_1 \\ s_1 \end{pmatrix} dF_0(c_1, z_1 \mid u_1 = 0), \\ \nabla_\tau M(\eta_\gamma) &= \frac{\rho}{\tau} - \rho \int (\tau \log(o_1) - x_1^\top \alpha_\gamma - s_1^\top \kappa_\gamma) \log(o_1) dF_0(o_1, z_1 \mid u_1 = 1) \\ &- (1 - \rho) \int r(x_1^\top \alpha_\gamma + s_1^\top \kappa_\gamma - \tau \log(c_1)) \log(c_1) dF_0(c_1, z_1 \mid u_1 = 0), \end{aligned}$$

Similarly, the entries of the Hessian matrix are

$$\begin{aligned}
\nabla_{(\alpha_\gamma, \kappa_\gamma)}^2 M(\eta_\gamma) &= -\rho \int \begin{pmatrix} x_1 \\ s_1 \end{pmatrix} \begin{pmatrix} x_1 \\ s_1 \end{pmatrix}^\top dF_0(z_1 \mid u_1 = 1) \\
&\quad + (1 - \rho) \int D(\tau \log(c_1) - x_1^\top \alpha_\gamma - s_1^\top \kappa_\gamma) \begin{pmatrix} x_1 \\ s_1 \end{pmatrix} \begin{pmatrix} x_1 \\ s_1 \end{pmatrix}^\top dF_0(c_1, z_1 \mid u_1 = 0), \\
\nabla_\tau \nabla_{(\alpha_\gamma, \kappa_\gamma)} M(\eta_\gamma) &= \rho \int \log(o_1) \begin{pmatrix} x_1 \\ s_1 \end{pmatrix} dF_0(o_1, z_1 \mid u_1 = 1) \\
&\quad + (1 - \rho) \int D(\tau \log(c_1) - x_1^\top \alpha_\gamma - s_1^\top \kappa_\gamma) \log(c_1) \begin{pmatrix} x_1 \\ s_1 \end{pmatrix} dF_0(c_1, z_1 \mid u_1 = 0), \\
\nabla_\tau^2 M(\eta_\gamma) &= -\frac{\rho}{\tau^2} - \rho \int \log(o_1)^2 dF_0(o_1 \mid z_1, u_1 = 1) dF_0(z_1 \mid u_1 = 1) \\
&\quad - (1 - \rho) \int D(\tau \log(c_1) - x_1^\top \alpha_\gamma - s_1^\top \kappa_\gamma) \log(c_1)^2 dF_0(c_1, z_1 \mid u_1 = 0).
\end{aligned}$$

The finiteness of $M(\eta_\gamma)$, as well as the finiteness of the entries of its gradient and Hessian matrix follows by Conditions A3-A5. From Proposition 1, we have that $M(\eta_\gamma)$ is concave and, consequently, the Hessian

$$V_{\eta_\gamma} = \begin{pmatrix} \nabla_{(\alpha_\gamma, \kappa_\gamma)}^2 M(\eta_\gamma) & \nabla_\tau \nabla_{(\alpha_\gamma, \kappa_\gamma)} M(\eta_\gamma) \\ \nabla_\tau \nabla_{(\alpha_\gamma, \kappa_\gamma)} M(\eta_\gamma) & \nabla_\tau^2 M(\eta_\gamma) \end{pmatrix},$$

is non-singular at η_γ^* . Thus, the asymptotic normality follows by Theorem 5.23 from van der Vaart [1998] together with the consistency results in Proposition 1.

13.3 Proof of Proposition 3

We aim to characterize the asymptotic behaviour of Laplace-approximated Bayes factors

$$\begin{aligned}
B_{\gamma\gamma^*} &= \frac{\hat{p}(y \mid \gamma)}{\hat{p}(y \mid \gamma^*)} = (2\pi)^{\frac{d_\gamma - d_{\gamma^*}}{2}} e^{T_1 T_2 T_3} \\
T_1 &= \ell(\tilde{\eta}_\gamma) - \ell(\tilde{\eta}_{\gamma^*}) \\
T_2 &= \frac{\pi(\tilde{\eta}_\gamma \mid \gamma)}{\pi(\tilde{\eta}_{\gamma^*} \mid \gamma^*)} \\
T_3 &= \frac{|H(\tilde{\eta}_{\gamma^*}) + \nabla^2 \log \pi(\tilde{\eta}_{\gamma^*})|^{\frac{1}{2}}}{|H(\tilde{\eta}_\gamma) + \nabla^2 \log \pi(\tilde{\eta}_\gamma)|^{\frac{1}{2}}}, \tag{13.4}
\end{aligned}$$

where $y_i = \min\{o_i, c_i\}$ and the data-generating truth $(o_i, c_i, z_i) \sim F_0$ satisfies A2-A4. $H(\tilde{\eta}_{\gamma^*})$ and $H(\tilde{\eta}_\gamma)$ denote the log-likelihood Hessians under models γ^* and γ (respectively), evaluated at the posterior modes $\tilde{\eta}_{\gamma^*}$ and $\tilde{\eta}_\gamma$.

The proof strategy is to characterize each term in (13.4) individually, then combine the results. First, $(2\pi)^{(d_\gamma - d_{\gamma^*})/2}$ is a constant since d_γ and d_{γ^*} are fixed by assumption. Now, note that

$$T_3 = n^{\frac{d_{\gamma^*} - d_\gamma}{2}} \frac{|n^{-1} [H(\tilde{\eta}_{\gamma^*}) + \nabla^2 \log \pi(\tilde{\eta}_{\gamma^*})]|^{\frac{1}{2}}}{|n^{-1} [H(\tilde{\eta}_\gamma) + \nabla^2 \log \pi(\tilde{\eta}_\gamma)]|^{\frac{1}{2}}}.$$

By Proposition 1 together with Proposition 2(i) from Rossell and Telesca [2017], we have that the posterior modes $\tilde{\eta}_\gamma \xrightarrow{P} \eta_\gamma^*$ and $\tilde{\eta}_{\gamma^*} \xrightarrow{P} \eta_{\gamma^*}^*$ under the block-Zellner prior π_L , the MOM-Zellner prior π_M and also under the eMOM-Zellner prior π_E . Then, appealing to the continuous mapping theorem and the asymptotic Hessians $H(\eta_\gamma^*)$ and $H(\eta_{\gamma^*}^*)$ being negative definite (Proposition 2 and convexity lemma),

$$\frac{|n^{-1} [H(\tilde{\eta}_{\gamma^*}) + \nabla^2 \log \pi(\tilde{\eta}_{\gamma^*})]|^{\frac{1}{2}}}{|n^{-1} [H(\tilde{\eta}_\gamma) + \nabla^2 \log \pi(\tilde{\eta}_\gamma)]|^{\frac{1}{2}}} \xrightarrow{P} \frac{|H(\eta_{\gamma^*}^*)|^{\frac{1}{2}}}{|H(\eta_\gamma^*)|^{\frac{1}{2}}}$$

where the right-hand side is fixed, since $\eta_{\gamma^*}^*$ and η_γ^* are fixed by assumption. Therefore

$$T_3 n^{\frac{d_\gamma - d_{\gamma^*}}{2}} \xrightarrow{P} \frac{|H(\eta_{\gamma^*}^*)|^{\frac{1}{2}}}{|H(\eta_\gamma^*)|^{\frac{1}{2}}} \in (0, \infty) \tag{13.5}$$

It is worth noticing that although the asymptotic expression for the ratio of Hessian determinants is reminiscent of the case without censoring [Johnson and Rossell, 2012, Rossell and Rubio, 2018], its behavior is different as here $H(\cdot)$ is a weighted sum across uncensored and censored observations, and the latter features a discount factor driven by $D(\cdot)$ displayed in Figure 4 (see Section 13.2).

To characterize T_1 and T_2 in (13.4) we must consider separately the case where $\gamma^* \not\subset \gamma$ and the case where $\gamma^* \subset \gamma$. It is useful to note that from the continuous mapping theorem, $\pi(\tilde{\eta}_\gamma \mid \gamma) \xrightarrow{P} \pi(\eta_\gamma^* \mid \gamma)$ for any γ and any continuous prior π , hence

$$T_2 \frac{\pi(\eta_{\gamma^*}^* \mid \gamma^*)}{\pi(\eta_\gamma^* \mid \gamma)} \xrightarrow{P} 1$$

for any prior such that $\pi(\eta_\gamma^* \mid \gamma) \in (0, \infty)$, as is satisfied by π_L .

- (i) **Case $\gamma^* \subset \gamma$.** In this case, we have $M(\eta_\gamma^*) - M(\eta_{\gamma^*}^*) = 0$. The idea is to first show that $T_1 = \ell(\tilde{\eta}_\gamma) - \ell(\tilde{\eta}_{\gamma^*}) = \mathcal{O}_p(1)$ using standard theory on the likelihood ratio statistic. From Rossell and Telesca [2017] and the consistency of the maximum likelihood estimators, we get that $T_1 = \ell(\hat{\eta}_\gamma) - \ell(\hat{\eta}_{\gamma^*}) + \mathcal{O}_p(1)$. Let $U = V_{\eta_\gamma^*}$, $W_{\gamma^*} = V_{\eta_\gamma^*}^{-1} \mathbb{E}[\nabla m_{\eta_\gamma^*} \nabla m_{\eta_\gamma^*}^\top] V_{\eta_\gamma^*}^{-1}$. From Proposition 2 we have that

$$\sqrt{n}(\hat{\eta}_\gamma - \eta_\gamma^*) \xrightarrow{D} N(0, W_{\gamma^*}) \Rightarrow z \xrightarrow{D} N(0, I),$$

where $z = \sqrt{n}W_{\gamma^*}^{-1/2}(\hat{\eta}_\gamma - \eta_\gamma^*)$. Now, note that the Hessian matrix of the log-likelihood converges to a non-singular matrix by Proposition 2, and that $\sqrt{n}(\hat{\eta}_\gamma - \hat{\eta}_{\gamma^*}) = \mathcal{O}_p(1)$ (with respect to the Euclidean norm) by Propositions 1 and 2. Then, we can expand the likelihood ratio as (see Chapter 16 of van der Vaart, 1998)

$$\begin{aligned} 2[\ell(\hat{\eta}_\gamma) - \ell(\hat{\eta}_{\gamma^*})] &= n(\hat{\eta}_\gamma - \hat{\eta}_{\gamma^*})^\top U^{-1}(\hat{\eta}_\gamma - \hat{\eta}_{\gamma^*}) + \mathcal{O}_p(1) \\ &= n\hat{\eta}_{\gamma \setminus \gamma^*}^\top U_{\gamma \setminus \gamma^*}^{-1} \hat{\eta}_{\gamma \setminus \gamma^*} + \mathcal{O}_p(1) = z^\top W_{\gamma \setminus \gamma^*}^{1/2} U_{\gamma \setminus \gamma^*}^{-1} W_{\gamma \setminus \gamma^*}^{1/2} z + \mathcal{O}_p(1). \end{aligned}$$

If the model is correctly specified, then $W_{\gamma \setminus \gamma^*}^{1/2} U_{\gamma \setminus \gamma^*}^{-1} W_{\gamma \setminus \gamma^*}^{1/2} = I$, obtaining $z^\top z \xrightarrow{D} \chi_{d_\gamma - d_{\gamma^*}}^2$. If the model is misspecified, then the right-hand side converges in distribution to a linear combination of independent chi-square random variables [Baldessari, 1967] and can be upper bounded by

$$z^\top W_{\gamma \setminus \gamma^*}^{1/2} U_{\gamma \setminus \gamma^*}^{-1} W_{\gamma \setminus \gamma^*}^{1/2} z \leq \lambda \left(W_{\gamma^*}^{1/2} U_{\gamma^*}^{-1} W_{\gamma^*}^{1/2} \right) z^\top z$$

where $\lambda(\cdot)$ denotes the largest eigenvalue (and is a bounded constant under our assumptions) and $z^\top z \xrightarrow{D} \chi_{d_\gamma - d_{\gamma^*}}^2$. In summary,

$$2T_1 \leq \lambda \left(W_{\gamma^*}^{1/2} U_{\gamma^*}^{-1} W_{\gamma^*}^{1/2} \right) z^\top z \xrightarrow{D} \lambda \left(W_{\gamma^*}^{1/2} U_{\gamma^*}^{-1} W_{\gamma^*}^{1/2} \right) \chi_{d_\gamma - d_{\gamma^*}}^2 = \mathcal{O}_p(1). \quad (13.6)$$

Finally, we characterize T_2 in (13.4). The local prior density is

$$\pi_L(\alpha_\gamma, \kappa_\gamma \mid \tau^2) = \prod_{\gamma_j \geq 1} N(\alpha_j; 0, g_L n / (x_j^\top x_j)) \prod_{\gamma_j = 2} N(\kappa_j; 0, g_S n (S_j^\top S_j)^{-1}), \quad (13.7)$$

Since $\gamma^* \subset \gamma$, the optimal parameter values under γ can be written as $\eta_\gamma^* = (\eta_{\gamma^*}^*, 0)$. Hence

$$\frac{\pi_L(\eta_{\gamma^*}^*, 0 \mid \gamma)}{\pi_L(\eta_{\gamma^*}^* \mid \gamma^*)} = \prod_{j: \gamma_j > 0, \gamma_j^* = 0} \left(\frac{x_j^\top x_j}{2\pi g_L n} \right)^{1/2} \prod_{j: \gamma_j = 2, \gamma_j^* \neq 2} \left| \frac{S_j^\top S_j}{2\pi g_S n} \right|^{1/2}.$$

Since $x_j^\top x_j / n$ converges in probability to a finite and strictly positive constant and $S_j^\top S_j / n$ converges in probability to a positive-definite matrix,

$$T_2 \frac{\pi_L(\eta_{\gamma^*}^* \mid \gamma^*)}{\pi_L(\eta_{\gamma^*}^*, 0 \mid \gamma)} \xrightarrow{P} 1 \implies T_2 (g_L)^{(p_\gamma - p_{\gamma^*})/2} (g_S n)^{r(s_\gamma - s_{\gamma^*})/2} \xrightarrow{P} c \in (0, \infty) \quad (13.8)$$

Combining (13.4), (13.5), (13.6), (13.8), and recalling that $d_\gamma = p_\gamma + r s_\gamma$, we obtain

$$B_{\gamma \gamma^*} = \mathcal{O}_p \left((g_L n)^{\frac{p_{\gamma^*} - p_\gamma}{2}} (g_S n)^{\frac{r(s_{\gamma^*} - s_\gamma)}{2}} \right),$$

as we wished to prove.

A similar reasoning applies to characterize T_2 for non-local priors. Consider first the pMOMZ prior π_M . By using Rossell and Telesca [2017], Proposition 2(i), it follows that the posterior mode $\tilde{\alpha}_{\gamma j} - \hat{\alpha}_{\gamma j} = \mathcal{O}_p(1/n)$, $\tilde{\kappa}_{\gamma j} - \hat{\kappa}_{\gamma j} = \mathcal{O}_p(1/n)$. Hence for any coefficient j in $\gamma \setminus \gamma^*$ we have that $\tilde{\alpha}_{\gamma j} = \mathcal{O}_p(n^{-1/2})$ and $\tilde{\kappa}_{\gamma j} = \mathcal{O}_p(n^{-1/2})$, whereas for j in γ^* we have $\tilde{\alpha}_{\gamma j} \xrightarrow{P} \alpha_{\gamma j}^*$ and $\tilde{\kappa}_{\gamma j} \xrightarrow{P} \kappa_{\gamma j}^*$. Consequently, the ratio of prior densities is

$$T_2 = \frac{\pi_M(\tilde{\eta}_\gamma | \gamma)}{\pi_M(\tilde{\eta}_{\gamma^*} | \gamma^*)} = \frac{\pi_L(\tilde{\kappa}_\gamma | \gamma)}{\pi_L(\tilde{\kappa}_{\gamma^*} | \gamma^*)} \prod_{j \in \gamma \setminus \gamma^*} \frac{\tilde{\alpha}_{\gamma j}^2 e^{-\frac{\tilde{\alpha}_{\gamma j}^2}{2g_M}}}{g_M^{3/2} \sqrt{2\pi}} \prod_{j \in \gamma^*} \frac{\tilde{\alpha}_{\gamma j}^2 e^{-\frac{\tilde{\alpha}_{\gamma j}^2}{2g_M}}}{\tilde{\alpha}_{\gamma^* j}^2 e^{-\frac{\tilde{\alpha}_{\gamma^* j}^2}{2g_M}}},$$

where $e^{-\tilde{\alpha}_{\gamma j}^2/(2g_M)}$ and $e^{-\tilde{\alpha}_{\gamma^* j}^2/(2g_M)}$ converge in probability to finite constants $\in [1, \infty)$, for all j . Hence

$$T_2 = \left(\left[n g_M^{3/2} \right]^{(p_{\gamma^*} - p_\gamma)} [g_S]^{\frac{r(s_{\gamma^*} - s_\gamma)}{2}} \right) \times \mathcal{O}_p(1)$$

Combining this expression with (13.4), (13.5) and (13.6)

$$B_{\gamma\gamma^*} = (g_M n)^{\frac{3}{2}(p_{\gamma^*} - p_\gamma)} (g_S n)^{\frac{r(s_{\gamma^*} - s_\gamma)}{2}} \mathcal{O}_p(1),$$

as we wished to prove.

Consider now the peMOMZ prior π_E . From Proposition 2(i) in Rossell and Telesca [2017] it follows that for any coefficient j in $\gamma \setminus \gamma^*$ we have that $\tilde{\alpha}_{\gamma j} = \mathcal{O}_p(n^{-1/4})$, $\tilde{\kappa}_{\gamma j} - \hat{\kappa}_{\gamma j} = \mathcal{O}_p(n^{-1/4})$, and $e^{-g_E/\tilde{\alpha}_{\gamma j}^2} = \mathcal{O}_p(e^{-g_E \sqrt{n}})$, whereas for any j in γ^* we have $\tilde{\alpha}_{\gamma j} \xrightarrow{P} \alpha_{\gamma j}^*$ and $\tilde{\kappa}_{\gamma j} \xrightarrow{P} \kappa_{\gamma j}^*$. Consequently,

$$T_2 = \frac{\pi_L(\tilde{\kappa}_\gamma | \gamma)}{\pi_L(\tilde{\kappa}_{\gamma^*} | \gamma^*)} \prod_{j \in \gamma \setminus \gamma^*} \frac{e^{-\sqrt{2} - \frac{g_E}{\tilde{\alpha}_{\gamma j}^2}} e^{-\frac{\tilde{\alpha}_{\gamma j}^2}{2g_E}}}{\sqrt{2\pi g_E}} \prod_{j \in \gamma^*} \frac{e^{-\frac{g_E}{\tilde{\alpha}_{\gamma j}^2}} e^{-\frac{\tilde{\alpha}_{\gamma j}^2}{2g_E}}}{e^{-\frac{g_E}{\tilde{\alpha}_{\gamma^* j}^2}} e^{-\frac{\tilde{\alpha}_{\gamma^* j}^2}{2g_E}}}$$

where $e^{-\tilde{\alpha}_{\gamma j}^2/(2g_E)}$ and $e^{-\tilde{\alpha}_{\gamma^* j}^2/(2g_E)}$ converge in probability to a finite constant ≥ 1 for all j . Hence

$$\begin{aligned} T_2 &= g_E^{\frac{p_{\gamma^*} - p_\gamma}{2}} e^{g_E \sum_{j \in \gamma^*} \frac{1}{(\alpha_{\gamma^* j}^*)^2} - \frac{1}{(\alpha_{\gamma j}^*)^2}} [g_S]^{\frac{r(s_{\gamma^*} - s_\gamma)}{2}} \times \mathcal{O}_p(e^{-g_E \sqrt{n}(p_\gamma - p_{\gamma^*})}) \\ &= g_E^{\frac{p_{\gamma^*} - p_\gamma}{2}} g_S^{\frac{r(s_{\gamma^*} - s_\gamma)}{2}} \times \mathcal{O}_p(e^{-g_E \sqrt{n}(p_\gamma - p_{\gamma^*})}) \end{aligned}$$

Combining this expression with (13.4), (13.5) and (13.6) gives the desired result

$$B_{\gamma\gamma^*} = (\sqrt{g_E n} e^{g_E \sqrt{n}})^{p_{\gamma^*} - p_\gamma} (g_S n)^{\frac{r(s_{\gamma^*} - s_\gamma)}{2}} \mathcal{O}_p(1).$$

- (ii) **Case $\gamma^* \not\subset \gamma$.** By Proposition 1, the law of large numbers and uniform convergence of the log-likelihood to its expectation $M(\eta)$ it follows that

$$\frac{1}{n} T_1 \xrightarrow{P} M(\eta_\gamma^*) - M(\eta_{\gamma^*}^*) = P_{F_0}(u_1 = 1) a_1(\eta_\gamma^*, \eta_{\gamma^*}^*) + P_{F_0}(u_1 = 0) a_2(\eta_\gamma^*, \eta_{\gamma^*}^*) < 0,$$

where $a_1(\eta_\gamma^*, \eta_{\gamma^*}^*) =$

$$\mathbb{E}_{F_0|u_1=1} \left[\log \left(\frac{\tau_\gamma^*}{\tau_{\gamma^*}^*} \right) - \frac{1}{2} (\tau_\gamma^* \log(o_1) - x_1^\top \alpha_\gamma^* - s_1^\top \kappa_\gamma^*)^2 + \frac{1}{2} (\tau_{\gamma^*}^* \log(o_1) - x_1^\top \alpha_{\gamma^*}^* - s_1^\top \kappa_{\gamma^*}^*)^2 \right]$$

arises from the contribution of uncensored observations and $a_2(\eta_\gamma^*, \eta_{\gamma^*}^*) =$

$$\mathbb{E}_{F_0|u_1=0} \left\{ \log \frac{\Phi(x_1^\top \alpha_\gamma^* + s_1^\top \kappa_\gamma^* - \tau_\gamma^* \log(c_1))}{\Phi(x_1^\top \alpha_{\gamma^*}^* + s_1^\top \kappa_{\gamma^*}^* - \tau_{\gamma^*}^* \log(c_1))} \right\}$$

from censored observations. If there were no censoring, then τ_γ^* has closed-form that can be plugged into $M(\eta_\gamma^*)$ to show that $a_1(\eta_\gamma^*, \eta_{\gamma^*}^*) = \mathbb{E}_{F_0|u_1=1} [\log(\tau_\gamma^*/\tau_{\gamma^*}^*)]$, i.e. the exponential Bayes factor rate is driven by the ratio of KL-optimal error variances between γ and γ^* . The role of a_2 is interesting in that, even under censoring and model misspecification, the Bayes factor rate depends on a loss function that depends only on the KL-optimal errors $\tau_\gamma^* \log(o_1) - x_1^\top \alpha_\gamma^* - s_1^\top \kappa_\gamma^*$ and $\tau_{\gamma^*}^* \log(c_1) - x_1^\top \alpha_{\gamma^*}^* - s_1^\top \kappa_{\gamma^*}^*$.

The behaviour of T_2 is as follows. From Part (i),

$$\begin{aligned} \frac{\pi_L(\tilde{\eta}_\gamma \mid \gamma)}{\pi_L(\tilde{\eta}_{\gamma^*} \mid \gamma^*)} &= \mathcal{O}_p \left(\frac{g_L^{\frac{p_{\gamma^*} - p_\gamma}{2}}}{g_S^{\frac{r(s_{\gamma^*} - s_\gamma)}{2}}} \right), \\ \frac{\pi_M(\tilde{\eta}_\gamma \mid \gamma)}{\pi_M(\tilde{\eta}_{\gamma^*} \mid \gamma^*)} &= \mathcal{O}_p \left(\frac{g_S^{\frac{r(s_{\gamma^*} - s_\gamma)}{2}}}{g_M^{\frac{p_{\gamma^*} - p_\gamma}{2}}} \right) \times g_M^{\frac{3}{2}(p_{\gamma^*} - p_\gamma)} \frac{\prod_{j \in \gamma} \tilde{\alpha}_{\gamma j}^2}{\prod_{j \in \gamma^*} \tilde{\alpha}_{\gamma^* j}^2} \\ &= \mathcal{O}_p \left(\frac{g_S^{\frac{r(s_{\gamma^*} - s_\gamma)}{2}}}{g_M^{\frac{3(p_{\gamma^*} - p_\gamma)}{2}}} \right), \end{aligned}$$

since $\tilde{\alpha}_{\gamma j}$ converges in probability to a finite constant ≥ 0 and $\tilde{\alpha}_{\gamma^* j}$ to a strictly positive finite constant, for all j . Further,

$$\begin{aligned} \frac{\pi_E(\tilde{\eta}_\gamma \mid \gamma)}{\pi_E(\tilde{\eta}_{\gamma^*} \mid \gamma^*)} &= \mathcal{O}_p \left(\frac{g_S^{\frac{r(s_{\gamma^*} - s_\gamma)}{2}}}{g_E^{\frac{p_{\gamma^*} - p_\gamma}{2}}} \right) \exp \left\{ \sum_{j \in \gamma^*} \frac{g_E}{(\tilde{\alpha}_{\gamma^* j})^2} - \sum_{j \in \gamma} \frac{g_E}{(\tilde{\alpha}_{\gamma j})^2} \right\} \\ &= \mathcal{O}_p \left(\frac{g_S^{\frac{r(s_{\gamma^*} - s_\gamma)}{2}}}{g_E^{\frac{p_{\gamma^*} - p_\gamma}{2}}} e^{g_E c} \right) \end{aligned}$$

since $\sum_{j \in \gamma^*} 1/(\tilde{\alpha}_{\gamma^* j})^2$ converges in probability to a finite constant and $\sum_{j \in \gamma} 1/(\tilde{\alpha}_{\gamma j})^2$ either converge to infinity (if $\alpha_{\gamma j}^* = 0$ for any j , and then the term is $e^{-g_E \sqrt{n}}$, as in Part (i)) or to a finite non-zero constant (if $\alpha_{\gamma j}^* \neq 0$ for all j). In the latter case one obtains the worst-case rate $e^{g_E c}$ where

$$c = \sum_{j \in \gamma^*} \frac{1}{(\alpha_{\gamma^* j}^*)^2} - \sum_{j \in \gamma} \frac{1}{(\alpha_{\gamma j}^*)^2} \in \mathbb{R}.$$

To summarize

$$\begin{aligned} \log(B_{\gamma \gamma^*}) &= T_1 + \log(T_2) + \log(T_3) + \mathcal{O}(1) \\ &= n[M(\eta_\gamma^*) - M(\eta_{\gamma^*}^*)][1 + \mathcal{O}_p(1)] + \log(T_2) + \frac{d_{\gamma^*} - d_\gamma}{2} \log(n) = \\ &= n[M(\eta_\gamma^*) - M(\eta_{\gamma^*}^*)][1 + \mathcal{O}_p(1)] + \log(b_n) + \frac{r}{2}(s_{\gamma^*} - s_\gamma) \log(n g_S) + \mathcal{O}_p(1), \end{aligned} \quad (13.9)$$

where

$$b_n = \begin{cases} (n g_L)^{\frac{(p_{\gamma^*} - p_\gamma)}{2}}, & \text{for } \pi_L \\ (n g_M^3)^{\frac{(p_{\gamma^*} - p_\gamma)}{2}}, & \text{for } \pi_M \\ (n g_E)^{\frac{(p_{\gamma^*} - p_\gamma)}{2}} e^{-g_E c}, & \text{for } \pi_E \text{ and finite } c \in \mathbb{R} \end{cases}$$

as we wished to prove.

13.4 Proof of Proposition 4

Denote by $\eta_\gamma^\top = (\beta_\gamma^\top, \delta_\gamma^\top)$ the whole parameter vector and by $v_{\gamma i}^\top = (x_{\gamma i}^\top, s_{\gamma i}^\top)$ the covariates selected by model γ . Recall that the data-generating truth F_0 is allowed to depend on a larger covariate set z_i , that is $(x_i, s_i) \subseteq z_i \in \mathbb{R}^{p(r+1)+q}$, and that $\eta_\gamma \in \mathbb{R}^{p_\gamma + r s_\gamma}$ is estimated using the log partial likelihood [Cox, 1972]

$$\ell_p(\eta_\gamma) = \sum_{u_i=1} (v_{\gamma i}^\top \eta_\gamma) - \sum_{u_i=1} \log \left(\sum_{k \in \mathcal{R}(o_i)} \exp \{v_{\gamma k}^\top \eta_\gamma\} \right),$$

where $\mathcal{R}(t) = \{i : o_i \geq t\}$ denotes the risk set at time t .

The proof follows analogously to that of Proposition 3. The outline of the proof is as follows. Bayes factors $B_{\gamma\gamma^*}$ are obtained by Laplace approximations to the integrated partial likelihoods (3.3) under models γ and γ^* , that is by replacing the AFT log-likelihood by the Cox partial likelihood in (13.4). The rates of the determinants in (13.5) remain as in Proposition 3, given that $\tilde{\eta}_\gamma \xrightarrow{P} \eta_\gamma^*$ under Conditions B1–B4 below, for an optimal parameter value $\eta_\gamma^* \in \mathbb{R}^{p_\gamma + r s_\gamma}$ also defined below, and the asymptotic Hessians at η_γ^* being strictly negative definite [Wong, 1986, Lin and Wei, 1989].

We first discuss η_γ^* , subsequently the sufficient technical conditions B1–B4 for the result to hold, and finally we present the proof for the cases where γ is an overfitted and a non-overfitted model. When one considers model misspecification, the optimal parameter value η_γ^* is that minimizing $M_p(\eta_\gamma)$, the expected log partial likelihood under the data-generating F_0 , given by [Struthers and Kalbfleisch, 1986]

$$\begin{aligned} M_p(\eta_\gamma) &= \text{plim}_{n \rightarrow \infty} \frac{1}{n} \ell_p(\eta_\gamma) \\ &= \eta_\gamma^\top \int s^{(1)}(t) dt - \int \log [s^{(0)}(\eta_\gamma, t)] s^{(0)}(t) dt, \end{aligned} \quad (13.10)$$

where plim denotes the limit in probability, and we define the vector functions

$$\begin{aligned} s^{(k)}(t) &= E_{F_0} [S^{(k)}(t)], \\ S^{(k)}(t) &= \frac{1}{n} \sum_{i=1}^n \mathbf{I}(t_i \geq t) \lambda_i(t) v_{\gamma i}^{\otimes k}, \\ s^{(k)}(\eta_\gamma, t) &= E_{F_0} [S^{(k)}(\eta_\gamma, t)], \\ S^{(k)}(\eta_\gamma, t) &= \frac{1}{n} \sum_{i=1}^n \mathbf{I}(t_i \geq t) \exp [v_{\gamma i}^\top \eta_\gamma] v_{\gamma i}^{\otimes k}, \end{aligned}$$

for $k = 0, 1, 2$, where $\lambda_i(t) = f_0(t | z_i) / [1 - F_0(t | z_i)]$ is the data-generating hazard function for individual i at time t , f_0 is the (Radon-Nikodym) density associated to F_0 , $\mathbf{I}(\cdot)$ is the indicator function, $a^{\otimes 2}$ refers to the matrix aa^\top , $a^{\otimes 1}$ refers to the vector a , and $a^{\otimes 0}$ refers to the scalar 1, and the expectations are taken with respect to F_0 , the data-generating distribution of (t_i, u_i, z_i) .

We re-write the limit function in (13.10) to facilitate its interpretation, see Wong [1986] for further discussion. Since $(t_i, u_i, z_i) \sim F_0$ are identically distributed, and using that $s^{(0)}(t) = E_{F_0} [\mathbf{I}(t_1 > t) \lambda_1(t)]$, $s^{(1)}(t) = E_{F_0} [\mathbf{I}(t_1 > t) \lambda_1(t) v_{\gamma 1}]$ and $s^{(0)}(\eta_\gamma, t) = E_{F_0} [\mathbf{I}(t_1 > t) e^{v_{\gamma 1}^\top \eta_\gamma}]$ we obtain

$$M_p(\eta_\gamma) = \int \log \left(\frac{e^{E_{F_0} [\lambda_1(t) \eta_\gamma^\top v_{\gamma 1} \mathbf{I}(t_1 > t)]}}{[E_{F_0} (e^{\eta_\gamma^\top v_{\gamma 1} \mathbf{I}(t_1 > t)})]^{E_{F_0} [\mathbf{I}(t_1 > t) \lambda_1(t)]}} \right) dt. \quad (13.11)$$

Now, using that the marginal data-generating density for the survival times t_i can be written as $f_0(t) = \lambda_0(t) P_{F_0}(t_1 > t)$, where $\lambda_0(\cdot)$ is the associated marginal hazard, we obtain

$$\begin{aligned} M_p(\eta_\gamma) &= \int \frac{f_0(t)}{f_0(t)} \log \left(\frac{e^{E_{F_0} [\lambda_1(t) \eta_\gamma^\top v_{\gamma 1} \mathbf{I}(t_1 > t)]}}{[E_{F_0} (e^{\eta_\gamma^\top v_{\gamma 1} \mathbf{I}(t_1 > t)})]^{E_{F_0} [\mathbf{I}(t_1 > t) \lambda_1(t)]}} \right) dt \\ &= \int \log \left(\frac{e^{E_{F_0} [\eta_\gamma^\top v_{\gamma 1} \lambda_1(t) | t_1 > t] / \lambda_0(t)}}{[E_{F_0} (e^{\eta_\gamma^\top v_{\gamma 1} \mathbf{I}(t_1 > t)})]^{E_{F_0} [\lambda_1(t) | t_1 > t] / \lambda_0(t)}} \right) dF_0(t), \end{aligned}$$

where in the denominator we used that $E_{F_0}(\lambda_1(t)I(t_1 > t)) = E_{F_0}(\lambda_1(t) \mid t_1 > t)P_{F_0}(t_1 > t)$, and similarly for the numerator.

Therefore, $M_p(\eta_\gamma)$ can be seen as an average log-reward for correct predictions at time t , averaged with respect to the data-generating $F_0(t)$. The reward is for assigning a large expected hazard $\eta_\gamma^\top v_{\gamma 1}$ to the individual, conditional on being at risk at time t , relative to the hazard assigned to individuals at risk (with $t_1 > t$).

We next outline the technical conditions, consistency and asymptotic normality of the maximum partial likelihood estimator $\bar{\eta}_\gamma$. Define the matrices

$$\begin{aligned}\bar{A}(\eta_\gamma) &= -\frac{1}{n} \nabla_{\eta_\gamma}^2 \ell_p(\eta_\gamma), \\ A(\eta_\gamma) &= \int_0^\infty \left\{ \frac{s^{(2)}(\eta_\gamma, t)}{s^{(0)}(\eta_\gamma, t)} - \frac{s^{(1)}(\eta_\gamma, t)^{\otimes 2}}{s^{(0)}(\eta_\gamma, t)^2} \right\} s^{(0)}(t) dt, \\ \bar{V}(\eta_\gamma) &= \bar{A}^{-1}(\eta_\gamma) \left(\frac{1}{n} \sum_{i=1}^n W_i(\eta_\gamma)^{\otimes 2} \right) \bar{A}^{-1}(\eta_\gamma) \\ W_i(\eta_\gamma) &= u_i \left\{ v_{\gamma i} - \frac{S^{(1)}(\eta_\gamma, t_i)}{S^{(0)}(\eta_\gamma, t_i)} \right\} \\ &\quad - \sum_{j=1}^n \frac{u_j \mathbf{I}(t_i \geq t_j) \exp(v_{\gamma i}^\top \eta_\gamma)}{n S^{(0)}(\eta_\gamma, t_j)} \times \left\{ v_{\gamma i} - \frac{S^{(1)}(\eta_\gamma, t_j)}{S^{(0)}(\eta_\gamma, t_j)} \right\}.\end{aligned}$$

Here $\bar{A}(\eta_\gamma)$ is the observed hessian matrix, $A(\eta_\gamma)$ the expected hessian under F_0 , and we denote by $V_{\eta_\gamma^*}$ the limit in probability of $\bar{V}(\bar{\eta}_\gamma)$ as $n \rightarrow \infty$, which gives the asymptotic covariance of $\bar{\eta}_\gamma$ [Lin and Wei, 1989].

Consider now the following technical conditions

B1. (t_i, u_i, z_i) for $i = 1, \dots, n$ are independent draws from F_0 , and z_i has bounded support.

B2. There exists a neighbourhood \mathcal{B}_γ of η_γ^* such that for each $t < \infty$

$$\sup_{r \in [0, t], \eta_\gamma \in \mathcal{B}_\gamma} \|S^{(0)}(\eta_\gamma, r) - s^{(0)}(\eta_\gamma, r)\| \xrightarrow{P} 0,$$

as $n \rightarrow \infty$, the entries of $s^{(0)}(\eta_\gamma, r)$ are bounded away from zero on $\mathcal{B}_\gamma \times [0, t]$, and the entries of $s^{(0)}(\eta_\gamma, r)$ and $s^{(1)}(\eta_\gamma, r)$ are bounded on $\mathcal{B}_\gamma \times [0, t]$.

B3. For each $t < \infty$,

$$\int_0^t s^{(2)}(r) dr < \infty,$$

entrywise.

B4. The matrix $A(\eta_\gamma^*)$ is positive definite.

Under Conditions B1–B4, Lin and Wei [1989] showed that the maximum partial likelihood estimators (PMLEs), $\bar{\eta}_\gamma$, are consistent,

$$\bar{\eta}_\gamma \xrightarrow{P} \eta_\gamma^*,$$

and asymptotically normal.

$$\sqrt{n} (\bar{\eta}_\gamma - \eta_\gamma^*) \xrightarrow{D} N(0, V_{\eta_\gamma^*}).$$

The prior structure adopted for the Cox model is the same as that used in AFT models (except for the scale parameter, which does not appear in the Cox model). Thus, the first part of the proof of Proposition 3 also applies to the Cox model. Now, to characterize the two remaining terms in (13.4), for the Cox model, we again consider separately the case where $\gamma^* \not\subset \gamma$ and the case where $\gamma^* \subset \gamma$.

(i) **Case** $\gamma^* \subset \gamma$. In this case, we have $M_p(\eta_\gamma^*) - M_p(\eta_{\gamma^*}^*) = 0$.

From Rossell and Telesca [2017] and the consistency of the partial maximum likelihood estimators, we get that $\ell_p(\tilde{\eta}_\gamma) - \ell_p(\tilde{\eta}_{\gamma^*}) = \ell_p(\bar{\eta}_\gamma) - \ell_p(\bar{\eta}_{\gamma^*}) + o_p(1)$. Let $U = A(\eta_\gamma^*)$, $W_{\gamma^*} = V_{\eta_\gamma^*}$. From the previous arguments we have that

$$\sqrt{n}(\bar{\eta}_\gamma - \eta_\gamma^*) \xrightarrow{D} N(0, V_{\gamma^*}) \Rightarrow z \xrightarrow{D} N(0, I),$$

where $z = \sqrt{n}V_{\gamma^*}^{-1/2}(\bar{\eta}_\gamma - \eta_\gamma^*)$. Now, note that the Hessian matrix of the log partial likelihood converges to a non-singular matrix under Conditions B1–B4 [Lin and Wei, 1989], and that $\sqrt{n}(\bar{\eta}_\gamma - \bar{\eta}_{\gamma^*}) = o_p(1)$ (with respect to the Euclidean norm). Then, we can expand the log partial likelihood ratio as (see Chapter 25 of van der Vaart, 1998 and Fan and Jiang, 2009)

$$2[\ell_p(\bar{\eta}_\gamma) - \ell_p(\bar{\eta}_{\gamma^*})] = z^\top W_{\gamma \setminus \gamma^*}^{1/2} U_{\gamma \setminus \gamma^*}^{-1} W_{\gamma \setminus \gamma^*}^{1/2} z + o_p(1),$$

If the model is correctly specified, then $W_{\gamma \setminus \gamma^*}^{1/2} U_{\gamma \setminus \gamma^*}^{-1} W_{\gamma \setminus \gamma^*}^{1/2} = I$, obtaining $z^\top z \xrightarrow{D} \chi_{d_\gamma - d_{\gamma^*}}^2$. Thus, we have that the partial likelihood ratio test has the same asymptotic distribution as the Wald test statistic. If the model is misspecified, then the right-hand side converges in distribution to a linear combination of independent chi-square random variables (see also Bickel, 2007) and can again be upper bounded by

$$z^\top W_{\gamma \setminus \gamma^*}^{1/2} U_{\gamma \setminus \gamma^*}^{-1} W_{\gamma \setminus \gamma^*}^{1/2} z \leq \lambda \left(W_{\gamma^*}^{1/2} U_{\gamma^*}^{-1} W_{\gamma^*}^{1/2} \right) z^\top z$$

where $\lambda()$ denotes the largest eigenvalue (and is a bounded constant under our assumptions) and $z^\top z \xrightarrow{D} \chi_{d_\gamma - d_{\gamma^*}}^2$. That is,

$$2[\ell_p(\tilde{\eta}_\gamma) - \ell_p(\tilde{\eta}_{\gamma^*})] \xrightarrow{D} \lambda \left(W_{\gamma^*}^{1/2} U_{\gamma^*}^{-1} W_{\gamma^*}^{1/2} \right) \chi_{d_\gamma - d_{\gamma^*}}^2 = o_p(1).$$

Consequently, the characterization of the second term in (13.4) remains valid for local and non-local priors, and implies the same Bayes factors rates.

- (ii) **Case** $\gamma^* \not\subset \gamma$. By consistency of the PMLE, the law of large numbers and uniform convergence of the log partial likelihood to its expectation $M_p(\eta)$ it follows that

$$\frac{1}{n} [\ell_p(\tilde{\eta}_\gamma) - \ell_p(\tilde{\eta}_{\gamma^*})] \xrightarrow{P} M_p(\eta_\gamma^*) - M_p(\eta_{\gamma^*}^*) < 0,$$

The behaviour of the ratio of prior densities remains the same as in the proof of Proposition 3. Thus,

$$\log(B_{\gamma\gamma^*}) = n[M_p(\eta_\gamma^*) - M_p(\eta_{\gamma^*}^*)] + \log(b_n) + \frac{r}{2}(s_{\gamma^*} - s_\gamma) \log(ng_S) + o_p(1),$$

as we wished to prove.

14 AFT model with Laplace errors

In this section we derive asymptotic properties of the MLE under an assumed AFT model with Laplace errors. Recall that the Laplace pdf and cdf are given, respectively, by

$$\begin{aligned} f(x | \mu, \sigma) &= \frac{1}{2\sigma} \exp\left(-\frac{|x - \mu|}{\sigma}\right), \\ F(x | \mu, \sigma) &= \frac{1}{2} + \frac{1}{2} \operatorname{sign}(x - \mu) \left(1 - \exp\left(-\frac{|x - \mu|}{\sigma}\right)\right). \end{aligned}$$

Let us denote $f(t) = f(t | 0, 1)$ and $F(t) = F(t | 0, 1)$ for simplicity. Consider the AFT model with Laplace distributed errors, the log-likelihood function is $\log p_L(y | \beta_\gamma, \delta_\gamma, \sigma) =$

$$\ell(\beta_\gamma, \delta_\gamma, \sigma) = -n_o \log(2\sigma) - \frac{1}{\sigma} \sum_{u_i=1} |y_i - x_i^\top \beta_\gamma - s_i^\top \delta_\gamma| + \sum_{u_i=0} \log \left\{ F\left(\frac{x_i^\top \beta_\gamma + s_i^\top \delta_\gamma - y_i}{\sigma}\right) \right\}. \quad (14.1)$$

This model was used for instance in Bottai and Zhang [2010]. Consider the reparametrization $\alpha_\gamma = \beta_\gamma/\sigma$, $\kappa_\gamma = \delta_\gamma/\sigma$, and $\tau = 1/\sigma$, the corresponding log-likelihood is

$$\ell(\alpha_\gamma, \kappa_\gamma, \tau) = n_o \log\left(\frac{\tau}{2}\right) - \sum_{u_i=1} |\tau y_i - x_i^\top \alpha_\gamma - s_i^\top \kappa_\gamma| + \sum_{u_i=0} \log \left\{ F(x_i^\top \alpha_\gamma + s_i^\top \kappa_\gamma - \tau y_i) \right\}. \quad (14.2)$$

The term of the log-likelihood function associated to the observed times is strictly concave, provided that the corresponding design matrix X_o has full column rank [Rossell and Rubio, 2018]. Moreover, given that $\log F$ is log-concave [Bagnoli and Bergstrom, 2005] it follows that the term associated to the censored observations is a sum of concave functions and hence is also concave (see also Bottai and Zhang, 2010). Consequently, the log-likelihood function is concave. This property facilitates deriving asymptotic results, as presented below.

Simple algebra shows that the gradient of (14.2) is

$$\begin{aligned} \nabla_{(\alpha_\gamma, \kappa_\gamma)} \ell(\alpha_\gamma, \kappa_\gamma, \tau) &= \sum_{u_i=1} \begin{pmatrix} x_i \\ s_i \end{pmatrix} \omega_i + \sum_{u_i=0} \begin{pmatrix} x_i \\ s_i \end{pmatrix} \tilde{r}(x_i^\top \alpha_\gamma + s_i^\top \kappa_\gamma - \tau y_i) \\ \nabla_\tau \ell(\alpha_\gamma, \kappa_\gamma, \tau) &= \frac{n_o}{\tau} - \sum_{u_i=1} \omega_i y_i - \sum_{u_i=0} \tilde{r}(x_i^\top \alpha_\gamma + s_i^\top \kappa_\gamma - \tau y_i) y_i, \end{aligned}$$

where

$$\omega_i = \begin{cases} -1 & \text{if } \tau y_i < x_i^\top \alpha_\gamma + s_i^\top \kappa_\gamma, \\ 1 & \text{if } \tau y_i > x_i^\top \alpha_\gamma + s_i^\top \kappa_\gamma, \end{cases}$$

and

$$\tilde{r}(z) = \begin{cases} 1, & \text{if } z \leq 0, \\ \frac{f(z)}{F(z)}, & \text{if } z > 0, \end{cases}$$

except on the zero-Lebesgue measure set $\Delta = \bigcup_{i=1}^n \{(\alpha_\gamma, \kappa_\gamma, \tau) : \tau y_i = x_i^\top \alpha_\gamma + s_i^\top \kappa_\gamma\}$, where the gradient is not defined.

The Hessian matrix $H(\alpha_\gamma, \kappa_\gamma, \tau)$ only depends on the censored observations, and is given by

$$\begin{aligned} \nabla_{(\alpha_\gamma, \kappa_\gamma)}^2 \ell(\alpha_\gamma, \kappa_\gamma, \tau) &= - \sum_{u_i=0} \begin{pmatrix} x_i \\ s_i \end{pmatrix} \begin{pmatrix} x_i \\ s_i \end{pmatrix}^\top \tilde{D}(\tau y_i - x_i^\top \alpha_\gamma - s_i^\top \kappa_\gamma), \\ \nabla_\tau \nabla_{(\alpha_\gamma, \kappa_\gamma)} \ell(\alpha_\gamma, \kappa_\gamma, \tau) &= \sum_{u_i=0} \begin{pmatrix} x_i \\ s_i \end{pmatrix} y_i \tilde{D}(\tau y_i - x_i^\top \alpha_\gamma - s_i^\top \kappa_\gamma), \\ \nabla_\tau^2 \ell(\alpha_\gamma, \kappa_\gamma, \tau) &= -\frac{n_o}{\tau^2} - \sum_{u_i=0} y_i^2 \tilde{D}(\tau y_i - x_i^\top \alpha_\gamma - s_i^\top \kappa_\gamma). \end{aligned}$$

where

$$\tilde{D}(z) = -r'(-z) = \begin{cases} \tilde{r}(-z)^2 + \tilde{r}(-z), & \text{if } z < 0, \\ 0, & \text{if } z > 0, \\ \text{Undefined}, & \text{if } z = 0, \end{cases}$$

except on the zero-Lebesgue measure set Δ , where the Hessian is not defined.

To prove consistency and asymptotic MLE normality we consider Conditions A1-A2 and A4-A5 in the main paper, and we replace condition A3 by condition A3* below. Throughout, we denote $\eta_\gamma = (\alpha_\gamma, \kappa_\gamma, \tau)$.

A3*. Let

$$\begin{aligned} m(\eta_\gamma) &= u_1 [\log(\tau/2) - |\tau \log(o_1) - x_1^\top \alpha_\gamma - s_1^\top \kappa_\gamma|] \\ &\quad + (1 - u_1) [\log F(x_1^\top \alpha_\gamma + s_1^\top \kappa_\gamma - \tau \log(c_1))] . \end{aligned}$$

There exists a maximum $\eta_\gamma^* \in \Gamma_\gamma$ of $M(\eta_\gamma) = E_{F_0}[m(\eta_\gamma)]$ such that $M(\eta_\gamma^*) < \infty$, and $E_{F_0}[|m(\eta_\gamma)|] < \infty$ for all $\eta_\gamma \in \Gamma_\gamma$, where the expectation is taken with respect to the data-generating process F_0 . Further, there exists a maximum $\hat{\eta}_\gamma \in \Gamma_\gamma$ of $M_n(\eta_\gamma)$ with probability 1, as $n \rightarrow \infty$.

Proposition 5. Assume Conditions A1-A2 and A3*. Then, $M(\eta_\gamma)$ has a unique maximizer $\eta_\gamma^* = \operatorname{argmax}_{\Gamma_\gamma} M(\eta_\gamma)$.

Moreover, $\hat{\eta}_\gamma \xrightarrow{P} \eta_\gamma^*$ as $n \rightarrow \infty$.

Proof. The proof is based on showing that under Conditions A1-A2 and A3*, the assumptions in the consistency Theorem 5.7 from van der Vaart [1998] are satisfied. This requires appealing to the concavity properties of the log likelihood function discussed above.

Let $M_n(\eta_\gamma) = n^{-1} \ell(\eta_\gamma)$ be the average log-likelihood evaluated at η_γ . The assumption that data are generated *i.i.d.* from F_0 and that $E_{F_0}(|m(\eta_\gamma)|) < \infty$ give that, by the law of large numbers, $M_n(\eta_\gamma) \xrightarrow{P} M(\eta_\gamma)$, for each $\eta_\gamma \in \Gamma_\gamma$. The expectation of $M_n(\eta_\gamma)$ under the data-generating F_0 is $M(\eta_\gamma) =$

$$\begin{aligned} &P_{F_0}(u_1 = 1) E_{F_0} [\log(\tau) - \log(2) - |\tau \log(o_1) - x_1^\top \alpha_\gamma - s_1^\top \kappa_\gamma| \mid u_1 = 1] \\ &+ P_{F_0}(u_1 = 0) E_{F_0} [\log F(x_1^\top \alpha_\gamma + s_1^\top \kappa_\gamma - \tau \log(c_1)) \mid u_1 = 0] . \end{aligned}$$

The proof then follows analogously to that of Proposition 1. Briefly, the convexity lemma in Pollard [1991] gives uniform convergence of $M_n(\eta_\gamma)$ to $M(\eta_\gamma)$ and concavity of $M(\eta_\gamma)$ which, together with A3*, guarantee that η_γ^* and η_γ are unique and lie in a compact set $K \subset \Gamma_\gamma$. This provides the conditions to apply Theorem 5.7 in van der Vaart [1998], which gives that $\hat{\eta}_\gamma \xrightarrow{P} \eta_\gamma^*$.

Proposition 6. Assume Conditions A1-A2, A3*, and A4-A5. Then $\sqrt{n}(\hat{\eta}_\gamma - \eta_\gamma^*) \xrightarrow{D} N(0, V_{\eta_\gamma^*}^{-1} E_{F_0}[\nabla m(\eta_\gamma^*) \nabla m(\eta_\gamma^*)^\top] V_{\eta_\gamma^*}^{-1})$, where $V_{\eta_\gamma^*}$ is the Hessian of $M(\eta_\gamma)$ evaluated at η_γ^* , and $m(\eta_\gamma^*) = \log p_L(y_1 \mid \eta_\gamma^*)$.

Proof. The proof is analogous to the proofs of Proposition 4 in Rossell and Rubio [2018] and Proposition 2 in the main paper. Recall that Proposition 5 implies the existence and uniqueness of η_γ^* . Let us define

$$\begin{aligned} m_{\eta_\gamma}(y_1, z_1) \equiv m(\eta_\gamma) &= u_1 [\log(\tau) - \log(2) - |\tau \log(o_1) - x_1^\top \alpha_\gamma - s_1^\top \kappa_\gamma|] \\ &\quad + (1 - u_1) [\log F(x_1^\top \alpha_\gamma + s_1^\top \kappa_\gamma - \tau \log(c_1))] \end{aligned}$$

The gradient of $m_{\eta_\gamma}(y_1, z_1)$ is bounded for almost all $\eta_\gamma \in \Gamma_\gamma$ and (y_1, z_1) , due to the compactness of Γ_γ . Following the proof of Proposition 2, we obtain that $\|\nabla m_{\eta_\gamma}(y_1, z_1)\|$ is upper bounded almost surely by sum of the norm of its entries. Conditions A1-A2, A3*, and A4 guarantee that

$$\int K(y_1, z_1)^2 dF_0(o_1, z_1, c_1) < \infty,$$

where $K(y_1, z_1) = \sup_{\eta_\gamma \in \mathcal{B}_{\eta_\gamma^*}} \|\nabla m_{\eta_\gamma}(y_1, z_1)\|$, $\mathcal{B}_{\eta_\gamma^*} \subset \Gamma$ is any neighborhood of η_γ^* , whose projection over θ_γ coincides with $\mathcal{B}_{(\alpha_\gamma^*, \kappa_\gamma^*)}$. This result, together with the mean value theorem and the Cauchy-Schwarz inequality, implies that for $\eta_1, \eta_2 \in \mathcal{B}_{\eta_\gamma^*}$, with probability 1,

$$|m_{\eta_1}(y_1, z_1) - m_{\eta_2}(y_1, z_1)| \leq K(y_1, z_1) \cdot \|\eta_1 - \eta_2\|.$$

Consider now the conditional expectation

$$\begin{aligned} E_{F_0}[m_{\eta_\gamma} \mid z_1] &= -\log(2) P_{F_0}(u_1 = 1 \mid z_1) + \log(\tau) P_{F_0}(u_1 = 1 \mid z_1) \\ &\quad - P_{F_0}(u_1 = 1 \mid z_1) E_{F_0} [|\tau \log(o_1) - x_1^\top \alpha_\gamma - s_1^\top \kappa_\gamma| \mid z_1, u_1 = 1] \\ &\quad + P_{F_0}(u_1 = 0 \mid z_1) E_{F_0} \{ \log F(x_1^\top \alpha_\gamma + s_1^\top \kappa_\gamma - \tau \log(c_1)) \mid z_1, u_1 = 0 \} . \end{aligned}$$

Rossell and Rubio [2018] showed that the term in this expected log-likelihood associated to the observed times is twice differentiable with respect to the parameters. The term associated to the censored observations is positive definite by A5. Thus, we have that $\mathbb{E}_{F_0}[m_{\eta_\gamma}]$ is concave and, consequently, its Hessian is non-singular at η_γ^* . Thus, the asymptotic normality follows by Theorem 5.23 from van der Vaart [1998] together with the consistency results in Proposition 5.

15 Results for the probit model

Let $\omega_i \in \{0, 1\}$ be a binary outcome, and $\omega = (\omega_1, \dots, \omega_n)$. Analogously to Section 3, we assume that truly $(\omega_i, z_i) \sim F_0$ arise *i.i.d.* from a data-generating F_0 , where $z_i \in \mathbb{R}^{p(r+1)+q}$ contains observed and potentially unobserved covariates.

Probit regression assumes that $P(\omega_i = 1 \mid x_i, s_i) = \Phi(x_i^\top \alpha + s_i^\top \kappa)$ and has log-likelihood

$$\tilde{\ell}(\alpha, \kappa) = \sum_{i=1}^n \log p(\omega_i \mid \alpha, \kappa) = \sum_{\omega_i=1} \log \Phi(x_i^\top \alpha + s_i^\top \kappa) + \sum_{\omega_i=0} \log (1 - \Phi(x_i^\top \alpha + s_i^\top \kappa)). \quad (15.1)$$

Before stating our results, we remark that all our algorithms in Section 4 apply directly to (15.1) by exploiting that it is a particular case of the AFT model (2.2). Specifically, let $\tilde{y} = (0, \dots, 0)$, $\tilde{d} = (0, \dots, 0)$ and $(\tilde{x}_i, \tilde{s}_i) = (x_i, s_i)[\mathbf{I}(\omega_i = 1) - \mathbf{I}(\omega_i = 0)]$. Then, an AFT model regressing (\tilde{y}, \tilde{d}) on (\tilde{X}, \tilde{S}) has log-likelihood

$$\ell(\alpha, \kappa, 1) = \sum_{\omega_i=1} \log \{ \Phi(x_i^\top \alpha + s_i^\top \kappa) \} + \sum_{\omega_i=0} \log \{ \Phi(-x_i^\top \alpha - s_i^\top \kappa) \} = \tilde{\ell}(\alpha, \kappa).$$

This connection was first noted (to our knowledge) by Doksum and Gasko [1990] and, besides its theoretical interest, it opens the potential to speed up probit regression via the approximations to $\log \Phi$ and its derivatives described in Section 10.

Let $\eta_\gamma = (\alpha_\gamma^\top, \kappa_\gamma^\top)^\top$ be the whole parameter vector, $\tilde{m}(\eta_\gamma) = \log p(\omega_1 \mid \eta_\gamma)$ the contribution of the first individual to the log-likelihood, and

$$\begin{aligned} \tilde{M}(\eta_\gamma) &= \mathbb{E}_{F_0}(\tilde{m}(\eta_\gamma)) = P_{F_0}(\omega_1 = 1) \mathbb{E}_{F_0}[\log \Phi(x_{i\gamma}^\top \alpha_\gamma + s_{i\gamma}^\top \kappa_\gamma) \mid \omega_1 = 1] \\ &\quad + P_{F_0}(\omega_1 = 0) \mathbb{E}_{F_0}[\log (1 - \Phi(x_{i\gamma}^\top \alpha_\gamma + s_{i\gamma}^\top \kappa_\gamma)) \mid \omega_1 = 0] \end{aligned}$$

the expected average log-likelihood. The gradient and hessian of the log-likelihood are

$$\nabla_{(\beta_\gamma, \delta_\gamma)} \tilde{\ell}(\beta_\gamma, \delta_\gamma) = \sum_{\omega_i=1} r(x_i^\top \beta_\gamma + s_i^\top \delta_\gamma) \begin{pmatrix} x_i \\ s_i \end{pmatrix} - \sum_{\omega_i=0} r(-x_i^\top \beta_\gamma - s_i^\top \delta_\gamma) \begin{pmatrix} x_i \\ s_i \end{pmatrix}.$$

$$\begin{aligned} \nabla_{(\beta_\gamma, \delta_\gamma)}^2 \tilde{\ell}(\beta_\gamma, \delta_\gamma) &= - \sum_{\omega_i=1} D(-x_i^\top \beta_\gamma - s_i^\top \delta_\gamma) \begin{pmatrix} x_i \\ s_i \end{pmatrix} \begin{pmatrix} x_i \\ s_i \end{pmatrix}^\top \\ &\quad + \sum_{\omega_i=0} D(x_i^\top \beta_\gamma + s_i^\top \delta_\gamma) \begin{pmatrix} x_i \\ s_i \end{pmatrix} \begin{pmatrix} x_i \\ s_i \end{pmatrix}^\top. \end{aligned}$$

Our technical conditions for the probit model are:

- C1.** The parameter space is $\Gamma_\gamma = \mathbb{R}^{p_\gamma + r s_\gamma}$.
- C2.** The marginal probability $P_{F_0}(\omega_1 = 0) \in (0, 1)$.
- C3.** For given γ , it holds that $\lim_{n \rightarrow \infty} P_{F_0}(\mathcal{C}_{n,\gamma} \cup \mathcal{Q}_{n,\gamma}) = 0$. $\mathcal{C}_{n,\gamma}$ is the set of completely-separated datasets $(\omega, X_\gamma, S_\gamma)$, that is for which there exists $\eta_\gamma \in \Gamma_\gamma$ such that

$$x_{i\gamma}^\top \alpha_\gamma + s_{i\gamma}^\top \kappa_\gamma > 0 \text{ for all } \omega_i = 1 \text{ and } x_{i\gamma}^\top \alpha_\gamma + s_{i\gamma}^\top \kappa_\gamma < 0 \text{ for all } \omega_i = 0,$$

and $\mathcal{Q}_{n,\gamma}$ is the set of quasi-completely-separated $(\omega, X_\gamma, S_\gamma)$, for which there exists $\eta_\gamma \in \Gamma_\gamma$ such that

$$x_{i\gamma}^\top \alpha_\gamma + s_{i\gamma}^\top \kappa_\gamma \geq 0 \text{ for all } \omega_i = 1 \text{ and } x_{i\gamma}^\top \alpha_\gamma + s_{i\gamma}^\top \kappa_\gamma \leq 0 \text{ for all } \omega_i = 0,$$

with equality for at least one $i = 1, \dots, n$.

- C4.** There exists a maximum $\eta_\gamma^* \in \Gamma_\gamma$ of $\tilde{M}(\eta_\gamma) = E_{F_0}[\tilde{m}(\eta_\gamma)]$ such that $\tilde{M}(\eta_\gamma^*) < \infty$, and $E_{F_0}[\|\tilde{m}(\eta_\gamma)\|] < \infty$ for all $\eta_\gamma \in \Gamma_\gamma$. Further, the MLE $\hat{\eta}_\gamma$ exists with probability converging to 1, as $n \rightarrow \infty$.
- C5.** There exists a neighborhood $\mathcal{B}_{\eta_\gamma^*}$ of η_γ^* such that, for any $\eta_\gamma \in \mathcal{B}_{\eta_\gamma^*}$,

$$\mathbb{E}_{F_0} \left[\sup_{\eta_\gamma \in \mathcal{B}_{\eta_\gamma^*}} \|\nabla \tilde{m}(\eta_\gamma)\|^2 \right] < \infty.$$

C6. The entries of the second derivative matrix $\nabla_{\eta_\gamma}^2 \widetilde{M}(\eta_\gamma^*)$ are finite.

Briefly, C3 guarantees that there is no perfect separation in the data in a sequence of sets whose probability converges to 1, which implies log-likelihood concavity [Albert and Anderson, 1984]. A detailed study of which situations lead to perfect separation is beyond our scope, we refer the reader to Lesaffre and Albert [1989] and Heinze and Schemper [2002]. The remaining conditions are analogous to Conditions A1-A4 for the Gaussian AFT model, discussed in Section 13.

Proposition 7. Assume Conditions C1-C4. Then, $\widetilde{M}(\eta_\gamma)$ has a unique maximizer $\eta_\gamma^* = \arg\max_{\eta_\gamma} \widetilde{M}(\eta_\gamma)$. Moreover, $\widehat{\eta}_\gamma \xrightarrow{P} \eta_\gamma^*$ as $n \rightarrow \infty$.

Proposition 8. Assume Conditions C1-C6. Let $V_{\eta_\gamma^*}$ be the Hessian of $\widetilde{M}(\eta_\gamma)$ at η_γ^* . Then $\sqrt{n}(\widehat{\eta}_\gamma - \eta_\gamma^*) \xrightarrow{D} N\left(0, V_{\eta_\gamma^*}^{-1} \mathbb{E}_{F_0}[\nabla \widetilde{m}(\eta_\gamma^*) \nabla \widetilde{m}(\eta_\gamma^*)^\top] V_{\eta_\gamma^*}^{-1}\right)$, where $V_{\eta_\gamma^*}$ is the Hessian of $\widetilde{M}(\eta_\gamma)$ evaluated at η_γ^* and $\widetilde{m}(\eta_\gamma^*) = \log p(\omega_1 | \eta_\gamma^*)$.

Proposition 9. Let B_{γ, γ^*} be the Bayes factor in (3.2) under either π_L , π_M or π_E , where γ^* is the probit model with smallest d_{γ^*} minimizing (15.1) for F_0 as given in Condition B1, and $\gamma \neq \gamma^*$ another probit model. Assume that both γ^* and γ satisfy Conditions C1-C6. Suppose that (g_M, g_E, g_L, g_S) are non-decreasing in n .

(i) Let a_n be as in Proposition 3. If $\gamma^* \subset \gamma$, then

$$\log B_{\gamma \gamma^*} = \log(a_n) + \frac{r}{2}(s_{\gamma^*} - s_\gamma) \log(ng_S) + \mathcal{O}_p(1),$$

(ii) Let b_n be as in Proposition 3. If $\gamma^* \not\subset \gamma$, then under π_L , π_M and π_E it holds that

$$\log(B_{\gamma \gamma^*}) = -n[\widetilde{M}(\eta_{\gamma^*}^*) - \widetilde{M}(\eta_\gamma^*)] + \log(b_n) + \frac{r}{2}(s_{\gamma^*} - s_\gamma) \log(ng_S) + \mathcal{O}_p(1).$$

Propositions 7-9 are akin to Propositions 1-3, see Section 3 for a discussion of their implications, although here the number of parameters $d_\gamma = \dim(\eta_\gamma) = p_\gamma + rs_\gamma$ (i.e. the probit model has no dispersion parameter). First, we prove an extension of the Convexity Lemma [Pollard, 1991] in which we allow for the probability of convexity to converge to 1, rather than requiring convexity for almost all realizations of the sequence of random functions.

Lemma 1. Let $\{\lambda_n(\theta) : \theta \in \Theta\}$ be a sequence of random functions defined on a convex, open subset Θ of \mathbb{R}^d . Suppose that $p_n = P(\lambda_n \text{ is convex}) \rightarrow 1$ as $n \rightarrow \infty$. Suppose $\lambda(\cdot)$ is a real valued function on Θ for which $\lambda_n(\theta) \rightarrow \lambda(\theta)$ in probability, for each $\theta \in \Theta$. Then, for each compact subset K of Θ ,

$$\sup_{\theta \in K} |\lambda_n(\theta) - \lambda(\theta)| \xrightarrow{P} 0.$$

The function $\lambda(\cdot)$ is necessarily convex on Θ .

Proof. Let $S_n = \{\omega \in \Omega : \lambda_n^{(\omega)} \text{ is convex}\}$, where $\lambda_n^{(\omega)}$ denotes a realization of the random function λ_n associated to an element ω in the sample space Ω . By assumption, $p_n = P(S_n) \rightarrow 1$ as $n \rightarrow \infty$. For any fixed $\epsilon > 0$

$$\begin{aligned} P\left(\sup_{\theta \in K} |\lambda_n(\theta) - \lambda(\theta)| < \epsilon\right) &= P\left(\omega \in S_n : \sup_{\theta \in K} |\lambda_n^{(\omega)}(\theta) - \lambda(\theta)| < \epsilon\right) \\ &+ P\left(\omega \in S_n^c : \sup_{\theta \in K} |\lambda_n^{(\omega)}(\theta) - \lambda(\theta)| < \epsilon\right). \end{aligned}$$

Since $P\left(\omega \in S_n^c : \sup_{\theta \in K} |\lambda_n^{(\omega)}(\theta) - \lambda(\theta)| < \epsilon\right) \leq P(S_n^c) = 1 - p_n \rightarrow 0$, by assumption, the goal is to prove that

$$P\left(\omega \in S_n : \sup_{\theta \in K} |\lambda_n^{(\omega)}(\theta) - \lambda(\theta)| < \epsilon\right) \rightarrow 1.$$

Now, consider the sequence of random functions

$$\widetilde{\lambda}_n(\theta) = \begin{cases} \lambda_n(\theta), & \omega \in S_n, \\ \varphi(\theta), & \omega \in S_n^c, \end{cases}$$

where $\varphi(\cdot)$ is an any finite convex approximation of $\lambda(\cdot)$. By definition, this is a sequence of convex functions and $\tilde{\lambda}_n(\theta) \xrightarrow{P} \lambda(\theta)$. Then, by the convexity lemma in [Pollard, 1991],

$$\sup_{\theta \in K} |\tilde{\lambda}_n(\theta) - \lambda(\theta)| \xrightarrow{P} 0,$$

and λ is convex on Θ . Thus, for each $\epsilon > 0$

$$\begin{aligned} P\left(\sup_{\theta \in K} |\tilde{\lambda}_n(\theta) - \lambda(\theta)| < \epsilon\right) &= P\left(\omega \in S_n : \sup_{\theta \in K} |\lambda_n^{(\omega)}(\theta) - \lambda(\theta)| < \epsilon\right) \\ &+ P\left(\omega \in S_n^c : \sup_{\theta \in K} |\varphi(\theta) - \lambda(\theta)| < \epsilon\right). \end{aligned}$$

From the previous statement, we know that $P\left(\sup_{\theta \in K} |\tilde{\lambda}_n(\theta) - \lambda(\theta)| < \epsilon\right) \rightarrow 1$ and, since $P\left(\omega \in S_n^c : \sup_{\theta \in K} |\varphi(\theta) - \lambda(\theta)| < \epsilon\right) \leq P(S_n^c) \rightarrow 0$, we obtain

$$P\left(\omega \in S_n : \sup_{\theta \in K} |\lambda_n^{(\omega)}(\theta) - \lambda(\theta)| < \epsilon\right) \rightarrow 1,$$

as we wished to prove.

Proof of Proposition 7

The proof is analogous to that of Proposition 1 in Section 13.1. Let $\tilde{M}_n(\eta_\gamma) = n^{-1} \log p_B(w | \eta_\gamma)$ be the average log-likelihood evaluated at η_γ . The assumption that data are generated *i.i.d* from F_0 and that $E_{F_0}(|\tilde{m}(\eta_\gamma)|) < \infty$ give that, by the law of large numbers, $\tilde{M}_n(\eta_\gamma) \xrightarrow{P} \tilde{M}(\eta_\gamma)$, for each $\eta_\gamma \in \Gamma_\gamma$.

The aim is to first show that the average log-likelihood $\tilde{M}_n(\eta_\gamma)$ converges to its expected value $\tilde{M}(\eta_\gamma)$ uniformly in η_γ , and then that this implies $\hat{\eta}_\gamma \xrightarrow{P} \eta_\gamma^*$. To see that $\tilde{M}_n(\eta_\gamma)$ converges to $\tilde{M}(\eta_\gamma)$, uniformly in η_γ , we use that, under Conditions C1–C4 and by the results in Albert and Anderson [1984], $\tilde{M}_n(\eta_\gamma)$ is a sequence of concave functions in η_γ , for all samples in the sequence of sets $\mathcal{A}_n = (\mathcal{C}_{n,\gamma} \cup \mathcal{Q}_{n,\gamma})^c$, whose probability converge to 1. Thus, Lemma 1 implies that

$$\sup_{\eta_\gamma \in K} |\tilde{M}_n(\eta_\gamma) - \tilde{M}(\eta_\gamma)| \xrightarrow{P} 0, \quad (15.2)$$

for each compact set $K \subseteq \Theta_\gamma$, and also that $\tilde{M}(\eta_\gamma)$ is finite and concave in Γ_γ . Since $\tilde{M}(\eta_\gamma)$ has a maximum and the MLE exists by C4, this implies that η_γ^* and $\hat{\eta}_\gamma$ must both occur in some compact set K and hence that they are both unique (by concavity).

The uniform convergence in (15.2) and the uniqueness of the maximum provide the conditions to apply Theorem 5.7 from van der Vaart [1998], which gives that $\hat{\eta}_\gamma \xrightarrow{P} \eta_\gamma^*$.

Proof of Proposition 8

The idea of the proof is the analogous to that of Proposition 8. Define,

$$\begin{aligned} \tilde{m}_{\eta_\gamma}(\omega_1, x_1, s_1) &\equiv \tilde{m}(\eta_\gamma) \\ &= \omega_1 \log \Phi(x_1^\top \alpha_\gamma + s_1^\top \kappa_\gamma) + (1 - \omega_1) \log \Phi(-x_1^\top \alpha_\gamma - s_1^\top \kappa_\gamma). \end{aligned}$$

let $\mathcal{B}_{\eta_\gamma^*} \subset \Theta_\gamma$ be a neighbourhood of η_γ^* and consider $\eta_1, \eta_2 \in \mathcal{B}_{\eta_\gamma^*}$. We need to show that $|\tilde{m}_{\eta_1}(\omega_1, x_1, s_1) - \tilde{m}_{\eta_2}(\omega_1, x_1, s_1)|$ has finite expectation under F_0 . Using the mean value theorem and the Cauchy-Schwarz inequality it follows that, with probability 1,

$$\begin{aligned} |\tilde{m}_{\eta_1}(\omega_1, x_1, s_1) - \tilde{m}_{\eta_2}(\omega_1, x_1, s_1)| &= |\nabla \tilde{m}_{\eta_c}(\omega_1, x_1, s_1)^\top (\eta_1 - \eta_2)| \\ &\leq \|\nabla \tilde{m}_{\eta_c}(\omega_1, x_1, s_1)\| \cdot \|\eta_1 - \eta_2\| \\ &\leq K(\omega_1, x_1, s_1) \cdot \|\eta_1 - \eta_2\|, \end{aligned}$$

where $\nabla \tilde{m}_{\eta_\gamma}(\omega_1, x_1, s_1)$ is the gradient of $\tilde{m}_{\eta_\gamma}(\omega_1, x_1, s_1)$, $\eta_c = (1 - c)\eta_1 + c\eta_2$ for some $c \in (0, 1)$ and $K(\omega_1, x_1, s_1) = \sup_{\mathcal{B}_{\eta_\gamma^*}} \|\nabla \tilde{m}_{\eta_\gamma}(\omega_1, x_1, s_1)\|$. This bound together with assumption C5 imply that

$$\int K(\omega_1, x_1, s_1)^2 dF_0(\omega_1, z_1) < \infty,$$

where $z_1 = (x_1^\top, s_1^\top)^\top$. Therefore, by using the mean value theorem and the Cauchy-Schwarz inequality, it follows that for $\eta_1, \eta_2 \in \mathcal{B}_{\eta_\gamma^*}$, with probability 1,

$$\begin{aligned} |\tilde{m}_{\eta_1}(\omega_1, x_1, s_1) - \tilde{m}_{\eta_2}(\omega_1, x_1, s_1)| &= |\nabla \tilde{m}_{\eta_c}(\omega_1, x_1, s_1)^\top (\eta_1 - \eta_2)| \\ &\leq \|\nabla \tilde{m}_{\eta_c}(\omega_1, x_1, s_1)\| \cdot \|\eta_1 - \eta_2\| \\ &\leq K(\omega_1, x_1, s_1) \cdot \|\eta_1 - \eta_2\|, \end{aligned}$$

where $\eta_c = (1 - c)\eta_1 + c\eta_2$, for some $c \in (0, 1)$, and $\eta_1, \eta_2 \in \mathcal{B}_{\eta_\gamma^*} \subset \Theta_\gamma$.

We now present the entries of the Hessian of the expected log-likelihood $\widetilde{M}(\eta_\gamma)$. Let us denote $\rho = P_{F_0}(\omega_1 = 1)$.

$$\begin{aligned} \widetilde{M}(\eta_\gamma) &= \rho \int \log \Phi(x_1^\top \alpha_\gamma + s_1^\top \kappa_\gamma) dF_0(z_1 | \omega_1 = 1) \\ &\quad + (1 - \rho) \int \log \Phi(-x_1^\top \alpha_\gamma - s_1^\top \kappa_\gamma) dF_0(z_1 | \omega_1 = 0). \end{aligned}$$

To obtain the gradient of $\widetilde{M}(\eta_\gamma)$, note that under Conditions C1-C4 we can apply Leibniz's integral rule to differentiate under the integral sign, and hence

$$\begin{aligned} \nabla_{(\beta_\gamma, \delta_\gamma)} \widetilde{M}(\eta_\gamma) &= \rho \int r(x_1^\top \alpha_\gamma + s_1^\top \kappa_\gamma) \begin{pmatrix} x_1 \\ s_1 \end{pmatrix} dF_0(z_1 | \omega_1 = 1) \\ &\quad + (1 - \rho) \int r(-x_1^\top \alpha_\gamma - s_1^\top \kappa_\gamma) \begin{pmatrix} x_1 \\ s_1 \end{pmatrix} dF_0(z_1 | \omega_1 = 0), \end{aligned}$$

Similarly, the entries of the Hessian matrix are

$$\begin{aligned} \nabla_{(\beta_\gamma, \delta_\gamma)}^2 \widetilde{M}(\eta_\gamma) &= -\rho \int D(-x_1^\top \beta_\gamma - s_1^\top \delta_\gamma) \begin{pmatrix} x_1 \\ s_1 \end{pmatrix} \begin{pmatrix} x_1 \\ s_1 \end{pmatrix}^\top dF_0(z_1 | \omega_1 = 1) \\ &\quad + (1 - \rho) \int D(x_1^\top \beta_\gamma + s_1^\top \delta_\gamma) \begin{pmatrix} x_1 \\ s_1 \end{pmatrix} \begin{pmatrix} x_1 \\ s_1 \end{pmatrix}^\top dF_0(z_1 | \omega_1 = 0). \end{aligned}$$

The finiteness of $\widetilde{M}(\eta_\gamma)$, its gradient and Hessian follows by conditions C4–C6. From Proposition 7, together with conditions C4–C6, we have that $\widetilde{M}(\eta_\gamma)$ is concave and, consequently, the Hessian

$$V_{\eta_\gamma} = \nabla_{(\beta_\gamma, \delta_\gamma)}^2 \widetilde{M}(\eta_\gamma).$$

is non-singular at η_γ^* . Thus, the asymptotic normality follows by Theorem 5.23 from van der Vaart [1998] together with the consistency results in Proposition 7.

Proof of Proposition 9

The proof is analogous to that of Propositions 3 and 4. For brevity, we provide a sketch. The decomposition of the Laplace approximation to Bayes factors is analogous to (13.4). Condition C3 guarantees that the probability of separation of the data converges to zero as the sample size increases, which in turn guarantees existence and uniqueness of the MLE in a sequence of sets of realizations with probability converging to 1 [Albert and Anderson, 1984]. Further, from Proposition 7 and Proposition 8 the MLE is consistent, converges to the KL-optimal value, and is asymptotically normally-distributed.

These results imply that the behavior of the second and third terms in (13.4) remains as in Proposition 3. They also imply that in the case $\gamma^* \subset \gamma$ the asymptotic expansion of the log-likelihood ratio remains as in Proposition 3, namely

$$2[\tilde{\ell}(\hat{\eta}_\gamma) - \tilde{\ell}(\hat{\eta}_{\gamma^*})] = z^\top W_{\gamma \setminus \gamma^*}^{1/2} U_{\gamma \setminus \gamma^*}^{-1} W_{\gamma \setminus \gamma^*}^{1/2} z + o_p(1)$$

and hence $2[\tilde{\ell}(\hat{\eta}_\gamma) - \tilde{\ell}(\hat{\eta}_{\gamma^*})] = O_p(1)$. The case $\gamma^* \not\subset \gamma$ follows, as in Proposition 3, from the law of large numbers and uniform convergence, the latter being guaranteed by the log-likelihood's concavity and Pollard's convexity lemma [Pollard, 1991] and its extension in Lemma 1. Finally, the concavity of the expected log-likelihood in a neighbourhood of the KL optimal value, established in the proof of Proposition 8, guarantees that the fourth term in (13.4) remains as in Proposition 3.

16 Theory for log-concave likelihoods

We extend our theory to general concave log-likelihood settings, including generalized linear models under the natural parameter such as logistic or Poisson regression. The main result is that misspecified Bayes factors are asymptotically equivalent to their Laplace approximation, the technical basis for the result builds on the asymptotic misspecified MLE normality results of Hjort and Pollard [2011]. The consequence is that, under minimal conditions, one obtains Bayes factor rates of the same form as in Propositions 3- 4. The validity of Laplace approximations was also studied in Kass et al. [1990] for even more general likelihoods, where the authors remarkably bounded the relative error, our contribution is considering misspecification and that our technical conditions are significantly simpler, albeit restricted to log-concave likelihoods. We briefly outline the conditions and the strategy how to check them.

Let $(y_i, z_i) \sim F_0$ independently for $i = 1, \dots, n$. Let the optimal parameter value be

$$\eta_\gamma^* = \arg \max_{\eta_\gamma} \mathbb{E}_{F_0} [\log p(y_1, z_1 \mid \eta_\gamma, \gamma)],$$

and $H(\eta_\gamma^*)$ the observed log-likelihood hessian evaluated at $\eta_\gamma = \eta_\gamma^*$. Let

$$A_n(s) = \log p(y \mid \hat{\eta}_\gamma, \gamma) - \log p(y \mid \hat{\eta}_\gamma + s/\sqrt{n}, \gamma) = -\frac{s^\top H(\eta_\gamma^*)s}{2n} + r_n(s/\sqrt{n}),$$

where r_n is the error in the second-order Taylor log-likelihood expansion at η_γ^* . Assume that

D1. $\hat{\eta}_\gamma \xrightarrow{P} \eta_\gamma^*$ under F_0 , as $n \rightarrow \infty$.

D2. $H(\eta_\gamma^*)/n \xrightarrow{P} H_\gamma^*$ under F_0 , as $n \rightarrow \infty$, for positive-definite H_γ^* .

D3. $\pi(\eta_\gamma \mid \gamma)$ is continuous at η_γ^* and $\sup_{\eta_\gamma} \pi(\eta_\gamma \mid \gamma) \leq C$ for a constant C .

Conditions D1-D3 are minimal. If one assumes that η_γ has bounded support, then D1 holds [Hjort and Pollard, 2011] and D2 also holds provided $|H(\eta_\gamma^*)|$ has finite mean, by the continuous mapping theorem and strong law of large numbers. More generally one may show the asymptotic validity of a Taylor log-likelihood expansion around η_γ^* and establish asymptotic normality of $\hat{\eta}_\gamma$, see Theorem 4.1 in Hjort and Pollard [2011]. The boundedness prior condition in D3 can be relaxed, but simplifies the proof.

Proposition 10. Assume that $P(A_n(s) \text{ is convex in } s) \rightarrow 1$, as $n \rightarrow \infty$, and Conditions D1-D3. Then, as $n \rightarrow \infty$,

$$p(y \mid \gamma) \times \frac{n^{d_\gamma/2} |H_\gamma^*|^{1/2}}{p(y \mid \hat{\eta}_\gamma, \gamma) \pi(\eta_\gamma^* \mid \gamma) (2\pi)^{d_\gamma/2}} \xrightarrow{P} 1. \quad (16.1)$$

As an immediate corollary, for any local prior $B_{\gamma\gamma^*}$ is asymptotically equivalent to

$$e^{L(\gamma, \gamma^*)/2} \frac{\pi(\eta_\gamma^* \mid \gamma)}{\pi(\eta_{\gamma^*}^* \mid \gamma^*)} \left(\frac{2\pi}{n} \right)^{(d_\gamma - d_{\gamma^*})/2} \frac{|H_{\gamma^*}^*|^{1/2}}{|H_\gamma^*|^{1/2}},$$

where $L(\gamma, \gamma^*)$ is the likelihood-ratio test statistic between γ and γ^* . For non-local priors the term $\pi(\eta_\gamma^* \mid \gamma)$ can be zero, which requires studying the rate at which $\pi(\hat{\eta}_\gamma \mid \gamma)$ vanishes. One may then characterize $B_{\gamma\gamma^*}$ via the asymptotic distribution of $L(\gamma, \gamma^*)$, which follows directly after proving the validity of the log-likelihood Taylor expansion, to obtain the Bayes factor rates featuring in Proposition 3, 4 and 9. We refer the reader to their proofs for further details.

To prove Proposition 10 we recall Lemma A3 in Hjort and Pollard [2011], then state and prove a result on general conditions for the validity of Laplace approximations and finally prove the desired result for log-concave likelihoods.

16.1 Dominated convergence from pointwise convergence and bounded in probability

Lemma 2 establishes that the integral of a random function that converges pointwise in probability to a limit function, converges to the integral of the limit, provided the function can be bounded with probability tending to 1. The proof is a direct consequence of the Dominated Convergence Theorem, see Lemma A3 from Hjort and Pollard [2011].

Lemma 2. (Lemma A3 from Hjort and Pollard [2011]). Let $\{G_n(s, \omega_n)\}$ be a sequence of random functions, where ω_n is the random outcome with probability distribution F_0 . Suppose that $G_n(s, \omega_n) \xrightarrow{P} G(s)$, for each s , and that there exists a function $W(s)$ such that $\int W(s)ds < \infty$ and

$$\lim_{n \rightarrow \infty} P_{F_0}(\{w : G_n(s, \omega_n) \leq W(s) \text{ for all } s\}) = 1.$$

Then $\int G_n(s, \omega_n)ds \xrightarrow{P} \int G(s)ds$.

16.2 Asymptotic validity of Laplace approximation

Recall that we assume $(y_i, z_i) \sim F_0$ independently from $i = 1, \dots, n$. To ease notation let $\eta = \eta_\gamma$, $L_n(\eta) = p(y | \eta_\gamma, \gamma)$, $\pi(\eta) = \pi(\eta_\gamma | \gamma)$, $m_n = \int L_n(\eta) \pi(\eta) d\eta$ and $H_n = H(\eta_\gamma^*)$. where $\eta \in \Theta \subseteq \mathbb{R}^p$. Recall that

$$A_n(s) = \log L_n(\hat{\eta}) - \log L_n(\hat{\eta} + s/\sqrt{n}) = -\frac{1}{2} s^\top \frac{H_n}{n} s + r_n(s/\sqrt{n}),$$

where $r_n(\cdot)$ is continuous at 0.

Lemma 3. Assume that

1. *Consistency.* $\hat{\eta} \xrightarrow{P} \eta^*$, as $n \rightarrow \infty$.
2. *Pointwise convergence.* There exist a positive definite matrix H^* such that, as $n \rightarrow \infty$,

$$e^{-A_n(s)} \pi(\hat{\eta} + s/\sqrt{n}) \xrightarrow{P} e^{-\frac{1}{2} s^\top H^* s} \pi(\eta^*).$$

3. *Bounded in probability.* There exists a function $W(s)$ such that $\int W(s) ds < \infty$ and

$$\lim_{n \rightarrow \infty} P_{F_0} \left(e^{-A_n(s)} \pi(\hat{\eta} + s/\sqrt{n}) < W(s) \right) = 1.$$

Then

$$\frac{m_n n^{p/2}}{L_n(\hat{\eta})} \xrightarrow{P} \frac{\pi(\eta^*) (2\pi)^{p/2}}{|H^*|^{1/2}},$$

Proof. Note that

$$\begin{aligned} \frac{m_n}{L_n(\hat{\eta})} &= \int \exp\{\log L_n(\eta) - \log L_n(\hat{\eta})\} \pi(\eta) d\eta = \\ &= \frac{1}{n^{p/2}} \int \exp\{-[\log L_n(\hat{\eta} + s/\sqrt{n}) - \log L_n(\hat{\eta})]\} \pi(\hat{\eta} + s/\sqrt{n}) ds \\ &= \frac{1}{n^{p/2}} \int e^{-A_n(s)} \pi(\hat{\eta} + s/\sqrt{n}) ds, \end{aligned}$$

where we used the change of variables $s = \sqrt{n}(\eta - \hat{\eta})$, which has Jacobian equal to $n^{-p/2}$. Given the pointwise convergence and boundedness in probability assumptions, we can apply Lemma 2 to obtain

$$\int e^{-A_n(s)} \pi(\hat{\eta} + s/\sqrt{n}) ds \xrightarrow{P} \pi(\eta^*) \int e^{-\frac{1}{2} s^\top H^* s} ds = \pi(\eta^*) \frac{(2\pi)^{p/2}}{|H^*|^{1/2}},$$

as we wished to prove. \square

16.3 Proof of Proposition 10

The proof is an adaptation of the proof of Theorem 4.2 in Hjort and Pollard [2011], using Lemmas 2 and 3. From the proof of Lemma 3,

$$\frac{m_n n^{p/2}}{L_n(\hat{\eta})} = \int e^{-A_n(s)} \pi(\hat{\eta} + s/\sqrt{n}) ds = \int e^{\frac{1}{2} s^\top (H_n/n) s + r_n(s/\sqrt{n})} \pi(\hat{\eta} + s/\sqrt{n}) ds.$$

If the conditions in Lemma 3 hold, then

$$\frac{m_n n^{p/2}}{L_n(\hat{\eta})} \xrightarrow{P} \int e^{\frac{1}{2} s^\top H^* s} ds = \frac{(2\pi)^{p/2}}{|H^*|^{1/2}} > 0,$$

proving the result. Hence we just need to check that Conditions 2-3 in Lemma 3 are satisfied. Our Assumptions 2-3, along with $r_n(\cdot)$ being continuous at 0, guarantee pointwise convergence of $e^{-A_n(s)} \pi(\hat{\eta} + s/\sqrt{n})$ to $e^{-\frac{1}{2} s^\top H^* s} \pi(\eta^*)$ for any fixed s , as $n \rightarrow \infty$, satisfying Condition 2 in Lemma 3. To verify Condition 3 in Lemma 3 we need to find an integrable function $W(s)$ that bounds $e^{-A_n(s)} \pi(\hat{\eta} + s/\sqrt{n})$ with probability tending to 1. First, note that $\pi(\hat{\eta} + s/\sqrt{n}) < C$ by assumption, so it suffices to bound $e^{-A_n(s)}$. Second, given that $A_n(s)$ is convex with probability

tending to 1, $A_n(s)$ converges uniformly in probability to $-0.5s^\top H^*s$ in compact sets (Lemma 1 and the Convexity Lemma in Pollard, 1991). That is,

$$\sup_{s \in K} |A_n(s) - 0.5s^\top H^*s| \xrightarrow{P} 0,$$

for any compact $K \in S$, where $S \subseteq \eta$ is an open convex set. Take the set defined by $\|s\| \leq 1$ and define, within that set

$$e^{-A_n(s)} \leq e^{-\frac{1}{2}s^\top H^*s} e^{\sup_{\|s\| \leq 1} |A_n(s) - \frac{1}{2}s^\top H^*s|} \xrightarrow{P} e^{-\frac{1}{2}s^\top H^*s},$$

therefore for $\|s\| \leq 1$ we may define $W(s) = aCe^{-\frac{1}{2}s^\top H^*s}$ for any constant $a > 1$, which is integrable.

To define $W(s)$ for $\|s\| > 1$, from the convexity of $A_n(s)$ it follows that $A_n(s) \geq \gamma_n\|s\|$ for $\|s\| \geq 1$, where $\gamma_n = \inf_{\|t\|=1} A_n(t)$ (see Lemma 4 below). Further $\gamma_n \xrightarrow{P} \gamma_0 = \inf_{\|t\|=1} 0.5t^\top H^*t < \infty$, where finiteness follows from H^* being finite, and $\gamma_n \xrightarrow{P} \gamma_0$ from Lemma 2 (nearness of argmins) in Hjort and Pollard [2011] by noting that $A_n(s)$ is convex and converges uniformly to $0.5s^\top H^*s$ in compact sets, and that

$$\inf_{\|s-s_0\| < \delta} -\frac{1}{2}s^\top H^*s + \frac{1}{2}s_0^\top H^*s_0 - s_0^\top s,$$

where $s_0 = \arg \min -0.5s^\top H^*s$ is bounded below by a positive constant for each fixed δ , since H^* is positive definite. Hence for $\|s\| > 1$ it holds that

$$e^{-A_n(s)} \leq e^{-\gamma_n\|s\|} \xrightarrow{P} e^{-\gamma_0\|s\|},$$

where $\int_{\|s\| > 1} e^{-\gamma_0\|s\|} < \infty$. Hence for $\|s\| > 1$ we may define the integrable function $W(s) = aCe^{-\gamma_0\|s\|}$ for any constant $a > 1$. To summarize, $e^{-A_n(s)}\pi(\hat{\eta} + s/\sqrt{n}) \leq W(s)$ with probability tending to 1, where $\int_{\|s\| \leq 1} W(s)ds + \int_{\|s\| > 1} W(s)ds < \infty$, satisfying Condition 3 in Lemma 3. As a final remark, note that the proof applies to any norm $\|s\|$ in \mathbb{R}^p .

Lemma 4. *Let $A_n(s)$ be a convex function such that $A_n(0) = 0$, and let $\gamma_n = \inf_{\|t\|=1} A_n(t)$. Then $A_n(s) \geq \gamma_n\|s\|$ for any $\|s\| > 1$.*

Proof. Let s be a point outside the unit ball, i.e. $s = lu$ where $\|u\| = 1$ and $l > 1$. Convexity of $A_n(s)$ implies

$$A_n(u) \leq \left(1 - \frac{1}{l}\right) A_n(0) + \frac{1}{l} A_n(s) = \frac{1}{l} A_n(s)$$

and, since $\|s\| = l$, $A_n(s) = \|s\|A_n(u) \geq \|s\|\inf_{\|t\|=1} A_n(t)$. □

Method	n	$\hat{\gamma} = \gamma^*$	$\pi(\gamma^* y, \hat{\gamma} = \gamma^*)$	Truly active selected	Truly inactive selected
AFT-pMOMZ	100	0.380	0.331	1.34	0.37
AFT-pMOMZ	500	0.960	0.824	2.00	0.04
AFT-Zellner	100	0.284	0.651	1.03	0.09
AFT-Zellner	500	1.000	0.957	2.00	0.00
Cox-piMOM	100	0.328	0.379	1.37	0.36
Cox-piMOM	500	0.888	0.717	2.00	0.12
AFT-LASSO	100	0.004	-	0.89	5.90
AFT-LASSO	500	0.008	-	1.72	15.96
Cox-LASSO	100	0.028	-	1.78	8.24
Cox-LASSO	500	0.004	-	2.00	14.06

Table 2: Scenario 1, $p = 50$. Proportion of correctly selected models ($\hat{\gamma} = \gamma^*$) for uncensored and censored data, average posterior model probability when the correct model was selected, number of truly active and truly inactive variables $\hat{\gamma}$

Method	n	$\hat{\gamma} = \gamma^*$	$\pi(\gamma^* y, \hat{\gamma} = \gamma^*)$	Truly active selected	Truly inactive selected
AFT-pMOMZ	100	0.192	0.376	1.12	0.27
AFT-pMOMZ	500	0.936	0.854	1.96	0.03
AFT-Zellner	100	0.096	0.612	0.86	0.08
AFT-Zellner	500	0.872	0.925	1.87	0.00
Cox-piMOM	100	0.060	0.333	0.92	0.29
Cox-piMOM	500	0.876	0.851	1.90	0.04
AFT-LASSO	100	0.000	-	0.45	5.28
AFT-LASSO	500	0.000	-	1.49	13.93
Cox-LASSO	100	0.012	-	1.22	5.72
Cox-LASSO	500	0.012	-	1.99	10.42

Table 3: Scenario 2, $p = 50$. Proportion of correctly selected models ($\hat{\gamma} = \gamma^*$) for uncensored and censored data, average posterior model probability when the correct model was selected, number of truly active and truly inactive variables $\hat{\gamma}$

17 Additional Figures and Tables

17.1 Simulation study

Method	n	$\hat{\gamma} = \gamma^*$	$\pi(\gamma^* y, \hat{\gamma} = \gamma^*)$	Truly active selected	Truly inactive selected
AFT-pMOMZ	100	0.504	0.357	1.54	0.26
AFT-pMOMZ	500	0.972	0.829	2.00	0.03
AFT-Zellner	100	0.364	0.663	1.29	0.05
AFT-Zellner	500	1.000	0.963	2.00	0.00
Cox-piMOM	100	0.368	0.398	1.45	0.31
Cox-piMOM	500	0.896	0.727	2.00	0.12
AFT-LASSO	100	0.004	-	1.01	7.16
AFT-LASSO	500	0.004	-	1.01	7.16
Cox-LASSO	100	0.020	-	1.83	8.37
Cox-LASSO	500	0.000	-	2.00	14.17

Table 4: Scenario 3, $p = 50$. Proportion of correctly selected models ($\hat{\gamma} = \gamma^*$) for uncensored and censored data, average posterior model probability when the correct model was selected, number of truly active and truly inactive variables $\hat{\gamma}$

Method	n	$\hat{\gamma} = \gamma^*$	$\pi(\gamma^* y, \hat{\gamma} = \gamma^*)$	Truly active selected	Truly inactive selected
AFT-pMOMZ	100	0.220	0.412	1.13	0.34
AFT-pMOMZ	500	0.960	0.869	2.00	0.04
AFT-Zellner	100	0.108	0.632	0.77	0.09
AFT-Zellner	500	0.976	0.946	1.98	0.00
Cox-piMOM	100	0.072	0.397	0.89	0.33
Cox-piMOM	500	0.932	0.853	1.97	0.04
AFT-LASSO	100	0.000		0.38	5.35
AFT-LASSO	500	0.000		0.38	5.35
Cox-LASSO	100	0.004		1.28	6.12
Cox-LASSO	500	0.016		2.00	10.31

Table 5: Scenario 4, $p = 50$. Proportion of correctly selected models ($\hat{\gamma} = \gamma^*$) for uncensored and censored data, average posterior model probability when the correct model was selected, number of truly active and truly inactive variables $\hat{\gamma}$

Method	n	$\hat{\gamma} = \gamma^*$	$\pi(\gamma^* y, \hat{\gamma} = \gamma^*)$	Truly active selected	Truly inactive selected
AFT pMOMZ	100	0.272	0.341	1.03	0.30
AFT pMOMZ	500	0.940	0.835	1.99	0.07
AFT Zellner	100	0.128	0.653	0.75	0.06
AFT Zellner	500	0.976	0.945	1.98	0.01
Cox iMOM	100	0.196	0.393	1.18	0.22
Cox iMOM	500	0.956	0.763	2.00	0.04
AFT LASSO	100	0.000		0.78	5.84
AFT LASSO	500	0.000		0.78	5.84
Cox LASSO	100	0.004		1.59	7.46
Cox LASSO	500	0.008		2.00	12.73

Table 6: Scenario 5, $p = 50$. Proportion of correctly selected models ($\hat{\gamma} = \gamma^*$) for uncensored and censored data, average posterior model probability when the correct model was selected, number of truly active and truly inactive variables $\hat{\gamma}$

Method	n	$\hat{\gamma} = \gamma^*$	$\pi(\gamma^* y, \hat{\gamma} = \gamma^*)$	Truly active selected	Truly inactive selected
AFT pMOMZ	100	0.084	0.310	0.67	0.36
AFT pMOMZ	500	0.788	0.808	1.81	0.03
AFT Zellner	100	0.032	0.449	0.36	0.12
AFT Zellner	500	0.572	0.851	1.57	0.00
Cox iMOM	100	0.044	0.360	0.66	0.46
Cox iMOM	500	0.764	0.830	1.78	0.03
AFT LASSO	100	0.000		0.31	4.40
AFT LASSO	500	0.000		0.31	4.40
Cox LASSO	100	0.000		0.98	5.33
Cox LASSO	500	0.008		1.99	9.36

Table 7: Scenario 6, $p = 50$. Proportion of correctly selected models ($\hat{\gamma} = \gamma^*$) for uncensored and censored data, average posterior model probability when the correct model was selected, number of truly active and truly inactive variables $\hat{\gamma}$

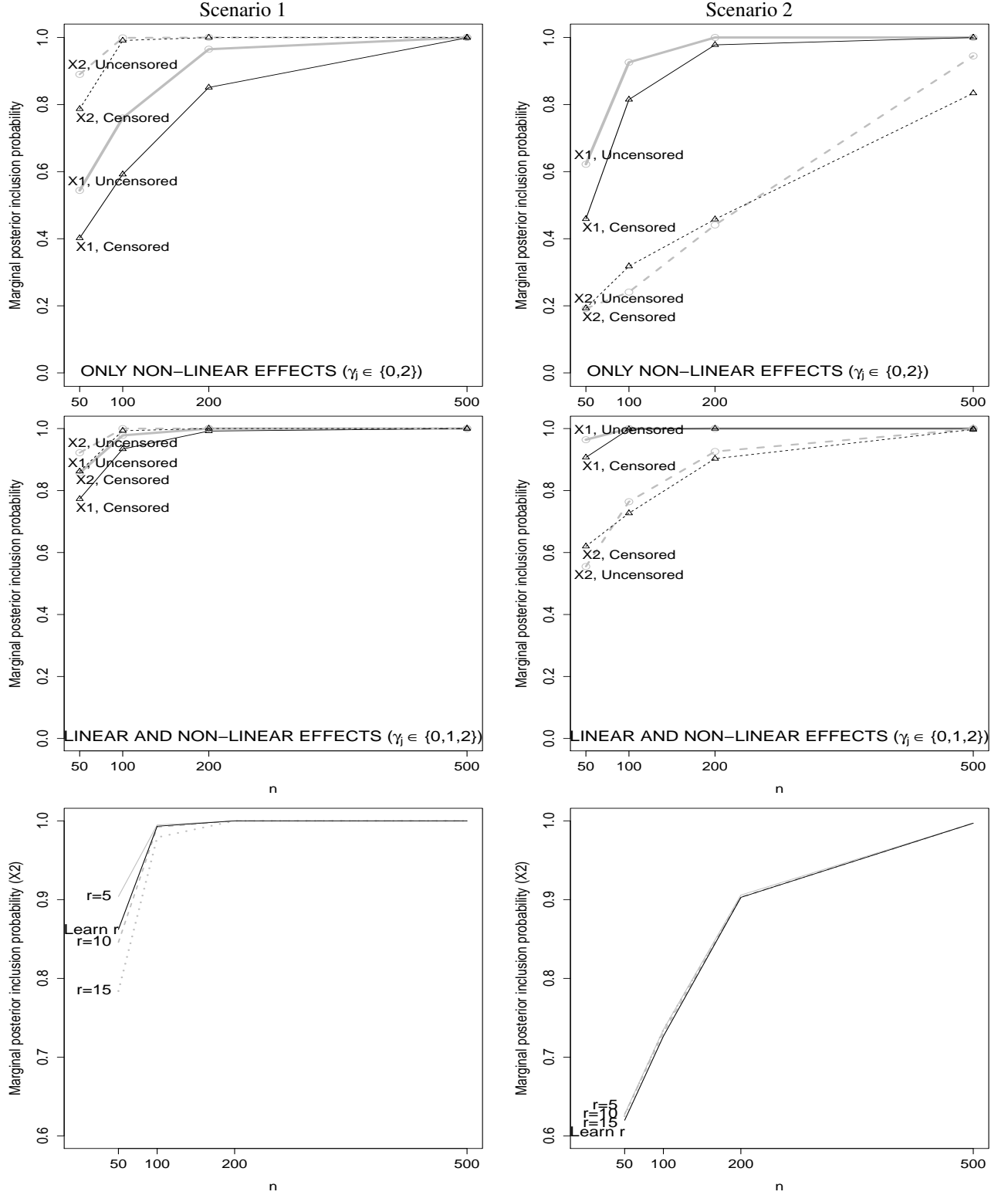


Figure 5: Scenarios 1-2. $p = 2$. Mean posterior inclusion probabilities for AFT-pMOMZ considering only non-linear (top) or both linear/non-linear (middle) effects. Spline dimension $r \in \{5, 10, 15\}$ learned from data. Bottom: comparison of $\pi(\gamma_2 \geq 1 | y)$ to fixed $r = 5, 10, 15$

[h]

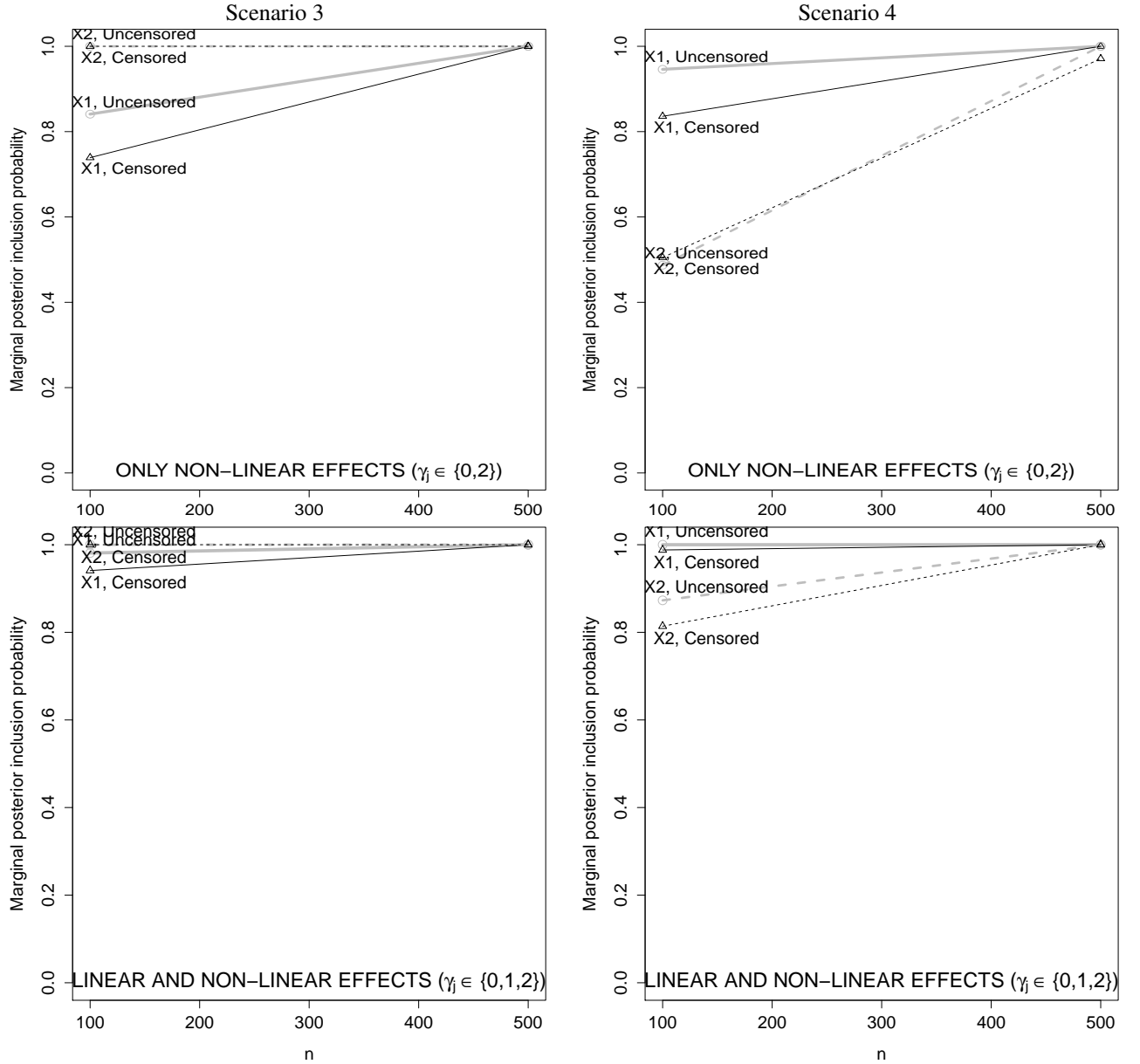


Figure 6: Scenarios 3-4. $p = 2$. Truly GH ($\mu = 0, \sigma = 0.5$) structure. Average marginal posterior inclusion probabilities under AFT-pMOMZ when considering only non-linear (top) or both linear/non-linear (bottom) effects.

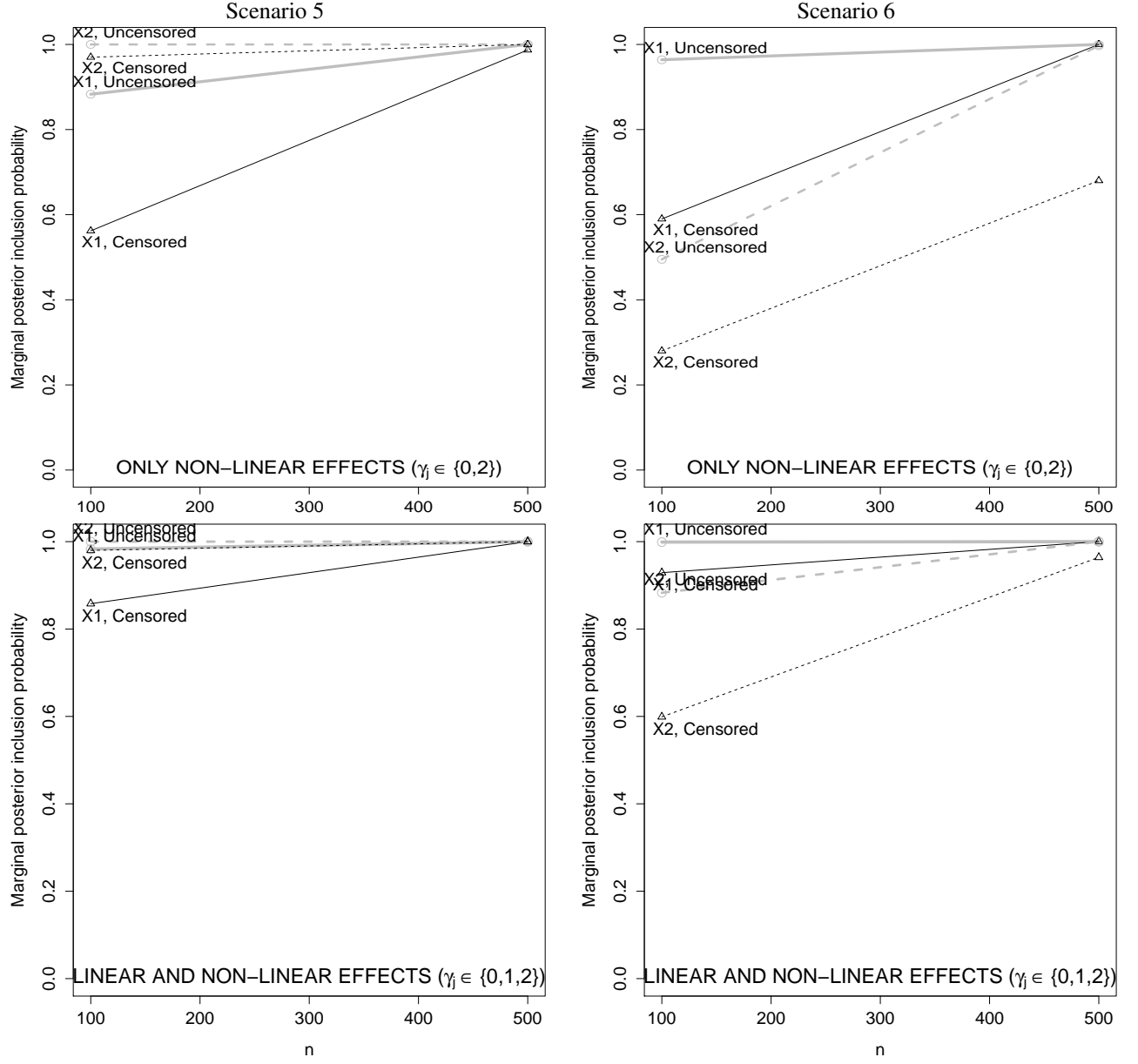


Figure 7: Scenarios 5-6. $p = 2$. Truly Proportional Hazards ($\mu = 0, \sigma = 0.8$) structure. Average marginal posterior inclusion probabilities under AFT-pMOMZ when considering only non-linear (top) or both linear/non-linear (bottom) effects

[h]

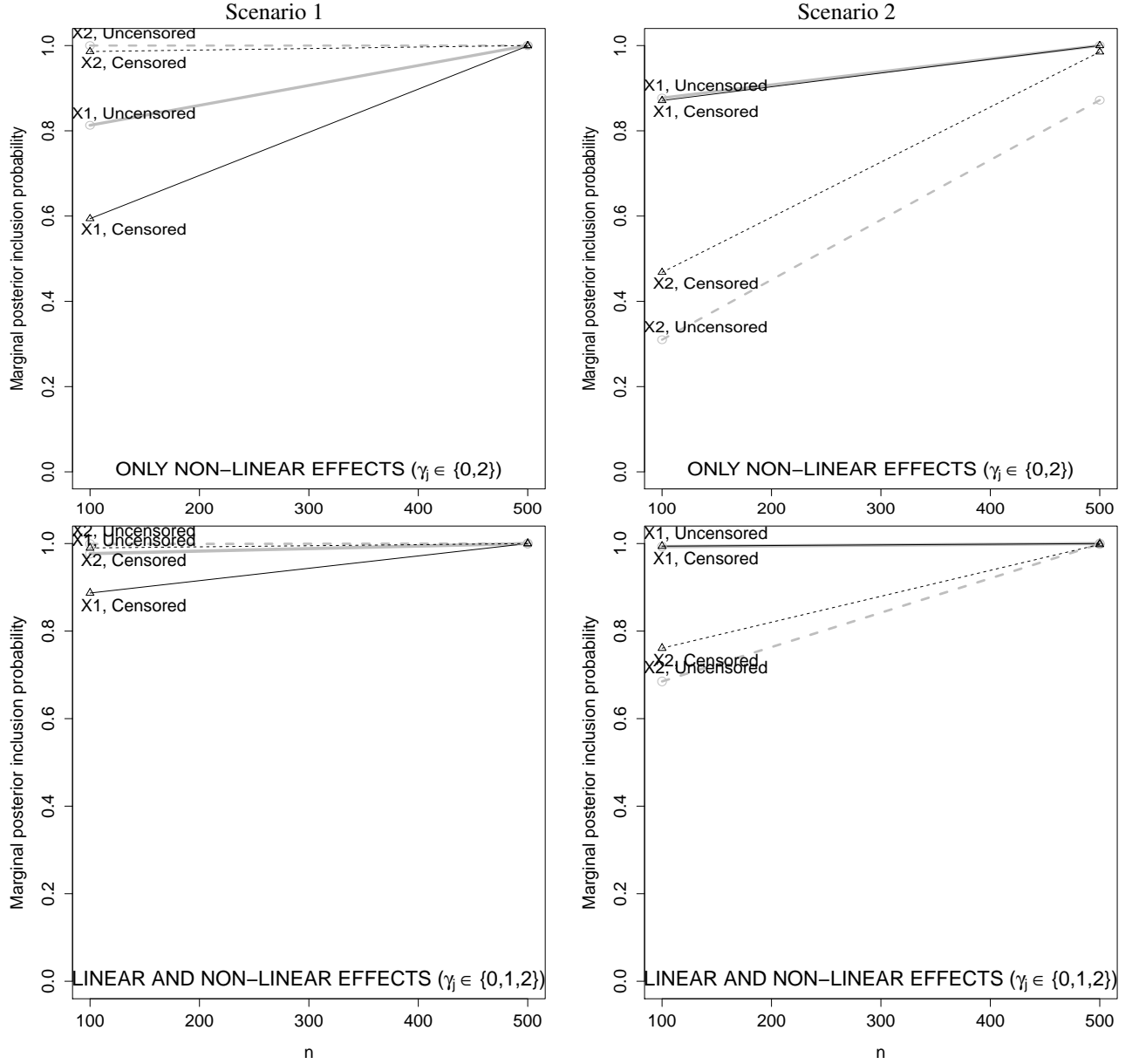


Figure 8: Scenarios 1-2. $p = 2$. Truly $\epsilon_i \sim \text{ALaplace}(0, s = 0.1, a = -0.5)$ errors. Average marginal posterior inclusion probabilities under AFT-pMOMZ when considering only non-linear (top) or both linear/non-linear (bottom) effects

[h]

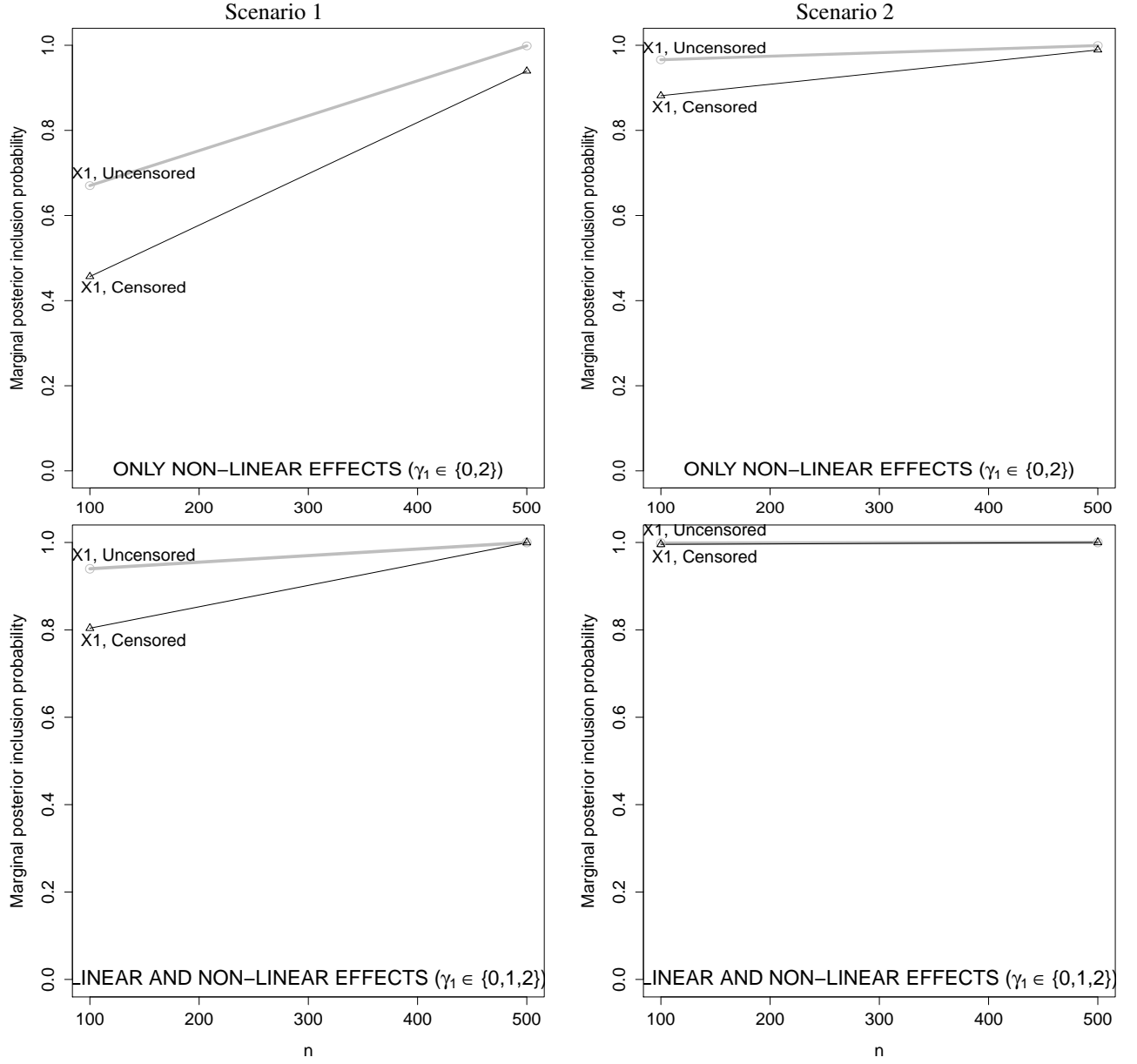


Figure 9: Scenarios 1-2. $p = 2$ with omitted x_{i2} . Average marginal posterior inclusion probabilities under AFT-pMOMZ when only considering non-linear (top) or both linear and non-linear (bottom) effects

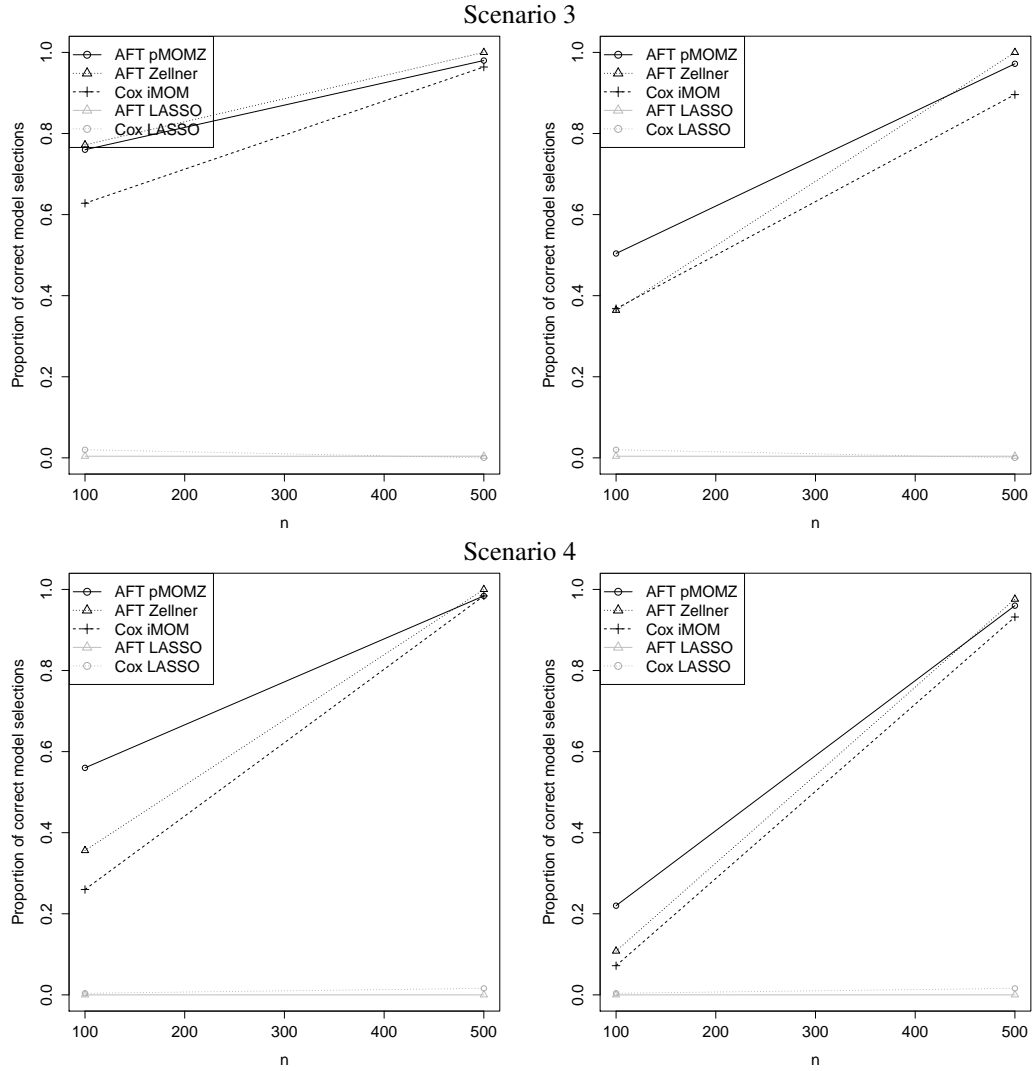


Figure 10: Scenarios 3-4, $p = 50$. Correct model selection proportion in uncensored (left) and censored (right) data

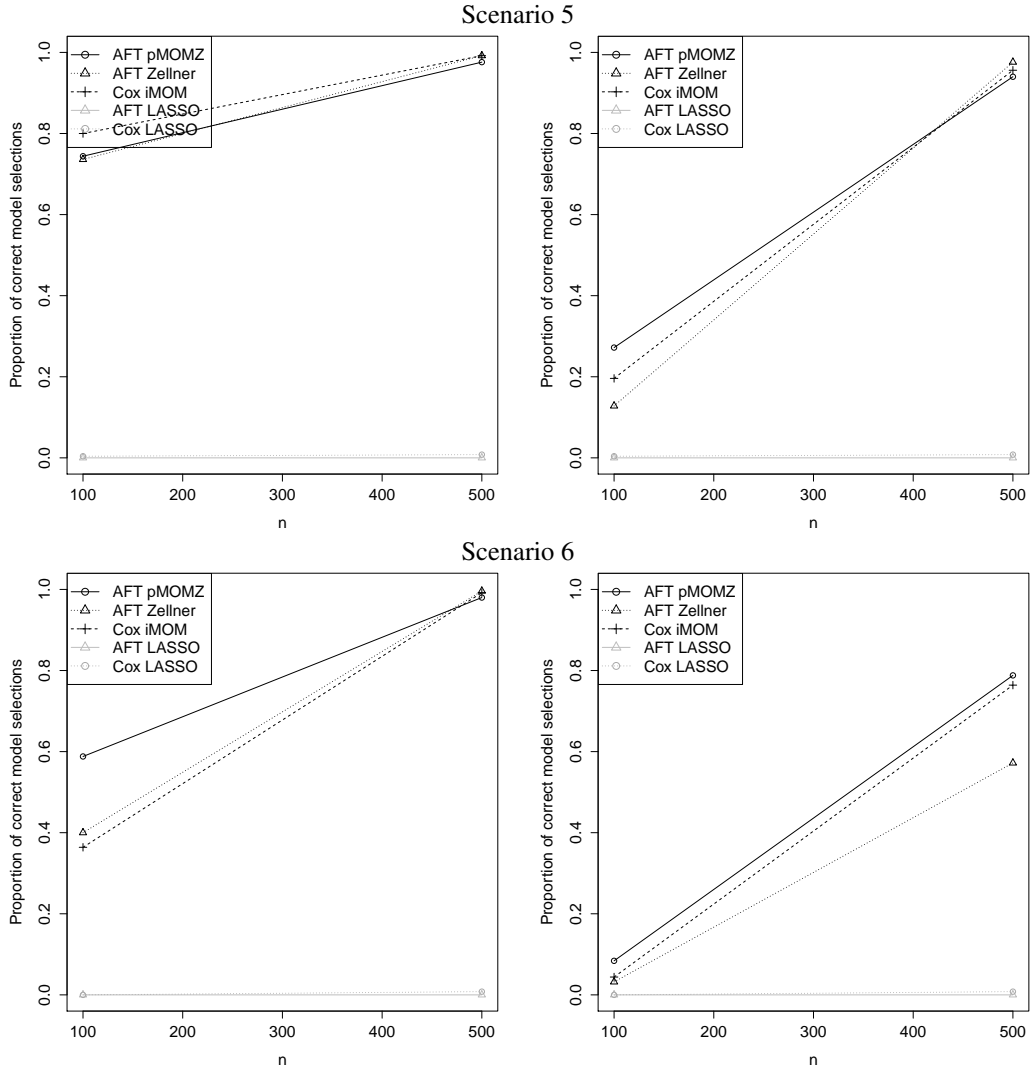


Figure 11: Scenarios 5-6, $p = 50$. Correct model selection proportion in uncensored (left) and censored (right) data

	Linear effects		Linear and non-linear	
AFT-pMOMZ	0.64	3.9	0.66	4.9
Cox-piMOM	0.53	2.1	0.67	1.0
Cox-LASSO	0.69	13.6	0.68	11.7
AFT-LASSO	0.51	20.8	0.45	14.9

Table 8: Leave-one-out cross-validation on colon cancer data. Concordance index (CI) and average number of selected parameters when considering only linear effects $\gamma_j \in \{0, 1\}$ ($p = 175$) and linear/non-linear effects $\gamma_j \in \{0, 1, 2\}$ ($p(r + 1) = 1050$)

17.2 TGFB data

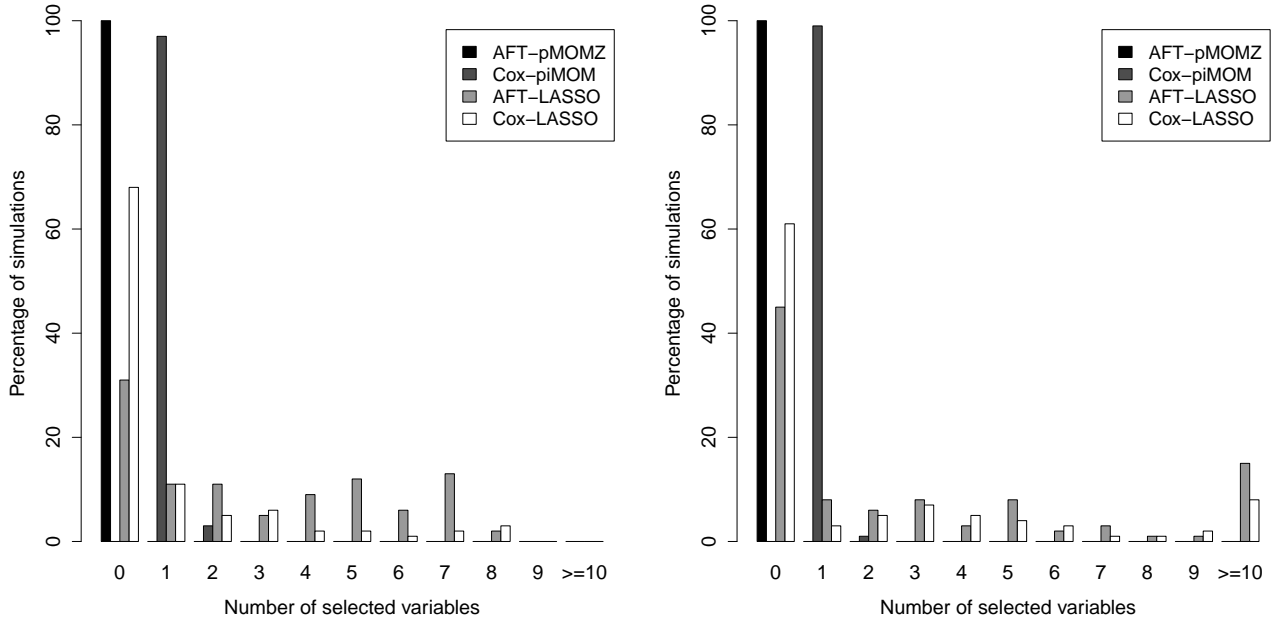


Figure 12: Number of false positives in permuted colon cancer data (100 permutations) when the design had 8 columns (left) for stage, linear and non-linear effect of TGFB and 175 columns (right) for stage and linear effect of 173 genes

Gene	NUSAP1	Contig46452_RC	LINC01520	NM_001109	NM_003430	NM_006398
Prob	0.965	0.411	0.306	0.286	0.258	0.217
Gene	NM_006727	GC11M123574	Contig40158_RC	NM_001565	NM_004131	Contig51202_RC
Prob	0.217	0.161	0.158	0.124	0.108	0.102

Table 9: Genes with marginal posterior probability greater than 10%.

Figure 14 shows the estimated time acceleration as a function of tumor stage and the expression of gene TGFB, as estimated via maximum likelihood estimation, for the model with only stage and TGFB (left) and the highest posterior probability model (right).

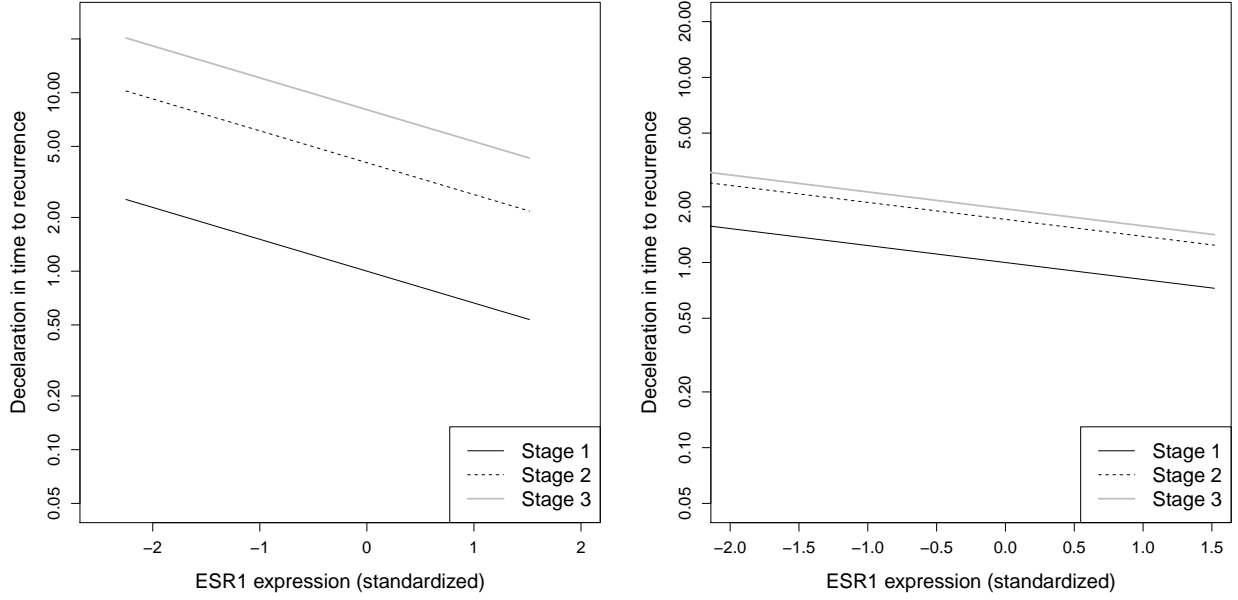


Figure 13: Estimated time deceleration due to stage and ESR1 expression (MLE). Model with stage and ESR1 (left) and stage, ESR1 with 8 genes with highest marginal posterior inclusion (right). ESR1 P-values: 0.003 (left), 0.1 (right)

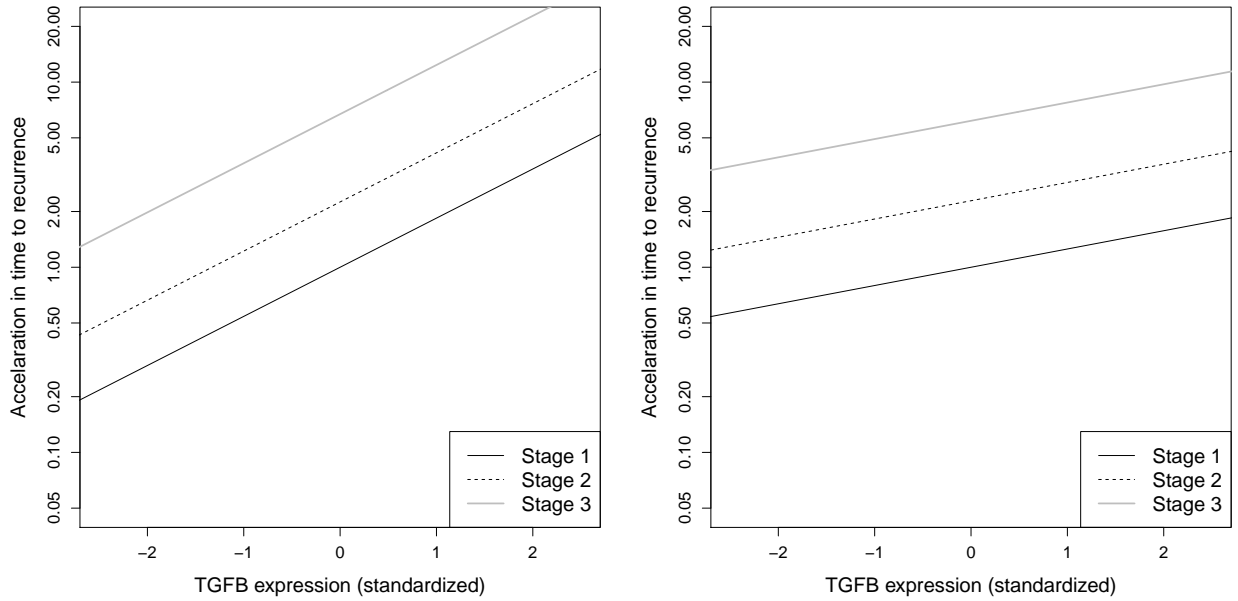


Figure 14: Estimated time acceleration due to stage and TGFB expression (maximum likelihood). Model with stage and TGFB (left) and stage, TGFB, FLT1, ESM1, GAS1 (right). TGFB P-values: 0.001 (left), 0.281 (right)

17.3 Effect of ESR1 on breast cancer prognosis

The expression of the estrogen receptor alpha gene (ESR1) is associated with therapeutic resistance and metastasis in breast cancer [Lei et al., 2019]. Lum et al. [2013] studied the effect of 1,553 genes and ESR1 on survival (time until recurrence). We analyzed their $n = 272$ patients with recorded survival. As covariates we used tumor stage (2 dummy indicators), age, chemotherapy (binary), ESR1 and the 1,553 genes, for a total of $p = 1,557$.

We first used AFT-pMOMZ to perform selection only on stage and ESR1. The top model had 0.974 posterior probability and included stage and a linear effect of ESR1, confirming that ESR1 is associated with prognosis. The posterior

marginal inclusion probability for a non-linear effect of ESR1 was only 0.002. As an additional check, the MLE under the top model gave P-values < 0.001 for stage and ESR1. Patients in stages 2 and 3 were estimated to experience recurrence 4.053 and 8.030 times faster (respectively) relative to stage 1, and a unit standard deviation in ESR1 was associated with a 0.663 deceleration in recurrence time. Figure 13 (left) shows the estimated deceleration.

Next, we extended the exercise to all 1,557 variables. The top model contained age and the genes NUSAP1, GC11M123574 and Contig46452_RC. Table 9 shows the 10 genes with largest posterior inclusion probabilities. Interestingly, the marginal inclusion probability for ESR1 was only 0.008, *i.e.* after accounting for other genes ESR1 did not show an effect on survival. For confirmation we fitted via MLE the model with the top 8 genes in Table 9, stage and ESR1. The P-value for ESR1 was 0.1 and its estimated effect was substantially reduced (Figure 13, right). As a further check, there appear to be plausible mechanisms how the selected genes may mediate the effect of ESR1 on survival. NUSAP1 plays a role in spindle microtubule organization that promotes cell proliferation and metastasis (genecards.org, Stelzer et al. [2016]), GC11M123574 is positively correlated with carcinoma-promising cell cycle regulator CKS1 and is regulated by cancer-associated transcription factor BCLAF1 [Lee et al., 2011], and Contig46452_RC belongs to a set of 100 reporter genes related to ESR1 selected for their prognostic power on breast cancer progression [Van't Veer et al., 2002].

References

- D.R. Cox. Regression models and life-tables. *Journal of the Royal Statistical Society. Series B*, 34(2):187–220, 1972.
- C.A. Struthers and J.D. Kalbfleisch. Misspecified proportional hazard models. *Biometrika*, 73(2):363–369, 1986.
- Z. Ying. A large sample study of rank estimation for censored regression data. *The Annals of Statistics*, 21(1):76–99, 1993.
- P.J. Solomon. Effect of misspecification of regression models in the analysis of survival data. *Biometrika*, 71(2):291–298, 1984.
- A.G. DiRienzo and S.W. Lagakos. Effects of model misspecification on tests of no randomized treatment effect arising from Cox’s proportional hazards model. *Journal of the Royal Statistical Society B*, 63(4):745–757, 2001.
- J.L. Hutton and P.F. Monaghan. Choice of parametric accelerated life and proportional hazards models for survival data: asymptotic results. *Lifetime Data Analysis*, 8(4):375–393, 2002.
- S. Hattori. Testing the no-treatment effect based on a possibly misspecified accelerated failure time model. *Statistics & Probability Letters*, 82(2):371–377, 2012.
- N. Keiding, P.K. Andersen, and J.P. Klein. The role of frailty models and accelerated failure time models in describing heterogeneity due to omitted covariates. *Statistics in Medicine*, 16(2):215–224, 1997.
- P. Hougaard. Frailty models for survival data. *Lifetime Data Analysis*, 1(3):255–273, 1995.
- J. Huang, S. Ma, and H. Xie. Regularized estimation in the accelerated failure time model with high-dimensional covariates. *Biometrics*, 62(3):813–820, 2006.
- N. Simon, J. Friedman, T. Hastie, and R. Tibshirani. Regularization paths for Cox’s proportional hazards model via coordinate descent. *Journal of Statistical Software*, 39(5):1, 2011.
- M.H. Rahaman-Khan and J.E.H. Shaw. Variable selection for accelerated lifetime models with synthesized estimation techniques. *Statistical Methods in Medical Research*, 28(3):937–952, 2019.
- X. Tong, L. Zhu, C. Leng, W. Leisenring, and L.L. Robison. A general semiparametric hazards regression model: efficient estimation and structure selection. *Statistics in Medicine*, 32(28):4980–4994, 2013.
- Z. Zhang, S. Sinha, T. Maiti, and E. Shipp. Bayesian variable selection in the accelerated failure time model with an application to the surveillance, epidemiology, and end results breast cancer data. *Statistical Methods in Medical Research*, 27(4):1–25, 2018.
- R. Tibshirani. The lasso method for variable selection in the Cox model. *Statistics in Medicine*, 16(4):385–395, 1997.
- D. Faraggi and R. Simon. Bayesian variable selection method for censored survival data. *Biometrics*, 54(4):1475–1485, 1998.
- N. Sha, M.G. Tadesse, and M. Vannucci. Bayesian variable selection for the analysis of microarray data with censored outcomes. *Bioinformatics*, 22(18):2262–2268, 2006.
- J.G. Ibrahim, M.H. Chen, and S.N. MacEachern. Bayesian variable selection for proportional hazards models. *Canadian Journal of Statistics*, 27(4):701–717, 1999.
- D.B. Dunson and A.H. Herring. Bayesian model selection and averaging in additive and proportional hazards models. *Lifetime Data Analysis*, 11(2):213–232, 2005.
- A. Nikooienejad, W. Wang, and V.E. Johnson. Bayesian variable selection for survival data using inverse moment priors. *Annals of Applied Statistics*, 14:809–828, 2020.
- V.E. Johnson and D. Rossell. On the use of non-local prior densities in Bayesian hypothesis tests. *Journal of the Royal Statistical Society: Series B*, 72(2):143–170, 2010.
- V.E. Johnson and D. Rossell. Bayesian model selection in high-dimensional settings. *Journal of the American Statistical Association*, 107(498):649–660, 2012.
- J.G. Ibrahim and M.H. Chen. *Bayesian Model Selection in Survival Analysis*. American Cancer Society, 2014.
- D. Rossell and F.J. Rubio. Tractable Bayesian variable selection: beyond normality. *Journal of the American Statistical Association*, 113:1742–1758, 2018.
- S.N. Wood. *Generalized Additive Models: an introduction with R*. Chapman and Hall/CRC, New York, 2017.
- J. Burridge. A note on maximum likelihood estimation for regression models using grouped data. *Journal of the Royal Statistical Society: Series B*, 43(1):41–45, 1981.
- M.J. Silvapulle and J. Burridge. Existence of maximum likelihood estimates in regression models for grouped and ungrouped data. *Journal of the Royal Statistical Society: Series B*, 48(1):100–106, 1986.

- Y.Q. Chen and N.P. Jewell. On a general class of semiparametric hazards regression models. *Biometrika*, 88(3):687–702, 2001.
- F. Scheipl, L. Fahrmeir, and T. Kneib. Spike-and-slab priors for function selection in structured additive regression models. *Journal of the American Statistical Association*, 107(500):1518–1532, 2012.
- P.R. Hahn and C.M. Carvalho. Decoupling shrinkage and selection in Bayesian linear models: a posterior summary perspective. *Journal of the American Statistical Association*, 110(509):435–448, 2015.
- D. Rossell and D. Telesca. Non-local priors for high-dimensional estimation. *Journal of the American Statistical Association*, 112(517):254–265, 2017.
- D. Rossell, D. Telesca, and V.E. Johnson. High-dimensional Bayesian classifiers using non-local priors. In *Statistical Models for Data Analysis XV*, pages 305–314. Springer, 2013.
- J.G. Scott and J.O. Berger. Bayes and empirical-Bayes multiplicity adjustment in the variable-selection problem. *The Annals of Statistics*, 38(5):2587–2619, 2010.
- I. Castillo, J. Schmidt-Hieber, and A.W. van der Vaart. Bayesian linear regression with sparse priors. *The Annals of Statistics*, 43(5):1986–2018, 2015.
- N.N. Narisetty and X. He. Bayesian variable selection with shrinking and diffusing priors. *The Annals of Statistics*, 42(2):789–817, 2014.
- D. Rossell. A framework for posterior consistency in model selection. *Bayesian Analysis*, in press, 2021.
- Guido Consonni, Dimitris Fouskakis, Brunero Liseo, and Ioannis Ntzoufras. Prior distributions for objective Bayesian analysis. *Bayesian Analysis*, 13(2):627–679, 2018.
- N.L. Hjort. On inference in parametric survival data models. *International Statistical Review / Revue Internationale de Statistique*, 60(3):355–387, 1992.
- N.L. Hjort and D. Pollard. Asymptotics for minimisers of convex processes. *arXiv*, 1107.3806:1–24, 2011.
- J. Ben Rosen. Minimum error bounds for multidimensional spline approximation. *Journal of Computer and System Sciences*, 5(4):430–452, 1971.
- Nan Laird and Donald Olivier. Covariance analysis of censored survival data using log-linear analysis techniques. *Journal of the American Statistical Association*, 76(374):231–240, 1981.
- A.A. Tsiatis. A large sample study of Cox’s regression model. *The Annals of Statistics*, 9(1):93–108, 1981.
- D.Y. Lin and L.J. Wei. The robust inference for the Cox proportional hazards model. *Journal of the American statistical Association*, 84(408):1074–1078, 1989.
- D. Rossell, O. Abril, and A. Bhattacharya. Approximate Laplace approximations for scalable model selection. *Journal of the Royal Statistical Society. Series B: Statistical Methodology*, 83(4):853–879, 2021.
- C. Sanderson and R. Curtin. Armadillo: a template-based C++ library for linear algebra. *Journal of Open Source Software*, 1(2):26, 2016.
- A. Gasull and F. Utzet. Approximating Mills ratio. *Journal of Mathematical Analysis and Applications*, 420(2):1832–1853, 2014.
- M. Abramowitz and I.A. Stegun. Handbook of mathematical functions with formulas, graphs, and mathematical table. In *US Department of Commerce. National Bureau of Standards Applied Mathematics series 55*, 1965.
- C.I. C. Lee. On Laplace continued fraction for the normal integral. *Annals of the Institute of Statistical Mathematics*, 44(1):107–120, 1992.
- G. Zanella and G. Roberts. Scalable importance tempering and Bayesian variable selection. *Journal of the Royal Statistical Society B*, 81(3):489–517, 2019.
- J.E. Griffin, Latuszynski, and M. F. J. Steel. In search of lost (mixing) time: Adaptive Markov chain monte carlo schemes for Bayesian variable selection with very large p. *Biometrika*, 108(1):53–69, 2020.
- Y. Yang, M.J. Wainwright, and M.I. Jordan. On the computational complexity of high-dimensional Bayesian variable selection. *The Annals of Statistics*, 44(6):2497–2532, 2016.
- N.G. Polson and L. Sun. Bayesian l0-regularized least squares. *Applied Stochastic Models in Business and Industry*, 35(3):717–731, 2018.
- A. Calon, E. Espinet, S. Palomo-Ponce, D.V.F. Tauriello, M. Iglesias, M.V. Céspedes, M. Sevillano, C. Nadal, P. Jung, X.H.F. Zhang, D. Byrom, A. Riera, D. Rossell, R. Mangues, J. Massague, E. Sancho, and E. Batlle. Dependency of colorectal cancer on a tgf-beta-driven programme in stromal cells for metastasis initiation. *Cancer Cell*, 22(5):571–584, 2012.

- G. Stelzer, N. Rosen, I. Plaschkes, S. Zimmerman, M. Twik, S. Fishilevich, T.I. Stein, R. Nudel, I. Lieder, Y. Mazor, S. Kaplan, D. Dahary, D. Warshawsky, Y. Guan-Golan, A. Kohn, N. Rappaport, M. Safran, and D. Lancet. The Genecards suite: from gene data mining to disease genome sequence analyses. *Current protocols in Bioinformatics*, 54(1):1–30, 2016.
- F.E. Harrell Jr., K.L. Lee, and D.B. Mark. Multivariable prognostic models: issues in developing models, evaluating assumptions and adequacy, and measuring and reducing errors. *Statistics in Medicine*, 15(4):361–387, 1996.
- M. Panov and V. Spokoiny. Finite sample Bernstein–von Mises theorem for semiparametric problems. *Bayesian Analysis*, 10(3):665–710, 2015.
- P.L. Loh. Statistical consistency and asymptotic normality for high-dimensional robust m -estimators. *The Annals of Statistics*, 45(2):866–896, 2017.
- Y. Yang and D. Pati. Bayesian model selection consistency and oracle inequality with intractable marginal likelihood. *arXiv*, 1701.00311:1–38, 2017.
- A.P. Dawid. The trouble with Bayes factors. Technical report, University College London, 1999.
- G. Schwarz. Estimating the dimension of a model. *The Annals of Statistics*, 6:461–464, 1978.
- R.E. Kass, L. Tierney, and J.B. Kadane. The validity of posterior expansions based on Laplace’s method. *Bayesian and likelihood methods in statistics and econometrics*, 7:473–488, 1990.
- T.M. Therneau and P.M. Grambsch. *Modeling Survival Data: Extending the Cox Model*. Springer, New York, 2000. ISBN 0-387-98784-3.
- P. Breheny and J. Huang. Coordinate descent algorithms for nonconvex penalized regression, with applications to biological feature selection. *The Annals of Applied Statistics*, 5(1):232, 2011.
- A.W. van der Vaart. *Asymptotic Statistics*. Cambridge University Press, New York, 1998.
- D. Pollard. Asymptotics for least absolute deviation regression estimators. *Econometric Theory*, 7(2):186–199, 1991.
- B. Baldessari. The distribution of a quadratic form of normal random variables. *The Annals of Mathematical Statistics*, 38(6):1700–1704, 1967.
- W.H. Wong. Theory of partial likelihood. *The Annals of Statistics*, 14(1):88–123, 1986.
- J. Fan and J. Jiang. Non-and semi-parametric modeling in survival analysis. In *New Developments in Biostatistics and Bioinformatics*, pages 3–33. World Scientific, 2009.
- P.J. Bickel. Comments on: Nonparametric inference with generalized likelihood ratio tests. *Test*, 16(3):445–447, 2007.
- M. Bottai and J. Zhang. Laplace regression with censored data. *Biometrical Journal*, 52(4):487–503, 2010.
- M. Bagnoli and T. Bergstrom. Log-concave probability and its applications. *Economic Theory*, 26(2):445–469, 2005.
- K.A. Doksum and M. Gasko. On a correspondence between models in binary regression analysis and in survival analysis. *International Statistical Review*, 58(3):243–252, 1990.
- A. Albert and J.A. Anderson. On the existence of maximum likelihood estimates in logistic regression models. *Biometrika*, 71(1):1–10, 1984.
- E. Lesaffre and A. Albert. Partial separation in logistic discrimination. *Journal of the Royal Statistical Society: Series B*, 51(1):109–116, 1989.
- G. Heinze and M. Schemper. A solution to the problem of separation in logistic regression. *Statistics in Medicine*, 21(16):2409–2419, 2002.
- J.T. Lei, X. Gou, S. Seker, and M.J. Ellis. ESR1 alterations and metastasis in estrogen receptor positive breast cancer. *Journal of Cancer Metastasis and Treatment*, 5:1–16, 2019.
- P.Y. Lum, G. Singh, A. Lehman, T. Ishkanov, M. Vejdemo-Johansson, M. Alagappan, J. Carlsson, and G. Carlsson. Extracting insights from the shape of complex data using topology. *Scientific Reports*, 3:1236, 2013.
- E.K. Lee, D.G. Kim, J.S. Kim, and Y. Yoon. Cell-cycle regulator Cks1 promotes hepatocellular carcinoma by supporting NF- κ B-dependent expression of interleukin-8. *Cancer Research*, 71(21):6827–6835, 2011.
- L.J. Van’t Veer, H. Dai, M.J. Van De Vijver, Y.D. He, A.A.M. Hart, M. Mao, H.L. Peterse, K. Van Der Kooy, M.J. Marton, A.T. Witteveen, et al. Gene expression profiling predicts clinical outcome of breast cancer. *Nature*, 415(6871):530, 2002.