

EFFECTIVE BILIPSCHITZ BOUNDS ON DRILLING AND FILLING

DAVID FUTER, JESSICA S. PURCELL, AND SAUL SCHLEIMER

ABSTRACT. This paper proves explicit bilipschitz bounds on the change in metric between the thick part of a cusped hyperbolic 3-manifold N and the thick part of any of its long Dehn fillings. Given a bilipschitz constant $J > 1$ and a thickness constant $\epsilon > 0$, we quantify how long a Dehn filling suffices to guarantee a J -bilipschitz map on ϵ -thick parts. A similar theorem without quantitative control was previously proved by Brock and Bromberg, applying Hodgson and Kerckhoff's theory of cone deformations. We achieve quantitative control by bounding the analytic quantities that control the infinitesimal change in metric during the cone deformation.

Our quantitative results have two immediate applications. First, we relate the Margulis number of N to the Margulis numbers of its Dehn fillings. In particular, we give a lower bound on the systole of any closed 3-manifold M whose Margulis number is less than 0.29. Combined with Shalen's upper bound on the volume of such a manifold, this gives a procedure to compute the finite list of 3-manifolds whose Margulis numbers are below 0.29.

Our second application is to the cosmetic surgery conjecture. Given the systole of a one-cusped hyperbolic manifold N , we produce an explicit upper bound on the length of a slope involved in a cosmetic surgery on N . This reduces the cosmetic surgery conjecture on N to an explicit finite search.

CONTENTS

1. Introduction	2
1.1. Prior work on cone deformations	3
1.2. Effective bilipschitz bounds	4
1.3. How to prove bilipschitz bounds	5
1.4. Application to Margulis numbers	7
1.5. Application to cosmetic surgeries	8
1.6. Organization	11
1.7. Acknowledgements	11
2. Cone-manifold basics	11
2.1. Covers and deck transformations	12
2.2. Injectivity radii, cusps, and tubes	13
3. Distance estimates in tubes and cusps	15
3.1. Tube radii	15
3.2. Distances between tori of fixed injectivity radius	16
3.3. Euclidean bounds	17
4. Maximal tubes and multi-tubes	17
4.1. Areas of maximal tubes	20
4.2. Injectivity radii	22
5. Existence of cone deformations	25
5.1. Background on cone deformations	25
5.2. Visual area and maximal tubes	26
5.3. Decreasing cone angles to 0	27

5.4. Increasing cone angles from 0	29
6. Bounding the boundary terms	31
6.1. Definitions and setup	31
6.2. Controlling length and visual area	32
6.3. Boundary terms for general tubes	35
6.4. Boundary terms along thin tubes	36
7. Short geodesics in a cone-manifold	41
7.1. Hyperbolic distance between lengths	41
7.2. The change in length	44
7.3. Application to cosmetic surgery	48
7.4. Controlling multiple geodesics	51
8. Bilipschitz estimates in the thick part	52
8.1. Bounding the pointwise norm	54
8.2. Corollaries and variations	56
9. Margulis numbers for cone-manifolds	57
9.1. Tubes realizing injectivity radii	57
9.2. Thick parts stay almost as thick	62
9.3. Applications	66
Appendix A. Hyperbolic trigonometry	70
References	71

1. INTRODUCTION

Dehn filling is the process of changing a compact 3-manifold by attaching solid tori to some number of its torus boundary components. For each boundary torus T , the choice of filling is determined by a *slope*: that is, an isotopy class of simple closed curve on T that will bound a disk in the attached solid torus. In the 1960s, Wallace and Lickorish showed that any closed, orientable 3-manifold is obtained by Dehn filling a link complement in S^3 [60, 42]. This established Dehn filling as an important technique in the study of 3-manifold topology.

Thurston pioneered the geometric study of Dehn surgery. When a compact 3-manifold with torus boundary has interior admitting a complete hyperbolic structure, the non-compact ends become *cusps* with torus cross-sections. The boundary torus of a cusp neighborhood inherits a Euclidean metric, and each slope inherits a Euclidean length. Thurston showed that complete hyperbolic structure on the interior of a manifold with torus boundary components can always be deformed to incomplete hyperbolic structures [59]. The space of such structures is called *hyperbolic Dehn surgery space*. The completions of such deformed structures are often not manifolds, but sometimes they are diffeomorphic to Dehn fillings of the original. When this happens, the completion is called a *hyperbolic Dehn filling*. Thurston also showed that as the Euclidean lengths of Dehn filling slopes approach infinity, the corresponding hyperbolic Dehn fillings approach the original manifold in the Gromov–Hausdorff topology. It follows that hyperbolic Dehn filling is an important technique in the study of 3-manifold geometry.

We are particularly interested in uniform and effective geometric estimates for Dehn filling. Here, *uniform* means that constants appearing in the estimates are independent of the underlying 3-manifold, while *effective* means that these constants are explicitly given. Many uniform estimates controlling fine-scale geometry under Dehn filling have previously been developed [11, 14, 33]. These estimates have played an important role in proving theorems about spaces of Kleinian groups [11, 12, 15, 43]; see Section 1.1 for more details. However, apart from theorems establishing the existence of hyperbolic structures [2, 33, 41] and bounding volume [22, 34], the previous results have not been effective. Explicit estimates are needed to apply Dehn filling techniques to the study of individual manifolds. In particular, where a computer algorithm depends on some theoretical

bound in order to know when to stop searching, only an explicit bound can make the algorithm implementable. Such explicit bounds on fine-scale geometry are provided for the first time in this paper.

The difference between effective and ineffective results can be illustrated as follows. Thurston’s Dehn surgery theorem [59], which says that all but finitely many surgeries on a hyperbolic manifold yield closed hyperbolic manifolds, is powerful but not effective or uniform. It does not say which slopes one needs to exclude, or even how the number of excluded slopes depends on the manifold. By contrast, the 6–theorem proved by Agol [2] and Lackenby [41] in 2000, which says that all surgeries of length greater than 6 yield hyperbolic manifolds, is more powerful precisely because it is effective. (The conclusion that the filled manifold is hyperbolic depends on Perelman’s proof of the geometrization conjecture, which occurred several years later.) In many applications, the 6–theorem is used to break a problem into cases: hyperbolic geometry handles the “generic” scenario, while ad-hoc methods handle the small, concrete list of exceptions. Our results have a similar effect, enabling computer-assisted proofs for *all* fillings of a manifold.

We present two applications. First, for any hyperbolic knot complement $S^3 - K$, we prove an effective upper bound on the length of a cosmetic surgery on K . This means that if two different Dehn fillings on K yield the same closed 3–manifold, the pair of fillings must come from an explicit finite list. See Corollary 1.10 in Section 1.5 for a precise statement. Thus a finite computer check establishes that knots up to 16 crossings have no cosmetic surgeries (Corollary 1.11). Second, Theorems 9.25 and 9.29 stated in Section 1.4 provide explicit control on the Margulis numbers of closed hyperbolic 3–manifolds.

1.1. Prior work on cone deformations. In 2002, just before the resolution of the geometrization conjecture, Hodgson and Kerckhoff proved the first effective, uniform version of Thurston’s Dehn surgery theorem [33]. They showed that, for all but 60 choices of slope s on a one-cusped hyperbolic manifold N , the filled manifold $N(s)$ is also hyperbolic. The slopes excluded by their theorem are the ones that have shortest *normalized length*; see Definition 1.3. Their method was to obtain a hyperbolic metric on $N(s)$ at the end of a one-parameter family of singular metrics, with cone-singularities of angle $0 \leq \alpha \leq 2\pi$ along the core of the Dehn filling solid torus. (See Section 2 for a careful definition of cone-manifolds and related notions.) When the cone angle starts at 0, the core is not present, and one obtains the complete hyperbolic metric on the cusped manifold N . When the cone angle becomes 2π , the singular solid torus becomes non-singular, and one has a complete hyperbolic metric on $N(s)$. Thus one has succeeded in performing hyperbolic Dehn filling.

The technique of deformation through cone structures, initiated by Hodgson and Kerckhoff [31], has been highly useful. In addition to proving uniform bounds on Dehn filling, Hodgson and Kerckhoff also gave bounds on volume change under Dehn filling, on the lengths of core geodesics [33], and on the shape of hyperbolic Dehn surgery space [34]. Purcell extended their techniques to give bounds on the change of cusp shape under cone deformation, applying the result to the geometry of knots in S^3 [53, 52]. Bromberg applied their methods to study deformations that run from cone angle 2π to 0, a process called *drilling*. Bromberg also extended their results from finite-volume to infinite-volume manifolds, and gave bounds on the change in length of a short, nonsingular geodesic [14]. We remark that the above-mentioned results bounding the change in length of a closed geodesic [14, 33] are uniform (independent of manifold) but not effective. We prove and apply effective versions of these results; see Corollary 6.13 and Corollary 7.20, which are also stated later in the introduction.

The application of cone deformations most relevant to this paper is the bilipschitz drilling theorem of Brock and Bromberg [11]. Building on Hodgson and Kerckhoff’s methods, Brock and Bromberg obtained uniform bilipschitz bounds relating the hyperbolic metrics at the two ends of the deformation. In the following theorem, μ_3 is the 3–dimensional Margulis constant. See Definition 1.4 for a review of the thick-thin decomposition and Definition 2.7 for a review of rank-one and rank-two cusps. The hypothesis that M is geometrically finite means that the convex core of M has finite volume. In particular, finite-volume manifolds are geometrically finite and have no rank one cusps.

Theorem 1.1 (Drilling theorem, [11]). *Fix $0 < \epsilon \leq \mu_3$ and $J > 1$. Then there is a number $\ell_0 = \ell_0(\epsilon, J) > 0$ such that the following holds for every geometrically finite hyperbolic 3-manifold M without rank-one cusps. Suppose that $\Sigma \subset M$ is a link composed of closed geodesics, whose total length is less than ℓ_0 . Then the inclusion*

$$\iota: (M - \Sigma) \hookrightarrow M$$

restricts to a J -bilipschitz diffeomorphism on the complement of ϵ -thin tubes about Σ .

Theorem 1.1 has had several important applications. Using earlier work of Bromberg [15], Brock and Bromberg used this result to prove the Bers–Sullivan–Thurston density conjecture for freely indecomposable Kleinian groups without parabolics [11]. (The proof of the full density conjecture relies upon the Ending Lamination Theorem, as in Ohshika [51] and Namazi–Souto [47].) In further applications, Bromberg [16] and Magid [43] used the drilling theorem to show that deformation spaces of Kleinian surface groups are not locally connected. Purcell and Souto used the drilling theorem to show that a large class of hyperbolic manifolds occurs as geometric limits of knot complements in S^3 [54]. Cooper, Futer, and Purcell used it to show that there are knots in S^3 with long, geodesic unknotting tunnels [18]. For each of these applications, it was important that the length cutoff ℓ_0 is independent of the manifold M .

However, the drilling theorem also has limitations. In particular, the constants are not effective: the dependence of the length cutoff $\ell_0(\epsilon, J)$ on the thickness constant ϵ and the bilipschitz constant J is not quantified. This means that, while Theorem 1.1 can be used in geometric limit arguments as in the previous paragraph, it is less suitable for studying individual manifolds. This is because it is never clear whether a given M satisfies the hypotheses. Furthermore, the ineffective form cannot be used in algorithms.

1.2. Effective bilipschitz bounds. One of the most important results of this paper is Theorem 9.30, which effectivizes Theorem 1.1. In the following corollary, $M^{\geq \epsilon}$ denotes the ϵ -thick part of M ; that is, all points of injectivity radius at least $\epsilon/2$. See Definition 2.14 for full details.

Theorem 1.2. *Fix $0 < \epsilon \leq \log 3$ and $J > 1$. Let M be a finite-volume hyperbolic 3-manifold and Σ a geodesic link in M whose total length ℓ satisfies*

$$\ell \leq \min \left\{ \frac{\epsilon^5}{6771 \cosh^5(0.6\epsilon + 0.1475)}, \frac{\epsilon^{5/2} \log(J)}{11.35} \right\}.$$

Then, setting $N = M - \Sigma$, and equipping it with its complete hyperbolic metric, there are natural J -bilipschitz inclusions

$$\varphi: M^{\geq \epsilon} \hookrightarrow N^{\geq \epsilon/1.2}, \quad \psi: N^{\geq \epsilon} \hookrightarrow M^{\geq \epsilon/1.2}.$$

Here $M^{\geq \epsilon}$ and $N^{\geq \epsilon}$ are the ϵ -thick parts of M and N , respectively. The compositions $\varphi \circ \psi$ and $\psi \circ \varphi$ are the identity wherever both maps are defined. Furthermore, φ and ψ are equivariant with respect to the symmetry group of the pair (M, Σ) .

Comparing the statements of Theorems 1.1 and 1.2 reveals several differences. Most notably, Theorem 1.2 is stronger, in that it gives looser hypotheses on ϵ as well as quantified hypotheses on $\ell = \text{len}(\Sigma)$ that ensure a J -bilipschitz map. However, Theorem 1.2 is slightly weaker in two respects. First, it assumes that M has finite volume. This assumption is convenient for our line of argument, but is not crucial: using algebraic and geometric limits, we have extended Theorem 1.2 to all hyperbolic 3-manifolds with finitely generated fundamental groups [26]. Second, Theorem 1.2 provides bilipschitz control on a smaller submanifold of M . While Theorem 1.1 excludes the ϵ -thin tubes about Σ , Theorem 1.2 excludes *all* the ϵ -thin regions of M , including all cusps as well as ϵ -thin tubes about geodesics that are not involved in the cone deformation.

While we do not know how to extend Theorem 1.2 into the ϵ -thin regions of M , we do have quantitative control over the change in complex length of a sufficiently short geodesic. Consider a closed geodesic $\gamma \subset M$, which corresponds to a loxodromic isometry $\varphi = \varphi(\gamma) \in \text{Isom}^+ \mathbb{H}^3$. This

loxodromic isometry φ has an invariant axis in \mathbb{H}^3 , which it translates by distance λ and rotates by angle τ . We define the *complex length* of γ to be $\mathcal{L}(\gamma) = \lambda + i\tau$. The tubular neighborhood of γ of some radius r , is determined up to isometry by r and $\mathcal{L}(\gamma)$; compare Definition 2.3. Thus controlling the change in complex length is the first step to controlling the geometry of an entire tube about γ .

We prove the following effective version of a result of Bromberg [14, Proposition 4.3].

Corollary 7.20. *Let M be a complete, finite volume hyperbolic 3-manifold. Let $\Sigma \cup \gamma$ be a geodesic link in M , where γ is connected. Let $\mathcal{L}_M(\gamma) = \text{len}_M(\gamma) + i\tau_M(\gamma)$ be the complex length of γ in the complete metric on M , and suppose that $\max(\text{len}_M(\Sigma), \text{len}_M(\gamma)) \leq 0.0735$. Then γ is also a geodesic in the complete metric on $N = M - \Sigma$, of complex length $\mathcal{L}_N(\gamma)$. Furthermore,*

$$1.9793^{-1} \leq \frac{\text{len}_N(\gamma)}{\text{len}_M(\gamma)} \leq 1.9793 \quad \text{and} \quad |\tau_N(\gamma) - \tau_M(\gamma)| \leq 0.05417.$$

When either Σ or γ is much shorter than 0.0735, the quantitative control over $\mathcal{L}(\gamma)$ improves dramatically. See Theorem 7.19 for the exact statement. We note that Corollary 7.20 also has an extension to all hyperbolic 3-manifolds with finitely generated fundamental groups [26].

1.3. How to prove bilipschitz bounds. Next, we outline some top-level steps in the proofs of Theorem 1.2 and Corollary 7.20. We begin by showing the existence of a one-parameter family of cone-manifolds interpolating between the complete hyperbolic metric on M and the complete hyperbolic metric on $N = M - \Sigma$.

Theorem 5.1. *Let M be a finite volume hyperbolic 3-manifold. Suppose that $\Sigma = \sigma_1 \cup \dots \cup \sigma_n$ is a geodesic link in M , whose components have lengths satisfying*

$$\ell_j = \text{len}_M(\sigma_j) \leq 0.0996 \quad \text{and} \quad \ell = \sum_{j=1}^n \ell_j \leq 0.15601.$$

Then the hyperbolic structure on M can be deformed to a complete hyperbolic structure on $M - \Sigma$ by decreasing the cone angle α_j along σ_j from 2π to 0. The cone angles on all components of Σ change in unison.

Theorem 5.1 is due to Hodgson and Kerckhoff [33, Corollary 6.3] in the special case where Σ is connected. We extend the result to a link Σ with an arbitrary number of components. The cone-manifolds along the deformation are denoted M_t , where $t \in [0, (2\pi)^2]$. Every component of Σ in M_t has cone angle $\alpha = \sqrt{t}$. Thus $t = 0$ corresponds to the complete metric on $N = M - \Sigma$, while $t = (2\pi)^2$ corresponds to the complete metric on M .

In fact, we show more: when $\ell = \text{len}_M(\Sigma)$ is small, every cone-manifold M_t has a large embedded tube about Σ . See Theorem 5.14 for the full statement. In the work of Hodgson and Kerckhoff [33, 34], the radius of this tube is the key ingredient in a number of analytic estimates that control the change in geometry. We work out effective versions of these estimates in Section 6.

These analytic estimates allow us to prove Theorem 8.3, which provides bilipschitz control on submanifolds of M that stay *thick* throughout the deformation. In the following corollary of Theorem 8.3, the submanifold $M_t^{\geq \delta}$ is the δ -thick part of the cone-manifold M_t in its singular metric g_t . See Definitions 1.4 and 2.14.

Corollary 8.16. *Fix $0 < \delta \leq 0.938$ and $J > 1$. Let M be a complete, finite volume hyperbolic 3-manifold. Let $\Sigma \subset M$ be a geodesic link whose total length ℓ satisfies*

$$\ell \leq \min \left\{ \frac{\delta^2}{17.11}, \frac{\delta^{5/2} \log(J)}{7.193} \right\}.$$

Let $W \subset M$ be any submanifold such that $W \subset M_t^{\geq \delta}$ for all t . Then, for all $a, b \in [0, (2\pi)^2]$, the identity map $\text{id}: (W, g_a) \rightarrow (W, g_b)$ is J -bilipschitz.

We also prove a version of Corollary 8.16 whose hypotheses are on the cusped manifold $N = M - \Sigma$ instead of the filled manifold M . Stating this version requires a definition.

Definition 1.3. Let N be a hyperbolic 3-manifold with rank-two cusps C_1, \dots, C_n . Choose a slope s_j for each cusp torus ∂C_j . The *normalized length* of s_j is

$$L_j = L(s_j) = \frac{\text{len}(s_j)}{\sqrt{\text{area}(\partial C_j)}},$$

where $\text{len}(s_j)$ is the length of a geodesic representative of s_j on ∂C_j .

Let $\mathbf{s} = (s_1, \dots, s_n)$ be the vector of all the slopes. We define the *total normalized length* $L = L(\mathbf{s})$ via the formula

$$\frac{1}{L^2} = \sum_{j=1}^n \frac{1}{L_j^2}.$$

Observe that each normalized length L_j is scale-invariant, hence does not depend on the choice of horospherical neighborhood of a cusp C_j .

Hodgson and Kerckhoff [34] proved that if \mathbf{s} is a vector of slopes in N whose total normalized length is $L(\mathbf{s}) \geq 7.5832$, then there is a family of cone-manifolds M_t interpolating from the complete metric on $N = M_0$ to the complete metric on $N(s_1, \dots, s_n) = M_{(2\pi)^2}$. See Theorem 5.17.

Neumann and Zagier [48, Proposition 4.3] showed that (asymptotically, for very long fillings) the normalized length of a slope $s_j \subset N$ closely predicts the length of the corresponding core curve in the filled manifold $N(s_1, \dots, s_n)$. Using the work of Hodgson–Kerckhoff [33, 34] and Magid [43], we make this relationship completely quantitative.

Corollary 6.13. *Suppose that M is a complete, finite volume hyperbolic 3-manifold and $\Sigma \subset M$ is a geodesic link such that one of the following hypotheses holds.*

- (1) *In the complete structure on $N = M - \Sigma$, the total normalized length of the meridians of Σ is $L \geq 7.823$.*
- (2) *In the complete structure on M , each component of Σ has length at most 0.0996 and the total length of Σ is $\ell \leq 0.1396$.*

Then

$$\frac{2\pi}{L^2 + 16.17} < \ell < \frac{2\pi}{L^2 - 28.78}.$$

Using an estimate closely related to Corollary 6.13, we can prove an analogue of Corollary 8.16 with hypotheses on the cusped manifold $N = M - \Sigma$.

Corollary 8.17. *Fix $0 < \delta \leq 0.938$ and $J > 1$. Let M be a complete, finite volume hyperbolic 3-manifold and Σ a geodesic link in M . Suppose that in the complete structure on $N = M - \Sigma$, the total normalized length L of the meridians of Σ satisfies*

$$L^2 \geq \max \left\{ \frac{107.6}{\delta^2} + 14.41, \frac{45.20}{\delta^{5/2} \log(J)} + 14.41 \right\}.$$

Let $W \subset M$ be any submanifold such that $W \subset M_t^{\geq \delta}$ for all t . Then, for all $a, b \in [0, (2\pi)^2]$, the identity map $\text{id}: (W, g_a) \rightarrow (W, g_b)$ is J -bilipschitz.

Now, to derive Theorem 1.2 from Corollary 8.16, we need a way to ensure (using only hypotheses on M or only hypotheses on $N = M - \Sigma$) that a given submanifold W remains in the thick part of a cone-manifold throughout a cone deformation. We do so via the following result.

Theorem 9.15. *Fix $0 < \epsilon \leq \log 3$ and $1 < J \leq e^{1/5}$. Let M be a complete, finite volume hyperbolic 3-manifold and $\Sigma \subset M$ a geodesic link. Suppose that $\ell = \text{len}(\Sigma)$ is bounded as follows:*

$$\ell \leq \frac{e^5 \log J}{496.1 J^5 \cosh^5(J\epsilon/2 + 0.1475)}$$

Then, for every $a, t \in [0, (2\pi)^2]$, the manifolds M_a and M_t in the deformation from $M - \Sigma$ to M satisfy

$$M_a^{\geq \epsilon} \subset M_t^{> \epsilon/J}.$$

The proof of Theorem 9.15 combines our previous work [25] with a close analogue of Corollary 8.16 (which provides stronger estimates under stronger hypotheses) to control the injectivity radius at a point $x \in M_t$ for a sub-interval of time. Then, it uses a delicate *crawling argument* (a continuous analogue of induction) to show that this sub-interval must be the entire time interval $[0, (2\pi)^2]$.

Setting $J_0 = 1.2 < e^{1/5}$ in Theorem 9.15, we learn that under appropriate hypotheses on ℓ , the containment $M^{\geq \epsilon} \subset M_t^{\geq \epsilon/1.2}$ holds for all t . Thus, on the submanifold $W = M^{\geq \epsilon}$, Corollary 8.16 gives bilipschitz control for all t . This proves Theorem 1.2.

A similar crawling argument, using the analytic estimates of Section 6, also proves Corollary 7.20. See also Corollary 7.24 for a very similar statement with hypotheses on $N = M - \Sigma$ rather than M .

1.4. Application to Margulis numbers. Observe that Brock and Bromberg’s Theorem 1.1 requires the thickness constant ϵ to be less than the Margulis constant μ_3 , whose value is currently unknown. (See Theorem 1.5 for the current state of knowledge.) By contrast, Theorem 1.2 makes no hypotheses regarding the Margulis constant. In fact, information flows in the opposite direction: we are able to use Corollary 8.16 and Theorem 9.15 to control the topology of the thin parts of the cone-manifolds M_t occurring during the deformation. This provides a strong application to Margulis numbers of (complete, non-singular) hyperbolic manifolds.

Definition 1.4. Let M be a hyperbolic 3-manifold. The ϵ -thin part of M is $M^{< \epsilon}$, which consists of all points of M lying on essential loops of length less than ϵ . We say that $\epsilon > 0$ is a *Margulis number* for M if every component of $M^{< \epsilon}$ is isometric to either a horocusp or an equidistant tube about a closed geodesic.

Note that if ϵ is a Margulis number for M , then so is every $\delta < \epsilon$, although $M^{< \delta}$ may have fewer components than $M^{< \epsilon}$. The *optimal Margulis number* of M is

$$\mu(M) = \sup\{\epsilon : \epsilon \text{ is a Margulis number for } M\}.$$

The (3-dimensional) *Margulis constant* is

$$\mu_3 = \inf\{\mu(M) : M \text{ is a hyperbolic 3-manifold}\}.$$

Margulis proved that $\mu_3 > 0$, but the exact value is unknown. The following theorem summarizes current knowledge about Margulis numbers and the Margulis constant.

Theorem 1.5. *Suppose that M is a non-singular hyperbolic 3-manifold.*

- (1) $\mu(M) \geq 0.104$ for every M , hence $\mu_3 \geq 0.104$.
- (2) $\mu(M_W) \leq 0.776$ for the Weeks manifold M_W , hence $\mu_3 \leq 0.776$.
- (3) $\mu(M) \geq \log 3 = 1.098\dots$ for every M that has infinite volume, and for every M such that $\dim H_1(M, \mathbb{Q}) \geq 3$.
- (4) $\mu(M) \geq 0.292$ for every M such that $\dim H_1(M, \mathbb{Q}) \geq 1$. This includes all non-closed hyperbolic 3-manifolds.
- (5) $\mu(M) \geq 0.29$ for every M with $\text{vol}(M) \geq 52.78$.
- (6) $\mu(M) \geq 0.29$ for all but finitely many hyperbolic 3-manifolds M .

Proof by references. Conclusion (1) is a theorem of Meyerhoff [44, Section 9]. Conclusion (2) is the result of a computation by Yarmola.

Conclusion (3) is a consequence of the “log 3 theorem” of Culler and Shalen [19, Theorem 9.1], combined with the Tameness and Density theorems for Kleinian groups [4, 17, 47, 50]. See Shalen [57, Proposition 3.12] for the derivation.

Conclusion (4) is a theorem of Culler and Shalen [20]. Conclusion (5) is a special case of a theorem of Shalen [57, Theorem 7.1], substituting $\lambda = 0.29$. Finally, (6) is a theorem of Shalen [56], proved using (4) and an algebraic limit argument. \square

Observe that Theorem 1.5.(6) is an ineffective statement: the algebraic limit argument does not give any way to find the finite list of manifolds with $\mu(M) < 0.29$. On the other hand, combining

Theorem 1.5.(5) with our results gives the following effective theorem. In this theorem, $\text{sys}(M)$ denotes the *systole* of M , namely the length of the shortest closed geodesic in M .

Theorem 9.29. *Let M be a non-singular hyperbolic 3-manifold.*

- (1) *If $\mu(M) \leq 0.2408$, then M is closed and $\text{vol}(M) \leq 36.12$. Furthermore, $\text{sys}(M) \geq 2.93 \times 10^{-7}$.*
- (2) *If $\mu(M) \leq 0.29$, then M is closed and $\text{vol}(M) \leq 52.78$. Furthermore, $\text{sys}(M) \geq 2.73 \times 10^{-8}$.*
- (3) *If $\mu(M) \leq 0.9536$, then M has finite volume and $k \in \{0, 1, 2\}$ cusps. The $(3 - k)$ shortest geodesics in M have total length at least 5.561×10^{-5} .*

We emphasize that parts (1) and (2) of the above statement are completely effective, because there exist algorithms to produce the finite list of manifolds with volume bounded above and systole bounded below by the given numbers. See Kobayashi and Rieck [40] for the details.

The proof of Theorem 9.29 uses many of the ingredients that were mentioned above. We will prove the contrapositive. For example, in the second case, suppose M contains a geodesic σ whose length is $\ell < 2.73 \times 10^{-8}$. Then there is a cone-deformation between M and $N = M - \sigma$. Theorem 9.15 says that for every t , the thin part $M_t^{<0.29}$ must be contained in the thin part $N^{<0.29^2}$, which is a union of tubes and cusps by Theorem 1.5.(4). Then, a somewhat delicate argument using immersed tubes (see Theorem 9.1) shows that $M_t^{<0.29}$ is also a union of tubes and cusps. In particular, $\mu(M) \geq 0.29$.

By a similar argument, we can show that long Dehn fillings of a cusped 3-manifold N have Margulis numbers similar to those of N .

Theorem 9.25. *Fix $0 < \epsilon \leq \log 3$ and $1 < J \leq e^{1/5}$. Let N be a cusped hyperbolic 3-manifold such that ϵ is a Margulis number of N . Let \mathbf{s} be a tuple of slopes on cusps of N whose normalized length $L = L(\mathbf{s})$ satisfies*

$$L(\mathbf{s})^2 \geq \frac{2\pi \cdot 496.1 J^5 \cosh^5(J\epsilon/2 + 0.1475)}{e^5 \log J} + 11.7.$$

Then $\delta = \min\{\epsilon/J, 0.962\}$ is a Margulis number for $M = N(\mathbf{s})$.

1.5. Application to cosmetic surgeries. The next application of our results is topological: we control cosmetic surgeries on 3-manifolds.

Definition 1.6. Let N be a compact oriented 3-manifold whose boundary is a single torus. Let s_1, s_2 be distinct slopes on ∂N . We call (s_1, s_2) a *cosmetic surgery pair* if there is a homeomorphism $\varphi: N(s_1) \rightarrow N(s_2)$. The pair is called *chirally cosmetic* if φ is orientation-reversing, and is called *purely cosmetic* if φ is orientation-preserving.

There are many examples of chirally cosmetic surgeries where N is Seifert fibered. See Bleiler–Hodgson–Weeks [6] for a survey, and Ni–Wu [49] for more examples. There is also one known example of a chirally cosmetic surgery pair where N and $N(s_i)$ are hyperbolic, discovered by Ichihara and Jong [36]. By contrast, no purely cosmetic surgeries are known apart from the case where N is a solid torus. This has led Gordon [29] to propose

Conjecture 1.7 (Cosmetic surgery conjecture). *Let N be a compact, oriented 3-manifold such that ∂N is an incompressible torus. If s_1, s_2 are a purely cosmetic pair of slopes on ∂N , then $s_1 = s_2$.*

A well-known classical argument, recorded by Bleiler, Hodgson, and Weeks [6], implies that Conjecture 1.7 holds for long fillings on a hyperbolic manifold.

Theorem 1.8 (Bleiler–Hodgson–Weeks [6]). *Let N be a one-cusped hyperbolic 3-manifold. Then there is a number $E > 0$, such that Conjecture 1.7 holds for all pairs of slopes longer than E .*

This useful but ineffective result is a fairly direct application of Thurston’s Dehn surgery theorem and Mostow rigidity. By contrast, we prove the following effective result.

Theorem 7.30. *Let N be a one-cusped hyperbolic 3-manifold. Suppose that s_1 and s_2 are distinct slopes, such that the normalized length of each s_i satisfies*

$$L(s_i) \geq \max \left\{ 10.1, \sqrt{\frac{2\pi}{\text{sys}(N)} + 58} \right\}.$$

Then (s_1, s_2) cannot be a purely cosmetic pair. If (s_1, s_2) is a chirally cosmetic pair, then there is a homeomorphism of N sending s_1 to s_2 . In particular, Conjecture 1.7 holds if $\text{sys}(N) \geq 0.1428$ and $L(s_i) \geq 10.1$ for $i = 1, 2$.

In fact, Theorem 7.30 is a special case of a theorem that also holds for tuples of slopes. Our result addresses the following generalization of Conjecture 1.7.

Conjecture 1.9 (Hyperbolic cosmetic surgery conjecture). *Let N be a finite-volume hyperbolic 3-manifold with one or more cusps. Let \mathbf{s}_1 and \mathbf{s}_2 be tuples of slopes on the cusps of N . If there is an orientation-preserving homeomorphism $\varphi: N(\mathbf{s}_1) \rightarrow N(\mathbf{s}_2)$, and this manifold is hyperbolic, then φ restricts (after an isotopy) to a homeomorphism $N \rightarrow N$ sending \mathbf{s}_1 to \mathbf{s}_2 .*

Compare Kirby [39, Problem 1.81(B)] and Jeon [38, Section 1.1 and Theorem 1.6] for related statements. The above-mentioned result of Ichihara and Jong [36] shows that restricting to purely cosmetic surgeries is necessary, even when N has a single cusp.

We prove Conjecture 1.9 for sufficiently long tuples of slopes, where “long” is explicitly quantified. For these long tuples of slopes, the only purely or chirally cosmetic surgeries come from symmetries of N itself.

Theorem 7.29. *Let N be a hyperbolic 3-manifold with cusps. Suppose that $\mathbf{s}_1, \mathbf{s}_2$ are distinct tuples of slopes on the cusps of N , whose normalized length satisfies*

$$L(s_i) \geq \max \left\{ 10.1, \sqrt{\frac{2\pi}{\text{sys}(N)} + 58} \right\}.$$

Then any homeomorphism $\varphi: N(\mathbf{s}_1) \rightarrow N(\mathbf{s}_2)$ restricts (after an isotopy) to a self-homeomorphism of N sending \mathbf{s}_1 to \mathbf{s}_2 .

Given any lower bound on the systole of N , Theorems 7.29 and 7.30 provide an effective estimate on the normalized length after which the cosmetic surgery conjecture holds. However, even if N has just one cusp, there could hypothetically be infinitely many purely cosmetic pairs, where s_1 is short but s_2 is arbitrarily long. This possibility is ruled out in Theorem 1.13 below. Before setting up that result, we treat the special case where N is the complement of a knot in S^3 . The following result follows by combining Theorem 7.30 with the work of Ni and Wu [49].

Corollary 1.10. *Let $K \subset S^3$ be a hyperbolic knot. Let μ, λ be the meridian and longitude of K . Suppose that s, s' are a purely cosmetic pair on the cusp of $S^3 - K$. Then, after possibly swapping s and s' , the following holds.*

$$(1) \ L(s) < \max \left\{ 10.1, \sqrt{\frac{2\pi}{\text{sys}(S^3 - K)} + 58} \right\}.$$

(2) *If $s = p\mu + q\lambda$, then $s' = p\mu - q\lambda$, and furthermore p divides $q^2 + 1$.*

Proof. Conclusion (1) is a restatement of Theorem 7.30. Meanwhile, Conclusion (2) is part of the statement of [49, Theorem 1.2]. \square

To verify Conjecture 1.7 for a given manifold $N = S^3 - K$, it suffices to check the finitely many pairs $(s, -s)$ where $L(s)$ satisfies (1). This is a practical computational task [24]. In practice, the vast majority of knot complements enumerated by Hoste, Thistlethwaite, and Weeks [35] have systole greater than 0.15, which means that the normalized length cutoff in the corollary is 10.1. By work of Agol [2, Lemma 8.2], there are at most 104 slopes on ∂N of normalized length less than 10.1. Among

those short slopes, there are typically at most 8 slopes that have the form $s = p\mu + q\lambda$ where p divides $q^2 + 1$. Thus checking the cosmetic surgery conjecture for a typical knot K amounts to distinguishing 8 or fewer pairs of closed manifolds. We ran a computer program to show the following:

Corollary 1.11. *The cosmetic surgery Conjecture 1.7 holds for all prime knots with at most 16 crossings.*

Contemporaneously with our work, Hanselman has obtained an independent proof of Corollary 1.11 [30]. To do this, he proved a finiteness theorem in the same spirit as Corollary 1.10, constraining the slopes to check to a short (and frequently empty) list that depends on the knot genus $g(K)$ and the thickness of the knot Floer homology of K . For knots up to 16 crossings, his criterion only requires checking slopes ± 1 and ± 2 for 337 knots.

Very recently, Detcherry discovered a criterion on the Jones polynomial at the fifth root of unity that severely constrains the slopes involved in cosmetic surgeries [21]. By combining his criterion with Hanselman’s results, he verified Conjecture 1.7 for knots up to 17 crossings.

Sketch proof of Corollary 1.11. For each of the 1,701,935 prime knots with at most 16 crossings, we begin by computing the (symmetrized) Alexander polynomial $\Delta_K(t)$ and its second derivative. By a theorem of Boyer and Lines [9, Proposition 5.1], any knot K such that $\Delta_K''(1) \neq 0$ has no purely cosmetic surgery. This criterion eliminates 1,513,776 knots, roughly 89% of the total.

For the remaining knots, we compute the Jones polynomial $V_K(t)$ and its third derivative. By a theorem of Ichihara and Wu [37, Theorem 1.1], any knot K such that $V_K'''(1) \neq 0$ has no purely cosmetic surgery. This criterion eliminates another 152,740 knots, roughly 9% of the total.

The remaining 35,419 knots are all hyperbolic. For each knot K on the remaining list, we compute $\text{sys}(N) = \text{sys}(S^3 - K)$ and calculate the list of short slopes satisfying the conclusion of Corollary 1.10. For each short slope s , we compute the hyperbolic structures on $N(s)$ and $N(-s)$ using SnapPy and compare the verified volume and verified Chern–Simons invariants. In each case, these invariants distinguish the pair. Code will be included with [24]. \square

Returning to the setting of a general one-cusped hyperbolic manifold, we describe a practical finiteness theorem that can be used to verify whether N has any cosmetic surgeries at all. We need the following definition.

Definition 1.12. Let N be a one-cusped hyperbolic 3–manifold. Define the finite set of slopes

$$\mathcal{S}_1(N) = \left\{ s \mid L(s) < \max \left(10.1, \sqrt{\frac{2\pi}{\text{sys}(N)} + 58} \right) \right\}.$$

Next, define

$$V(N) = \max \{ \text{vol}(N(s)) \mid s \in \mathcal{S}_1(N) \}.$$

Here, we employ the convention that the volume of any non-hyperbolic manifold is 0, hence will not realize the maximum. Using the theorem of Gromov and Thurston [59, Theorem 6.5.6] that $V(N) < \text{vol}(N)$, define the finite set of slopes

$$\mathcal{S}_2(N) = \left\{ s \mid \text{len}(s) \leq 2\pi \left(1 - \left(\frac{V(N)}{\text{vol}(N)} \right)^{2/3} \right)^{-1/2} \right\}.$$

Here, $\text{len}(s)$ is ordinary Euclidean length on the boundary of the maximal cusp in N .

Theorem 1.13. *Let N be a one-cusped hyperbolic 3–manifold. Then each of Conjecture 1.7 and Conjecture 1.9 holds for N if and only if it holds for all pairs of slopes in the finite set $\mathcal{S}_1(N) \times \mathcal{S}_2(N)$.*

Proof. The “only if” direction is obvious. For the “if” direction, suppose that (s_1, s_2) are a (purely or chirally) cosmetic pair for N . Assume, without loss of generality, that $L(s_1) \leq L(s_2)$. Then Theorem 7.30 implies $s_1 \in \mathcal{S}_1(N)$. With $V(N)$ as above, Futer, Kalfagianni, and Purcell proved [22,

Theorem 1.1] that if some Dehn filling $N(s)$ satisfies $\text{vol}(N(s)) \leq V(N)$, then $s \in \mathcal{S}_2(N)$. Thus any potential counterexample to Conjectures 1.7 or 1.9 must lie in $\mathcal{S}_1(N) \times \mathcal{S}_2(N)$. \square

For manifolds with reasonable systole, the set $\mathcal{S}_1(N) \times \mathcal{S}_2(N)$ is practical to compute using SnapPy, and not too large in size. In forthcoming work [24], we use Theorem 1.13 to verify Conjecture 1.7 for all one-cusped manifolds in the SnapPy census. We also use the work of Detcherry [21] and Hanselman [30] to verify the conjecture for all knots up to 19 crossings.

1.6. Organization. In Section 2, we review background on cone-manifolds and their properties. Section 3 reviews a number of results on tubes in cone-manifolds, as well as distances between nested tubes; many of these results were proved in [25]. In Section 4, we control the areas of embedded multi-tubes, analogous to similar results in [33, 34], which will ensure that cone deformations exist. We also prove Theorem 4.26, which controls the injectivity radius on the tube boundary and may be of independent interest.

The above results are combined in Section 5 to produce cone deformations that maintain a large embedded tube about the singular locus Σ . The technical Section 6 presents results (phrased as bounds on so-called *boundary terms*) that will be needed in future sections to control the change in geometry during the cone deformation.

Section 7 contains the first pair of our main results: Theorem 7.19 and Theorem 7.21, which bound the change in length of short geodesics under cone deformation. At the end of Section 7, we apply these results to the cosmetic surgery conjecture, proving Theorems 7.29 and 7.30.

Section 8 proves Theorem 8.3, which provides effective bilipschitz bounds on submanifolds of M that stay thick throughout the cone deformation.

Section 9 contains results related to the thick-thin decomposition and Margulis numbers. A main result, Theorem 9.15, ensures that submanifolds of M stay thick throughout the deformation. This result is applied to show Theorem 9.29 about Margulis numbers, as well as Theorem 9.30, which provides bilipschitz bounds without any hypotheses on cone-manifolds.

Finally, there is a short appendix, on hyperbolic trigonometry, that we use throughout the paper.

1.7. Acknowledgements. As should be clear, this paper owes an enormous debt to the ideas of Jeff Brock, Ken Bromberg, Craig Hodgson, and Steve Kerckhoff. We thank all four of them for sharing their insights and explaining many technical points.

We thank Steve Boyer, Jonathan Hanselman, Kazuhiro Ichihara, Tye Lidman, Tim Morris, and Matthew Stover for many enlightening suggestions regarding cosmetic surgeries. We thank Marc Culler, David Gabai, Peter Shalen, and Andrew Yarmola for helpful input about Margulis numbers. Finally, we thank the intrepid referee for carefully reading the paper and making a number of suggestions that improved our exposition.

During this project, Futer was supported by the NSF and the Simons Foundation. Purcell was supported by the NSF and the ARC. Schleimer was supported by EPSRC. All three authors were able to gather in a common location on a few occasions, thanks to support from MSRI and the Institute for Advanced Study, as well as support from NSF grants DMS-1107452, 1107263, 1107367, “RNMS: Geometric Structures and Representation Varieties” (the GEAR Network).

2. CONE-MANIFOLD BASICS

In this section we set up notation and definitions about cone-manifolds, geodesics, and injectivity radii.

Definition 2.1. Let $\sigma \subset \mathbb{H}^3$ be a bi-infinite geodesic. Let $\hat{\mathbb{H}}^3$ denote the metric completion of the universal cover of $(\mathbb{H}^3 - \sigma)$. Let $\hat{\sigma}$ be the set of points added in the completion.

The space $\hat{\mathbb{H}}^3$ can be regarded as an infinite cyclic branched cover of \mathbb{H}^3 , branched over σ . The branch set $\hat{\sigma} \subset \hat{\mathbb{H}}^3$ is a singular geodesic of cone angle ∞ .

There is a natural action of \mathbb{C} (thought of as an additive group) on $\hat{\mathbb{H}}^3$, where $z = \zeta + i\theta \in \mathbb{C}$ translates $\hat{\sigma}$ by distance ζ and rotates by angle θ . Since $\hat{\sigma}$ has cone angle ∞ , angles of rotation are

indeed real-valued. Conversely, every isometry φ of $\hat{\mathbb{H}}^3$ that preserves orientation on both $\hat{\mathbb{H}}^3$ and $\hat{\sigma}$ comes from this action, and has a well-defined *complex length* $z = \zeta + i\theta$. We can therefore write $\varphi = \varphi_{\zeta+i\theta}$.

We endow $\hat{\mathbb{H}}^3$ with a system of cylindrical coordinates (r, ζ, θ) , as follows. Choose a ray perpendicular to $\hat{\sigma}$, and let the points of this ray have coordinates $(r, 0, 0)$, where $r \geq 0$ measures distance from $\hat{\sigma}$. Then, let (r, ζ, θ) be the image of $(r, 0, 0)$ under the isometry $\varphi_{\zeta+i\theta}$. The distance element in these coordinates is

$$(2.2) \quad ds^2 = dr^2 + \cosh^2 r d\zeta^2 + \sinh^2 r d\theta^2.$$

Definition 2.3. Consider a group $G = \mathbb{Z} \times \mathbb{Z}$ of isometries of $\hat{\mathbb{H}}^3$, generated by an elliptic $\psi_{i\alpha}$ and a loxodromic $\varphi = \varphi_{\lambda+i\tau}$, where $\alpha > 0$ and $\lambda > 0$. The quotient space $N_{\alpha,\lambda,\tau}$ is an open solid torus whose core curve is a closed geodesic of length λ , and with a cone singularity of angle α at the core. We call $N = N_{\alpha,\lambda,\tau}$ a *model solid torus*.

For $r > 0$, a *model tube* $U_{\alpha,\lambda,\tau}$ is the open r -neighborhood of the core curve of $N_{\alpha,\lambda,\tau}$. We note that the closure $\bar{U}_{\alpha,\lambda,\tau}$ is compact.

Definition 2.4. A *hyperbolic cone-manifold* (M, Σ) is a metric space where every point has a neighborhood isometric to a ball in a model solid torus. More precisely, M is a topological 3-manifold and Σ is a link in M , such that every component of Σ has a neighborhood isometric to a model tube $U_{\alpha,\lambda,\tau}$. Meanwhile, every point $x \in M - \Sigma$ has a neighborhood isometric to a ball in \mathbb{H}^3 .

We allow components of Σ to be non-singular, i.e. have cone angle 2π . When the link Σ is clear from context, we will often suppress it from the notation.

2.1. Covers and deck transformations.

Definition 2.5. Let (M, Σ) be a hyperbolic cone-manifold. Then the *universal branched cover* of (M, Σ) , denoted \hat{M} , is the metric completion of \tilde{X} , where \tilde{X} is the universal cover of $X = M - \Sigma$. Every component of Σ lifts to a disjoint union of singular geodesics in \hat{M} , with cone angle ∞ . Thus \hat{M} is locally modeled on $\hat{\mathbb{H}}^3$, as in Definition 2.1. The deck transformation group for \hat{M} is isomorphic to $\pi_1(M - \Sigma)$.

Let $\tilde{\sigma} \subset \hat{M}$ be a lift of $\sigma \subset \Sigma$. Then there is a map

$$D: \hat{M} \rightarrow \hat{\mathbb{H}}^3,$$

which shares some features of an exponential map based on the normal bundle to a geodesic. Let $\tilde{U} \subset \hat{M}$ be a regular r -neighborhood of $\tilde{\sigma}$, and let $D: \tilde{U} \hookrightarrow \hat{\mathbb{H}}^3$ be an isometric embedding sending $\tilde{\sigma}$ to $\hat{\sigma} \subset \hat{\mathbb{H}}^3$. Then, extend the map along geodesic rays: if $\gamma \subset \hat{M}$ is a geodesic ray orthogonal to $\tilde{\sigma}$, then $D|_{\gamma}$ is an isometry to a geodesic ray orthogonal to $\hat{\sigma}$.

In the special case where M is a model solid torus with core curve Σ , we have $\hat{M} = \hat{\mathbb{H}}^3$ by Definition 2.3, hence D is a global isometry. On the other hand, if (M, Σ) is non-elementary, hence a singular geodesic $\sigma \subset M$ has multiple preimages in \hat{M} , the map D will fail to be even a *local* isometry outside a neighborhood of $\tilde{\sigma}$. Indeed, given a geodesic segment $\gamma_0 \subset \hat{M}$ that runs from $\tilde{\sigma}$ to another singular geodesic, there is a one-parameter family of distinct geodesic rays in \hat{M} that all contain γ_0 and then separate; these rays will be mapped to the unique ray in $\hat{\mathbb{H}}^3$ containing $D(\gamma_0)$.

An important property of the universal branched cover is

Proposition 2.6. *Let (M, Σ) be a hyperbolic cone-manifold. Then \hat{M} is a complete CAT(−1) space.*

Proof. This is a consequence of the Cartan–Hadamard theorem [10, Chapter II.4, Theorem 4.1(2)]. See Soma [58, Lemma 1.2] for the derivation. \square

If M is a finite-volume hyperbolic manifold and $\Sigma \subset M$ is a geodesic link, Kerckhoff showed that $M - \Sigma$ admits a complete metric of negative sectional curvature. (See Agol [3] for a summary and for more details of the construction.) The same construction applies if (M, Σ) is a cone-manifold of finite volume. By Thurston’s hyperbolization, this implies $M - \Sigma$ admits a complete hyperbolic metric.

Definition 2.7. Let $G \subset \text{Isom}^+(\mathbb{H}^3)$ be a discrete, free abelian group of parabolic isometries of \mathbb{H}^3 . The quotient \mathbb{H}^3/G is called a *model cusp*. If $H \subset \mathbb{H}^3$ is an open horoball stabilized by G , the quotient $U = H/G$ is called a *horocusp*. A horocusp or model cusp is called *rank one* if $G \cong \mathbb{Z}$ and *rank two* if $G \cong \mathbb{Z}^2$.

Definition 2.8. Let (M, Σ) be a complete, finite volume hyperbolic cone-manifold. Let $\varphi \in \pi_1(M - \Sigma)$ be a non-trivial element. We say that φ is *peripheral* if a loop representing φ is freely homotopic into a horocusp of $M - \Sigma$.

Lemma 2.9. *Let (M, Σ) be a complete, finite volume hyperbolic cone-manifold, with universal branched cover \hat{M} . Let $\varphi \in \pi_1(M - \Sigma)$ be a non-trivial deck transformation of \hat{M} . Then the following are equivalent:*

- (1) φ corresponds to a peripheral homotopy class.
- (2) φ stabilizes either a horoball in \hat{M} or a singular geodesic covering a component of Σ .
- (3) φ does not act by translation on any non-singular geodesic in \hat{M} .

Proof. (1) \Rightarrow (2): Suppose φ is peripheral. Then a loop representing φ is homotopic into the neighborhood of some cusp of $M - \Sigma$. In the cone-metric on (M, Σ) , this cusp of $M - \Sigma$ either stays a cusp or becomes a neighborhood of some component $\sigma_i \subset \Sigma$. In the first case, the deck transformation φ stabilizes the universal cover of a horocusp in \hat{M} . In the second case, the deck transformation φ stabilizes some preimage of σ_i in \hat{M} .

(2) \Rightarrow (1): Suppose that the deck transformation φ stabilizes a horoball $H \subset \hat{M}$ that covers a horocusp in (M, Σ) . Then, for an appropriate choice of basepoint, a path-lift $\tilde{\varphi}$ of the loop φ starts and ends in H . After a free homotopy of φ , we may assume that the entire path-lift $\tilde{\varphi}$ lies in a sub-horoball of H that covers a horocusp of (M, Σ) , hence φ is peripheral. The case of tubes is similar.

(2) \Leftrightarrow (3): The deck transformation φ must act on \hat{M} by isometry. This isometry is either *elliptic* (meaning it has fixed points), *parabolic* (meaning it has no fixed points, but the infimal translation is 0), or *hyperbolic* (meaning that the infimal translation distance is $d > 0$ and is realized). If φ is elliptic, then recalling that it is a deck transformation implies that it must rotate about a singular axis; hence (2) and (3) both hold. If φ is parabolic, then it stabilizes a horoball, hence (2) and (3) both hold.

Finally, suppose φ is hyperbolic. Since \hat{M} is a complete CAT(-1) space by Proposition 2.6, φ must translate along a unique geodesic axis. If this axis is singular, then (2) and (3) both hold. If the geodesic is non-singular, then (2) and (3) both fail. \square

2.2. Injectivity radii, cusps, and tubes. We will be looking at tubes with injectivity radius less than some value $\epsilon > 0$ or $\delta > 0$. At times we will need to discuss the injectivity radius over an entire cone-manifold. At other times we only need to consider injectivity radius within a tube. We encapsulate these separate notions in Definition 2.10 and Definition 2.17.

Definition 2.10. Let (M, Σ) be a hyperbolic cone-manifold and $x \in M$. Then the *injectivity radius*, denoted $\text{injrad}(x)$, is the supremal radius r such that a metric r -ball about x is isometric to a ball $B_r(y) \subset \mathbb{H}^3$. (Since we are using open balls, the supremal radius is attained, unless $M = \mathbb{H}^3$, in which case $\text{injrad}(x) = \infty$.) If x lies on the singular set of M , we set $\text{injrad}(x) = 0$.

Lemma 2.11. *Let (M, Σ) be a hyperbolic cone-manifold, where every component of Σ is singular. Choose a point $x \in M - \Sigma$ and a lift $\tilde{x} \in \hat{M}$. Then $\text{injrad}(x)$ can be characterized as follows:*

$$(2.12) \quad 2 \text{injrad}(x) = \inf\{\text{len}(\gamma) : \gamma \text{ is a non-trivial loop in } M - \Sigma \text{ based at } x\}$$

$$(2.13) \quad = \min\{d(\tilde{x}, \varphi\tilde{x}) : 1 \neq \varphi \in \pi_1(M - \Sigma)\}.$$

Furthermore, the infimum in (2.12) is realized by a pointed geodesic, unless $d(x, \Sigma) = \text{injrad}(x)$ and the isometry φ in (2.13) is elliptic.

In the case where M is a non-singular hyperbolic manifold, hence $\Sigma = \emptyset$, the result of Lemma 2.11 is well-known. In the case where M is a model solid torus, the result is contained in [25, Lemma 2.5]. Thus Lemma 2.11 generalizes those previously known cases to general cone-manifolds.

Proof of Lemma 2.11. Let $\epsilon = 2\text{injrad}_\Sigma(x)$. Then, for an arbitrary $y \in \mathbb{H}^3$, there is an isometric embedding $f: B_{\epsilon/2}(y) \rightarrow M$, such that $f(y) = x$. It follows that any non-trivial loop through x must have length at least ϵ . Similarly, any non-trivial element $\varphi \in \pi_1(M - \Sigma)$ must translate $B_{\epsilon/2}(\tilde{x})$ by distance at least ϵ . Thus both (2.12) and (2.13) give lower bounds on ϵ .

Next, we show that these expressions give upper bounds on ϵ . Since $\text{injrad}(x) = \epsilon/2$, the continuous extension of f to $\overline{B_{\epsilon/2}(y)}$ either hits Σ or fails to be 1–1. We consider these cases in turn.

First, suppose that the image ball $f(\overline{B_{\epsilon/2}(y)})$ has a point of self-tangency in $M - \Sigma$. This means that two distinct lifts of this ball, namely $B_{\epsilon/2}(\tilde{x})$ and $B_{\epsilon/2}(\varphi\tilde{x})$, are tangent in \hat{M} , which means that $d(\tilde{x}, \varphi\tilde{x}) = \epsilon$. The geodesic $\tilde{\gamma}$ connecting \tilde{x} to $\varphi\tilde{x}$ projects to a geodesic loop $\gamma \subset M - \Sigma$ of length exactly ϵ . This means that (2.12) is an equality, hence the infimum is realized in this case.

Next, suppose there is a point $z \in f(\overline{B_{\epsilon/2}(y)}) \cap \Sigma$. Then we construct a closed loop γ of length $\epsilon + \delta$, for arbitrarily small δ . This closed loop has the form of an “eyeglass”: walk from x to a point near z , walk around a loop of length δ about Σ , and then return to back to x . Thus (2.12) is an upper bound on ϵ . The homotopy class $[\gamma] \in \pi_1(M - \Sigma, x)$ corresponds to an elliptic isometry of \hat{M} , which fixes a lift \tilde{z} of z . This elliptic isometry must move the ball $B_{\epsilon/2}(\tilde{x})$ to a disjoint ball $B_{\epsilon/2}(\varphi\tilde{x})$, with the two balls tangent at \tilde{z} . Thus $d(\tilde{x}, \varphi\tilde{x}) = \epsilon$. \square

Definition 2.14. Let (M, Σ) be a hyperbolic cone-manifold. For $\epsilon > 0$, the ϵ -thick part of M is

$$M^{\geq\epsilon} = \{x \in M : \text{injrad}(x) \geq \epsilon/2\}.$$

The ϵ -thin part is $M^{<\epsilon} = M - M^{\geq\epsilon}$. We define $M^{\leq\epsilon}$ and $M^{>\epsilon}$ similarly.

We emphasize that our definition of the ϵ -thick part corresponds to injectivity radius $\epsilon/2$ (hence, translation length ϵ) rather than injectivity radius ϵ . Both choices seem to be common in the literature on Kleinian groups. Our convention agrees with that of Minsky [45, 46] and Brock–Canary–Minsky [13], while differing from the convention of Brock–Bromberg [11] and Namazi–Souto [47].

Definition 2.15. Let (M, Σ) be a hyperbolic cone-manifold. We say that $\epsilon > 0$ is a *Margulis number* for M if every component of the ϵ -thin part $M^{<\epsilon}$ is isometric to either a model tube (Definition 2.3) or a horocusp (Definition 2.7). The *optimal Margulis number* $\mu(M)$ is the supremum of all Margulis numbers for M .

In Theorem 9.27, we will prove an effective Margulis lemma for cone-manifolds: 0.29 is a Margulis number for all cone-manifolds satisfying certain hypotheses. See also Theorem 9.26.

In addition to studying embedded tubes and cusps in a cone-manifold M , we will study their immersed analogues.

Definition 2.16. Let (M, Σ) be a hyperbolic cone-manifold. An *immersed tube in M* is a local isometry $f: U \rightarrow M$, where U is a model tube, and furthermore $f^{-1}(\Sigma)$ is either the core of U or \emptyset . (The “furthermore” condition is automatic when each component of Σ is singular.) Similarly, an *immersed horocusp in M* is a local isometry $f: U \rightarrow M$, where U is a horocusp.

If f is an embedding, we refer to the image $f(U)$ as an *embedded tube in M* . In this case, we will often conflate the domain U with the image $f(U)$.

Definition 2.17. Let (M, Σ) be a hyperbolic cone-manifold. Let $U \subset M$ be an embedded tube or horocusp in M . Let $\pi: \hat{U} \rightarrow U$ be the universal covering map. Thus π is an ordinary cover with deck group $G \cong \mathbb{Z}$ if $U \cap \Sigma = \emptyset$, and a branched cover with deck group $G \cong \mathbb{Z} \times \mathbb{Z}$ if $U \cap \Sigma \neq \emptyset$. If U is a horocusp, then \hat{U} is the usual universal cover with deck group $G \in \{\mathbb{Z}, \mathbb{Z}^2\}$.

Let $x \in U$. Let \hat{x} be a lift of x in \hat{U} , and consider all translates of \hat{x} under the action of G . Define

$$(2.18) \quad \text{injrads}(x, U) = \frac{1}{2} \min\{d(\hat{x}, \varphi(\hat{x})) : 1 \neq \varphi \in G\}.$$

For $x \in \partial U$, we may define $\text{injrads}(x, U)$ by extending (2.18) by continuity.

When every component of Σ is singular, the injectivity radius is well-behaved under immersions of tubes or cusps.

Lemma 2.19. *Let (M, Σ) be a hyperbolic cone-manifold, where every component of Σ is presumed to be singular. Let $f: U \rightarrow M$ be an immersed tube or horocusp. Then, for all $x \in \bar{U}$,*

$$\text{injrads}(f(x)) \leq \text{injrads}(x, U).$$

Proof. By continuity, it suffices to assume that $x \in U$. As in Definition 2.17, let \hat{U} be the universal cover of U , which is branched if U is singular. Let G be the group of deck transformations of \hat{U} .

The local isometry $f: U \rightarrow M$ gives an elevation, a local isometry $\hat{f}: \hat{U} \rightarrow \hat{M}$. We claim that \hat{f} must be one-to-one: since \hat{U} is convex, any pair of points are connected by a geodesic segment. The image of this segment is a geodesic segment in \hat{M} , which necessarily has distinct endpoints by Proposition 2.6. Since \hat{f} is one-to-one, we get an inclusion $f_*: G \hookrightarrow \pi_1(M - \Sigma)$. (Compare Baker and Cooper [5, Propositions 2.1 and 2.2].) Thus the minimum in (2.18) is taken over a smaller set than the minimum in (2.13), hence $\text{injrads}(f(x)) \leq \text{injrads}(x, U)$. \square

3. DISTANCE ESTIMATES IN TUBES AND CUSPS

This section contains several estimates about tubes and cusps that will be needed in subsequent arguments. Most of the results listed here are proved in [25]. We begin with a general estimate that applies to all cone-manifolds.

Lemma 3.1. *Let M be a hyperbolic cone-manifold. Let x, y be points of M such that $2\text{injrads}(x) = \delta > 0$ and $2\text{injrads}(y) = \epsilon > \delta$. Then*

$$d(x, y) \geq \frac{\epsilon - \delta}{2}.$$

Proof. This was observed in [25, Lemma 5.1] in the case where M is a model tube. The same proof works in general.

Let $h = d(x, y)$. If $h \geq \epsilon/2$, there is nothing to prove. Thus we may assume that $h < \epsilon/2$. By Definition 2.10, there is an embedded ball $B = B_{\epsilon/2}(y)$ that is isometric to a ball in \mathbb{H}^3 . Since $h < \epsilon/2$, we have $x \in B$. By the triangle inequality, there is an embedded ball $B_{\epsilon/2-h}(x)$ contained in B , implying

$$\text{injrads}(x) = \delta/2 \geq \epsilon/2 - h. \quad \square$$

3.1. Tube radii.

Definition 3.2. Let $N = N_{\alpha, \lambda, \tau}$ be a model solid torus, as in Definition 2.3. For $\epsilon > \lambda$, let U^ϵ be a component of $N^{<\epsilon}$. Then U^ϵ is a tube about a core geodesic γ , and $T^\epsilon = \partial U^\epsilon$ is a torus consisting of points whose injectivity radius is exactly $\epsilon/2$. All of the points of T^ϵ lie at the same radius from γ . We denote this radius

$$r(\epsilon) = r_{\alpha, \lambda, \tau}(\epsilon).$$

We let T_r denote the equidistant torus at radius r from the core of N . Subscripts denote radius, while superscripts denote thinness. Thus

$$T^\epsilon = T_{r(\epsilon)}.$$

If N is a model solid torus, modeling a neighborhood of σ_i , a component of Σ in M , we will often write $r(\epsilon, \sigma_i)$, $T^\epsilon(\sigma_i)$, $U^\epsilon(\sigma_i)$ to refer to the radius, equidistant torus, and tube (respectively) about a particular component of Σ .

Lemma 3.3. *Let $T^\epsilon = \partial U^\epsilon$, where U^ϵ is a tube about a singular geodesic σ with cone angle $\alpha < 2\pi$. Then*

$$\text{area}(T^\epsilon) \geq \frac{\sqrt{3}}{2}\epsilon^2.$$

Proof. This follows by a standard packing argument, because T^ϵ contains an embedded disk of radius $\epsilon/2$. See [25, Equation (7.4)]. Compare Proposition 4.3 and Theorem 4.16 for a much more involved packing argument. \square

Lemma 3.4. *Let $N = N_{\alpha,\lambda,\tau}$ be a model solid torus whose core has cone angle $\alpha < 2\pi$. Then*

$$\sinh 2r_{\alpha,\lambda,\tau}(\epsilon) \geq \frac{\sqrt{3}\epsilon^2}{\alpha\lambda} > \frac{\sqrt{3}\epsilon^2}{2\pi\lambda}.$$

Proof. This follows from Lemma 3.3 and (2.2). See also [25, Lemma 7.2]. \square

3.2. Distances between tori of fixed injectivity radius.

Definition 3.5. Let $0 < \delta \leq \epsilon$. For a model solid torus $N = N_{\alpha,\lambda,\tau}$ with $\lambda \leq \delta$, the distance between equidistant tori $T^\delta = T_{r(\delta)}$ and $T^\epsilon = T_{r(\epsilon)}$ is

$$d_{\alpha,\lambda,\tau}(\delta, \epsilon) = d(N^{\leq\delta}, N^{\geq\epsilon}) = r_{\alpha,\lambda,\tau}(\epsilon) - r_{\alpha,\lambda,\tau}(\delta).$$

For a model horocusp N , we similarly define

$$d_N(\delta, \epsilon) = d(N^{\leq\delta}, N^{\geq\epsilon}).$$

If N is a tube, the distance $d_{\alpha,\lambda,\tau}(\delta, \epsilon)$ depends on the parameters of the tube. Nevertheless, we have upper and lower bounds on $d_{\alpha,\lambda,\tau}(\delta, \epsilon)$ that hold independent of the parameters α, λ, τ .

Theorem 3.6. *Suppose that $0 < \delta < \epsilon \leq \log 3$. Let $N = N_{\alpha,\lambda,\tau}$ be a model solid torus with cone angle $\alpha \leq 2\pi$ and core geodesic of length $\lambda \leq \delta$, or a model horocusp whose ϵ -thick part is not empty. Then*

$$\max \left\{ \frac{\epsilon - \delta}{2}, \operatorname{arccosh} \left(\frac{\epsilon}{\sqrt{7.256\delta}} \right) - 0.1475 \right\} \leq d_{\alpha,\lambda,\tau}(\delta, \epsilon) \leq \operatorname{arccosh} \sqrt{\frac{\cosh \epsilon - 1}{\cosh \delta - 1}}.$$

We remark that the argument of $\operatorname{arccosh}$ in the lower bound of Theorem 3.6 may be less than 1, making $\operatorname{arccosh}(\cdot)$ undefined. To remedy this, we employ the convention that an undefined value does not realize the maximum. Observe that the lower bound $\frac{\epsilon - \delta}{2}$ follows by Lemma 3.1.

Proof. If N is a model solid torus, this is a special case of [25, Theorem 8.8]. In the notation of that theorem, substituting $\epsilon_{\max} = \log(3)$ implies a value $j_{\max} = 0.14798\dots$, which gives an additive constant $\operatorname{arcsinh}(j_{\max}) \leq 0.1475$ in the lower bound on $d_{\alpha,\lambda,\tau}(\delta, \epsilon)$.

If N is a horocusp, the estimate follows by taking a geometric limit of model solid tori converging to N . \square

Under stronger hypotheses on ϵ , we obtain a stronger lower bound on $d_{\alpha,\lambda,\tau}(\delta, \epsilon)$.

Theorem 3.7. *Suppose that $0 < \delta < \epsilon \leq 0.3$. Let $N = N_{\alpha,\lambda,\tau}$ be a model solid torus with cone angle $\alpha \leq 2\pi$ and core geodesic of length $\lambda \leq \delta$, or a model horocusp whose ϵ -thick part is not empty. Then*

$$\max \left\{ \frac{\epsilon - \delta}{2}, \operatorname{arccosh} \left(\frac{\epsilon}{\sqrt{7.256\delta}} \right) - 0.0424 \right\} \leq d_{\alpha,\lambda,\tau}(\delta, \epsilon) \leq \operatorname{arccosh} \sqrt{\frac{\cosh \epsilon - 1}{\cosh \delta - 1}}.$$

Proof. If N is a model solid torus, this is [25, Theorem 1.1]. If N is a cusp, take a geometric limit of tubes. \square

3.3. Euclidean bounds. Consider an equidistant torus $T_r = \partial U_r$. Then the Euclidean path-metric on T_r lifts to a Euclidean metric on \tilde{T}_r , which we denote d_E .

Lemma 3.8. *Let $\tilde{T}_r \subset \hat{\mathbb{H}}^3$ be a plane at fixed distance $r > 0$ from the singular geodesic $\hat{\sigma}$. Let $p, q \in \tilde{T}_r$ be points whose θ -coordinates differ by at most $A \leq \pi$ and whose ζ -coordinates differ by at most B . Then*

$$\frac{1 - \cos A}{A^2} d_E(p, q)^2 \leq \cosh d(p, q) - 1 \leq \frac{\cosh B - 1}{B^2} d_E(p, q)^2.$$

Proof. See [25, Lemma 6.2]. □

If an equidistant plane in $\hat{\mathbb{H}}^3$ is replaced by a horosphere in \mathbb{H}^3 , Lemma 3.8 becomes the following (well-known) statement.

Lemma 3.9. *Let $\tilde{T} \subset \mathbb{H}^3$ be a horosphere, and let $p, q \in \tilde{T}$. Let $d_E(p, q)$ be the distance between p and q in the Euclidean metric on \tilde{T} . Then*

$$2 \sinh \frac{d(p, q)}{2} = d_E(p, q), \quad \text{or equivalently} \quad \cosh d(p, q) - 1 = \frac{1}{2} d_E(p, q)^2.$$

Proof. See [18, Lemma A.2]. □

We observe that as $A, B \rightarrow 0$, the upper and lower bounds in Lemma 3.8 both approach $\frac{1}{2} d_E(p, q)^2$. Thus Lemma 3.9 realizes this limiting value.

4. MAXIMAL TUBES AND MULTI-TUBES

The goal of this section is to control the area and injectivity radius of maximal tubes in cone-manifolds. The main results are Theorem 4.16, giving a lower bound on area, and Theorem 4.26, giving a lower bound on injectivity radius. Theorem 4.16 is essentially due to Hodgson and Kerckhoff [33, Theorem 4.4], while Theorem 4.26 is new. Before getting to those results, we must carefully construct maximal tubes of many components.

Definition 4.1. Let (M, Σ) be a hyperbolic cone-manifold. Let Σ^+ be a geodesic link in M , such that $\Sigma \subset \Sigma^+$. Let $\sigma_1, \dots, \sigma_n$ be the components of Σ^+ . For a positive vector $\mathbf{r} = (r_1, \dots, r_n)$, let $U_i = U_{r_i}(\sigma_i)$ be the set of all points whose distance to σ_i is less than r_i . Let

$$U_{\mathbf{r}} = \cup_{i=1}^n U_{r_i}(\sigma_i).$$

We say that $U_{\mathbf{r}}$ is a *multi-tube* if every U_i is isometric to a model tube as in Definition 2.3, and the U_i are pairwise disjoint.

We choose a particular construction of maximal tubes.

Definition 4.2. Let M be a non-elementary hyperbolic cone-manifold, and Σ^+ a geodesic link containing the singular locus. We construct a maximal multi-tube about Σ^+ , as follows:

1. For a sufficiently small $r > 0$, choosing a constant vector $\mathbf{r} = (r, \dots, r)$ produces an embedded multi-tube $U_{\mathbf{r}}$. Let R_1 be the largest value of r for which this holds. The hypothesis that M is non-elementary ensures that such an R_1 exists.

Setting $r = R_1$, we have an (open) multi-tube $U_{\mathbf{r}}$ whose closure $\overline{U_{\mathbf{r}}}$ is not a disjointly embedded union of closed tubes. In other words, either some tube has bumped into itself, or some number of tubes have bumped into one another. Any tube U_i that cannot be expanded further without intersecting itself or another tube is declared *maximal*, and its radius will remain fixed for the rest of the construction.

2. Suppose, after relabeling, that U_1, \dots, U_k are maximal, but U_{k+1}, \dots, U_n are not. We expand the radii r_{k+1}, \dots, r_n at a uniform rate until some tube U_i for $i \geq k + 1$ bumps into some other tube U_j (it may happen that $i = j$ or $j \leq k$). We then declare the tubes that have just bumped to be *maximal*, and freeze their radii.

3. Repeat step 2 as needed until no tube can be expanded further. We call the resulting union of maximal tubes the *maximal multi-tube*, and denote it $U_{\max}(\Sigma^+)$ or U_{\max} for short. We order the components of Σ^+ so that the vector of radii $\mathbf{r} = (R_1, \dots, R_n)$ appears in non-decreasing order, with R_1 the smallest radius.

Proposition 4.3. *Let M be a non-elementary hyperbolic cone-manifold, and Σ^+ a geodesic link containing the singular locus Σ . Let $U_{\max}(\Sigma^+)$ be the maximal multi-tube about Σ^+ , with smallest tube radius $R = R_1$. Suppose that a component $U_i \subset U_{\max}$ that becomes maximal by bumping into a component U_j . Then the radii of these tubes satisfy $R_1 \leq R_j \leq R_i$ and $T_i = \partial U_i$ contains an embedded ellipse whose semi-major axes are*

$$(4.4) \quad a(R_i, R_j) = \frac{\cosh R_i \sinh R_j}{S(R_j) \cosh(R_i + R_j)} \quad \text{and} \quad b(R_i, R_j) = \frac{\sinh R_i \sinh R_j}{\sinh(R_i + R_j)}.$$

Here $S(R_j)$ is defined via

$$(4.5) \quad S(r) = \begin{cases} \frac{\sqrt{2}/4}{\operatorname{arcsinh}(\sqrt{2}/4)} = 1.02013\dots, & \text{if } \sinh r \leq \frac{1}{\sqrt{2}}, \\ \frac{\sinh r / \cosh(2r)}{\operatorname{arcsinh}(\sinh r / \cosh(2r))}, & \text{if } \sinh r \geq \frac{1}{\sqrt{2}}. \end{cases}$$

Furthermore, if the tube U_i became maximal by bumping into itself, $T_i = \partial U_i$ contains two disjoint ellipses as in (4.4), with parallel major axes.

Proof. This result is essentially due to Hodgson and Kerckhoff [33, Section 4]. They prove an identical statement when Σ^+ is connected, and briefly mention that the argument extends to multiple tubes. We make small modifications to their argument in order to handle maximal multi-tubes of disparate radii. It is worth noting that our construction of maximal multi-tubes differs somewhat from that of Hodgson and Kerckhoff.

As in Definition 2.5, let \hat{M} be the universal branched cover of M , branched over Σ^+ . Every component of Σ^+ lifts to a singular geodesic in \hat{M} , with cone angle ∞ , and the space is locally modeled on $\hat{\mathbb{H}}^3$, as in Definition 2.1. For any singular basepoint in \hat{M} , we have the exponential-like map $D: \hat{M} \rightarrow \hat{\mathbb{H}}^3$.

Consider the tube $U_i \subset U_{\max}$. Since U_i is maximal, the expansion of U_i came to a halt because U_i bumped into some other tube U_j , which became maximal no later than U_i did. By the construction of Definition 4.2, we have

$$(4.6) \quad R_i \geq R_j \geq R_1 = R.$$

Since ∂U_i is tangent to ∂U_j , there is a geodesic arc γ of length $R_i + R_j$ that travels radially outward from the core circle σ_i , enters into U_j at a point of tangency, and meets the core circle σ_j perpendicularly at its endpoint. This arc γ lifts to an arc $\tilde{\gamma} \subset \hat{M}$ from a lift $\tilde{\sigma}_i$ of σ_i to a lift $\tilde{\sigma}_j$ of σ_j . By construction, $\tilde{\gamma}$ is a shortest geodesic from $\tilde{\sigma}_i$ to any other singular geodesic in \hat{M} . In other words, we have:

Claim 4.7. *The geodesic $\tilde{\sigma}_i \subset \hat{M}$ has an embedded neighborhood \tilde{V}_i of radius $R_i + R_j$. If we choose a basepoint on $\tilde{\sigma}_i$, the map $D: \tilde{V}_i \rightarrow \hat{\mathbb{H}}^3$ is an isometric embedding. \square*

Let Γ be the set of all lifts of γ starting at $\tilde{\sigma}_i$, oriented outward from $\tilde{\sigma}_i$. Let Q be the set of their forward endpoints. As in Definition 2.4, there is a $\mathbb{Z} \times \mathbb{Z}$ group of deck transformations of \hat{M} acting effectively and transitively on Γ , hence on Q .

Claim 4.8. *Let $q, q' \in Q$ be endpoints of distinct lifts of γ . Then*

$$d(D(q), D(q')) = d(q, q') \geq 2R_j.$$

The equality of distances holds by Claim 4.7. The inequality holds because q and q' lie on distinct lifts of σ_j , and σ_j has an embedded tube of radius R_j . See [33, Lemma 4.1] for more details.

For each $q \in Q$, let $B(q) \subset \hat{\mathbb{H}}^3$ be a ball of radius R_j centered at $D(q) \in \hat{\mathbb{H}}^3$. By Claim 4.8, these balls are disjointly embedded in $\hat{\mathbb{H}}^3$. In other words, each $B(q)$ is disjoint from its translates under $\mathbb{Z} \times \mathbb{Z}$.

Let (r, θ, ζ) be cylindrical coordinates on $\hat{\mathbb{H}}^3$, as in Definition 2.1. We normalize things so that the geodesic arc $D(\tilde{\gamma})$ lies on the geodesic ray $\{(r, 0, 0) : r > 0\}$. Let $B(q)$ be the ball of radius R_j centered at $(R_i + R_j, 0, 0)$. By [33, Lemma 4.3], the projection of $B(q)$ to the (θ, ζ) -plane consists of all points (θ, ζ) that satisfy

$$(4.9) \quad \sinh^2 \zeta \cosh^2(R_i + R_j) + \sin^2 \theta \sinh^2(R_i + R_j) \leq \sinh^2 R_j.$$

Claim 4.10. *Let (θ, ζ) be a point in the projection of $B(q)$ to the (θ, ζ) -plane. Setting $S(R_j)$ is as in (4.5), we have $|\sinh \zeta| \leq S(R_j) |\zeta|$. Furthermore, $S(R_j)$ is a decreasing function of R_j .*

To see this, observe that (4.9), combined with (4.6), implies

$$(4.11) \quad |\sinh \zeta| \leq \frac{\sinh R_j}{\cosh(R_i + R_j)} \leq \frac{\sinh R_j}{\cosh(2R_j)}.$$

Now, setting $x = \sinh r$, observe that the function

$$\frac{\sinh r}{\cosh(2r)} = \frac{x}{2x^2 + 1}$$

reaches a global maximum value of $\sqrt{2}/4$ when $x = 1/\sqrt{2}$, and declines to 0 thereafter. Since $|\sinh \zeta / \zeta|$ is increasing in $|\zeta|$, we have

$$\left| \frac{\sinh \zeta}{\zeta} \right| \leq \frac{\sinh(\operatorname{arcsinh}(\sqrt{2}/4))}{\operatorname{arcsinh}(\sqrt{2}/4)} = S(0) = 1.02013\dots \quad \text{for all values of } R_j,$$

as observed by Hodgson–Kerckhoff [33, Pages 401–402]. Furthermore, when $x = \sinh R_j \geq 1/\sqrt{2}$, we have

$$\left| \frac{\sinh \zeta}{\zeta} \right| \leq \frac{\sinh R_j / \cosh(2R_j)}{\operatorname{arcsinh}(\sinh R_j / \cosh(2R_j))} = S(R_j),$$

which is increasing in $\sinh R_j / \cosh(2R_j)$, hence decreasing in R_j . This proves the claim.

Combining (4.9), Claim 4.10, and the standard fact $|\sin \theta| \leq |\theta|$ gives:

Claim 4.12. *Let $B(q)$ be the ball of radius R_j centered at $(R_i + R_j, 0, 0)$. Then the projection of $B(q)$ to the (θ, ζ) -plane contains the elliptical region consisting of points (θ, ζ) that satisfy*

$$(4.13) \quad \zeta^2 S(R_j)^2 \cosh^2(R_i + R_j) + \theta^2 \sinh^2(R_i + R_j) \leq \sinh^2 R_j.$$

Now, recall the tube U_i about σ_i , with radius R_i . This tube lifts to a tube \tilde{U}_i about $\tilde{\sigma}_i$, which isometrically embeds in $\hat{\mathbb{H}}^3$ by Claim 4.7. We consider the shadow of $B(q)$ on the Euclidean plane $D(\partial\tilde{U}_i)$. Since $(\zeta \cosh R_i)$ and $(\theta \sinh R_i)$ are Euclidean coordinates on the plane at radius R_i from the singular geodesic of $\hat{\mathbb{H}}^3$, the elliptical region of (4.13) can be rewritten in coordinates as

$$\left(\frac{S(R_j) \cosh(R_i + R_j)}{\cosh R_i \sinh R_j} \right)^2 (\zeta \cosh R_i)^2 + \left(\frac{\sinh(R_i + R_j)}{\sinh R_i \sinh R_j} \right)^2 (\theta \sinh R_i)^2 \leq 1.$$

Since the elliptical region is disjoint from its translates under $\mathbb{Z} \times \mathbb{Z}$, it follows that the quotient torus $T_i = \partial U_i$ contains an embedded ellipse whose semi-major axes are

$$a(R_i, R_j) = \frac{\cosh R_i \sinh R_j}{S(R_j) \cosh(R_i + R_j)} \quad \text{and} \quad b(R_i, R_j) = \frac{\sinh R_i \sinh R_j}{\sinh(R_i + R_j)},$$

as required in (4.4).

If the tube U_i became maximal by bumping into itself, the arc γ must have both of its endpoints on σ_i . This means there are two distinct $\mathbb{Z} \times \mathbb{Z}$ orbits of lifts of γ with an endpoint on $\tilde{\sigma}_i$, giving

rise to two orbits of balls $B(q)$ and two disjoint ellipses on ∂U_i . This is the case that Hodgson and Kerckhoff analyze in [33, Theorem 4.4]. \square

Remark 4.14. It follows from Equations (4.13) and (4.6) that the ellipse constructed in the last proof has θ -coordinate bounded as follows:

$$|\theta| \leq \frac{\sinh R_j}{\sinh(R_i + R_j)} \leq \frac{\sinh R_j}{\sinh(2R_j)} = \frac{1}{2 \cosh R_j} < \frac{1}{2}.$$

4.1. Areas of maximal tubes. We present two applications of Proposition 4.3 that will be crucial in the sequel. The first application, developed by Hodgson and Kerckhoff [33, 34], concerns the area of maximal multi-tubes. We will use the area of the ellipse constructed in Proposition 4.3 to get a lower bound on $\text{area}(T_i)$. To do this, we need to remove the dependence on the tube T_j .

Lemma 4.15. *Let $a(R_i, R_j)$ and $b(R_i, R_j)$ be as in Equation (4.4). Then the function that is their product*

$$ab(R_i, R_j) = \frac{\sinh R_i \cosh R_i \sinh^2 R_j}{S(R_j) \sinh(R_i + R_j) \cosh(R_i + R_j)}$$

is increasing in both variables.

Proof. Since $S(R_j)^{-1}$ is increasing in R_j by Claim 4.10, it suffices to show that $S(R_j)ab(R_i, R_j)$ is increasing. To that end, we substitute the variable names $x = R_i$ and $y = R_j$, and simplify:

$$Sab(x, y) = \frac{(\sinh x \cosh x) \sinh^2 y}{\sinh(x + y) \cosh(x + y)} = \frac{\sinh(2x) \cdot \frac{1}{2}(\cosh(2y) - 1)}{\sinh(2x + 2y)}.$$

Now, we can compute the partial derivatives:

$$\begin{aligned} \frac{\partial Sab}{\partial x} &= \frac{2 \sinh(2x + 2y) \cosh(2x) - 2 \sinh(2x) \cosh(2x + 2y)}{\sinh^2(2x + 2y)} \cdot \frac{1}{2}(\cosh(2y) - 1) \\ &= \frac{\sinh(2y)}{\sinh^2(2x + 2y)} \cdot (\cosh(2y) - 1) > 0 \end{aligned}$$

when $y > 0$. Similarly,

$$\begin{aligned} \frac{\partial Sab}{\partial y} &= \frac{\sinh(2x + 2y) \sinh(2y) - (\cosh(2y) - 1) \cosh(2x + 2y)}{\sinh^2(2x + 2y)} \cdot \sinh(2x) \\ &= \frac{[\sinh(2x + 2y) \sinh(2y) - \cosh(2y) \cosh(2x + 2y)] + \cosh(2x + 2y)}{\sinh^2(2x + 2y)} \cdot \sinh(2x) \\ &= \frac{\cosh(2x + 2y) - \cosh(2y)}{\sinh^2(2x + 2y)} \cdot \sinh(2x) > 0. \end{aligned}$$

when $x > 0$ and $y > 0$. \square

We can now show the following.

Theorem 4.16. *Let M be a non-elementary hyperbolic cone-manifold, and Σ^+ a geodesic link containing the singular locus Σ . Let $U_{\max}(\Sigma^+)$ be the maximal multi-tube about Σ^+ , with smallest tube radius R . Let $T_i = \partial U_i$ be the boundary torus of any component of U_{\max} . Then*

$$(4.17) \quad \text{area}(T_i) \geq \frac{\sqrt{3} \sinh^2 R}{S(R) \cosh(2R)} \geq 1.69785 \frac{\sinh^2 R}{\cosh(2R)}.$$

If the tube U_i became maximal by bumping into itself (for instance, if Σ^+ is connected), then $\text{area}(T_i)$ is bounded below by twice the estimate of (4.17).

Proof. This result is essentially [33, Theorem 4.4]. To derive the theorem from Proposition 4.3, perform an area-preserving affine transformation on T_i that turns the ellipse of Proposition 4.3 into a circle. The area of this circle is

$$\pi ab(R_i, R_j) \geq \pi ab(R, R) = \frac{\pi \sinh R \cosh R \sinh^2 R}{S(R) \sinh(2R) \cosh(2R)} = \frac{\pi \sinh^2 R}{2S(R) \cosh(2R)},$$

where the inequality is Lemma 4.15. By a theorem of Böröczky [8], the maximal density of a circle packing in the torus is $\frac{\pi}{2\sqrt{3}}$. Therefore,

$$\text{area}(T_i) \geq \frac{2\sqrt{3}}{\pi} \pi ab(R, R) = 2\sqrt{3} ab(R, R) = \frac{\sqrt{3} \sinh^2 R}{S(R) \cosh(2R)}.$$

Recall from Claim 4.10 that $S(R) \leq S(0) = 1.02013\dots$, hence $\sqrt{3}/S(R) \geq 1.69785$.

If the tube U_1 became maximal by bumping into itself, the two ellipses guaranteed by Proposition 4.3 become two circles of identical radius. Thus the estimate of (4.17) becomes doubled. This is the case that Hodgson and Kerckhoff analyze in [33, Theorem 4.4]. \square

We apply Theorem 4.16 to bound the visual area of Σ^+ .

Definition 4.18. Let M be a non-elementary hyperbolic cone-manifold, and let $\Sigma^+ = \sigma_1 \cup \dots \cup \sigma_n$ be a geodesic link containing the singular locus. Let α_j be the cone angle along σ_j , and let $\lambda_j = \text{len}(\sigma_j)$ be the length of σ_j . We define the *visual area of σ_j* to be

$$\mathcal{A}_j = \alpha_j \lambda_j.$$

The *visual area of Σ^+* is defined by summation: $\mathcal{A} = \sum_j \mathcal{A}_j$. Note that if T_j is the boundary of some tube $U_j \subset U_{\max}$, then (2.2) implies

$$(4.19) \quad \text{area}(T_j) = \mathcal{A}_j \sinh R_j \cosh R_j = \mathcal{A}_j \sinh(2R_j)/2.$$

Definition 4.20. Define a function

$$h(r) = 3.3957 \frac{\tanh(r)}{\cosh(2r)} = 3.3957 \frac{z(1-z^2)}{1+z^2},$$

where $z = \tanh r$.

Theorem 4.21. *Let M be a non-elementary hyperbolic cone-manifold, and Σ^+ a geodesic link containing the singular locus. Let $U_{\max}(\Sigma^+)$ be the maximal multi-tube about Σ^+ , with smallest tube radius R . Then*

$$\mathcal{A} \geq h(R).$$

Proof. This result is due to Hodgson and Kerckhoff [34, Theorem 5.6]. We repeat the short proof for completeness. If T_i is a boundary torus of some component of U_{\max} , equation (4.19) gives

$$\text{area}(T_i) = \mathcal{A}_i \sinh R_i \cosh R_i.$$

If U_1 became maximal by bumping into itself, Theorem 4.16 guarantees

$$\mathcal{A} \geq \mathcal{A}_1 = \frac{\text{area}(T_1)}{\sinh R \cosh R} \geq 3.3957 \frac{\sinh^2 R / \cosh(2R)}{\sinh R \cosh R} = h(R),$$

as desired. Meanwhile, if U_1 became maximal by bumping into another tube U_2 , then $R_1 = R_2 = R$, and Theorem 4.16 bounds the area of each of $T_1 = \partial U_1$ and $T_2 = \partial U_2$. Therefore,

$$\mathcal{A} \geq \mathcal{A}_1 + \mathcal{A}_2 = \frac{\text{area}(T_1) + \text{area}(T_2)}{\sinh R \cosh R} \geq 3.3957 \frac{\sinh^2 R / \cosh(2R)}{\sinh R \cosh R} = h(R). \quad \square$$

In Section 5, we will apply Theorem 4.21 to prove the existence of cone deformations maintaining a given tube radius about Σ . To set up this application, we need to establish some important properties of $h(r)$.

Lemma 4.22 (Lemma 5.2 of [33]). *For $r > 0$, the function $h(r)$ of Definition 4.20 has a unique critical point at $r_0 = \operatorname{arctanh} \sqrt{\sqrt{5} - 2} \approx 0.5306375$. This critical point is a global maximum, hence $h(r)$ is strictly decreasing when $r \geq 0.531$. \square*

Remark 4.23. Recall from Definition 4.20 that $h(r)$ can be expressed as a rational function of $z = \tanh r$. This leads us to define

$$\operatorname{haze}(z) = h(\tanh^{-1}(z)) = 3.3957 \frac{z(1-z^2)}{1+z^2}.$$

By Lemma 4.22, $\operatorname{haze}(z)$ is decreasing and invertible in the range $z \in [\sqrt{\sqrt{5} - 2}, 1)$. The functions haze and haze^{-1} will play an important role in Section 6 and Section 7. Because inverting $\operatorname{haze}(z)$ amounts to solving a cubic equation, Cardano's Formula can be used to obtain a closed-form expression for $\operatorname{haze}^{-1}(h)$:

$$(4.24) \quad \operatorname{haze}^{-1}(3.3957x) = \frac{2\sqrt{x^2+3}}{3} \cos\left(\frac{\pi}{3} + \frac{1}{3} \tan^{-1}\left(\frac{-3\sqrt{-3x^4-33x^2+3}}{x^3+18x}\right)\right) - \frac{x}{3}.$$

Returning to the function $h(r)$, we define $h_{\max} = h(0.531) \approx 1.01967$. By Lemma 4.22, this is slightly less than the true maximal value of h . Now, Theorem 4.21 and Lemma 4.22 have the following immediate corollary.

Corollary 4.25. *The function h of Definition 4.20 has a well-defined inverse*

$$h^{-1}: (0, h_{\max}] \rightarrow [0.531, \infty),$$

which can be computed via (4.24). Furthermore, h^{-1} is a decreasing function such that the maximal tube radius satisfies

$$R \geq h^{-1}(\mathcal{A}),$$

provided $R \geq 0.531$. \square

4.2. Injectivity radii. Recall the definition of $\operatorname{inrad}(x, U_i)$ from Definition 2.17.

Theorem 4.26. *Let M be a non-elementary hyperbolic cone-manifold, and Σ^+ a geodesic link containing the singular locus. Let $U_{\max}(\Sigma^+)$ be the maximal multi-tube about Σ^+ , with smallest tube radius R .*

Then, for every tube $U_i \subset U_{\max}$ and every $x \in \partial U_i$,

$$(4.27) \quad 2 \operatorname{inrad}(x, U_i) \geq 1.361 \sqrt{1 - \cos\left(\frac{1}{\cosh(R)}\right)} \cdot \frac{\sinh R}{S(R)}$$

$$(4.28) \quad > 1.1227 \tanh R - 0.1604.$$

where $S(R)$ is defined in (4.5). The functions on the right-hand side of (4.27) and (4.28) are increasing in R .

Proof. First, we check that the function expressing the lower bound in (4.27) is increasing in R , and calculate its limit as $R \rightarrow \infty$. We define

$$f_1(R) = \sqrt{1 - \cos\left(\frac{1}{\cosh(R)}\right)} \cdot \cosh(R), \quad f_2(R) = \frac{1}{S(R)}, \quad f_3(R) = \tanh R,$$

so that the lower-bound function in (4.27) becomes $f(R) = 1.361 f_1(R) f_2(R) f_3(R)$. The first non-constant term in the product can be written as

$$f_1(R) = \sqrt{1 - \cos\left(\frac{1}{\cosh(R)}\right)} \cdot \cosh(R) = \sqrt{\frac{1 - \cos(A)}{A^2}} \quad \text{for} \quad A = \frac{1}{\cosh(R)}.$$

For A between 0 and 1, the function $f_1(R)$ is decreasing in A , hence increasing in R . It satisfies $\lim_{R \rightarrow \infty} f_1(R) = \frac{1}{\sqrt{2}}$. The second term is $f_2(R) = S(R)^{-1}$, which is increasing by Claim 4.10 and

approaches 1 as $R \rightarrow \infty$. Finally, the third term is $f_3(R) = \tanh R$, which is also increasing in R and approaches 1 as $R \rightarrow \infty$. Thus $f(R) = 1.361 f_1(R) f_2(R) f_3(R)$ increases at least as fast as $Z = \tanh R$, and satisfies

$$(4.29) \quad \lim_{R \rightarrow \infty} f(R) = 1.361 \lim_{R \rightarrow \infty} f_1(R) f_2(R) f_3(R) = \frac{1.361}{\sqrt{2}} = 0.96237 \dots$$

Next, we check that the function in (4.27) is larger than the one (4.28). Set $Z = \tanh R$, as above. When $Z \in [0.99995, 1)$, the increasing function in (4.27) is bounded below by 0.9623, whereas $1.1227Z - 0.1604$ is bounded above by 0.9623. Meanwhile, when $Z \in [0, 0.99995]$, we check using interval arithmetic in Sage that the function in (4.27) is larger than $1.1227Z - 0.1604$. This is established by breaking the domain $[0, 0.99995]$ into small intervals and checking the desired inequality on each sub-interval. See the ancillary files [23] for details.

Now, we proceed to the main portion of the proof: the lower bound on $\text{injrads}(x, U_i)$ expressed in (4.27). Consider the torus $T_i = \partial U_i$. Proposition 4.3 has the following consequence.

Claim 4.30. *The torus $T_i = \partial U_i$ contains an embedded open disk of radius*

$$\frac{b(R, R)}{S(R)} = \frac{\sinh^2 R}{S(R) \sinh(2R)} = \frac{\tanh R}{2S(R)},$$

where $b(\cdot, \cdot)$ is a semi-major axis as in (4.4), and $S(\cdot)$ is as in (4.5).

This can be seen as follows. By Proposition 4.3, torus T_i contains an embedded ellipse, whose semi-major axes are

$$a(R_i, R_j) = \frac{\cosh R_i \sinh R_j}{S(R_j) \cosh(R_i + R_j)} \quad \text{and} \quad b(R_i, R_j) = \frac{\sinh R_i \sinh R_j}{\sinh(R_i + R_j)}.$$

This ellipse contains a disk of radius $\min\{a, b\}$. We would like to determine this minimum. By Lemma A.2,

$$\frac{\cosh R_i}{\cosh(R_i + R_j)} > \frac{\sinh R_i}{\sinh(R_i + R_j)}, \quad \text{hence} \quad S(R_j) a(R_i, R_j) > b(R_i, R_j).$$

Since $S(R_j) > 1$, it follows that

$$\min\{a(R_i, R_j), b(R_i, R_j)\} \geq \min\left\{a(R_i, R_j), \frac{b(R_i, R_j)}{S(R_j)}\right\} = \frac{b(R_i, R_j)}{S(R_j)} \geq \frac{b(R, R)}{S(R)}.$$

Here, the last inequality follows because $b(R_i, R_j)$ is monotonically increasing in both variables, by a calculation similar to Lemma 4.15. Meanwhile, $S(R)$ is monotonically decreasing by Claim 4.10, hence the quotient is increasing. This proves the claim.

Proceeding toward the main proof, let \hat{M} be the universal branched cover of M , branched over Σ^+ . Choose a preimage \tilde{U}_i of U_i . Then $\tilde{T}_i = \partial \tilde{U}_i$ is a Euclidean plane that covers T_i . Our goal, following Definition 2.17, is to give a lower bound on the distance between a lift \tilde{x} of x and any of its translates under $\pi_1(T_i) = \mathbb{Z} \times \mathbb{Z}$.

By Claim 4.30, \tilde{T}_i contains a $\mathbb{Z} \times \mathbb{Z}$ -equivariant family of disjoint disks, of radius $b(R, R)/S(R)$. Fix $p = \tilde{x}$, and let $q = \varphi(\tilde{x})$ be the closest translate of p . Since $\text{injrads}(x, U_i)$ is constant over points of T_i , we may assume that p and q lie at centers of disks in this family. Thus $d_E(p, q) \geq 2b(R, R)/S(R)$, where d_E denotes the Euclidean distance on \tilde{T}_i , as in Section 3.3.

Claim 4.31. *We have $d(p, q) \geq f(R) = 1.361 \sqrt{1 - \cos\left(\frac{1}{\cosh(R)}\right)} \cdot \frac{\sinh R}{S(R)}$.*

Before proving this claim, we make some quick reductions. First, as we computed in (4.29), the function $f(R)$ is bounded above by 0.9625. Thus it suffices to assume $d(p, q) \leq 0.9625$. Second, it suffices to assume that the disks of radius b/S centered at p and q are tangent, because any lower bound on distance for tangent disks will still apply as p, q are moved further apart.

Our lower bound on $d(p, q)$ will come from Lemma 3.8. In preparation for applying that lemma, we note that since $d(p, q) \leq 0.9625$, we have

$$(4.32) \quad \frac{\cosh d(p, q) - 1}{d(p, q)^2} \leq \frac{\cosh 0.9625 - 1}{0.9625^2} = 0.53981 \dots$$

By Remark 4.14, the θ -coordinates of an ellipse centered at $(r, 0, 0)$ must satisfy

$$(4.33) \quad |\theta| \leq \frac{1}{2 \cosh(R_j)} \leq \frac{1}{2 \cosh(R)} = \frac{A}{2},$$

where recall that we defined $A = 1/\cosh(R)$. This means that the θ -coordinates of p and q , whose disks are assumed to be tangent, must differ by at most A , which is at most $1 < \pi$. Finally, if the disks centered at p, q are tangent, Claim 4.30 implies

$$(4.34) \quad d_E(p, q) = \frac{2b(R, R)}{S(R)} = \frac{\tanh R}{S(R)}.$$

Now, we may plug (4.32) and (4.34) into the lower bound of Lemma 3.8. Using the upper bound from (4.32), we obtain

$$0.53982 d(p, q)^2 \geq \cosh d(p, q) - 1 \geq \frac{1 - \cos A}{A^2} d_E(p, q)^2 = \frac{1 - \cos A}{A^2} \cdot \frac{\tanh^2 R}{S(R)^2}.$$

Using the value $A = 1/\cosh R$ from (4.33), this simplifies to

$$\begin{aligned} d(p, q) &\geq \sqrt{\frac{1}{0.53982}} \cdot \frac{\sqrt{1 - \cos A}}{A} \cdot \frac{\tanh R}{S(R)} \\ &= 1.36105 \dots \sqrt{1 - \cos\left(\frac{1}{\cosh(R)}\right)} \cdot \cosh R \cdot \frac{\tanh R}{S(R)}, \end{aligned}$$

proving the claim. Since q was assumed to be the closest translate of $p = \tilde{x}$, Claim 4.31 proves the theorem. \square

Remark 4.35. If the cone manifold M has cusps, the constructions and results of this section also apply to a maximal neighborhood consisting of tubes and horocusps in M . To extend Definition 4.2, first construct a maximal multi-tube as in that definition. Then, choose any ordering on the cusps and expand each cusp neighborhood until it bumps into a tube or a previously expanded cusp.

After such a construction, Theorems 4.16 and 4.26 hold for the boundary tori of both tubes and horocusps. One way to see this is to view horocusps as limiting cases of tubes with radius $R_i \rightarrow \infty$. A key point in the proofs of both Theorem 4.16 and Theorem 4.26 is that the relevant estimates are monotonically increasing in R_i . Thus they will also hold if R_i is replaced by ∞ .

If there are no compact tubes at all, but only a union of maximal cusps, both theorems become well-known statements from the literature. Theorem 4.16 becomes the well-known estimate due to Meyerhoff [44, Section 5] that every cusp torus $T_i = \partial U_i$ satisfies

$$\text{area}(T_i) \geq \frac{\sqrt{3}}{2} = \lim_{R \rightarrow \infty} \frac{\sqrt{3} \sinh^2 R}{S(R) \cosh(2R)}.$$

Meanwhile, Theorem 4.26 becomes a well-known estimate observed by Adams [1, Lemma 2.4]: every non-trivial element $\varphi \in \pi_1(T_i)$ corresponds to a horocycle of length ≥ 1 . In other words, for every $\tilde{x} \in \tilde{T}_i$ and every $1 \neq \varphi \in \pi_1(T_i)$, we have $d_E(\tilde{x}, \varphi \tilde{x}) \geq 1$. By Lemma 3.9, this implies

$$2\text{injrad}(x, U_i) = \min\{d(\tilde{x}, \varphi(\tilde{x})) : \varphi \neq 1\} \geq 2 \text{arcsinh}(1/2) = 0.96242 \dots,$$

which is nearly the same as the asymptotic limit computed in (4.29).

5. EXISTENCE OF CONE DEFORMATIONS

This section proves that if M is a hyperbolic manifold and $\Sigma \subset M$ is a geodesic link that is sufficiently short, then there exists a cone deformation interpolating between M and $M - \Sigma$. See Theorem 5.1 for a precise statement. This result is closely related to theorems of Hodgson and Kerckhoff [33] and Bromberg [14] showing that cone deformations exist under certain conditions. However, we need a version that has explicitly quantified hypotheses, allows for multiple components of Σ , and allows M to be a cusped manifold. Such a version did not previously appear in the literature. Still, our proof in this section relies heavily on the cone deformation theory developed by Hodgson and Kerckhoff [31, 33, 34]. In order to explain the statement and set up the proof, we review necessary background material from their work. Reviewing background from cone deformation theory will also allow us to define several important quantities and set up notation that will be used in the subsequent sections.

On the way to proving Theorem 5.1, we will establish Theorem 5.14, which provides quantitative control on the radius of a maximal multi-tube about Σ . This result will be used repeatedly in the sequel.

A related theorem of Hodgson and Kerckhoff [34, Theorem 1.2] provides an interpolation by cone manifolds from $M - \Sigma$ to M (i.e. in the opposite direction of Theorem 5.1), provided that all meridians on the cusps of $M - \Sigma$ are sufficiently long. We recall their result below, in Theorem 5.17, again adding quantitative control over the radius of a multi-tube about Σ .

In this section, and in the sequel, $\Sigma = \sigma_1 \cup \dots \cup \sigma_n$ is a geodesic link. We use the notation $\ell_j = \text{len}(\sigma_j)$ to denote the initial length of σ_j in a non-singular metric, and $\lambda_j = \lambda_j(t) = \text{len}_t(\sigma_j)$ to denote the length of σ_j in a changing metric g_t .

Theorem 5.1. *Let M be a finite volume hyperbolic 3-manifold. Suppose that $\Sigma = \sigma_1 \cup \dots \cup \sigma_n$ is a geodesic link in M , whose components have lengths satisfying*

$$\ell_j = \text{len}(\sigma_j) \leq 0.0996 \text{ for all } j \quad \text{and} \quad \ell = \sum_{j=1}^n \ell_j \leq 0.15601.$$

Then the hyperbolic structure on M can be deformed to a complete hyperbolic structure on $M - \Sigma$ by decreasing the cone angle α_j along σ_j from 2π to 0. The cone angles on all components of Σ change in unison.

Hodgson and Kerckhoff have shown this result in the setting where M is a closed hyperbolic 3-manifold and Σ is connected [33, Corollary 6.3]. In this special case, it suffices to assume that $\ell = \text{len}(\Sigma) \leq 0.11058$. Bromberg extended their result to geometrically finite manifolds without rank one cusps [14, Theorem 1.2]. However, his hypotheses are not explicitly quantified, while we need explicit bounds under explicit hypotheses.

5.1. Background on cone deformations. Hodgson and Kerckhoff [31] show that an infinitesimal deformation of a cone manifold structure on M , with singular locus Σ , can be represented as a harmonic 1-form ω with values in the bundle E of infinitesimal isometries of $X = M - \Sigma$. Explicit information about ω is used to determine the effect of the deformation on the singular locus.

Since X is a hyperbolic 3-manifold, its bundle of infinitesimal isometries can be identified with $TX \otimes \mathbb{C} \cong TX \oplus iTX$. Here $(v, iw) \in TX \oplus iTX$ corresponds to an infinitesimal translation in the direction of v and an infinitesimal rotation about an axis in the direction of w . In [34], Hodgson and Kerckhoff show that ω can be taken to be *harmonic*, which means it will have the form

$$(5.2) \quad \omega = \eta + i * D\eta$$

where η is a TX -valued 1-form on X , and $*$ is the Hodge star operator on forms on X that takes the vector-valued 2-form $D\eta$ to a vector-valued 1-form. The forms η and $*D\eta$ are both symmetric and traceless. Under an appropriate L^2 integrability condition, ω is the unique closed and co-closed harmonic form in its cohomology class; see Remark 5.18 for details.

Given any component σ_j of the singular locus Σ , Hodgson and Kerckhoff use cylindrical coordinates about σ_j to compute two explicit closed and co-closed forms. The first, $\omega_m = \eta_m + i * D\eta_m$, represents an infinitesimal deformation which decreases the cone angle but does not affect the real part of the complex length of the meridian. The second, $\omega_\ell = \eta_\ell + i * D\eta_\ell$, stretches the singular locus but leaves the holonomy of the meridian unchanged. The effects of ω_m and ω_ℓ on the complex length of any peripheral curve were computed in [31, pages 32–33] and recorded in [33, Lemma 2.1].

In the following lemma, t is a dummy variable expressing the “direction” of an infinitesimal change of metric. Part of the content of Theorem 5.6 will be that infinitesimal deformations can actually be promoted to local deformations, parametrized by t .

Lemma 5.3 (Lemma 2.1 of [33]). *The effects of ω_m and ω_ℓ on the complex length \mathcal{L} of any peripheral curve are as follows.*

- (1) If $\omega = \omega_m$, then $\frac{d}{dt}(\mathcal{L}) = -2\mathcal{L}$.
- (2) If $\omega = \omega_\ell$, then $\frac{d}{dt}(\mathcal{L}) = 2\text{Re}(\mathcal{L})$.

Any harmonic infinitesimal deformation affecting σ_j alone can be written in terms of these forms:

$$(5.4) \quad \omega = s_j \omega_m + (x_j + i y_j) \omega_\ell + \omega_c,$$

where s_j , x_j , and y_j are real constants, and ω_c is an infinitesimal deformation that does not affect the holonomy of the meridian and longitude on the torus T_j of distance R from σ_j . We define ω_0 to be $\omega - \omega_c$.

Because only ω_m affects the cone angle, the coefficient s_j determines the change in cone angle at σ_j for our given parametrization.

Lemma 5.3 implies that the effect of ω_0 on the complex length \mathcal{L}_j of σ_j is given by

$$(5.5) \quad \frac{d}{dt}(\mathcal{L}_j) = -2s_j \mathcal{L}_j + 2(x_j + i y_j) \text{Re}(\mathcal{L}_j)$$

A central result of Hodgson and Kerckhoff [31] is that there always exists a local cone deformation that changes the cone angle on each component of Σ at the desired rate. In fact, we may let the deformation preserve some number of closed geodesics whose cone angle is not changing. The following is a special case of [31, Theorem 4.8], with parametrization information added as in [34, Page 1073].

Theorem 5.6. *Let M be a finite volume hyperbolic cone manifold with singular locus $\Sigma = \sigma_1 \cup \dots \cup \sigma_n$, such that each component of Σ has cone angle $\alpha_j \leq 2\pi$. Let $\Sigma^+ = \sigma_1 \cup \dots \cup \sigma_m$ be a geodesic link containing Σ . Pick a vector $(s_1, \dots, s_m) \in \mathbb{R}^m$, where $s_j = 0$ for $j > n$. Then there is a local cone deformation (M, Σ^+, g_t) , parametrized by t , such that*

$$(5.7) \quad \frac{d\alpha_j}{dt} = -2\alpha_j s_j.$$

Furthermore, the metric g_t is determined up to isometry by the vector $(\alpha_1(t), \dots, \alpha_n(t), \alpha_{n+1}, \dots, \alpha_m)$.

In our setting, we will consider deformations where each component of Σ has the same cone angle. As in [34], we choose the parametrization $t = \alpha^2$ for $0 \leq \alpha \leq 2\pi$, and insist that $\alpha_j = \alpha$ for every $j \leq n$. When $\alpha > 0$, equation (5.7) becomes

$$(5.8) \quad s_j = -\frac{1}{2\alpha} \frac{d\alpha}{dt} = \frac{-1}{4\alpha^2} \quad \text{for all } j \leq n.$$

5.2. Visual area and maximal tubes. Recall from Definition 4.18 that the visual area of the j^{th} component of Σ is $\mathcal{A}_j = \alpha_j \lambda_j$, and the total visual area is $\mathcal{A} = \sum \mathcal{A}_j$. Recall as well the notion of a maximal multi-tube from Definition 4.2. Our goal is to ensure that the radius of U_{\max} does not degenerate to 0 during the course of the cone deformation. We do this by showing that \mathcal{A} is monotonic in α (Lemma 5.9) and that small visual area implies deep tubes (Corollary 4.25).

Lemma 5.9. *Consider a local cone deformation (M, Σ, g_t) , parametrized by $t = \alpha^2$. Let $U_{\max}(\Sigma)$ be the maximal multi-tube about Σ , and let R be the smallest radius of the tubes in U_{\max} . Let $\text{len}_t(\Sigma) = \sum_j \lambda_j$ denote the total length of Σ in the cone-metric g_t . If $Z = \tanh R \geq 1/\sqrt{3}$, and $t > 0$, then*

$$(5.10) \quad \frac{d}{dt} \text{len}_t(\Sigma) \geq \frac{\text{len}_t(\Sigma)}{2t} \cdot \frac{3Z^2 - 1}{Z^2(3 - Z^2)} \geq 0.$$

Furthermore,

$$(5.11) \quad \frac{d\mathcal{A}}{dt} \geq \frac{\mathcal{A}}{2t} \left(\frac{3Z^2 - 1}{Z^2(3 - Z^2)} + 1 \right) \geq \frac{\mathcal{A}}{2t} > 0.$$

Proof. In our setting, every component of Σ has the same angle $\alpha_j = \alpha$. Define $v = \mathcal{A}/\alpha^2 = \text{len}(\Sigma)/\alpha$. Then

$$\text{len}(\Sigma) = \sum \lambda_j = \frac{\mathcal{A}}{\alpha} = \alpha v = \sqrt{t} v.$$

Consequently,

$$\frac{d \text{len}(\Sigma)}{dt} = \frac{d(\sqrt{t} v)}{dt} = \sqrt{t} \frac{dv}{dt} + \frac{v}{2\sqrt{t}} = \frac{v}{2\sqrt{t}} \left(\frac{2t}{v} \frac{dv}{dt} + 1 \right) = \frac{\text{len}(\Sigma)}{2t} \left(\frac{2t}{v} \frac{dv}{dt} + 1 \right).$$

By [34, Proposition 5.5], the hypothesis $R \geq \arctanh(1/\sqrt{3})$ implies

$$\frac{1}{v} \frac{dv}{dt} \geq -\frac{1}{\sinh^2 R} \left(\frac{2 \cosh^2 R - 1}{2 \cosh^2 R + 1} \right) \frac{1}{\alpha} \frac{d\alpha}{dt} = -\left(\frac{1 - Z^4}{Z^2(3 - Z^2)} \right) \frac{1}{2t},$$

where the last equality uses $Z = \tanh R$ and $t = \alpha^2$. Then

$$(5.12) \quad \frac{2t}{v} \frac{dv}{dt} + 1 \geq -\frac{1 - Z^4}{Z^2(3 - Z^2)} + 1 = \frac{3Z^2 - 1}{Z^2(3 - Z^2)}.$$

Since $Z = \tanh R < 1$, the denominator of the last expression is always positive. The numerator will be non-negative whenever $Z \geq 1/\sqrt{3}$, hence the whole expression in (5.12) is non-negative. Thus

$$\frac{d \text{len}(\Sigma)}{dt} = \frac{\text{len}(\Sigma)}{2t} \left(\frac{2t}{v} \frac{dv}{dt} + 1 \right) \geq \frac{\text{len}_t(\Sigma)}{2t} \cdot \frac{3Z^2 - 1}{Z^2(3 - Z^2)} \geq 0,$$

establishing (5.10). For (5.11), we recall that $\mathcal{A} = \alpha^2 v = tv$. Thus

$$\frac{d\mathcal{A}}{dt} = t \frac{dv}{dt} + v = \frac{v}{2} \left(\frac{2t}{v} \frac{dv}{dt} + 2 \right) = \frac{\mathcal{A}}{2t} \left(\frac{2t}{v} \frac{dv}{dt} + 2 \right) \geq \frac{\mathcal{A}}{2t} \left(\frac{3Z^2 - 1}{Z^2(3 - Z^2)} + 1 \right).$$

Since the expression in (5.12) is non-negative, (5.11) follows. \square

Our goal is to bound the tube radius throughout a cone deformation. Following Hodgson and Kerckhoff, we do this by using Corollary 4.25, which can be rephrased as follows: if the tube radius at some initial time t is larger than 0.531, and $\mathcal{A}(t)$ remains smaller than $h_{\max} \approx 1.0196$ throughout the cone deformation, then the tube radius will remain large.

To apply Lemma 5.9, we need to ensure that the cone-locus Σ has a tube of radius $R \geq \arctanh(1/\sqrt{3}) > 0.531$. This minimal assumption on tube radius will appear in many results below.

5.3. Decreasing cone angles to 0. Recall that by Theorem 5.6, there always exists a local cone deformation on (M, Σ) that decreases the cone angle on each component of Σ from α to $\alpha - \epsilon$, for some small $\epsilon > 0$. To show that the cone deformation can be continued, we apply a result of Hodgson and Kerckhoff.

Theorem 5.13 (Theorem 3.12 of [33]). *Suppose M_t for $t \in [0, t_\infty)$ is a smooth path of finite volume hyperbolic cone manifold structures on (M, Σ) with cone angle $\alpha_j(t)$ along the j^{th} component of the singular locus Σ . Suppose $\alpha_j(t) \in [0, 2\pi]$ for all t , and $\alpha_j(t) \rightarrow a_j$ as $t \rightarrow t_\infty$. Suppose there is a constant $R_{\min} > 0$ such that there is an embedded tube of radius at least R_{\min} around Σ for all t . Then the path extends continuously to $t = t_\infty$ so that as $t \rightarrow t_\infty$, M_t converges in the bilipschitz topology to a cone manifold structure M_∞ on M with cone angle a_j along the j^{th} component of Σ .*

Proof. This theorem is exactly [33, Theorem 3.12], except for three minor differences in the statement:

- (1) The result [33, Theorem 3.12] is stated for closed manifolds rather than finite-volume manifolds.
- (2) It is stated for cone structures where all cone angles around the singular locus agree. In fact, we can be more flexible with parametrizing the deformation.
- (3) It is stated for cone-manifolds satisfying a uniform upper volume bound, independent of t .

Hypothesis (3) can be omitted because it holds automatically. This follows from a construction of Agol [3], as follows. Agol uses the cone-metric g_t (which is non-singular outside a tube about Σ) to construct a complete metric of pinched negative curvature on $M - \Sigma$, which we denote h_t . The sectional curvatures of this metric are bounded in terms of the constant $R_{\min} > 0$, while $\text{vol}(h_t)$ differs from $\text{vol}(g_t)$ by a multiplicative factor that depends only on R_{\min} . Furthermore, by a result of Boland, Connell, and Souto [7], $\text{vol}(h_t)$ differs by a bounded multiplicative factor from the volume of the complete hyperbolic metric, denoted $\text{vol}(M - \Sigma)$. Consequently, Agol's work gives a uniform upper bound on $\text{vol}(M_t)$ as a function of R_{\min} and $\text{vol}(M - \Sigma)$.¹

Hypothesis (2) can be omitted because it is never used in the proof of [33, Theorem 3.12]. The proof goes through verbatim without this assumption.

Issue (1) can now be resolved by an appeal to (2). Let Σ^+ consist of geodesics and cusps, where the cusps have cone angle 0. Now apply [33, Theorem 3.12] to Σ^+ , so that the cone angle remains 0 on all cusps that remain unfilled. This immediately gives the result for finite volume manifolds. \square

Theorem 5.14. *Suppose M is a finite volume hyperbolic 3-manifold, and $\Sigma = \sigma_1 \cup \dots \cup \sigma_n$ is a geodesic link in M , of total length $\ell = \text{len}(\Sigma) \leq 0.15601 \approx h(\text{arctanh}(1/\sqrt{3}))/ (2\pi)$. Let R be the radius of a maximal embedded tube about Σ , and assume $R \geq 0.531$. Define $R_{\min} = h^{-1}(2\pi\ell)$, and note that this value exists by Corollary 4.25.*

Then the hyperbolic structure on M can be deformed to the complete hyperbolic structure on $M - \Sigma$ by decreasing the cone angles on Σ from 2π to 0 in such a way that at any time t ,

- (1) *Every component of Σ has cone angle $\alpha = \sqrt{t}$,*
- (2) *The tube radius in M_t about Σ is $R(t) \geq R_{\min} \geq \text{arctanh}(1/\sqrt{3})$,*
- (3) *If $t > 0$, we have $\mathcal{A}'(t) > 0$.*

Proof. By Theorem 5.6, there exists a cone deformation with cone angles near 2π , parametrized by $t = \alpha^2$. At the maximal value of t , namely $t = (2\pi)^2$, we have

$$\mathcal{A}(t) = 2\pi\ell = h(R_{\min}) \leq h(\text{arctanh}(1/\sqrt{3})) < h_{\max},$$

hence $R \geq R_{\min} \geq \text{arctanh}(1/\sqrt{3})$ by Corollary 4.25. By Lemma 5.9, we have $\mathcal{A}'((2\pi)^2) > 0$.

Let $I \subset [0, (2\pi)^2]$ be the maximal subinterval containing $(2\pi)^2$, such that conclusions (1), (2), and (3) all hold for $t \in I$. In the previous paragraph, we checked that I contains $(2\pi)^2$, so is not empty.

Next, we show that I is open. Suppose $t_0 \in I$, so there exists a hyperbolic cone manifold structure on M with cone angles $\alpha_0 = \sqrt{t_0}$. On a small neighborhood of t_0 , condition (1) holds as a consequence of Theorem 5.6: there exists a local cone deformation with cone angles near α_0 , parametrized by $t = \alpha^2$ for t near t_0 . Condition (3) is an open condition, hence $\mathcal{A}'(t) > 0$ in a small neighborhood of t_0 in $[0, (2\pi)^2]$. Therefore, in the union of I and this small neighborhood, we have

¹The main result of Agol's paper [3, Theorem 2.1] uses this construction to bound the ratio $\text{vol}(M - \Sigma)/\text{vol}(M_t)$ from above. However the same ingredients also suffice to bound $\text{vol}(M - \Sigma)/\text{vol}(M_t)$ from below.

$\mathcal{A}(t) \leq \mathcal{A}((2\pi)^2) \leq h(R_{\min})$, hence $R \geq R_{\min} \geq \operatorname{arctanh}(1/\sqrt{3})$ by Corollary 4.25. So condition (2) is satisfied as well in this neighborhood, and I is open.

Now, we show that I is closed. Let $t_\infty = \inf I$. By Theorem 5.13, the assumption that $R(t) \geq \operatorname{arctanh}(1/\sqrt{3})$ for $t \in I$ implies that the cone deformation extends to time t_∞ , hence (1) holds. Second, note that (2) is a closed condition, hence $R(t_\infty) \geq R_{\min}$ by continuity. Third, by Lemma 5.9, $R(t_\infty) \geq \operatorname{arctanh}(1/\sqrt{3})$ implies that if $t_\infty > 0$, then $\mathcal{A}'(t_\infty) > 0$, hence condition (3) holds. Finally, if $t_\infty = 0$, then condition (3) holds vacuously. Therefore, I is closed.

Since I is open, closed, and non-empty, it follows that $I = [0, (2\pi)^2]$, hence the desired cone deformation interpolates all the way between cone angle 2π and 0. \square

The style of argument in the above proof will be employed several more times in the paper. Conditions (1)–(3) are mutually reinforcing, with the property that if they hold on an interval I , then they also hold on a slightly larger interval. If I is closed, the conclusions hold on a neighborhood of the endpoint; if I is open, they hold on the closure. This continuous analogue of induction will be called a *crawling argument*.

We will prove Theorem 5.1 by applying Theorem 5.14. Theorem 5.14 needs a hypothesis on the length ℓ and a hypothesis on the radius of the maximal tube. Meanwhile, Theorem 5.1 only has hypotheses on length. It turns out that for non-singular manifolds, the tube radius can be estimated from length alone.

Lemma 5.15. *Let M be a hyperbolic 3-manifold. Let $\Sigma \subset M$ be a geodesic link with components $\sigma_1, \dots, \sigma_n$, such that $\operatorname{len}(\sigma_j) \leq 0.0996$ for every j . Then the maximal embedded tube about Σ has radius $R > 0.531$.*

See [28, Proposition 1.10] for a very similar statement, with slightly different numbers in the hypotheses and the conclusion. Our proof, using results of Meyerhoff [44], is based on the proof of that proposition.

Proof of Lemma 5.15. This follows from a theorem of Meyerhoff [44, Section 3]. For each j , let $\mathcal{L}_j = \ell_j + i\tau_j$ be the complex length of σ_j . For each j , Meyerhoff constructs an embedded tube about σ_j whose radius r_j satisfies

$$\sinh^2 r_j = \frac{\sqrt{1 - 2k(\mathcal{L}_j)}}{2k(\mathcal{L}_j)} - \frac{1}{2}, \quad \text{where } k(\mathcal{L}_j) = \min_{m \in \mathbb{N}} \{\cosh(m\ell_j) - \cos(m\tau_j)\}.$$

Furthermore, the tubes about different components are disjoint [44, Section 7].

Observe that $\frac{\sqrt{1-2k}}{2k}$ is a decreasing function of k when $k \in (0, \sqrt{2} - 1)$, and that $r_j = 0.531$ when $k(\mathcal{L}_j) = 0.34932\dots$. Thus it remains to show that $k(\mathcal{L}_j) \leq 0.34932$ for all $\ell_j \in [0, 0.0996]$ and $\tau_j \in [0, 2\pi]$. Since $\cosh(m\ell_j)$ is an increasing function of ℓ_j , it suffices to set $\ell_j = 0.0996$. Since $\cos(m\tau_j)$ is an even function of τ_j , it suffices to consider values $\tau_j \in [0, \pi]$.

Finally, we claim that for every $\tau_j \in [0, \pi]$, there is an integer $m \in \{1, \dots, 8\}$ such that $\cosh(m \cdot 0.0996) - \cos(m\tau_j) \leq 0.34932$. This is verified using interval arithmetic in Sage; see the ancillary files [23] for details. \square

Proof of Theorem 5.1. Suppose that $\Sigma = \sigma_1 \cup \dots \cup \sigma_n$ is a geodesic link in M , such that each component has length $\operatorname{len}(\sigma_j) \leq 0.0996$ and $\sum \operatorname{len}(\sigma_j) \leq 0.15601$. Since $\operatorname{len}(\sigma_j) \leq 0.0996$ for each j , Lemma 5.15 says the maximal tubular neighborhood of Σ has radius $R > 0.531$. Since $\ell = \sum \operatorname{len}(\sigma_j) \leq 0.15601$, Theorem 5.14 implies that we may deform the cone angles on σ_j downward from 2π to 0. \square

5.4. Increasing cone angles from 0. Next, we present a companion result to Theorem 5.14, whose hypotheses are on the drilled manifold $M - \Sigma$ rather than the on the filled manifold M where Σ is non-singular. Recall that normalized length was defined in Definition 1.3. If the total normalized length of all meridians in $M - \Sigma$ is sufficiently large, one obtains a cone deformation from $M - \Sigma$ to M , with control on tube radii.

Definition 5.16. Define a function $I: (0, 1) \rightarrow \mathbb{R}$ by

$$I(z) = \frac{(2\pi)^2}{3.3957(1-z)} \exp\left(\int_z^1 \frac{1+4w+6w^2+w^4}{(1+w)(1+w^2)^2} dw\right),$$

where $z = \tanh r$ as usual. This function has a unique critical point: a global minimum when $z = \sqrt{\sqrt{5}-2}$, with minimum value $56.469\dots$. The function is monotonically increasing for larger z , hence for $r \geq 0.531$. It blows up as $z \rightarrow 1$. See [33, Pages 409–410].

Hodgson and Kerckhoff proved the following result.

Theorem 5.17. *Let M be a 3-manifold with empty or toroidal boundary, and Σ a smoothly embedded link in M . Suppose that $M - \Sigma$ is a cusped hyperbolic manifold such that the total normalized length of the meridians of Σ satisfies*

$$L^2 \geq I(Z_{\min}), \quad \text{where } Z_{\min} = \tanh(R_{\min}) \geq 1/\sqrt{3}.$$

Then M admits a hyperbolic metric in which Σ is isotopic to a union of geodesics. Furthermore, the hyperbolic structure on $M - \Sigma$ can be deformed to that of M via a family of cone-manifolds M_t , while maintaining the following properties.

- (1) *Every component of Σ has the same cone angle in M_t ,*
- (2) *The tube radius in M_t about Σ is $R(t) \geq R_{\min} \geq \operatorname{arctanh}(1/\sqrt{3})$,*
- (3) *$\mathcal{A}(t) < h_{\max}$.*

Proof. This is essentially [34, Theorem 5.11], with information about tube radius extracted from the proof. By the remark following [31, Theorem 4.8], there is a family of cone-manifolds (M, Σ, g_t) for $t \in [0, \epsilon)$, in which the cone angles on Σ agree for each t . In [34, Theorem 5.8], Hodgson and Kerckhoff prove that the deformation can be continued so long as $R(t) \geq \operatorname{arctanh}(1/\sqrt{3})$. Meanwhile, in [34, Theorem 5.7] and the discussion preceding the theorem, they show that so long as $L^2 \geq I(Z_{\min})$, and the cone angles are at most 2π , the tube radius $R(t)$ will stay bounded below by $R_{\min} \geq \operatorname{arctanh}(1/\sqrt{3})$. Thus the deformation can be continued all the way up to cone angle 2π , where we reach the complete hyperbolic metric on M . The link Σ is geodesic in each cone metric g_t , hence is also geodesic in the non-singular metric at cone angle 2π . \square

We conclude this section with a particularly natural choice of the harmonic form ω .

Remark 5.18. Recall from Section 5.1 that an infinitesimal deformation of the cone-metric g_t is determined by a harmonic 1-form ω defined on $X = M - \Sigma$, with values in the bundle $E \cong TX \oplus iTX$ of infinitesimal isometries of X . By Theorem 5.6, the local family of cone-metrics g_t is determined up to isometry by its cone-angles, but different choices of ω within the same cohomology class in $H^1(X, E)$ lead to different choices of cone-metric within the same isometry class. In our bilipschitz theorem in Section 8, it will be important to have a natural way to identify points of (M, Σ, g_a) with points of (M, Σ, g_b) , for the purpose of comparing the metrics g_a and g_b at a point $p \in X$. To that end, we pin down a canonical choice of ω .

Suppose $\tilde{\omega}$ is a smooth E -valued 1-form on $X = M - \Sigma$. In [31, Theorem 2.7], Hodgson and Kerckhoff prove that so long as all cone angles are at most 2π , which is always the case in our setting, there is a unique closed and co-closed harmonic form ω such that $[\tilde{\omega}] = [\omega] \in H^1(X, E)$, and furthermore $\tilde{\omega} - \omega = ds$, where s is a globally defined L^2 section of E . This choice of ω determines the one-parameter family of cone-metrics g_t on the nose, and defines a *natural identity map* $\operatorname{id}: (M - \Sigma, g_a) \rightarrow (M - \Sigma, g_b)$ that allows us to compare the metrics at any given point. Because of the canonical way in which ω is chosen, the identity map conjugates every isometry of (M, Σ, g_a) to an isometry of (M, Σ, g_b) . We will say, for short, that the identity map is *equivariant with respect to the symmetry group of (M, Σ)* .

In Sections 8 and 9, we will always use this 1-form ω and the accompanying identity map. In Section 7, where we will need the flexibility to enlarge Σ to a larger link Σ^+ containing a non-singular geodesic, we will accordingly choose a harmonic form ω with reference to Σ^+ .

6. BOUNDING THE BOUNDARY TERMS

In this section, we will find explicit bounds on certain boundary terms that arise in the cone deformation. These boundary terms were used in [31] to prove that there are no infinitesimal deformations of hyperbolic cone manifolds fixing the cone angles. They have been used in many other applications of cone deformations to obtain geometric control. We will use boundary terms in Section 7 to bound the change in length of a non-singular geodesic, and in Section 8 to get bilipschitz estimates in the thick part of a manifold.

This section is quite technical, reviewing definitions and results from [31, 33, 34] that require significant work from analysis and differential geometry to state and to prove. For our applications, we need only the results (technical though they are), and not the analysis. Therefore we will skim over some of the definitions and results quickly, sweeping the complicated work of [31, 33, 34] into the references, pointing the reader to statements in those papers for careful definitions and details. Our goal in being brief is to attempt to avoid unnecessary complications that are peripheral to our applications. The reader interested only in the applications can view this section as a black-box, while the reader with more interest in cone deformations can still turn to the references for details.

6.1. Definitions and setup. Throughout, (M, Σ) will be a hyperbolic cone manifold. We will also consider a submanifold $X \subset M$ with *tubular boundary*: This means that X is either a model tube, or the complement of some number of model tubes. We orient the boundary of X by *inward* normal vectors. This orientation will be important, as it affects the signs of our results.

Recall from Section 5.1 that an infinitesimal deformation of a cone manifold structure can be represented by a harmonic 1-form ω , and that we made a canonical choice of ω in Remark 5.18. The harmonic form ω decomposes as $\omega = \eta + i * D\eta$, as in (5.2). In [31, Proposition 1.3 and page 36], Hodgson and Kerckhoff show that integrating by parts over the submanifold X , again oriented by inward normal, gives

$$(6.1) \quad \int_X \|\omega\|^2 dV = \int_X \|D\eta\|^2 + \|\eta\|^2 dV = \int_{\partial X} *D\eta \wedge \eta.$$

See also [33, Lemma 2.3] for a formulation of the result in notation that better matches ours.

The term on the far right of (6.1) is important. Thus Hodgson and Kerckhoff define the *boundary term* b_X on TX -valued 1-forms μ and ν as follows.

$$(6.2) \quad b_X(\mu, \nu) = \int_{\partial X} *D\mu \wedge \nu.$$

Thus the term on the far right of (6.1) becomes $b_X(\eta, \eta)$.

Next, recall from (5.4) and the ensuing discussion that ω can be written as a sum $\omega = \omega_0 + \omega_c$ where ω_0 is written in terms of the explicit forms ω_m and ω_ℓ that affect meridian and longitude, and ω_c is a correction term. We may write $\omega_0 = \eta_0 + i * D\eta_0$ and $\omega_c = \eta_c + i * D\eta_c$. Then (6.1) becomes

$$(6.3) \quad \int_X \|\omega\|^2 dV = b_X(\eta, \eta) = b_X(\eta_0, \eta_0) + b_X(\eta_c, \eta_c),$$

using [33, Lemma 2.5] (the cross terms vanish). See [34, Equation (6) and (7)], where integration is implicit in their definition of the L^2 norm.

We emphasize that the above formulas (6.1)–(6.3) hold both when X is a model tube and when X is the complement of some number of model tubes. This flexibility will be important in Section 7.

For the rest of this section, and in Section 8, boundary terms will appear in the following specific context. Let $\mathbf{r} = (r_1, \dots, r_n)$ be a vector of positive radii. Suppose that $U_{\mathbf{r}} = U_{\mathbf{r}}(\Sigma)$ is an embedded multi-tube about the singular locus Σ , as in Definition 4.1, and let $X_{\mathbf{r}} = M - U_{\mathbf{r}}$. The inward normal vectors that orient $\partial X_{\mathbf{r}}$ point away from Σ . For any $TX_{\mathbf{r}}$ -valued 1-forms μ and ν , define

$$b_{\mathbf{r}}(\mu, \nu) = b_{X_{\mathbf{r}}}(\mu, \nu) = \int_{\partial X_{\mathbf{r}}} *D\mu \wedge \nu.$$

Lemma 6.4. *Let $\mathbf{r} = (r_1, \dots, r_n)$, where $\tanh(r_j) \geq 1/\sqrt{3}$ for all j . Then*

$$b_{\mathbf{r}}(\eta_c, \eta_c) \leq 0.$$

Proof. Let U be a solid torus of radius r . Then the principal curvatures of ∂U are $k_1 = \tanh r$ and $k_2 = \coth r$. See, for instance, [34, Page 1066]. Thus, under the hypotheses of the lemma, the principal curvatures along every component ∂X satisfy $1/\sqrt{3} \leq k_1 \leq k_2 \leq \sqrt{3}$.

Under this hypothesis on principal curvatures, Hodgson and Kerckhoff prove in [34, Theorem 4.2] that $b_{\mathbf{r}}(\eta_c, \eta_c) \leq 0$. \square

We remark that the hypotheses of Lemma 6.4 also imply $b_{\mathbf{r}}(\eta_0, \eta_0) > 0$. See [34, Corollary 4.3].

We will need an upper bound on $b_{\mathbf{r}}(\eta, \eta)$. By Lemma 6.4, this amounts to finding an upper bound on $b_{\mathbf{r}}(\eta_0, \eta_0)$.

Lemma 6.5. *With the parametrization $t = \alpha^2$, the boundary term $b_{\mathbf{r}}(\eta_0, \eta_0)$ satisfies*

$$b_{\mathbf{r}}(\eta_0, \eta_0) \leq \sum_{j=1}^n \frac{4(1-z_j^2)}{z_j^2(3-z_j^2)} \cdot \frac{1}{16\alpha^4} \cdot \mathcal{A}_j$$

where $z_j = \tanh(r_j)$, and α is the cone angle, and \mathcal{A}_j is the visual area.

Proof. This result is contained in the proof of [34, Proposition 5.4]. On the bottom of page 1074 and the top of page 1075, it is shown that

$$b_{\mathbf{r}}(\eta_0, \eta_0) \leq \sum_{j=1}^n \frac{4a_j c_j - b_j^2}{4a_j} s^2 \mathcal{A}_j$$

where $s = \frac{-1}{2\alpha} \frac{d\alpha}{dt}$, and where a_j , b_j , and c_j are as in [34, equation (32)]:

$$a_j = \frac{-\sinh^2 r_j}{\cosh^2 r_j} (2 \cosh^2 r_j + 1), \quad b_j = \frac{-2}{\cosh^2 r_j}, \quad c_j = \frac{2 \cosh^2 r_j - 1}{\sinh^2 r_j \cosh^2 r_j}.$$

As in [34, page 1079], we let $t = \alpha^2$. Thus, as in (5.8), we have $s = -1/(4\alpha^2)$. Rewriting a_j , b_j , and c_j in terms of z_j , using Lemma A.1, gives the result. \square

6.2. Controlling length and visual area. The next several lemmas prove estimates relating how visual area changes under cone deformations. These results culminate in an estimate relating the normalized length L , measured on cusps in the complete metric on $M - \Sigma$, to the length $\ell = \text{len}_{4\pi^2}(\Sigma)$ in the complete metric on M . This will feed into the bound on boundary terms later in this section.

Remark 6.6. We recall notation that will be used below. As usual, we are assuming that a cone deformation M_t is parameterized by $t = \alpha^2$ where α is the cone angle along each component of the singular locus Σ . We let R denote the smallest radius in a maximal multi-tube U about Σ in M_t . If σ_j is a component of the singular locus, with length ℓ_j , recall from Definition 4.18 that the visual area of the tube component U_j of U about σ_j is defined to be $\mathcal{A}_j = \alpha \ell_j$. The visual area of the union of all tubes is $\mathcal{A} = \sum \mathcal{A}_j$.

In the proof of Lemma 5.9, we introduced the variable $v = \mathcal{A}/\alpha^2$. We now let $u = 1/v$. As above, we set $Z = \tanh(R)$.

Lemma 6.7. *Suppose that $Z = \tanh R \geq 1/\sqrt{3}$. Let $u(t) = u(\alpha^2) = \alpha^2/\mathcal{A}$. Then du/dt satisfies*

$$-G(Z) \leq \frac{du}{dt} \leq \tilde{G}(Z)$$

where

$$G(z) = \frac{1+z^2}{6.7914 z^3} \quad \text{and} \quad \tilde{G}(z) = \frac{(1+z^2)^2}{6.7914 z^3 (3-z^2)}.$$

Furthermore, $G(z)$ and $\tilde{G}(Z)$ are strictly decreasing on the interval $(0, 1)$.

Proof. The bound on du/dt is proved on page 1079 of [34]. The behavior of $G(z)$ and $\tilde{G}(z)$ can be checked by differentiation. \square

Lemma 6.8. *Suppose we have a cone deformation from cone angle 0 to $\alpha > 0$, so that throughout the deformation, the maximal multi-tube about Σ has radius $R \geq R_{\min}$, where $Z_{\min} = \tanh R_{\min} \geq 1/\sqrt{3}$. Then the function $u(\alpha^2) = u(t) = \alpha^2/\mathcal{A}$ satisfies:*

$$L^2 - G(Z_{\min})\alpha^2 < u(\alpha^2) < L^2 + \tilde{G}(Z_{\min})\alpha^2.$$

Here L is the total normalized length of the meridians of the drilled manifold $M - \Sigma$, as in Definition 1.3. In particular, for $0 < \alpha \leq 2\pi$,

$$L^2 - G(Z_{\min})(2\pi)^2 < u(\alpha^2) < L^2 + \tilde{G}(Z_{\min})(2\pi)^2.$$

Proof. Hodgson and Kerckhoff showed that as cone angle decreases to 0, we have

$$u(0) = \lim_{t \rightarrow 0} u(t) = L^2.$$

See [34, page 1076]. Then at time α^2 , we have

$$\begin{aligned} u(t) &= u(0) + \int_0^{\alpha^2} \frac{du}{d\tau} d\tau \\ &\geq L^2 - \int_0^{\alpha^2} G(Z(\tau)) d\tau \quad \text{by Lemma 6.7} \\ &> L^2 - \int_0^{\alpha^2} G(Z_{\min}) d\tau \quad \text{using strict monotonicity of } G \\ &= L^2 - G(Z_{\min})\alpha^2. \end{aligned}$$

The upper bound is obtained similarly, using the strict monotonicity of \tilde{G} . \square

A very similar argument gives the following.

Lemma 6.9. *Suppose we have a cone deformation from cone angle 2π to α , so that throughout the cone deformation, the maximal multi-tube about Σ has radius $R \geq R_{\min}$, where $Z_{\min} = \tanh R_{\min} \geq 1/\sqrt{3}$. Then for $\alpha < 2\pi$, the function $u(\alpha^2) = u(t) = \alpha^2/\mathcal{A}$ satisfies:*

$$\frac{2\pi}{\ell} - \tilde{G}(Z_{\min})((2\pi)^2 - \alpha^2) < u(\alpha^2) < \frac{2\pi}{\ell} + G(Z_{\min})((2\pi)^2 - \alpha^2)$$

where ℓ denotes the total length of Σ at cone angle 2π . In particular,

$$\frac{2\pi}{\ell} - \tilde{G}(Z_{\min})(2\pi)^2 < u(\alpha^2) < \frac{2\pi}{\ell} + G(Z_{\min})(2\pi)^2.$$

Proof. At cone angle 2π , we have $t = (2\pi)^2$, hence

$$u((2\pi)^2) = \frac{\alpha^2}{\mathcal{A}} = \frac{\alpha^2}{\sum \alpha \text{len}(\sigma_j)} = \frac{2\pi}{\ell}.$$

Now, we can set up an integral, as above:

$$\begin{aligned} u(t) &= u((2\pi)^2) - \int_{\alpha^2}^{(2\pi)^2} \frac{du}{d\tau} d\tau \\ &\geq \frac{2\pi}{\ell} - \int_{\alpha^2}^{(2\pi)^2} \tilde{G}(Z(\tau)) d\tau \quad \text{by Lemma 6.7} \\ &> \frac{2\pi}{\ell} - \int_{\alpha^2}^{(2\pi)^2} \tilde{G}(Z_{\min}) d\tau \quad \text{using strict monotonicity of } \tilde{G} \\ &= \frac{2\pi}{\ell} - \tilde{G}(Z_{\min})((2\pi)^2 - \alpha^2). \end{aligned}$$

The upper bound is obtained similarly, using the monotonicity of G . \square

We can now relate the total normalized length L to the total length $\ell = \ell(\Sigma)$ at cone angle 2π . This result generalizes a lemma of Magid [43, Lemma 4.7] to cone deformations with multiple components, while sharpening the estimate and making hypotheses explicit. It also converts the asymptotic formula of Neumann and Zagier [48, Proposition 4.3] into a two-sided inequality.

Lemma 6.10. *Suppose that M is a complete finite volume hyperbolic 3-manifold. Fix a constant $R_{\min} > 0$ such that $Z_{\min} = \tanh R_{\min} \geq 0.6622$; note this is strictly larger than $1/\sqrt{3}$. Suppose that $\Sigma \subset M$ is a geodesic link such that one of the following hypotheses holds.*

- (1) *In the complete structure on $M - \Sigma$, the total normalized length of the meridians of Σ satisfies $L^2 \geq I(Z_{\min})$, where I is the function of Definition 5.16.*
- (2) *In the complete structure on M , each component of Σ has length at most 0.0996, while the total length of Σ is $\ell \leq \text{haze}(Z_{\min})/(2\pi)$, where haze is the function of Remark 4.23.*

Then we have the double-sided inequality

$$\frac{2\pi}{L^2 + \tilde{G}(Z_{\min})(2\pi)^2} < \ell < \frac{2\pi}{L^2 - G(Z_{\min})(2\pi)^2},$$

where G and \tilde{G} are defined in Lemma 6.7.

Furthermore, $M - \Sigma$ and M are connected by a cone deformation maintaining a multi-tube about Σ of radius R , where $\tanh R = Z > Z_{\min}$ throughout.

Proof. If (1) holds, Theorem 5.17 proves the existence of a cone deformation from $M - \Sigma$ to M that maintains $Z > Z_{\min}$ throughout.

If (2) holds, then Lemma 5.15 implies that the maximal tube about Σ has radius $R > 0.531$. Furthermore, since $\ell \leq \text{haze}(Z_{\min})/(2\pi) = h(R_{\min})/(2\pi)$, Theorem 5.14 proves the existence of a cone deformation from M to $M - \Sigma$ that maintains $Z > Z_{\min}$ throughout.

Applying Lemma 6.8 with $\alpha \leq 2\pi$ gives

$$(6.11) \quad L^2 - G(Z_{\min})(2\pi)^2 < u < L^2 + \tilde{G}(Z_{\min})(2\pi)^2.$$

Now, we substitute $u = \alpha/\ell$ and $\alpha = 2\pi$, obtaining

$$(6.12) \quad L^2 - G(Z_{\min})(2\pi)^2 < \frac{2\pi}{\ell} < L^2 + \tilde{G}(Z_{\min})(2\pi)^2.$$

We need to make sure that the lower bound on $2\pi/\ell$ is strictly positive, to invert the three quantities in (6.12).

If $L^2 \geq I(Z_{\min})$ with $Z_{\min} \geq 1/\sqrt{3}$, then $L^2 \geq I(1/\sqrt{3}) > 57.504$ by the monotonicity of I ; see Definition 5.16. Meanwhile, $G(Z_{\min})(2\pi)^2 \leq G(1/\sqrt{3}) < 40.274$, hence the lower bound is positive in this case.

If $\ell \leq \text{haze}(Z_{\min})/(2\pi)$, the second inequality in (6.12) ensures that

$$L^2 > (2\pi)^2 \left(\frac{1}{\text{haze}(Z_{\min})} - \tilde{G}(Z_{\min}) \right),$$

hence

$$L^2 - G(Z_{\min})(2\pi)^2 > (2\pi)^2 \left(\frac{1}{\text{haze}(Z_{\min})} - \tilde{G}(Z_{\min}) - G(Z_{\min}) \right).$$

The right hand side is positive when $Z_{\min} = 0.6622$. Using the fact that the functions haze , G , and \tilde{G} are all strictly decreasing for $Z > Z_{\min}$ (Remark 4.23 and Lemma 6.7), it follows that the left hand side is also positive for $Z \geq Z_{\min} \geq 0.6622$.

Thus all terms in (6.12) are positive, and we can take the reciprocal of each term. Solving for ℓ completes the proof. \square

We will apply Lemma 6.10 to obtain relations between L and ℓ . The following is the simplest and most exportable version of the lemma, using $Z_{\min} = 0.6624$.

Corollary 6.13. *Suppose that M is a complete, finite volume hyperbolic 3-manifold and $\Sigma \subset M$ is a geodesic link such that one of the following hypotheses holds.*

- (1) *In the complete structure on $M - \Sigma$, the total normalized length of the meridians of Σ is $L \geq 7.823$.*
- (2) *In the complete structure on M , each component of Σ has length at most 0.0996 and the total length of Σ is $\ell \leq 0.1396$.*

Then

$$\frac{2\pi}{L^2 + 16.17} < \ell < \frac{2\pi}{L^2 - 28.78}.$$

6.3. Boundary terms for general tubes. The following proposition gives an explicit bound on boundary terms along a general tube about Σ . This bound will be used in Section 7 to control the change in length of a short non-singular geodesic. Versions of Proposition 6.14 with stronger hypotheses (see Theorem 6.20) will also be used in the bilipschitz estimates of Section 8.

Proposition 6.14. *Let M be a complete, finite volume hyperbolic 3-manifold, and Σ a geodesic link in M . Let M_t be a cone-manifold occurring along a deformation between $M - \Sigma$ and M , as in Theorem 5.1.*

Let $U_r(\Sigma)$ be an embedded (not necessarily maximal) multi-tube about the cone locus Σ . Suppose the smallest radius of a tube is r , and let $z = \tanh r$. Suppose that the area of each tube boundary is at least A .

Suppose that in the complete structure on M , each component of M has length at most 0.0996 and the total length of Σ is $\ell \leq \text{haze}(Z_{\min})/(2\pi)$, where $Z_{\min} \geq 0.6622$ and haze is the function of Remark 4.23. Then

$$b_r(\eta_0, \eta_0) \leq \frac{1}{4Az(3-z^2)} \cdot \left(\frac{\ell}{2\pi - 4\pi^2 \tilde{G}(Z_{\min})\ell} \right)^2,$$

where \tilde{G} is as in Lemma 6.7. In particular, if $\ell \leq 0.075$, then

$$b_r(\eta_0, \eta_0) \leq \frac{1}{4Az(3-z^2)} \cdot \left(\frac{\ell}{2\pi - 12.355\ell} \right)^2.$$

Proof. We compute as follows:

$$\begin{aligned} b_r(\eta_0, \eta_0) &\leq \sum \frac{4(1-z_j^2)}{z_j^2(3-z_j^2)} \cdot \frac{1}{16\alpha^4} \mathcal{A}_j && \text{by Lemma 6.5} \\ &= \sum \frac{1}{4\mathcal{A}_j} \cdot \frac{1-z_j^2}{z_j^2(3-z_j^2)} \mathcal{A}_j^2 \cdot 16 \cdot \frac{1}{16\alpha^4} \cdot \frac{\sinh r_j \cosh r_j}{\sinh r_j \cosh r_j} \\ &= \sum \frac{1}{4 \text{area}(\partial U_j)} \cdot \frac{1-z_j^2}{z_j^2(3-z_j^2)} \cdot \frac{\mathcal{A}_j^2}{\alpha^4} \cdot \frac{z_j}{1-z_j^2} && \text{by (4.19) and Lemma A.1} \\ &= \sum \frac{1}{4 \text{area}(\partial U_j)} \cdot \frac{1}{z_j(3-z_j^2)} \cdot v_j^2 && \text{where } v_j = \mathcal{A}_j/\alpha^2 \\ &\leq \sum \frac{1}{4A} \cdot \frac{1}{z(3-z^2)} \cdot v_j^2 && \text{using monotonicity of } (z(3-z^2))^{-1} \\ &\leq \frac{1}{4A} \cdot \frac{1}{z(3-z^2)} \cdot v^2 && \text{where } v = \sum v_j \\ &= \frac{1}{4A} \cdot \frac{1}{z(3-z^2)} \cdot \left(\frac{1}{u} \right)^2 && \text{where } u = 1/v. \end{aligned}$$

Now, observe that under our hypotheses, Lemma 6.10 ensures a cone deformation between cone angle α and cone angle 2π for which the tanh of the maximal tube stays bounded below by

$Z_{\min} \geq 0.6622$. Thus, by Lemma 6.9,

$$u \geq \frac{2\pi}{\ell} - \tilde{G}(Z_{\min}) \cdot (2\pi)^2 = \frac{2\pi - 4\pi^2 \tilde{G}(Z_{\min}) \ell}{\ell}.$$

Note that the right hand side is positive, because $\ell \leq h(Z_{\min})/(2\pi)$ and $Z_{\min} > 0.6622$ implies $2\pi/\ell - \tilde{G}(Z_{\min})(2\pi)^2 \geq 28.8 > 0$. Now, we may invert the lower bound on u to obtain the desired upper bound on $b_{\mathbf{r}}(\eta_0, \eta_0)$.

In the specific case $\ell < 0.075 \leq h(0.8477)/(2\pi)$, Lemma 6.10 ensures the cone deformation exists with $Z_{\min} > 0.8477$. Substituting that value into $\tilde{G}(z)$ gives the bound. \square

6.4. Boundary terms along thin tubes. We close this section by establishing certain versions of Proposition 6.14 in the specific situation where the multi-tube $U_{\mathbf{r}}$ is defined by a small injectivity radius. See Theorem 6.20 for a detailed statement.

This result will be used to prove bilipschitz estimates; see Theorem 8.3 and Theorem 8.18 in Section 8. The conclusion that a multi-tube $U_{\mathbf{r}}$ has a certain depth will also prove crucial in controlling Margulis numbers in Section 9. On the other hand, the results of this subsection are not needed in Section 7. Thus, a reader who is mainly interested in the application to cosmetic surgeries can skip ahead to Section 7.

Definition 6.15. Let U be a tube about a component of $\sigma_j \subset \Sigma$. For $\delta > 0$, we say that U is a δ -thin tube if $\text{inrad}(x, U) = \delta/2$ for a point $x \in \partial U$. (Recall Definition 2.17.) We emphasize that the term δ -thin tube refers only to injectivity radius in U , not in all of M .

Lemma 6.16. Fix $0 < \delta < 0.9623$. Suppose M is a complete, finite volume hyperbolic 3-manifold and $\Sigma = \sigma_1 \cup \dots \cup \sigma_n$ is a geodesic link in M . Suppose that $\text{len}(\sigma_j) \leq 0.0996$ for every j , while the total length of Σ is

$$(6.17) \quad \ell = \text{len}(\Sigma) \leq \min \left\{ 0.261\delta, \frac{1}{2\pi} \text{haze} \left(\frac{\delta + 0.1604}{1.1227} \right) \right\},$$

where *haze* is defined in Remark 4.23. Then $M - \Sigma$ is connected to M via a cone deformation M_t , while maintaining a multi-tube of radius $R \geq h^{-1}(2\pi\ell) \geq 0.7555$.

Fix a cone-manifold M_t in the interior of the deformation. For each component σ_j , let $r_j(\delta) = r_{\alpha, \lambda, \tau}(\delta)$ be the tube radius of the δ -thin tube about σ_j in the metric g_t . Set $\mathbf{r}(\delta) = (r_1(\delta), \dots, r_n(\delta))$. Then

- (1) For every j , we have $r_j(\delta) > 1.001(\delta/2)$.
- (2) The multi-tube $U_{\mathbf{r}(\delta)}$ is embedded in M_t . Furthermore, each δ -thin tube of radius $r_j(\delta)$ is properly contained in a component of the maximal tube U_{\max} .

Conclusion (1) can be interpreted as follows: $\text{inrad}(x, U)$ is realized by a ball $B = B_{\delta/2}(\tilde{x})$ bumping into another translate of B , and furthermore the bumping does not occur along the singular locus. The translate is somewhere else.

See Figure 6.1 for a graph of the upper bound on $\ell = \text{len}(\Sigma)$. Roughly speaking, the first hypothesis $\ell \leq 0.261\delta$ corresponds to conclusion (1), while the second hypothesis $2\pi\ell \leq \text{haze} \left(\frac{\delta + 0.1604}{1.1227} \right)$ corresponds to conclusion (2). Both conclusions also require $\ell \leq 0.1453$, where 0.1453 is (approximately) the peak of the graph in Figure 6.1.

Proof of Lemma 6.16. We begin by analyzing the two functions whose minimum is the bound on ℓ in (6.17). Recall from Lemma 4.22 that $\frac{1}{2\pi}h(r) = \frac{1}{2\pi}\text{haze}(\tanh r)$ has a single critical point for $r > 0$, and that this critical point is a global maximum. As a consequence, it is an easy exercise to check that the two functions of (6.17) intersect exactly once, at

$$\delta = \delta_{\text{cut}} = 0.556369\dots$$

Define

$$R_{\text{cut}} = h^{-1}(2\pi \cdot 0.261\delta_{\text{cut}}) = \text{arctanh} \left(\frac{\delta_{\text{cut}} + 0.1604}{1.1227} \right) = 0.75552\dots,$$

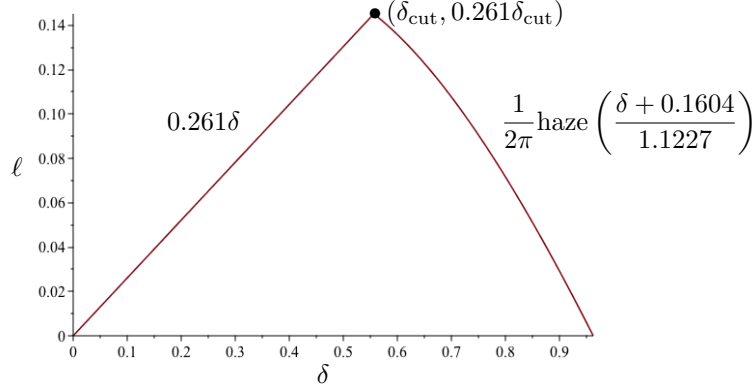


FIGURE 6.1. The function of δ that provides an upper bound on ℓ in Equation (6.17).

and note that $\tanh R_{\text{cut}} > 1/\sqrt{3} = 0.57735\dots$. This helps us analyze the two functions.

If $0 < \delta < \delta_{\text{cut}}$, then the minimum in (6.17) is achieved by 0.261δ , an increasing linear function. See Figure 6.1, left. On the other hand, if $\delta_{\text{cut}} \leq \delta < 0.9623$, then the minimum is achieved by $\frac{1}{2\pi}\text{haze}(z)$, where

$$z = \frac{\delta + 0.1604}{1.1227} \geq \frac{\delta_{\text{cut}} + 0.1604}{1.1227} > \sqrt{\sqrt{5} - 2}.$$

In particular, z is large enough that the function $\frac{1}{2\pi}\text{haze}(z)$ is decreasing in z by Lemma 4.22 and Remark 4.23, hence decreasing in δ . See Figure 6.1, right. Thus the largest possible upper bound on ℓ occurs at $\delta = \delta_{\text{cut}}$.

We conclude that for all values $0 < \delta < 0.9623$, Equation (6.17) requires the visual area of Σ to satisfy

$$\mathcal{A} = 2\pi\ell \leq 2\pi \cdot 0.261\delta_{\text{cut}} = h(R_{\text{cut}}) \leq 2\pi \cdot 0.14522.$$

Furthermore, under our hypotheses on $\text{len}(\sigma_j)$, Lemma 5.15 implies that the maximal tube about Σ has radius $R > 0.531$. It follows that Theorem 5.14 guarantees a cone deformation from M to $M - \Sigma$, maintaining a multi-tube U_{max} of radius

$$R \geq R_{\text{min}} = h^{-1}(2\pi\ell) \geq R_{\text{cut}}.$$

where the last inequality uses the decreasing property of h^{-1} .

We are now ready to prove conclusion (2). Consider a component $U_j \subset U_{\text{max}}$, of radius R_j , and recall that $R_j \geq R_{\text{min}} \geq R_{\text{cut}} > \text{arctanh}(1/\sqrt{3})$. Define $Z_{\text{min}} = \tanh R_{\text{min}}$, and $Z_{\text{cut}} = \tanh R_{\text{cut}}$, as usual. Theorem 4.26 says that for every $x \in \partial U_j$, we have

$$2 \text{injrad}(x, U_j) > 1.1227 Z_{\text{min}} - 0.1604.$$

If $0 < \delta \leq \delta_{\text{cut}}$, we have

$$1.1227 Z_{\text{min}} - 0.1604 \geq 1.1227 Z_{\text{cut}} - 0.1604 = \delta_{\text{cut}} \geq \delta,$$

Meanwhile, if $\delta_{\text{cut}} \leq \delta < 0.9623$, Equation (6.17) and the decreasing property of haze^{-1} imply

$$1.1227 Z_{\text{min}} - 0.1604 = 1.1227 \text{haze}^{-1}(2\pi\ell) - 0.1604 \geq \delta.$$

Thus, in either case, we can combine the above equations to conclude

$$(6.18) \quad 2 \text{injrad}(x, U_j) > 1.1227 Z_{\text{min}} - 0.1604 \geq \delta,$$

which implies $r_j(\delta) < R_{\text{min}} \leq R_j$. This means each component of $U_{\mathbf{r}(\delta)}$ is properly contained in the corresponding component of U_{max} .

To prove conclusion (1), let $\mathcal{A}_j = \alpha\lambda_j$ be the visual area of σ_j , as in Definition 4.18. Recall that by Lemma 5.9, $\mathcal{A} = \sum \mathcal{A}_j$ increases as the cone angle increases. At the complete structure, we have

$$\mathcal{A} = 2\pi\ell \leq 2\pi \cdot 0.261\delta \leq 1.64\delta.$$

Thus, for every intermediate cone-manifold M_t , we also have $\mathcal{A}_j \leq \mathcal{A} \leq 1.64\delta$. Since $\alpha < 2\pi$, Lemma 3.4 applies to give

$$(6.19) \quad r_j(\delta) \geq \frac{1}{2} \operatorname{arcsinh} \left(\frac{\sqrt{3}\delta^2}{\mathcal{A}_j} \right) \geq \frac{1}{2} \operatorname{arcsinh} \left(\frac{\sqrt{3}\delta^2}{1.64\delta} \right) \geq \frac{1}{2} \operatorname{arcsinh}(1.056\delta).$$

Now suppose that $0 < \delta \leq \delta_{\text{cut}}$. Consider the secant line for $\operatorname{arcsinh}(1.056\delta)$ between $\delta = 0$ and $\delta = \delta_{\text{cut}}$; this line has slope $\operatorname{arcsinh}(1.056\delta_{\text{cut}})/\delta_{\text{cut}} > 1.002$. By calculus, $\operatorname{arcsinh}(1.056\delta)$ is strictly increasing and concave down for $\delta > 0$, hence it lies over its secant line when $0 < \delta \leq \delta_{\text{cut}}$. Thus, in this range we have

$$r_j(\delta) \geq \frac{1}{2} \operatorname{arcsinh}(1.056\delta) \geq 1.002 \left(\frac{\delta}{2} \right).$$

Meanwhile, if $\delta_{\text{cut}} \leq \delta \leq 0.9623$, then we still have $\mathcal{A} \leq 1.64\delta_{\text{cut}}$ at the complete structure, hence $\mathcal{A}_j \leq \mathcal{A} \leq 1.64\delta_{\text{cut}}$ at every intermediate cone-manifold. Thus we have the following analogue of (6.19):

$$r_j(\delta_{\text{cut}}) \geq \frac{1}{2} \operatorname{arcsinh} \left(\frac{\sqrt{3}\delta_{\text{cut}}^2}{\mathcal{A}_j} \right) \geq \frac{1}{2} \operatorname{arcsinh} \left(\frac{\sqrt{3}\delta_{\text{cut}}^2}{1.64\delta_{\text{cut}}} \right) \geq \frac{1}{2} (1.002\delta_{\text{cut}}).$$

Thus by Lemma 3.1,

$$r_j(\delta) \geq r_j(\delta_{\text{cut}}) + \frac{\delta - \delta_{\text{cut}}}{2} \geq \frac{1}{2} (1.002\delta_{\text{cut}} + (\delta - \delta_{\text{cut}})) > \frac{1}{2} (1.001\delta),$$

where the second inequality is the above lower bound on $r_j(\delta_{\text{cut}})$, and the third inequality holds because δ is less than twice as big as δ_{cut} . \square

Now, we can combine Proposition 6.14 and Lemma 6.16 to control the boundary terms along certain thin tubes.

Theorem 6.20. *Let M be a complete, finite volume hyperbolic 3-manifold and Σ a geodesic link in M . Let ℓ denote the length of Σ in the complete structure on M .*

Fix $0 < \delta \leq \delta_{\text{max}} \leq 0.938$, and suppose that $\ell \leq \delta^2 B(\delta)$, where $B(\delta)$ is a nondecreasing function of δ , with $B(\delta) \leq 1/17.11$. (In particular, this assumption implies $\ell \leq 0.05143$.)

Fix a cone-manifold M_t in the interior of the cone deformation from $M - \Sigma$ to M , with associated cone-metric g_t . For each component σ_j of Σ , let $r_j(\delta) = r_{\alpha, \lambda, \tau}(\delta)$ be the tube radius of the δ -thin tube about σ_j in the metric g_t . Define $\mathbf{r}_- = \mathbf{r}_-(\delta) = (r_1(\delta) - \delta/2, \dots, r_n(\delta) - \delta/2)$. Then

(1) *For all $j = 1, \dots, n$,*

$$r_j(\delta) - \delta/2 \geq \frac{1}{2} \operatorname{arcsinh} \left(\frac{\sqrt{3}}{2\pi B(\delta_{\text{max}})} \right) - \frac{\delta_{\text{max}}}{2} \geq \operatorname{arctanh}(1/\sqrt{3}).$$

(2) *The multi-tube $U_{\mathbf{r}_-}$ is embedded in M_t .*

(3) *The boundary term along the tube $U_{\mathbf{r}_-}$ satisfies*

$$b_{\mathbf{r}_-}(\eta, \eta) \leq \left(\frac{\ell}{7.935\delta} \right)^2.$$

Proof. We start by proving (2). We will do this by applying Lemma 6.16 to a multi-tube $U_{\mathbf{r}(\gamma)}$ for a certain value $\gamma < \delta$. Specifically, define $\gamma > 0$ so that

$$\cosh \gamma - 1 = \frac{\cosh \delta - 1}{\cosh^2(\delta/2)}, \quad \text{i.e.} \quad \gamma = \operatorname{arccosh} \left(\frac{\cosh \delta - 1}{\cosh^2(\delta/2)} + 1 \right).$$

Observe that γ is strictly increasing in δ on $(0, 0.938)$, and that $\gamma < \delta$ in this range. Moreover, as δ approaches 0, γ approaches 0, and as δ approaches 0.938, γ approaches $\gamma_{\text{max}} = 0.84904\dots$

Consider a model solid torus $N_j = N_{\alpha, \lambda, \tau}$ such that a neighborhood of σ_j is modeled on N_j (compare Definition 2.4). By Theorem 3.6, the radii of γ -thin and δ -thin tori in N_j satisfy

$$r_j(\delta) - r_j(\gamma) \leq \operatorname{arccosh} \sqrt{\frac{\cosh \delta - 1}{\cosh \gamma - 1}} = \frac{\delta}{2},$$

where the equality holds by the definition of γ .

With an eye toward Lemma 6.16, we claim that our hypotheses imply

$$(6.21) \quad \ell \leq \frac{\delta^2}{17.11} \leq \min \left\{ 0.261\gamma, \frac{1}{2\pi} \operatorname{haze} \left(\frac{\gamma + 0.1604}{1.1227} \right) \right\}.$$

The first inequality holds by hypothesis. For the next inequality $\delta^2/17.11 \leq 0.261\gamma$, consider the function $g(\delta) = (0.261 \cdot 17.11)\gamma - \delta^2$. One can show by calculus² that g is strictly increasing for $0 < \delta < \delta_{\max}$. The minimum value of g thus occurs as $\delta \rightarrow 0$, and we have $g(\delta) > g(0) = 0$ on this domain.

As in the proof of Lemma 6.16, we need to verify the remaining inequality only for $\delta_{\text{cut}} < \gamma < \gamma_{\max}$. On this domain, δ^2 is strictly increasing whereas $\operatorname{haze}(\cdot)$ is strictly decreasing, by Lemma 4.22. Thus it suffices to plug in the maximal δ -value 0.938, which corresponds to $\gamma_{\max} = 0.84904\dots$. Plugging in these values of δ and γ gives

$$\frac{(0.938)^2}{17.11} = 0.05142\dots < 0.05147\dots = \frac{1}{2\pi} \operatorname{haze} \left(\frac{\gamma_{\max} + 0.1604}{1.1227} \right),$$

hence (6.21) holds for all $\delta \leq \delta_{\max} \leq 0.938$. Thus, by Lemma 6.16, the multi-tube $U_{\mathbf{r}(\gamma)}$ of radius $\mathbf{r}(\gamma)$ is embedded. Since $r_j(\delta) - \delta/2 \leq r_j(\gamma)$ for every j , it follows that the multi-tube $U_{\mathbf{r}_-(\delta)}$ is embedded as well.

The proof of condition (1) is similar to the corresponding argument in Lemma 6.16. Let $\mathcal{A}_j = \alpha \lambda_j$ be the visual area of σ_j . By Lemma 5.9, $\mathcal{A} = \sum \mathcal{A}_j$ increases as the cone angle increases. Since $\mathcal{A} = 2\pi\ell \leq 2\pi\delta^2 B(\delta)$ at the complete structure on M , we also have $\mathcal{A}_j \leq 2\pi\delta^2 B(\delta)$ at every intermediate cone-manifold M_t . Since $\alpha < 2\pi$, Lemma 3.4 applies to give

$$(6.22) \quad r_j(\delta) \geq \frac{1}{2} \operatorname{arcsinh} \left(\frac{\sqrt{3}\delta^2}{\mathcal{A}_j} \right) \geq \frac{1}{2} \operatorname{arcsinh} \left(\frac{\sqrt{3}}{2\pi B(\delta)} \right) \geq 1.1276\dots$$

Since $\delta \leq \delta_{\max}$ and $B(\delta)^{-1} \geq 17.11$, we conclude that

$$r_j(\delta) - \delta/2 \geq \frac{1}{2} \operatorname{arcsinh} \left(\frac{\sqrt{3}}{2\pi B(\delta)} \right) - \frac{\delta_{\max}}{2} > 0.65847\dots = \operatorname{arctanh}(1/\sqrt{3}),$$

proving (1).

It remains to bound $b_{\mathbf{r}_-}(\eta, \eta)$, establishing conclusion (3). Since the smallest coordinate of \mathbf{r}_- is larger than $\operatorname{arctanh}(1/\sqrt{3})$, Lemma 6.4 and (6.3) tell us that $b_{\mathbf{r}_-}(\eta, \eta) \leq b_{\mathbf{r}_-}(\eta_0, \eta_0)$.

We will bound $b_{\mathbf{r}_-}(\eta_0, \eta_0)$ using Proposition 6.14. By (4.19) and Lemma 3.3, the torus $T^\delta = T_{r_j(\delta)}$ has area

$$\operatorname{area}(T_{r_j(\delta)}) = \frac{\mathcal{A}_j}{2} \sinh(2r_j(\delta)) \geq \sqrt{3}\delta^2/2.$$

To apply Proposition 6.14, we need a lower bound on the area of each boundary torus of $U_{\mathbf{r}_-}$, where the j -th torus has radius $r_j(\delta) - \delta/2$. This can be computed using Lemma 3.3 and Lemma A.3. Note that by hypothesis, $\delta \leq \delta_{\max} \leq 0.938$. By (6.22), we have

$$\tanh(2r_j(\delta)) \geq \tanh \left(\operatorname{arcsinh} \left(\frac{\sqrt{3}}{2\pi B(\delta_{\max})} \right) \right) = \frac{\sqrt{3}}{\sqrt{3 + 4\pi^2 B(\delta_{\max})^2}} =: z_{\min}.$$

²The second derivative of γ is negative, so the same is true for the second derivative of g . Thus the minimum of g' occurs at δ_{\max} , and this minimum is positive.

Observe that $\tanh(\delta_{\max}) = 0.7343\dots$ and $z_{\min} \geq 0.9782\dots$, hence $\tanh(\delta_{\max}) \leq z_{\min} \leq \tanh(2r_j(\delta))$, and Lemma A.3 applies with $r = 2r_j(\delta)$, $s = \delta$, and z_{\min} as above. Therefore,

$$\begin{aligned}
\text{area}(T_{r_j(\delta)-\delta/2}) &= \frac{\mathcal{A}_j}{2} \sinh(2r_j(\delta) - \delta) && \text{by (4.19)} \\
&\geq \frac{\mathcal{A}_j}{2} \sinh(2r_j(\delta)) \left(\cosh(\delta_{\max}) - \frac{\sinh(\delta_{\max})}{z_{\min}} \right) && \text{by Lemma A.3} \\
&= \text{area}(T_{r_j(\delta)}) \left(\cosh(\delta_{\max}) - \frac{\sinh(\delta_{\max})}{z_{\min}} \right) && \text{by (4.19)} \\
&\geq \delta^2 \frac{\sqrt{3}}{2} \left(\cosh(\delta_{\max}) - \frac{\sinh(\delta_{\max})\sqrt{3+4\pi^2 B(\delta_{\max})^2}}{\sqrt{3}} \right) \\
(6.23) \quad &=: \delta^2 A_{\text{Bd}}(\delta_{\max}, B(\delta_{\max})).
\end{aligned}$$

We may now finish the proof using Proposition 6.14. Recall that the function $(z(3-z^2))^{-1}$ is monotonically decreasing on $(0, 1)$, where $z = \tanh(r_j(\delta) - \delta/2)$ in our setting. By conclusion (1), we obtain

$$(6.24) \quad z \geq \tanh \left(\frac{1}{2} \operatorname{arcsinh} \left(\frac{\sqrt{3}}{2\pi B(\delta_{\max})} \right) - \frac{\delta_{\max}}{2} \right) =: z_{\text{Bd}}(\delta_{\max}, B(\delta_{\max})) \geq \frac{1}{\sqrt{3}}.$$

Recall that $\ell \leq \delta_{\max}^2 B(\delta_{\max}) \leq \delta_{\max}^2/17.11 < 0.05143$. Thus we also have $\ell \leq \operatorname{haze}(Z_{\min})/(2\pi)$ for $Z_{\min} = \operatorname{haze}^{-1}(2\pi\delta_{\max}^2 B(\delta_{\max})) \geq 0.8992$. By Proposition 6.14,

$$\begin{aligned}
b_{\mathbf{r}_-}(\eta, \eta) &\leq b_{\mathbf{r}_-}(\eta_0, \eta_0) \\
&\leq \frac{1}{4A} \cdot \frac{1}{z(3-z^2)} \cdot \left(\frac{\ell}{2\pi - 4\pi^2 \tilde{G}(Z_{\min}) \ell} \right)^2 \\
&\leq \frac{1}{4\delta^2 A_{\text{Bd}}} \cdot \frac{1}{z_{\text{Bd}}(3-z_{\text{Bd}}^2)} \cdot \left(\frac{\ell}{2\pi - 4\pi^2 \tilde{G}(Z_{\min}) \delta_{\max}^2 B(\delta_{\max})} \right)^2.
\end{aligned}$$

In the particular case that $\delta_{\max} = 0.938$ and $B(\delta) = 1/17.11$, we obtain

$$\begin{aligned}
b_{\mathbf{r}_-}(\eta, \eta) &\leq \frac{1}{4\delta^2 \cdot 0.3181} \cdot \frac{1}{(1/\sqrt{3})(3-1/3)} \cdot \left(\frac{\ell}{2\pi - 4\pi^2 \tilde{G}(0.8992) \cdot (0.05143)} \right)^2 \\
&\leq \left(\frac{\ell}{7.935\delta} \right)^2. \quad \square
\end{aligned}$$

Remark 6.25. In the course of proving Theorem 6.20, we actually proved something more general. We showed that

$$b_{\mathbf{r}_-}(\eta, \eta) \leq \frac{1}{4 \cdot \delta^2 A_{\text{Bd}}} \cdot \frac{1}{z_{\text{Bd}}(3-z_{\text{Bd}}^2)} \cdot \left(\frac{\ell}{2\pi - 4\pi^2 \tilde{G}(Z_{\min}) \delta_{\max}^2 B(\delta_{\max})} \right)^2,$$

where $A_{\text{Bd}}(\delta_{\max}, B(\delta_{\max}))$ is defined in (6.23), and $z_{\text{Bd}}(\delta_{\max}, B(\delta_{\max}))$ is defined in (6.24), and \tilde{G} is the function of Lemma 6.7 with $Z_{\min} = \operatorname{haze}^{-1}(2\pi\delta_{\max}^2 B(\delta_{\max}))$.

Our applications often require much stronger bounds on δ and $B(\delta)$ than the maximum values allowed in Theorem 6.20. As a consequence, we can obtain better bounds on $b_{\mathbf{r}_-}(\eta, \eta)$. For example, the following two stronger estimates will be useful in Section 9.

Proposition 6.26. *Let M be a complete, finite volume hyperbolic 3-manifold and Σ a geodesic link in M , with ℓ the length of Σ in the complete structure on M . Fix $0 < \delta \leq 0.106$. Suppose $\ell \leq \delta^{5/2}/17.49$.*

Fix a cone-manifold M_t in the interior of the cone deformation from $M - \Sigma$ to M . Define $\mathbf{r}_- = (r_j(\delta) - \delta/2)$, and construct the multi-tube $U_{\mathbf{r}_-}$ about Σ exactly as in Theorem 6.20. Then

- (1) $r_j(\delta) - \delta/2 \geq \operatorname{arctanh}(0.9277)$ for all j .
- (2) The multi-tube $U_{\mathbf{r}_-}$ is embedded in M_t .
- (3) The boundary term along the tube $U_{\mathbf{r}_-}$ satisfies $b_{\mathbf{r}_-}(\eta, \eta) \leq (\ell/(15.616\delta))^2$.

Proof. This follows immediately from Theorem 6.20 and Remark 6.25, letting $\delta_{\max} = 0.106$ and $B(\delta) = \sqrt{\delta}/17.49$. \square

Proposition 6.27. *Let M be a complete, finite volume hyperbolic 3-manifold and Σ a geodesic link in M , with ℓ the length of Σ in the complete structure on M . Fix $0 < \delta \leq 0.012$. Suppose $\ell \leq \delta^{5/2}/16.62$.*

Fix a cone-manifold M_t in the interior of the cone deformation from $M - \Sigma$ to M . Define $\mathbf{r}_- = (r_j(\delta) - \delta/2)$, and construct the multi-tube $U_{\mathbf{r}_-}$ about Σ exactly as in Theorem 6.20. Then

- (1) $r_j(\delta) - \delta/2 \geq \operatorname{arctanh}(0.9760)$ for all j .
- (2) The multi-tube $U_{\mathbf{r}_-}$ is embedded in M_t .
- (3) The boundary term along the tube $U_{\mathbf{r}_-}$ satisfies $b_{\mathbf{r}_-}(\eta, \eta) \leq (\ell/(16.432\delta))^2$.

Proof. This follows immediately from Theorem 6.20 and Remark 6.25, letting $\delta_{\max} = 0.012$ and $B(\delta) = \sqrt{\delta}/16.62$. \square

7. SHORT GEODESICS IN A CONE-MANIFOLD

The primary goal of this section is to control the complex length of a short geodesic during a cone deformation. Ineffective control of this type was previously shown by Bromberg [14, Theorem 1.4]. Following the theme of this paper, we combine some ideas in Bromberg's argument (specifically, [14, Proposition 4.3]) with our estimates from earlier sections in order to obtain an effective estimate on the change in length under explicit hypotheses. Our results in this vein are incorporated in Theorem 7.19 (which provides control under hypotheses in the filled manifold) and Theorem 7.21 (which provides control under hypotheses in the cusped manifold).

One particular consequence of Theorem 7.19 is that for (explicitly quantified) long Dehn fillings of a cusped manifold N , the union of cores of the filling solid tori is shorter than any other closed geodesic in the filled manifold $M = N(\mathbf{s})$. See Theorem 7.28. This tuple of shortest closed geodesics must be permuted by any isometry of M , providing an effective upper bound on the length of cosmetic fillings of a cusped N . As a consequence, we can prove the cosmetic surgery results that were stated in the introduction.

7.1. Hyperbolic distance between lengths. The following notation will be valid throughout the section. As above, we have a one-parameter family of cone manifolds denoted (M, Σ, g_t) or M_t for short. Let γ be a closed geodesic disjoint from Σ . We denote the complex length of γ in the cone-metric g_t by

$$\mathcal{L}_t(\gamma) = \operatorname{len}_t(\gamma) + i\tau_t(\gamma),$$

where len_t is the real length and τ_t is the rotational component of γ . When the choice of metric g_t is clear from context, we may drop the subscript t . All derivatives of \mathcal{L} are presumed to be with respect to the cone deformation parameter t .

Since $\operatorname{len}_t(\gamma) > 0$, the "rotated" complex length $i\mathcal{L}(\gamma)$ is an element of the upper half-plane \mathbb{H}^2 , which we identify with the hyperbolic plane. As we will see in Lemma 7.4, it is natural to control the change in complex length using the hyperbolic metric on \mathbb{H}^2 .

Definition 7.1. Given complex numbers v and w with positive real part, define the *hyperbolic distance*

$$d_{\text{hyp}}(v, w) = d_{\mathbb{H}^2}(iv, iw).$$

The distance d_{hyp} has the following interpretation. Consider a closed geodesic γ lying at the core curve of a (non-singular) model solid torus $N = N_{2\pi, \lambda, \tau} = \mathbb{H}^3 / \langle \varphi \rangle$. The cyclic group $\langle \varphi \rangle$ has two fixed points $p_+, p_- \in \partial \mathbb{H}^3$, and acts by conformal covering transformations on $S^2 - \{p_{\pm}\}$. The quotient torus $(S^2 - \{p_{\pm}\}) / \langle \varphi \rangle$ inherits a conformal structure, which can be viewed as the *conformal boundary at infinity*, denoted $\partial_{\infty} N$. In the Teichmüller space $\mathcal{T}(T^2)$ of conformal structures on a torus, the conformal boundary $\partial_{\infty} N$ is the limit of the conformal structures on equidistant tori $T_r \subset N$.

The Teichmüller metric $d_{\mathcal{T}}$ on $\mathcal{T}(T^2)$ is isometric to \mathbb{H}^2 . Thus, given a pair of closed geodesics γ and γ' , with complex lengths $\mathcal{L}(\gamma) = \lambda + i\tau$ and $\mathcal{L}(\gamma') = \lambda' + i\tau'$, we have

$$d_{\mathcal{T}}(\partial_{\infty} N_{2\pi, \lambda, \tau}, \partial_{\infty} N_{2\pi, \lambda', \tau'}) = d_{\mathbb{H}^2}(i\lambda - \tau, i\lambda' - \tau') = d_{\text{hyp}}(\mathcal{L}(\gamma), \mathcal{L}(\gamma')).$$

See Minsky [45, Section 6.2], where this perspective is fleshed out further.

Definition 7.2. For $z \in (0, 1)$ and $\ell \in (0, 0.5085)$, define a function

$$(7.3) \quad F(z, \ell) = \frac{(1 + z^2)}{z^3(3 - z^2)} \cdot \frac{\ell}{10.667 - 20.977\ell}.$$

Note that F is positive everywhere on its domain, decreasing in z , and increasing in ℓ .

The following is an effective version of a result of Bromberg [14, Proposition 4.3]. Our proof follows Bromberg's line of argument while inserting the explicit estimates of Section 6.

Lemma 7.4. *Suppose (M, Σ, g_t) is a cone deformation from $M - \Sigma$ to M , parametrized by $t \in [0, (2\pi)^2]$. Let $\gamma \subset M$ be a simple closed curve disjoint from Σ , and let $\Sigma^+ = \Sigma \cup \gamma$. Let $[a, b]$ be a sub-interval of $[0, (2\pi)^2]$. Suppose that the following hold:*

- (1) *In the complete structure on M , the total length of Σ is $\ell \leq 0.075$.*
- (2) *For $t \in [a, b]$, the curve γ is a geodesic in the cone metric g_t .*
- (3) *For all $t \in [a, b]$, there is an embedded maximal multi-tube $U_{\max}(\Sigma^+)$ in the g_t metric, such that all constituent tubes have radius at least R_{\min} , where $\hat{Z}_{\min} = \tanh R_{\min} \geq 1/\sqrt{3}$.*

Then, for $t \in [a, b]$, the time derivative of the complex length $\mathcal{L}_t(\gamma)$ satisfies

$$\frac{|\mathcal{L}'_t(\gamma)|}{\text{len}_t(\gamma)} \leq F(\hat{Z}_{\min}, \ell),$$

where F is the function of Definition 7.2. Consequently,

$$(7.5) \quad d_{\text{hyp}}(\mathcal{L}_a(\gamma), \mathcal{L}_b(\gamma)) \leq |b - a| F(\hat{Z}_{\min}, \ell).$$

Proof. Let U_{γ} be the tube about γ in the maximal multi-tube $U_{\max}(\Sigma^+)$. By Theorem 5.6, there is a local cone deformation on M that treats Σ^+ as its singular locus but does not change the cone angle on γ . By the rigidity statement in Theorem 5.6, the cone metric g_t^+ on (M, Σ^+) is entirely determined by the angles on Σ , hence it is isometric to the cone metric g_t in the statement of the lemma. For the rest of the proof, we will not distinguish between g_t and g_t^+ .

As in Section 5.1, we may parametrize the infinitesimal deformation in U_{γ} by cylindrical coordinates. By equation (5.4), we find that the infinitesimal cone deformation in U_{γ} is given by

$$\omega = s(\gamma)\omega_m + (x + iy)\omega_{\ell} + \omega_c,$$

where $\omega_m = \eta_m + i * D\eta_m$ and $\omega_{\ell} = \eta_{\ell} + i * D\eta_{\ell}$ are standard harmonic forms, with ω_m giving infinitesimal change in cone angle, and ω_{ℓ} giving infinitesimal change in holonomy of the boundary of the tube U_{γ} but leaving the cone angle unchanged. The harmonic form ω_c is a correction term, with real part η_c . The terms s , x , and y are real-valued functions of t . Moreover, recall from Theorem 5.6 that $s_{n+1} = s(\gamma)$ determines the local change in cone angle at time t ; since the cone angle about γ remains unchanged throughout the deformation, $s(\gamma) = 0$. Thus, by (5.5), the function $x + iy$ can be calculated to be:

$$x + iy = \frac{\mathcal{L}'(\gamma)}{2 \text{len}_t(\gamma)},$$

where $\mathcal{L}_t(\gamma)$ is the complex length of γ , $\mathcal{L}'(\gamma)$ is its time derivative, and $\text{len}_t(\gamma)$ is the real length of γ at time t .

As in Section 6, we integrate over the submanifold U_γ . Recall the definition of boundary terms from (6.2). By (6.3), we have

$$(7.6) \quad \int_{U_\gamma} \|\omega\|^2 dV = b_{U_\gamma}(\eta, \eta) = b_{U_\gamma}(\eta_0, \eta_0) + b_{U_\gamma}(\eta_c, \eta_c).$$

Here, η is the real part of ω and η_0 is the real part of $(x + iy)\omega_\ell$. Meanwhile, [33, Lemma 2.6] implies that $b_{U_\gamma}(\eta_c, \eta_c) \geq 0$. (This conclusion is the reverse of Lemma 6.4 because ∂U_γ is oriented by the inward normal, pointing toward γ .) Therefore, (7.6) implies

$$(7.7) \quad \int_{U_\gamma} \|\omega\|^2 dV \geq b_{U_\gamma}(\eta_0, \eta_0).$$

Since $s(\gamma) = 0$, the formulas in [33, page 382] imply

$$(7.8) \quad b_{U_\gamma}(\eta_0, \eta_0) = |x + iy|^2 b_{U_\gamma}(\eta_\ell, \eta_\ell) = \left(\frac{|\mathcal{L}'(\gamma)|}{2 \text{len}(\gamma)} \right)^2 b_{U_\gamma}(\eta_\ell, \eta_\ell).$$

An explicit formula for $b_{U_\gamma}(\eta_\ell, \eta_\ell)$ was computed in [33, equation (13)]:

$$(7.9) \quad b_{U_\gamma}(\eta_\ell, \eta_\ell) = \frac{\sinh R_\gamma}{\cosh R_\gamma} \left(2 + \frac{1}{\cosh^2 R_\gamma} \right) \text{area}(\partial U_\gamma)$$

$$(7.10) \quad \begin{aligned} &= Z_\gamma(3 - Z_\gamma^2) \text{area}(\partial U_\gamma) \\ &\geq Z_{\min}(3 - Z_{\min}^2) \text{area}(\partial U_\gamma). \end{aligned}$$

Here, R_γ is the tube radius of U_γ , and $Z_\gamma = \tanh R_\gamma$ as usual. Note that (7.9) differs from the formula in [33] by a negative sign, again because ∂U_γ is oriented inward. Thus, putting together equations (7.7), (7.8), and (7.10), we obtain

$$(7.11) \quad Z_{\min}(3 - Z_{\min}^2) \text{area}(\partial U_\gamma) \cdot \left(\frac{|\mathcal{L}'(\gamma)|}{2 \text{len}(\gamma)} \right)^2 \leq b_{U_\gamma}(\eta_0, \eta_0) \leq \int_{U_\gamma} \|\omega\|^2 dV.$$

Next, we will bound $\int \|\omega\|^2 dV$ using Proposition 6.14. Let U_1, \dots, U_n be the components of U_{\max} whose cores are the geodesics of Σ . Let $\mathbf{R} = (R_1, \dots, R_n)$ be the vector of radii of these tubes. Since $U_{\max}(\Sigma^+) = U_{\mathbf{R}}(\Sigma) \cup U_\gamma$ is an embedded multi-tube, we know that $U_{\mathbf{R}}$ is also an embedded multi-tube, and U_γ is embedded in $M - U_{\mathbf{R}}$.

Since $\tanh R_i \geq Z_{\min} \geq 1/\sqrt{3}$ by hypothesis, we have the following estimate:

$$(7.12) \quad \begin{aligned} \int_{U_\gamma} \|\omega\|^2 dV &\leq \int_{M - U_{\mathbf{R}}} \|\omega\|^2 dV \\ &= b_{\mathbf{R}}(\eta, \eta) \\ &\leq b_{\mathbf{R}}(\eta_0, \eta_0) \\ &\leq \frac{1}{4A Z_{\min}(3 - Z_{\min}^2)} \left(\frac{\ell}{2\pi - 12.355\ell} \right)^2. \end{aligned}$$

Here, the first inequality uses the set containment $U_\gamma \subset M - U_{\mathbf{R}}$, the equality uses (6.3), the next inequality uses Lemma 6.4, and the final inequality uses Proposition 6.14. In (7.12), recall that $\ell = \ell(\Sigma)$ is the sum of the lengths of all components of Σ in the non-singular metric on M . Meanwhile, A is any lower bound on the area of each torus ∂U_i . This area can be estimated using Theorem 4.16:

$$(7.13) \quad \text{area}(\partial U_i) \geq A := 1.69785 \frac{\sinh^2 R_{\min}}{\cosh(2R_{\min})} = 1.69785 \frac{Z_{\min}^2}{1 + Z_{\min}^2}.$$

Furthermore, Theorem 4.16 also implies that ∂U_γ satisfies the same lower bound.

Combining (7.11), (7.12), and (7.13) gives

$$\begin{aligned} \left(\frac{|\mathcal{L}'(\gamma)|}{2\text{len}(\gamma)} \right)^2 &\leq \frac{1}{4A^2 Z_{\min}^2 (3 - Z_{\min}^2)^2} \left(\frac{\ell}{2\pi - 12.355\ell} \right)^2 \\ &= \frac{(1 + Z_{\min}^2)^2}{2^2 Z_{\min}^6 (3 - Z_{\min}^2)^2} \left(\frac{\ell}{1.69785(2\pi - 12.355\ell)} \right)^2, \end{aligned}$$

which simplifies to the desired bound on $|\mathcal{L}'_t(\gamma)|/\text{len}_t(\gamma)$.

It remains to prove (7.5). To that end, we offer the following interpretation. The one-parameter family $i\mathcal{L}_t(\gamma)$ is a curve in \mathbb{H}^2 . The speed with which this curve travels through \mathbb{H}^2 (in the hyperbolic metric) is precisely $|\mathcal{L}'_t(\gamma)|/\text{len}_t(\gamma)$. Since this speed is bounded by $F(Z_{\min}, \ell)$, integrating from a to b shows that the hyperbolic distance between $\mathcal{L}_a(\gamma)$ and $\mathcal{L}_b(\gamma)$ is at most $|b - a|F(Z_{\min}, \ell)$. \square

Lemma 7.14. *Let $\mathcal{L}(\gamma) = \text{len}(\gamma) + i\tau(\gamma)$ and $\mathcal{L}(\delta) = \text{len}(\delta) + i\tau(\delta)$ be complex lengths of geodesics satisfying $d_{\text{hyp}}(\mathcal{L}(\gamma), \mathcal{L}(\delta)) \leq K$ for some $K > 0$. Then we have the following control on the real and imaginary parts of length:*

$$(7.15) \quad e^{-K} \leq \frac{\text{len}(\gamma)}{\text{len}(\delta)} \leq e^K,$$

$$(7.16) \quad |\tau(\gamma) - \tau(\delta)| \leq \sinh(K) \cdot \min\{\text{len}(\gamma), \text{len}(\delta)\}.$$

Proof. Let B_K be the closed ball of hyperbolic radius K about $i\mathcal{L}(\gamma)$. The top and bottom of this ball lie at Euclidean height $e^{\pm K} \text{len}(\gamma)$ from $\partial\mathbb{H}^2$. Since the highest possible value of $\text{len}(\delta) = \Im(i\mathcal{L}(\delta))$ occurs at the highest point of B_K , and similarly for the lowest, we conclude that

$$e^{-K} \text{len}(\gamma) \leq \text{len}(\delta) \leq e^K \text{len}(\gamma),$$

which is equivalent to (7.15).

To derive (7.16), observe that $|\tau(\delta) - \tau(\gamma)|$ is at most the Euclidean radius of B_K . Since the highest and lowest points of B_K lie at height $e^{\pm K} \text{len}(\gamma)$, it follows that

$$|\tau(\delta) - \tau(\gamma)| \leq \frac{e^K + e^{-K}}{2} \text{len}(\gamma) = \sinh K \cdot \text{len}(\gamma).$$

An identical argument, interchanging the roles of γ and δ , yields $|\tau(\delta) - \tau(\gamma)| \leq \sinh K \cdot \text{len}(\delta)$ and completes the proof of (7.16). \square

7.2. The change in length. We can now show that the complex length of a short geodesic does not change too much under a cone deformation connecting $M - \Sigma$ to M . We handle upward and downward cone deformations in two separate theorems.

To handle downward cone deformations, we need a lemma about the visual area of Σ .

Lemma 7.17. *Let M be a complete, finite volume hyperbolic manifold and Σ a geodesic link in M . Suppose that there is a cone deformation from $M - \Sigma$ to M , parametrized by $t = \alpha^2$ and maintaining an embedded tube about Σ of radius at least R_0 , where $Z_0 = \tanh R_0 \geq 1/\sqrt{3}$. Then the visual area of Σ in the g_t metric, denoted $\mathcal{A}_t(\Sigma)$, satisfies*

$$\frac{\mathcal{A}_t(\Sigma)}{\mathcal{A}_{4\pi^2}(\Sigma)} \leq \left(\frac{\sqrt{t}}{2\pi} \right)^{q(Z_0)} \quad \text{where} \quad q(z) = \left(\frac{3z^2 - 1}{z^2(3 - z^2)} + 1 \right) \geq 1.$$

Proof. By Lemma 5.9, $\mathcal{A}_t = \mathcal{A}_t(\Sigma)$ satisfies the differential inequality

$$\frac{d\mathcal{A}_t}{dt} \geq \frac{\mathcal{A}_t}{2t} \left(\frac{3Z_0^2 - 1}{Z_0^2(3 - Z_0^2)} + 1 \right) = \frac{\mathcal{A}_t}{2t} q(Z_0),$$

and furthermore $q(z) \geq 1$ for $z \geq 1/\sqrt{3}$. The above inequality can be rewritten

$$\frac{d\mathcal{A}_t}{\mathcal{A}_t} \geq \frac{q(Z_0)}{2} \frac{dt}{t}.$$

Integration over the interval $[a, 4\pi^2]$ gives

$$\log\left(\frac{\mathcal{A}_{4\pi^2}}{\mathcal{A}_a}\right) \geq \frac{q(Z_0)}{2} \log\left(\frac{4\pi^2}{a}\right) = \log\left(\left(\frac{4\pi^2}{a}\right)^{q(Z_0)/2}\right),$$

which simplifies to the statement in the lemma after substituting $t = a$. \square

In fact, we will actually need a bound on the visual area of $\Sigma \cup \gamma$, for γ a closed geodesic disjoint from Σ . The previous lemma and the following lemma together will give us the bound we need.

Lemma 7.18. *Let M be a complete, finite volume hyperbolic manifold, $\Sigma^+ = \Sigma \cup \gamma$ a geodesic link in M , $\ell = \text{len}_{4\pi^2}(\Sigma)$ and $m = \text{len}_{4\pi^2}(\gamma)$ the lengths of Σ and γ in the complete metric on M . Suppose $0 \leq \ell \leq 0.0735$ and $0 \leq m \leq 0.0996 - 0.352 \cdot \ell$. Let*

$$Z_0 = \text{haze}^{-1}(2\pi\ell) \quad \text{and} \quad Z_{\min} = \text{haze}^{-1}(2\pi(\ell + m + 10^{-5})),$$

where haze^{-1} is defined as in (4.24), and recall the functions F of Definition 7.2 and q of Lemma 7.17. Then the function

$$f(t) = f_{\ell,m}(t) = 2\pi\ell \left(\frac{\sqrt{t}}{2\pi}\right)^{q(Z_0)} + 2\pi m \exp((4\pi^2 - t)F(Z_{\min}, \ell))$$

satisfies

$$f_{\ell,m}(t) < f_{\ell,m}(4\pi^2) + 2\pi \cdot 10^{-5} = 2\pi(\ell + m + 10^{-5}).$$

In the proof of Theorem 7.19, we will see that $f_{\ell,m}(t)$ serves as an upper bound on the total visual area $\mathcal{A}(\Sigma \cup \gamma)$ in the g_t metric. Thus Lemma 7.18 will allow us to bound the visual area $\mathcal{A}(\Sigma \cup \gamma)$ at time t in terms of the visual area at time $4\pi^2$. Graphing suggests that the inequality $f_{\ell,m}(t) \leq f_{\ell,m}(4\pi^2)$ holds without any error term, but the computer-assisted proof requires a (tiny) error term.

Proof of Lemma 7.18. Define an auxiliary function

$$g_{\ell,m}(t) = f_{\ell,m}(4\pi^2) - f_{\ell,m}(t) = \int_t^{4\pi^2} f'_{\ell,m}(x) dx.$$

Then the conclusion of the lemma can be phrased as $g_{\ell,m}(t) > -2\pi \cdot 10^{-5}$ for all values of ℓ, m, t .

We claim that $g_{\ell,m}(t)$ is smallest when m is largest. This can be seen from the derivative

$$f'(t) = 2\pi\ell \frac{q(Z_0)}{2} \cdot \frac{t^{q(Z_0)/2-1}}{(2\pi)^{q(Z_0)}} - 2\pi m F(Z_{\min}, \ell) \exp((4\pi^2 - t)F(Z_{\min}, \ell)).$$

Observe that Z_{\min} is a decreasing function of m , while $F(z, \ell)$ is a decreasing function of z . Thus $F(Z_{\min}, \ell)$ is largest when m is largest. Hence the subtracted term in $f'(t)$ is largest when m is largest. Thus $f'(t)$ is smallest when m is largest, and the claim follows.

Now, we set $m = 0.0996 - 0.352 \cdot \ell$ and claim that $g_{\ell,m}(t) > -2\pi \cdot 10^{-5}$ for all ℓ, t with this value of m . This is established using interval arithmetic in Sage; see the ancillary files [23]. \square

Theorem 7.19. *Let M be a complete, finite volume hyperbolic 3-manifold. Let Σ be a geodesic link in M , and γ a closed geodesic disjoint from Σ . Let $\ell = \text{len}_{4\pi^2}(\Sigma)$ and $m = \text{len}_{4\pi^2}(\gamma)$ be the lengths of Σ and γ in the complete metric on M . Suppose $\ell \leq 0.0735$ and $m \leq 0.0996 - 0.352 \cdot \ell$. Let*

$$R_{\min} = h^{-1}(2\pi(\ell + m + 10^{-5})) \geq \text{arctanh}(0.6288).$$

Then $M - \Sigma$ is connected to M via a cone deformation parametrized by $t = \alpha^2$, so that for all t ,

- (1) The curve γ is a geodesic in the cone metric g_t . Furthermore, the cone deformation preserves γ setwise.
- (2) There is an embedded multi-tube about $\Sigma \cup \gamma$ of radius greater than R_{\min} .

(3) *The complex length of γ satisfies*

$$d_{\text{hyp}}(\mathcal{L}_t(\gamma), \mathcal{L}_{4\pi^2}(\gamma)) \leq (4\pi^2 - t) F(Z_{\min}, \ell),$$

where $Z_{\min} = \tanh R_{\min}$ and $F(z, \ell)$ is the function of Definition 7.2.

In particular, the length of γ in the M and $M - \Sigma$ satisfies $d_{\text{hyp}}(\mathcal{L}_0(\gamma), \mathcal{L}_{4\pi^2}(\gamma)) \leq 4\pi^2 F(Z_{\min}, \ell)$.

Proof. The proof is a crawling argument in the spirit of Theorem 5.14. By that theorem, there is a cone deformation connecting $M - \Sigma$ to M , parametrized by $t = \alpha^2$. Furthermore, this cone deformation maintains an embedded tube about Σ of radius at least $R_0 = h^{-1}(2\pi\ell)$. (Note that for this proof, the lower bound on tube radius about Σ is denoted R_0 rather than R_{\min} .)

Let I be the maximal sub-interval of $[0, (2\pi)^2]$ containing $(2\pi)^2$, such that conclusions (1), (2) and (3) hold for $t \in I$.

First, we show that $(2\pi)^2 \in I$, hence I is non-empty. Note that (1) holds by hypothesis, while (3) is vacuous for $t = (2\pi)^2$. Let U_{\max} be the maximal multi-tube about Σ^+ in the complete metric on M , and let R be the smallest radius of a tube in U_{\max} . By Lemma 5.15, we know $R > 0.531$. Now, Corollary 4.25 says that

$$R \geq h^{-1}(\mathcal{A}(4\pi^2)) = h^{-1}(2\pi(\ell + m)) > R_{\min}$$

where the strict inequality is by definition of R_{\min} . Thus (2) holds for $t = (2\pi)^2$, implying that $I \neq \emptyset$.

To see that I is open, let $0 < t_0 \in I$. By Theorem 5.6, there is a local cone deformation on M that treats Σ^+ as its singular locus but does not change the cone angle on γ . Hence (1) holds in an open neighborhood of t_0 , as does (2) because it is an open condition. Now, Lemma 7.4 implies that (3) holds on the union of I and this open neighborhood. Hence I is open.

To see that I is closed, let $a = \inf I$. Since the tube radius about Σ^+ must remain at least R_{\min} by continuity, and in particular does not degenerate, Theorem 5.13 implies that the cone deformation preserving γ setwise can be extended to $t = a$. Since (3) is a closed condition, it holds at $t = a$ by continuity. Thus, for $t \in [a, (2\pi)^2]$, Lemma 7.14 gives

$$\begin{aligned} 2\pi \text{len}_t(\gamma) &\leq 2\pi \text{len}_{4\pi^2}(\gamma) \cdot \exp((4\pi^2 - t) F(Z_{\min}, \ell)) \\ &= 2\pi m \exp((4\pi^2 - t) F(Z_{\min}, \ell)). \end{aligned}$$

Similarly, by Lemma 7.17, the visual area of Σ satisfies

$$\mathcal{A}_t(\Sigma) \leq \mathcal{A}_{4\pi^2}(\Sigma) \left(\frac{\sqrt{t}}{2\pi}\right)^{q(Z_0)} = 2\pi\ell \left(\frac{\sqrt{t}}{2\pi}\right)^{q(Z_0)}$$

where $Z_0 = \tanh R_0$ and the function $q(z)$ is given in Lemma 7.17. Combining the last two equations, we conclude that the total visual area of $\Sigma^+ = \Sigma \cup \gamma$ satisfies

$$\mathcal{A}_t(\Sigma^+) \leq 2\pi\ell \left(\frac{\sqrt{t}}{2\pi}\right)^{q(Z_0)} + 2\pi m \exp((4\pi^2 - t) F(Z_{\min}, \ell)) = f_{\ell, m}(t).$$

By Lemma 7.18, the function $f_{\ell, m}(t)$ is bounded above in terms of $f_{\ell, m}(4\pi^2)$. In symbols,

$$\mathcal{A}_t(\Sigma^+) \leq f_{\ell, m}(t) < 2\pi(\ell + m + 10^{-5}) = h(R_{\min}).$$

Thus Corollary 4.25 implies that at $t = a$, the maximal tube U_{\max} has smallest radius $R > R_{\min}$. This means condition (2) holds at $a = \inf I$, hence I is closed. Thus (1), (2) and (3) hold for all $t \in [0, (2\pi)^2]$. \square

Corollary 7.20. *Let M be a complete, finite volume hyperbolic 3-manifold. Let Σ be a geodesic link in M , and γ a closed geodesic disjoint from Σ . Let $\ell = \text{len}_{4\pi^2}(\Sigma)$ and $m = \text{len}_{4\pi^2}(\gamma)$ be the lengths of Σ and γ in the complete metric on M . Suppose that $\max(\ell, m) \leq 0.0735$. Then γ is isotopic to a geodesic in the complete metric g_0 on $M - \Sigma$, and furthermore*

$$1.9793^{-1} \leq \frac{\text{len}_0(\gamma)}{\text{len}_{4\pi^2}(\gamma)} \leq 1.9793 \quad \text{and} \quad |\tau_0(\gamma) - \tau_{4\pi^2}(\gamma)| \leq 0.05417.$$

Proof. First, observe that the hypothesis $m \leq 0.0735$ implies $m \leq 0.0996 - 0.352 \cdot \ell$ when $0 \leq \ell \leq 0.0735$. Thus our hypotheses are stronger than those of Theorem 7.19. Now, by Theorem 7.19,

$$d_{\text{hyp}}(\mathcal{L}_0(\gamma), \mathcal{L}_{4\pi^2}(\gamma)) \leq (4\pi^2) F(Z_{\min}, \ell),$$

where $Z_{\min} = \tanh R_{\min} = \text{haze}^{-1}(2\pi(\ell + m + 10^{-5})) \geq 0.6299$. Now, substitute

$$K = (2\pi)^2 F(Z_{\min}, \ell) \leq 0.6827$$

into Lemma 7.14, with the given bounds on ℓ and Z_{\min} , and the given bound on m . \square

We also have a version of Theorem 7.19 for upward cone deformations.

Theorem 7.21. *Let M be a complete, finite volume hyperbolic 3-manifold and Σ a geodesic link in M . Suppose that, in the complete hyperbolic structure on $M - \Sigma$, the total normalized length of the meridians of Σ satisfies $L^2 \geq 128$. Let $\gamma \subset M - \Sigma$ be a closed geodesic of length $m = \text{len}_0(\gamma) \leq 0.056$. Define*

$$R_{\min} = h^{-1} \left(\frac{(2\pi)^2}{L^2 - 14.7} + 2\pi \cdot 1.656 m \right) > \text{arctanh}(0.624).$$

Then $M - \Sigma$ is connected to M via a cone deformation parametrized by $t = \alpha^2$, so that for all t ,

- (1) The curve γ is a geodesic in the cone metric g_t . Furthermore, the cone deformation preserves γ setwise.
- (2) There is an embedded multi-tube about $\Sigma \cup \gamma$ of radius greater than R_{\min} .
- (3) The complex length of γ satisfies

$$d_{\text{hyp}}(\mathcal{L}_0(\gamma), \mathcal{L}_t(\gamma)) \leq t F(Z_{\min}, \ell),$$

where $\ell \leq \frac{2\pi}{L^2 - 14.7}$ and $F(z, \ell)$ is as in Definition 7.2.

In particular, the length of γ in the complete structures on M and $M - \Sigma$ satisfies $d_{\text{hyp}}(\mathcal{L}_0(\gamma), \mathcal{L}_{4\pi^2}(\gamma)) \leq 4\pi^2 F(Z_{\min}, \frac{2\pi}{L^2 - 14.7})$.

As usual, ℓ denotes the length of Σ in the hyperbolic metric on M . However, to apply the theorem, one only needs geometric hypotheses on $M - \Sigma$ and the inequality $\ell \leq \frac{2\pi}{L^2 - 14.7}$.

Proof. We begin by noting that $L^2 \geq 128 \geq I(Z_0)$, where $I(z)$ is the function of Definition 5.16 and $Z_0 \geq 0.8925 > 1/\sqrt{3}$. Thus, by Theorem 5.17, there is a cone deformation from $M - \Sigma$ to M , parametrized by $t = \alpha^2$, for which the tube radius about Σ stays bounded below by R_0 . (We denote this quantity by R_0 rather than R_{\min} because R_{\min} has a different meaning in the present theorem.) Now, Lemma 6.10, using $Z_0 \geq 0.8925$, shows that the length of Σ in the complete metric on M is

$$(7.22) \quad \ell \leq \frac{2\pi}{L^2 - (2\pi)^2 G(Z_0)} \leq \frac{2\pi}{L^2 - 14.7} \leq 0.05546.$$

We will use this bound on ℓ in applying Lemma 7.4.

The rest of the proof is a crawling argument analogous to Theorem 7.19. By Theorem 5.6 and Theorem 5.13, the cone deformation on (M, Σ) can be thought of as a cone deformation on (M, Σ^+) , provided the tube radius about $\Sigma^+ = \Sigma \cup \gamma$ does not degenerate. Thus conclusion (1) will be immediate once we establish (2).

Let J be the maximal sub-interval of $[0, (2\pi)^2]$, containing 0, such that (2) and (3) both hold on J . By Lemma 5.15 and Corollary 4.25, there is an embedded tube about γ in $M - \Sigma$ of radius

$$R \geq h^{-1}(2\pi m) > R_{\min}.$$

Meanwhile, the horospherical cusp neighborhoods can be thought of as tubes of infinite radius about Σ . Thus (2) holds at $t = 0$. Since (3) is vacuous at $t = 0$, we conclude that J is non-empty.

The interval J is open for the same reason as in Theorem 7.19. Let $t_0 \in J$. Since (2) is an open condition, it holds on an open neighborhood about t_0 . Now, Lemma 7.4, combined with the estimate (7.22), implies that (3) holds on the union of J and this open neighborhood. Hence J is open.

To see that J is closed, let $a = \sup J$. Since (3) is a closed condition, it holds at $t = a$ by continuity. Thus, by Lemma 7.14, we have

$$(7.23) \quad \text{len}_a(\gamma) \leq \exp(a F(Z_{\min}, \ell)) \cdot \text{len}_0(\gamma) < 1.656 m,$$

where the second inequality uses (7.22) and $Z_{\min} > 0.624$, the fact that F is decreasing in z and increasing in ℓ (since $\ell < 0.056$), and the fact that $a \leq (2\pi)^2$. Recall that $m = \text{len}_0(\gamma)$. Meanwhile, Lemma 5.9 implies that $\text{len}_t(\Sigma)$ is increasing in t . Thus, at time $t = a$,

$$\mathcal{A}(a) = \sqrt{a} \cdot \text{len}_a(\Sigma) + 2\pi \text{len}_a(\gamma) < 2\pi \cdot \frac{2\pi}{L^2 - 14.7} + 2\pi \cdot 1.656 m = h(R_{\min}).$$

Here, the first equality is by the definition of visual area, the inequality is by (7.22) and (7.23), and the second equality is by the definition of R_{\min} . Now, Corollary 4.25 implies $R \geq h^{-1}\mathcal{A}(a) > R_{\min}$, hence (2) holds at $t = a$ as desired. Therefore, J is closed, hence $J = [0, (2\pi)^2]$. \square

Corollary 7.24. *Let M be a complete, finite volume hyperbolic 3-manifold and Σ a geodesic link in M . Suppose that, in the complete hyperbolic structure on $M - \Sigma$, the total normalized length of the meridians of Σ satisfies $L^2 \geq 128$. Let $\gamma \subset M - \Sigma$ be a closed geodesic of length $\text{len}_0(\gamma) \leq 0.056$. Then γ is isotopic to a closed geodesic in M , and furthermore*

$$1.657^{-1} \leq \frac{\text{len}_0(\gamma)}{\text{len}_{4\pi^2}(\gamma)} \leq 1.657 \quad \text{and} \quad |\tau_0(\gamma) - \tau_{4\pi^2}(\gamma)| \leq 0.0295.$$

Proof. Plug in $t = (2\pi)^2$, $\ell \leq \frac{2\pi}{L^2 - 14.7} \leq \frac{2\pi}{113.3}$, $m \leq 0.056$ and $Z_{\min} > 0.624$ into Lemma 7.14 to obtain the result. \square

7.3. Application to cosmetic surgery. We now present the main application of this section: effective control on cosmetic surgeries.

Definition 7.25. Choose a real number $L \geq 10.1$. Let F be the function of Definition 7.2. Define

$$\ell_{\max} = \ell_{\max}(L) = \frac{2\pi}{L^2 - 16.03}$$

and

$$\text{sysmin}(L) = \ell_{\max} \exp(4\pi^2 F(\text{haze}^{-1}(4\pi \ell_{\max} + 2\pi 10^{-5}), \ell_{\max})).$$

Lemma 7.26. *The function $\text{sysmin}(L)$ is strictly decreasing in L . Furthermore, for $L \geq 10.1$,*

$$\frac{2\pi}{L^2} < \text{sysmin}(L) < \frac{2\pi}{L^2 - 58}.$$

Proof. To see that $\text{sysmin}(L)$ is decreasing, we examine the ingredients of its definition. By Corollary 4.25, and Remark 4.23, $\text{haze}^{-1}(4\pi \ell_{\max} + 2\pi 10^{-5})$ is a decreasing function of ℓ_{\max} . By a derivative computation, the function

$$\frac{F(z, \ell)}{\ell} = \frac{(1 + z^2)}{z^3(3 - z^2)} \cdot \frac{1}{10.667 - 20.977\ell}$$

is decreasing in z and increasing in ℓ . Thus the combined function $F(\text{haze}^{-1}(4\pi \ell_{\max} + 2\pi 10^{-5}), \ell_{\max})$ is increasing in ℓ_{\max} . Since $\ell_{\max} = \ell_{\max}(L)$ is strictly decreasing in L , we conclude that $\text{sysmin}(L)$ is strictly decreasing.

The lower bound on $\text{sysmin}(L)$ holds because $\text{sysmin}(L) > \ell_{\max}(L) > 2\pi/L^2$. Meanwhile, by the definition of ℓ_{\max} , the desired upper bound on $\text{sysmin}(L)$ is equivalent to

$$\frac{\text{sysmin}(L)}{\ell_{\max}} < \frac{2\pi}{L^2 - 58} \cdot \frac{L^2 - 16.03}{2\pi}.$$

After substituting the definition of $\text{sysmin}(L)$, taking logarithms, and dividing both sides by ℓ_{\max} again, the upper bound becomes equivalent to the inequality

$$(7.27) \quad 4\pi^2 \frac{F(\text{haze}^{-1}(4\pi \ell_{\max} + 2\pi 10^{-5}), \ell_{\max})}{\ell_{\max}} < \log \left(\frac{L^2 - 16.03}{L^2 - 58} \right) \cdot \frac{L^2 - 16.03}{2\pi}.$$

It remains to prove (7.27).

A derivative calculation shows that the right-hand side of (7.27) is decreasing in L . As $L \rightarrow \infty$, its limit is

$$\begin{aligned} \lim_{L \rightarrow \infty} -\log\left(\frac{L^2 - 58}{L^2 - 16.03}\right) \cdot \frac{L^2 - 16.03}{2\pi} &= \lim_{L \rightarrow \infty} -\log\left(1 - \frac{41.97}{L^2 - 16.03}\right) \cdot \frac{L^2 - 16.03}{2\pi} \\ &= \lim_{L \rightarrow \infty} \frac{41.97}{L^2 - 16.03} \cdot \frac{L^2 - 16.03}{2\pi} \\ &= \frac{41.97}{2\pi} = 6.679\dots \end{aligned}$$

Here, the second equality uses the linear approximation $\log(1 - x) \sim -x$ for x near 0. Therefore, the right-hand side is at least 6.679 for all values of L in the domain.

Meanwhile, we have already checked that the left-hand side of (7.27) is increasing in ℓ_{\max} , hence decreasing in L . Direct calculation shows that the left-hand side equals 6.674... when $L = 11$. Thus inequality (7.27) holds for all $L \geq 11$.

Finally, for $L \in [10.1, 11]$, inequality (7.27) is established using interval arithmetic in Sage. See the ancillary files [23] for details. \square

Theorem 7.28. *For a real number $L_0 \geq 10.1$, let $\text{sysmin}(L_0)$ be the function of Definition 7.25. Let N be a cusped hyperbolic 3-manifold whose systole is at least $\text{sysmin}(L_0)$. Let \mathbf{s} be a tuple of surgery slopes on the cusps of N , whose normalized length is $L = L(\mathbf{s}) \geq L_0$.*

Then the Dehn filled manifold $M = N(\mathbf{s})$ is hyperbolic. The core Σ of the Dehn filling solid tori is isotopic to a geodesic link with an embedded tubular neighborhood of radius at least 1.281. Finally, the only geodesics in M of length at most $\ell = \text{len}(\Sigma)$ are the components of Σ itself.

Proof. Let $M = N(\mathbf{s})$, and let Σ be the union of the cores of the filled solid tori. We will apply Theorem 5.17. Note the hypotheses imply that the normalized length is at least $L_0^2 \geq (10.1)^2 \geq I(0.8568)$, where I is the function of Definition 5.16. By Theorem 5.17, M admits a hyperbolic metric that is connected to the complete metric on $N = M - \Sigma$ by a cone-deformation with singular locus along Σ . Moreover, the cone deformation maintains a tube about Σ of radius $R_0 \geq \arctanh(0.8568) \geq 1.281$. At the end of this cone deformation, Σ becomes a geodesic link in the complete metric on M . The length of Σ in this complete metric satisfies

$$\ell = \text{len}_{4\pi^2}(\Sigma) < \frac{2\pi}{L^2 - 16.03} = \ell_{\max} < 0.0731.$$

Here, the first inequality follows by Lemma 6.10, plugging in the value $4\pi^2 G(\tanh(R_0)) = 16.028\dots$. Meanwhile, the last inequality uses the hypothesis $L \geq 10.1$.

Suppose, for a contradiction, that M contains a closed geodesic $\gamma \not\subset \Sigma$ such that $\text{len}_{4\pi^2}(\gamma) = m \leq \ell_{\max}$. By Meyerhoff's theorem [44, Section 7], $\gamma \cap \Sigma = \emptyset$. Thus $\Sigma^+ = \Sigma \cup \gamma$ is a geodesic link satisfying the hypotheses of Theorem 7.19. Matching the definition of R_{\min} in Theorem 7.19, we define

$$Z_{\min} = \text{haze}^{-1}(2\pi(\ell + m + 10^{-5})) > \text{haze}^{-1}(4\pi\ell_{\max} + 2\pi \cdot 10^{-5}) > 0.6337.$$

By Conclusion (3) of Theorem 7.19, we have

$$d_{\text{hyp}}(\mathcal{L}_0(\gamma), \mathcal{L}_{4\pi^2}(\gamma)) \leq 4\pi^2 F(Z_{\min}, \ell) < 4\pi^2 F(Z_{\min}, \ell_{\max}),$$

hence Lemma 7.14 implies the length of γ in $M_0 = M - \Sigma = N$ is

$$\begin{aligned} \text{len}_0(\gamma) &< \text{len}_{4\pi^2}(\gamma) \exp(4\pi^2 F(Z_{\min}, \ell_{\max})) \\ &< \ell_{\max} \exp(4\pi^2 F(\text{haze}^{-1}(4\pi\ell_{\max} + 2\pi 10^{-5}), \ell_{\max})) \\ &= \text{sysmin}(L) \leq \text{sysmin}(L_0), \end{aligned}$$

using the fact that $F(z, \ell)$ is decreasing in z . But this contradicts the hypothesis that $\text{sys}(N) \geq \text{sysmin}(L_0)$. This contradiction implies that the components of Σ are the *only* geodesics in M of length less than ℓ_{\max} , completing the proof. \square

Now, Theorem 7.28 combined with topological rigidity of hyperbolic manifolds [27, 28] implies

Theorem 7.29. *Let N be a cusped hyperbolic 3-manifold. Suppose that $\mathbf{s}_1, \mathbf{s}_2$ are distinct tuples of slopes on the cusps of N , where the normalized length of each \mathbf{s}_i satisfies*

$$L(\mathbf{s}_i) \geq \max \left\{ 10.1, \sqrt{\frac{2\pi}{\text{sys}(N)} + 58} \right\}.$$

Then any homeomorphism $\varphi: N(\mathbf{s}_1) \rightarrow N(\mathbf{s}_2)$ restricts (after an isotopy) to a self-homeomorphism of N sending \mathbf{s}_1 to \mathbf{s}_2 . In particular, if $\text{sys}(N) \geq 0.1428$, then the above conclusions hold for all pairs $(\mathbf{s}_1, \mathbf{s}_2)$ of normalized length at least 10.1.

Proof. For $i = 1, 2$, let $L_i = L(\mathbf{s}_i)$ be the normalized length of the tuple of slopes \mathbf{s}_i . By hypothesis, $L_i \geq 10.1$ and $L_i \geq \sqrt{2\pi/\text{sys}(N) + 58}$. Combining these hypotheses with Lemma 7.26, we have

$$\text{sysmin}(L_i) \leq \text{sysmin} \left(\sqrt{\frac{2\pi}{\text{sys}(N)} + 58} \right) < \text{sys}(N).$$

Let $\Sigma_i \subset N(\mathbf{s}_i)$ be the union of cores of the Dehn filling solid tori. Then, by Theorem 7.28, the k components of Σ_i are the shortest k -tuple of geodesics in the hyperbolic manifold $N(\mathbf{s}_i)$. Furthermore, there is a tube of radius more than 1 about Σ_i . Note if $N(\mathbf{s}_1) \cong N(\mathbf{s}_2)$, the number k of components of Σ_1 must equal the number of components of Σ_2 .

Now, consider a homeomorphism $\varphi: N(\mathbf{s}_1) \rightarrow N(\mathbf{s}_2)$. By Mostow rigidity, combined with a theorem of Gabai [27], φ is isotopic to an isometry. (See also Gabai, Meyerhoff, and Thurston [28].) This isometry must carry the shortest k -tuple of geodesics in $N(\mathbf{s}_1)$ to the shortest k -tuple of geodesics in $N(\mathbf{s}_2)$. Thus, after adjusting φ by an isotopy, we may suppose that $\varphi(\Sigma_1) = \Sigma_2$. Hence φ restricts to a homeomorphism from $N = N(\mathbf{s}_1) - \Sigma_1$ to $N = N(\mathbf{s}_2) - \Sigma_2$, sending \mathbf{s}_1 to \mathbf{s}_2 . \square

When N has one cusp, we have the following corollary.

Theorem 7.30. *Let N be a one-cusped hyperbolic 3-manifold. Suppose that s_1 and s_2 are distinct slopes on the cusp of N , where the normalized length of each s_i satisfies*

$$L(s_i) \geq \max \left\{ 10.1, \sqrt{\frac{2\pi}{\text{sys}(N)} + 58} \right\}.$$

Then (s_1, s_2) cannot be a purely cosmetic pair. If (s_1, s_2) is a chirally cosmetic pair, then there is a symmetry of N sending s_1 to s_2 .

In particular, Conjectures 1.7 and 1.9 both hold for pairs (s_1, s_2) satisfying the above bound on length.

Proof of Theorem 7.30. Suppose there is a homeomorphism $\varphi: N(s_1) \rightarrow N(s_2)$. Then, by Theorem 7.29, φ restricts to a homeomorphism of N sending s_1 to s_2 . That $\varphi: N \rightarrow N$ must be orientation-reversing follows from a standard argument, as in [6, Lemma 2].

Let λ be the unique null-homologous slope on the cusp of N . Thus $\varphi|_N$ must send λ to λ . By Mostow–Prasad rigidity, $\varphi|_N$ is homotopic to an isometry. If an isometry of N is orientation-preserving and stabilizes λ , then it must stabilize every slope, implying $s_1 = s_2$. Since we have assumed that $s_1 \neq s_2$, it follows that $\varphi|_N$ is orientation-reversing, hence φ is also. \square

7.4. Controlling multiple geodesics. The following theorem is included here for future use.

Theorem 7.31. *Let M be a complete, finite volume hyperbolic 3-manifold. Let $\Sigma = \sigma_1 \cup \dots \cup \sigma_n$ and $\Sigma^+ = \sigma_1 \cup \dots \cup \sigma_{n+k}$ be geodesic links in M , where $k \geq 1$. Assume that, in the complete structure on M , we have $\ell = \text{len}_{4\pi^2}(\Sigma) \leq 0.735$. In addition, define*

$$m = \max \{ \text{len}_{4\pi^2}(\sigma_j) : n+1 \leq j \leq n+k \}$$

and assume that $\ell + 2m \leq 0.14$.

Then $M_0 = M - \Sigma$ is connected to $M_{4\pi^2} = M$ via a cone deformation that preserves Σ^+ setwise and keeps each component of Σ^+ geodesic.

One novelty of Theorem 7.31 is that it does not care about the total length of Σ^+ . All that the theorem needs is for the drilling locus Σ to be short, and for each separate component of $\Sigma^+ - \Sigma$ to be (uniformly) short. Under these hypotheses, one may use Theorem 7.19 to estimate the change in length of each component of $\Sigma^+ - \Sigma$.

Proof of Theorem 7.31. If $k = 1$, that is if $\Sigma^+ = \Sigma \cup \gamma$ for a single closed curve γ , this theorem is already covered by Theorem 7.19. In the general case, when $k \geq 2$, the proof closely parallels that proof. Define $R_0 = h^{-1}(2\pi\ell) \geq \text{arctanh}(1/\sqrt{3})$. By Theorem 5.14, there is a cone deformation connecting $M - \Sigma$ to M , which maintains an embedded tube about Σ of radius at least R_0 .

Next, define

$$(7.32) \quad \hat{R}_{\min} = h^{-1}(2\pi(\ell + 2m + 10^{-5})) > 0.794,$$

and set $\hat{Z}_{\min} = \tanh(\hat{R}_{\min})$ as usual. Our hypothesis on $\ell + 2m$ ensures that $2\pi(\ell + 2m + 10^{-5}) < h_{\max}$, hence Corollary 4.25 ensures that h^{-1} is decreasing. We claim that the above cone deformation can be chosen such that the following hold for all $t \in [0, 4\pi^2]$:

- (1) The link Σ^+ is a union of geodesics in the cone metric g_t . Furthermore, the cone deformation preserves Σ^+ setwise.
- (2) There is an embedded multi-tube about Σ^+ of radius greater than \hat{R}_{\min} .
- (3) For every curve σ_j with $j > n$, the complex length satisfies

$$d_{\text{hyp}}(\mathcal{L}_t(\sigma_j), \mathcal{L}_{4\pi^2}(\sigma_j)) \leq (4\pi^2 - t) F(\hat{Z}_{\min}, \ell).$$

Let I be the maximal sub-interval of $[0, (2\pi)^2]$ containing $(2\pi)^2$, such that conclusions (1), (2) and (3) hold for $t \in I$.

First, we show that $(2\pi)^2 \in I$, hence is non-empty. Note that (1) holds by hypothesis, while (3) is vacuous for $t = (2\pi)^2$. To verify (2), choose an arbitrary pair of components $\sigma_j, \sigma_{j'}$ with $n < j, j' \leq n+k$. Let U_{\max} be the maximal multi-tube about $\Sigma \cup \sigma_j \cup \sigma_{j'}$ in the complete metric on M , and let R be the smallest radius of a tube in U_{\max} . By Lemma 5.15, we know $R > 0.531$. Now, Corollary 4.25 says that

$$R \geq h^{-1}(\mathcal{A}(4\pi^2)) = h^{-1}(2\pi(\ell + 2m)) > \hat{R}_{\min}$$

where the strict inequality is by definition of \hat{R}_{\min} . In particular, the tubes of radius \hat{R}_{\min} about the components of $\Sigma \cup \sigma_j \cup \sigma_{j'}$ are pairwise disjoint. Since j, j' were arbitrary, we conclude that the tubes of radius \hat{R}_{\min} about *all* components of Σ^+ are pairwise disjoint. Thus (2) holds for $t = (2\pi)^2$, implying that $I \neq \emptyset$.

To see that I is open, let $0 < t_0 \in I$. By Theorem 5.6, there is a local cone deformation on M that treats Σ^+ as its singular locus but does not change the cone angles on $\Sigma^+ - \Sigma$. Hence (1) holds in an open neighborhood of t_0 , as does (2) because it is an open condition. Now, Lemma 7.4 implies that (3) holds on the union of I and this open neighborhood. Hence I is open.

To see that I is closed, let $a = \inf I$. Since the tube radius about Σ^+ must remain *at least* \hat{R}_{\min} by continuity, and in particular does not degenerate, Theorem 5.13 implies that the cone deformation

preserving Σ^+ setwise can be extended to $t = a$. Since (3) is a closed condition, it holds at $t = a$ by continuity. Thus, for every $j > n$ and every $t \in [a, (2\pi)^2]$, Lemma 7.14 gives

$$\begin{aligned} 2\pi \operatorname{len}_t(\sigma_j) &\leq 2\pi \operatorname{len}_{4\pi^2}(\sigma_j) \cdot \exp((4\pi^2 - t) F(\hat{Z}_{\min}, \ell)) \\ &\leq 2\pi m \exp((4\pi^2 - t) F(\hat{Z}_{\min}, \ell)). \end{aligned}$$

Focusing attention on two components σ_j and $\sigma_{j'}$ with $j, j' > n$, we have

$$2\pi(\operatorname{len}_t(\sigma_j) + \operatorname{len}_t(\sigma_{j'})) \leq 4\pi \cdot m \exp((4\pi^2 - t) F(\hat{Z}_{\min}, \ell)).$$

Meanwhile, by Lemma 7.17, the visual area of Σ satisfies

$$\mathcal{A}_t(\Sigma) \leq \mathcal{A}_{4\pi^2}(\Sigma) \left(\frac{\sqrt{t}}{2\pi}\right)^{q(Z_0)} = 2\pi\ell \left(\frac{\sqrt{t}}{2\pi}\right)^{q(Z_0)}$$

where $Z_0 = \tanh R_0$ and the function $q(z)$ is given in Lemma 7.17. Combining the last two equations, we conclude that the total visual area of $\Sigma \cup \sigma_j \cup \sigma_{j'}$ satisfies

$$\mathcal{A}_t(\Sigma \cup \sigma_j \cup \sigma_{j'}) \leq 2\pi\ell \left(\frac{\sqrt{t}}{2\pi}\right)^{q(Z_0)} + 4\pi m \exp((4\pi^2 - t) F(\hat{Z}_{\min}, \ell)) = \hat{f}_{\ell, m}(t).$$

(Note that $\hat{f}_{\ell, m}(t)$ differs from the function $f_{\ell, m}(t)$ of Lemma 7.18 in that the second term begins with $4\pi m$ instead of $2\pi m$. Note as well that \hat{Z}_{\min} is defined via (7.32), which differs from the definition of Z_{\min} in Lemma 7.18.)

By an interval arithmetic computation in Sage [23], exactly as in Lemma 7.18, we learn that $\hat{f}_{\ell, m}(t)$ is bounded above in terms of $\hat{f}_{\ell, m}(4\pi^2)$. In symbols, we verify the strict inequality below:

$$(7.33) \quad \mathcal{A}_t(\Sigma \cup \sigma_j \cup \sigma_{j'}) \leq \hat{f}_{\ell, m}(t) < 2\pi(\ell + 2m + 10^{-5}) = h(\hat{R}_{\min}).$$

Thus Corollary 4.25 implies that at $t = a$, the maximal tube about $\Sigma \cup \sigma_j \cup \sigma_{j'}$ has smallest radius $R > \hat{R}_{\min}$. Since j, j' were chosen arbitrarily, the maximal multi-tube about Σ^+ also has smallest radius $R > \hat{R}_{\min}$. This means condition (2) holds at $a = \inf I$, hence I is closed. Thus (1), (2) and (3) hold for all $t \in [0, (2\pi)^2]$, completing the proof. \square

8. BILIPSCHITZ ESTIMATES IN THE THICK PART

The main result of this section is Theorem 8.3. The theorem gives an effective bilipschitz bound on the change in geometry during a cone deformation.

Definition 8.1. Given Riemannian metrics g and \hat{g} on a manifold N , we define the bilipschitz constant at a point $p \in N$ by

$$(8.2) \quad \operatorname{bilip}_p(g, \hat{g}) = \inf \left\{ K \geq 1 \mid \frac{1}{K} \leq \sqrt{\frac{\hat{g}(x, x)}{g(x, x)}} \leq K \text{ for all } x \in T_p N - \{0\} \right\}.$$

The bilipschitz constant between g and \hat{g} is

$$\operatorname{bilip}_N(g, \hat{g}) = \sup \{ \operatorname{bilip}_p(g, \hat{g}) : p \in N \},$$

with the convention that the supremum of an unbounded set is undefined. In the applications in this paper, the manifold N will be compact, hence the supremum will actually be attained.

Theorem 8.3. *Fix $0 < \delta \leq 0.938$. Let M be a complete, finite volume hyperbolic 3-manifold and Σ a geodesic link in M . Suppose that one of the following hypotheses holds.*

- *In the cusped structure on $M - \Sigma$, the total normalized length of the meridians of Σ satisfies $L^2 \geq 107.6/\delta^2 + 14.41$.*
- *In the complete structure on M , the total length of Σ is $\ell \leq \delta^2/17.11$.*

Then there is a cone deformation $M_t = (M, \Sigma, g_t)$ interpolating between the complete structures on $M - \Sigma$ and M . For $0 \leq a \leq b \leq (2\pi)^2$, the cone deformation defines a natural identity map $id: (M - \Sigma, g_a) \rightarrow (M - \Sigma, g_b)$.

Suppose that W is a submanifold of M such that $W \subset M_t^{\geq \delta}$ for all $t \in (a, b)$. Then the identity map $id: (W, g_a) \rightarrow (W, g_b)$ is J -bilipschitz, where

$$J = \exp\left(\frac{7.193 \ell}{\delta^{5/2}}\right).$$

The natural identity map $id: (M, g_a) \rightarrow (M, g_b)$ was defined in Remark 5.18. It arises because we are keeping the pair of sets (M, Σ) constant and varying the metric g_t on $M - \Sigma$ according to a canonical choice of 1-form ω . One important property of this identity map is that it is equivariant with respect to the symmetry group of the pair (M, Σ) .

We remark that Theorem 8.3 is an effective version of a theorem of Brock and Bromberg [11, Corollary 6.10]. Our proof follows their outline, with effective control on the boundary terms inserted into the calculation.

The following lemma shows that the hypothesis on L of Theorem 8.3 implies the hypothesis on ℓ . Thus, in proving the theorem, it suffices to assume the hypothesis on ℓ . In addition, Lemma 8.4 says that we may substitute $\ell \leq \frac{2\pi}{L^2 - 14.41}$ in bounding the bilipschitz constant J .

Lemma 8.4. *Fix $0 < \delta \leq 0.938$. Let M be a complete, finite volume hyperbolic 3-manifold and Σ a geodesic link in M . Suppose that in the cusped structure on $M - \Sigma$, the total normalized length of the meridians of Σ satisfies $L^2 \geq 107.6/\delta^2 + 14.41$. Then in the complete structure on M , the total length of Σ is*

$$\ell < \frac{2\pi}{L^2 - 14.41} < \frac{\delta^2}{17.11}.$$

Proof. Since $\delta \leq 0.938$, we have

$$L^2 \geq \frac{107.6}{\delta^2} + 14.41 \geq 136.7 = I(Z_{\min}),$$

where $Z_{\min} \geq 0.9006$. Thus, by Lemma 6.10, we have

$$\ell \leq \frac{2\pi}{L^2 - 14.41} < \frac{\delta^2}{17.11}. \quad \square$$

To prove Theorem 8.3, we recall from Section 5 that the cone deformation is governed by a harmonic form ω . By Equation (5.2), ω decomposes as

$$(8.5) \quad \omega = \eta + i * D\eta.$$

It turns out that the real part $\eta = \Re(\omega)$ controls the infinitesimal change in metric. Hodgson and Kerckhoff pointed out that the metric inner product $g_t(x, y)$ between a pair of vectors $x, y \in T_p M$ satisfies the differential equation

$$(8.6) \quad \frac{dg_t(x, y)}{dt} = 2g_t(x, \eta(y)).$$

See, for instance, the displayed equation on page 46 of [32]. We remark that (8.6) can be used to define the TM -valued 1-form η , which is how Brock and Bromberg have defined it [11, page 61]. Subsequently, they showed that the pointwise norm of η controls the bilipschitz constant.

Lemma 8.7. *If $\|\eta(p)\| \leq K$ for all $t \in [a, b]$, then*

$$\text{bilip}_p(g_a, g_b) \leq e^{(b-a)K}.$$

Proof. On [11, pages 61–62], Brock and Bromberg show that (8.6) implies

$$\left| \frac{dg_t(x, x)}{dt} \right| \leq 2\|\eta(p)\| g_t(x, x).$$

Here, the pointwise norm $\|\eta(p)\|$ should be evaluated at time t . Integrating the above estimate, we obtain

$$e^{-2(b-a)K} \leq \frac{g_b(x, x)}{g_a(x, x)} \leq e^{2(b-a)K}, \quad \text{hence} \quad \text{bilip}_p(g_a, g_b) \leq e^{(b-a)K}. \quad \square$$

8.1. Bounding the pointwise norm. We will control the pointwise norm $\|\eta(p)\|$ by combining the results of Section 6 and the following mean-value inequality due to Hodgson, Kerckhoff, and Bromberg [14].

Theorem 8.8. *Let ω be a harmonic form on a ball $B_r(p) \subset \mathbb{H}^3$, where $r < \pi/\sqrt{2}$. Then*

$$(8.9) \quad \|\omega(p)\| \leq \frac{3\sqrt{2\pi(\sinh(2r) - 2r)}}{4\pi f(r)} \sqrt{\int_{B_r} \|\omega\|^2 dV},$$

where

$$f(r) = \cosh(r) \sin(\sqrt{2}r) - \sqrt{2} \sinh(r) \cos(\sqrt{2}r).$$

Proof. See Bromberg [14, Theorem 9.9]. We have substituted the formula $\text{vol}(B_r(p)) = \pi(\sinh(2r) - 2r)$. See, for example, Ratcliffe [55, Exercise 3.4.5]. \square

To simplify the bound of (8.9), we employ the following estimate.

Lemma 8.10. *Let $0 < \delta \leq 0.938$, and let $r = \delta/2$. Then the term in (8.9) before the square root of the integral satisfies:*

$$(8.11) \quad \frac{3\sqrt{2\pi(\sinh(2r) - 2r)}}{4\pi f(r)} \leq \left(\frac{1.046}{2} \sqrt{\frac{3}{\pi}} \right) \left(\frac{\delta}{2} \right)^{-3/2}.$$

If $0 < \delta \leq 0.106$ and $r = \delta/2$, the bound becomes

$$(8.12) \quad \frac{3\sqrt{2\pi(\sinh(2r) - 2r)}}{4\pi f(r)} \leq \left(\frac{1.001}{2} \sqrt{\frac{3}{\pi}} \right) \left(\frac{\delta}{2} \right)^{-3/2}.$$

Proof. Before giving the proof, we motivate the statement. The function to be bounded in (8.11) and (8.12) can be expressed as a Puiseux series in the following way:

$$\frac{3\sqrt{2\pi(\sinh(2r) - 2r)}}{4\pi f(r)} = \left(\frac{1}{2} \sqrt{\frac{3}{\pi}} \right) r^{-3/2} + \left(\frac{1}{10} \sqrt{\frac{3}{\pi}} \right) r^{1/2} + O(r^{5/2}).$$

Since $r = \delta/2$, the bounds in (8.11) and (8.12) pick out the leading term of the series, with a bit of multiplicative error.

Now, we proceed to the proof. Set $C = 1.046$. A bit of algebraic manipulation shows that the desired inequality (8.11) is equivalent to

$$(8.13) \quad \Phi(r) = 2f(r)^2 C^2 - 3r^3(\sinh(2r) - 2r) \geq 0 \quad \text{on} \quad r \in [0, 0.469].$$

Since $f(r) = \cosh(r) \sin(\sqrt{2}r) - \sqrt{2} \sinh(r) \cos(\sqrt{2}r)$ is an analytic function, the entire function $\Phi(r)$ in (8.13) is analytic. The 9-th degree Taylor polynomial for $\Phi(r)$, centered at $r = 0$, is

$$P(r) = 4(C^2 - 1)r^6 - \frac{4}{5}(C^2 + 1)r^8.$$

By Taylor's theorem with remainder, when $r \in [0, 0.469]$ we have

$$\Phi(r) - P(r) = \frac{\Phi^{(10)}(\rho)}{10!} r^{10}, \quad \text{for some } \rho \in [0, 0.469] \text{ depending on } r.$$

Using interval arithmetic in Sage [23], we verify that $\Phi^{(10)}(\rho)/10! \geq -0.085$ for all $\rho \in [0, 0.469]$. Thus

$$\Phi(r) \geq 4(C^2 - 1)r^6 - \frac{4}{5}(C^2 + 1)r^8 - 0.085r^{10},$$

a function that is easily seen to be non-negative for $r \in [0, 0.469]$ because it factors into linear and quadratic terms. This proves (8.13) and therefore (8.11).

Inequality (8.12) is proved similarly, substituting $C = 1.001$. \square

Proposition 8.14. *Fix $0 < \delta \leq 0.938$. Let M be a complete, finite volume hyperbolic 3-manifold and Σ a geodesic link in M with total length $\ell \leq \delta^2/17.11$. Let M_t be a cone-manifold occurring along a deformation from $M - \Sigma$ to M . Let $p \in M_t^{\geq \delta}$. Then*

$$\|\omega(p)\| \leq \frac{0.1822 \ell}{\delta^{5/2}}.$$

Proof. We may assume without loss of generality that t lies in the interior of the deformation interval $[0, (2\pi)^2]$, or in other words, we have cone angle $0 < \alpha < 2\pi$ along every component of Σ . Once we establish the desired bound on $\|\omega(p)\|$ for such times in the interior, the general case will follow by continuity.

For $p \in M_t^{\geq \delta}$, by Definition 2.14 there is a round ball of radius $\delta/2$ centered at p , which is isometric to a ball in \mathbb{H}^3 . For each component σ_j of Σ , let $r_j(\delta)$ be the tube radius of the δ -thin tube about σ_j in the metric g_t . By Definition 6.15, this means that every point $q \in \partial U_{r_j(\delta)}$ satisfies

$$\text{injr}(q) \leq \text{injr}(q, U_{r_j(\delta)}) = \delta/2,$$

where the inequality is Lemma 2.19. Set $\mathbf{r}_- = (r_1(\delta) - \delta/2, \dots, r_n(\delta) - \delta/2)$. By Theorem 6.20, the multi-tube $U_{\mathbf{r}_-}$ is embedded. Moreover, $U_{\mathbf{r}_-} \cap B_{\delta/2}(p) = \emptyset$. Therefore, by (6.3) and Theorem 6.20

$$(8.15) \quad \int_{B_{\delta/2}(p)} \|\omega\|^2 dV \leq \int_{M - U_{\mathbf{r}_-}} \|\omega\|^2 dV = b_{\mathbf{r}_-}(\eta, \eta) \leq \left(\frac{\ell}{7.935 \delta} \right)^2.$$

The bound on the term in (8.9) before the square root of the integral is bounded by Lemma 8.10, particularly equation (8.11). Now, we plug the estimates of (8.15) and (8.11) into (8.9) to obtain

$$\|\omega(p)\| \leq \left(\frac{1.046}{\delta^{3/2}} \sqrt{\frac{6}{\pi}} \right) \left(\frac{\ell}{7.935 \delta} \right) \leq \frac{0.1822 \ell}{\delta^{5/2}}. \quad \square$$

We can now complete the proof of Theorem 8.3.

Proof of Theorem 8.3. By Lemma 8.4, the hypothesis on L implies the hypothesis on ℓ , so we may assume the hypothesis on ℓ . The existence of a cone deformation (M, Σ, g_t) now follows from Theorem 5.1. Recall as well that in Remark 5.18, we made a canonical choice of harmonic form ω governing the family of cone-metrics g_t , and used this choice to define a natural identity map $id: (M - \Sigma, g_a) \rightarrow (M - \Sigma, g_b)$.

Now, we can check the bilipschitz estimate of the theorem. Set $K = 0.1822 \ell \delta^{-5/2}$. Suppose that $W \in M_t^{\geq \delta}$ for all $t \in (a, b)$ and that $p \in W$. Then, by (8.5) and Proposition 8.14, we have

$$\|\eta(p)\| \leq \|\omega(p)\| \leq K.$$

Set

$$J = \exp((2\pi)^2 K) = \exp\left((2\pi)^2 \cdot \frac{0.1822 \ell}{\delta^{5/2}}\right) \leq \exp\left(\frac{7.193 \ell}{\delta^{5/2}}\right).$$

By Lemma 8.7, the bound $\|\eta(p)\| \leq K$ implies

$$\text{bilip}_p(g_a, g_b) \leq e^{|b-a|K} \leq e^{(2\pi)^2 K} = J,$$

as claimed. \square

8.2. Corollaries and variations. Theorem 8.3 has the following pair of corollaries on effective bilipschitz bounds on drilling and filling. In both statements, g_0 denotes the complete hyperbolic metric on $M - \Sigma$, and $g_{4\pi^2}$ denotes the complete hyperbolic metric on M .

Corollary 8.16. *Fix $0 < \delta \leq 0.938$ and $J > 1$. Let M be a complete, finite volume hyperbolic 3-manifold. Let $\Sigma \subset M$ be a geodesic link whose total length ℓ satisfies*

$$\ell \leq \min \left\{ \frac{\delta^2}{17.11}, \frac{\delta^{5/2} \log(J)}{7.193} \right\}.$$

Let $W \subset M$ be any submanifold such that $W \subset M_t^{\geq \delta}$ for all t . Then, for all $a, b \in [0, (2\pi)^2]$, the identity map $id: (W, g_a) \rightarrow (W, g_b)$ is J -bilipschitz.

Corollary 8.17. *Fix any $0 < \delta \leq 0.938$ and any $J > 1$. Let M be a complete, finite volume hyperbolic 3-manifold and Σ a geodesic link in M . Suppose that in the cusped structure on $N = M - \Sigma$, the total normalized length L of the meridians of Σ satisfies*

$$L^2 \geq \max \left\{ \frac{107.6}{\delta^2} + 14.41, \frac{45.20}{\delta^{5/2} \log(J)} + 14.41 \right\}.$$

Let $W \subset M$ be any submanifold such that $W \subset M_t^{\geq \delta}$ for all t . Then, for all $a, b \in [0, (2\pi)^2]$, the identity map $id: (W, g_a) \rightarrow (W, g_b)$ is J -bilipschitz.

Proof. This follows from Theorem 8.3 and Lemma 8.4. □

We also have the following analogue of Theorem 8.3, with stronger hypotheses and a stronger bilipschitz estimate. This stronger statement will be used in Section 9.

Theorem 8.18. *Fix $0 < \delta \leq 0.106$ and $1 < J \leq e^{1/5}$. Let M be a complete, finite volume hyperbolic 3-manifold and Σ a geodesic link in M . Suppose that in the complete structure on M , the total length of Σ is bounded as follows:*

$$\ell \leq \frac{\delta^{5/2} \log(J)}{3.324} \quad \text{if } \delta \leq 0.012, \quad \ell \leq \frac{\delta^{5/2} \log(J)}{3.498} \quad \text{if } 0.012 < \delta \leq 0.106.$$

Let $[a, b] \subset [0, (2\pi)^2]$ be an interval of time, and suppose that W is a submanifold of M such that $W \subset M_t^{\geq \delta}$ for all $t \in (a, b)$. Then the identity map $id: (W, g_a) \rightarrow (W, g_b)$ is J -bilipschitz.

Proof. First, suppose that $\delta \leq 0.012$. Since $\log(J) \leq 1/5$ and $5 \times 3.324 = 16.62$, our hypotheses are stronger than those of Proposition 6.27. The proof that id is J -bilipschitz is almost identical to the proof of Theorem 8.3, with two small substitutions. Inside the proof of Proposition 8.14, we replace (8.15), which uses Theorem 6.20, by the estimate of Proposition 6.27:

$$(8.19) \quad \int_{B_{\delta/2}(p)} \|\omega\|^2 dV \leq \int_{M-U_{r_-}} \|\omega\|^2 dV = b_{r_-}(\eta, \eta) \leq \left(\frac{\ell}{16.432 \delta} \right)^2.$$

We also replace (8.11) by (8.12). Now, using (8.12) and (8.19) in place of (8.11) and (8.15), Proposition 8.14 becomes

$$(8.20) \quad \|\omega(p)\| \leq \left(\frac{1.001}{\delta^{3/2}} \sqrt{\frac{6}{\pi}} \right) \left(\frac{\ell}{16.432 \delta} \right) \leq \frac{0.08419 \ell}{\delta^{5/2}}.$$

Plugging (8.20) into the final part of the proof of Theorem 8.3 gives

$$\text{bilip}(g_a, g_b) \leq \exp \left((2\pi)^2 \cdot \frac{0.08419 \ell}{\delta^{5/2}} \right) \leq \exp \left(\frac{3.324 \ell}{\delta^{5/2}} \right) \leq J.$$

If $0.012 < \delta \leq 0.106$, the proof is again almost identical; we use Proposition 6.26 instead of Proposition 6.27 to get a slightly looser bound on $b_{r_-}(\eta, \eta)$. □

9. MARGULIS NUMBERS FOR CONE-MANIFOLDS

Our goal in this section is to give an effective estimate on the Margulis numbers of cone-manifolds that occur in the cone-deformations we have been studying. See Theorems 9.26 and 9.27 for effective statements in this vein. These estimates for cone-manifolds are used to control the Margulis number of the non-singular manifold M at the end of the deformation, under hypotheses on either the drilled manifold $M - \Sigma$ (in Theorem 9.25), or the filled manifold M (in Theorem 9.29).

The proof of each of these results breaks into a topological statement and a geometric statement. The topological statement is Theorem 9.1, which can be paraphrased as follows: so long as ϵ is a Margulis number for an initial manifold M_0 , and so long as the ϵ -thick part $M_0^{\geq \epsilon}$ stays δ -thick in M_t for every t , we learn that δ is a Margulis number for M_t . The geometric statement is Theorem 9.15: under strong hypotheses on length, the ϵ -thick part $M_0^{\geq \epsilon}$ indeed stays almost ϵ -thick in M_t for all t . In fact, both the topological and the geometric statement require geometric hypotheses about ℓ or L , and rely on the estimates in the preceding sections.

Theorem 9.15 has an additional application: it allows us to formulate a version of the bilipschitz Theorem 8.3 whose hypotheses are only on the non-singular manifold at one end of a cone-deformation, without any pre-existing knowledge about intermediate cone manifolds. See Theorem 9.30 for details.

9.1. Tubes realizing injectivity radii. The following theorem says that Margulis numbers in a cone-manifold M_t are related to Margulis numbers in M_0 , provided that we have set containment of the corresponding thin parts.

Theorem 9.1. *Fix $0 < \delta \leq \epsilon$, where $\delta < 0.9623$. Suppose M is a complete, finite volume hyperbolic manifold, and $\Sigma = \sigma_1 \cup \dots \cup \sigma_n$ is a geodesic link in M . Suppose that $\text{len}(\sigma_j) \leq 0.0996$ for every j , while the total length of Σ satisfies*

$$(9.2) \quad \ell = \text{len}(\Sigma) \leq \min \left\{ 0.261\delta, \frac{1}{2\pi} \text{haze} \left(\frac{\delta + 0.1604}{1.1227} \right) \right\}.$$

Let M_0 be the complete metric on $M - \Sigma$, and assume that ϵ is a Margulis number for M_0 . Suppose as well that for every t , we have

$$(9.3) \quad (M_t^{\leq \delta} - \Sigma) \subset M_0^{\leq \epsilon}.$$

Then δ is a Margulis number for M_t , for each t .

The hypotheses on δ , $\text{len}(\sigma_j)$, and ℓ in Theorem 9.1 match those of Lemma 6.16. Recall that the function in (9.2), which expresses the upper bound on ℓ in terms of δ , is depicted in Figure 6.1 on page 37.

The proof of Theorem 9.1 breaks up into several steps. In Proposition 9.4, we show that if M_t is a cone-manifold occurring in the interior of our deformation, and $\text{injrads}(x) \leq \delta/2$, then an appropriate subset of $M_t^{\leq \delta}$ is (loosely speaking) realized by a tube through x . This “tube” U may be immersed rather than embedded, may be singular, and may be a horocusp. There may also be more than one such tube through x . In Lemma 9.9, we will show that, under the hypotheses of Theorem 9.1, these tubes or cusps are in fact disjointly embedded in a singular cone-manifold M_t . This proves Theorem 9.1 for singular manifolds M_t , corresponding to a time parameter $t < (2\pi)^2$.

We complete the proof of Theorem 9.1 via a continuity argument. The function $\text{injrads}_t(x)$ is not always continuous in t , but it comes close; the precise (and more subtle) continuity statement is established in Lemma 9.10.

Recall from Definition 2.8 that a non-trivial group element $\varphi \in \pi_1(M - \Sigma)$ is called peripheral if a loop representing φ is freely homotopic into a cusp of $M - \Sigma$.

Proposition 9.4. *Fix $0 < \delta < 0.9623$. Let M be a complete, finite volume hyperbolic manifold, and $\Sigma = \sigma_1 \cup \dots \cup \sigma_n$ a geodesic link in M . Suppose that $\text{len}(\sigma_j) \leq 0.0996$ for every j , while $\ell = \text{len}(\Sigma)$ satisfies (9.2).*

Let M_t be a cone-manifold in the interior of the deformation from $M - \Sigma$ to M . Let $x \in M_t$ be a point such that $2\text{injrad}(x) \leq \delta$. Choose a lift $\tilde{x} \in \hat{M}_t$, the universal branched cover, let $\varphi \in \pi_1(M - \Sigma)$ be a group element guaranteed by Lemma 2.11, so that $d(\tilde{x}, \varphi\tilde{x}) = 2\text{injrad}(x)$, and let $G = C(\varphi)$ be the centralizer of φ in $\pi_1(M - \Sigma)$. Then the following hold.

- (1) G stabilizes an open set $\tilde{V} \subset \hat{M}_t$, which is either a horoball or a regular neighborhood of a geodesic.
- (2) The quotient $V = \tilde{V}/G$ admits a local isometry $f: V \rightarrow M_t$. Thus f is an immersed tube or immersed horocusp in M_t , as in Definition 2.16.
- (3) We have $V^{\geq 1.51} \neq \emptyset$.
- (4) There is a sub-tube or sub-horocusp $U \subset V$ and a point $y \in \partial U$, such that $x = f(y)$. Furthermore, $\text{injrad}(x) = \text{injrad}(y, U)$.
- (5) If φ is peripheral, then $f|_{\bar{U}}: \bar{U} \rightarrow M_t$ is an embedding of a horocusp or singular tube.

Proof. Let $U_{\max}(\Sigma) = U_1 \cup \dots \cup U_n$ be the maximal multi-tube about Σ , as in Definition 4.2. Let U_{n+1}, \dots, U_m be horoball neighborhoods of the cusps of M_t (if any), expanded until each U_j bumps into a previously expanded cusp or tube. By Lemma 6.16, each tube U_j has radius R_j , where

$$R_j \geq R_{\min} = h^{-1}(2\pi\ell) \geq 0.7555.$$

By Theorem 4.26, every point $z \in \partial U_j$ satisfies

$$2\text{injrad}(z, U_j) > 1.1227 \tanh R_{\min} - 0.1604.$$

Furthermore, by Remark 4.35, this bound applies to both tubes and horocusps. Combining this with (6.18) in Lemma 6.16, we learn that

$$(9.5) \quad 2\text{injrad}(z, U_j) > 1.1227 \tanh R_{\min} - 0.1604 \geq \delta$$

for every point $z \in \partial U_j$ on the boundary of a tube or horocusp.

To begin proving the conclusions of the proposition, suppose first that φ is peripheral. Then Lemma 2.9 says that φ stabilizes either a horoball in \hat{M}_t or a singular geodesic $\hat{\sigma}_j \subset \hat{\Sigma}$, where $\hat{\Sigma}$ is the preimage of Σ . In both cases, we will see that $x \in U_j$ for a tube or horocusp U_j constructed above.

If φ stabilizes a singular geodesic $\hat{\sigma}_j \subset \hat{\Sigma} \subset \hat{M}_t$, then it stabilizes the universal branched cover \tilde{U}_j of some singular tube U_j . Alternately, φ stabilizes the universal cover $\tilde{U}_j \subset \hat{M}_t$ of some horocusp U_j . In either case, we claim that $\tilde{x} \in \tilde{U}_j$. This is because φ moves \tilde{x} by distance $2\text{injrad}(x) \leq \delta$, whereas (9.5) implies that φ moves every point outside \tilde{U}_j by distance strictly greater than δ . Thus $\tilde{x} \in \tilde{U}_j$, hence $x \in U_j$.

We can now construct the sets U and V claimed in the proposition. Let \tilde{V} be the maximal metric neighborhood of \tilde{U}_j that is disjoint from $\hat{\Sigma}$, except possibly at the core of \tilde{U}_j . Let $\tilde{U} \subset \tilde{U}_j$ be the proper sub-tube or sub-horoball defined by the property that $\tilde{x} \in \partial\tilde{U}$. Set $G = C(\varphi) \cong \mathbb{Z} \times \mathbb{Z}$ and consider the covering projection $\pi: \tilde{V} \rightarrow \tilde{V}/G$. Then we have a sequence of local isometries

$$(9.6) \quad V = \tilde{V}/G \hookrightarrow \hat{M}_t/G \longrightarrow M_t,$$

whose composition we call f . Restricting attention to $U_j = \pi(\tilde{U}_j)$, we recover the embedding $f: U_j \hookrightarrow M_t$. Since $\bar{U} \subset U_j$, it follows that $f|_{\bar{U}}$ is an embedding as well. Since $\tilde{x} \in \partial\tilde{U}$, we have a point $y = \pi(\tilde{x}) \in \partial U$ such that $f(y) = x$. Furthermore, since $\varphi \in G$, we have

$$2\text{injrad}(x) = d(\tilde{x}, \varphi\tilde{x}) = 2\text{injrad}(y, U).$$

This proves all the properties claimed of U and V , except for (3). We will check (3) after verifying the corresponding property in the non-peripheral case in Claim 9.7.

Next, suppose that φ is non-peripheral. Then Lemma 2.9 says that φ stabilizes a geodesic axis $\tilde{\beta} \subset \hat{M}_t$, not contained in the singular locus, which covers a closed geodesic $\beta \subset M_t$. Observe that

β cannot be entirely contained in a singular tube U_j , because the only closed geodesic in U_j is the singular core σ_j .

Furthermore, for every U_j , we have $d(\sigma_j, \partial U_j) \geq R_{\min} \geq 0.7555$. Thus if $\beta \cap U_j$ reaches the singular core σ_j , then $\text{len}(\beta \cap U_j) \geq 2 \cdot 0.7555 = 1.511$. However,

$$\text{len}(\beta \cap U_j) \leq \text{len}(\beta) \leq d(\tilde{x}, \varphi\tilde{x}) \leq \delta < 0.9623.$$

So any geodesic arc $\beta \cap U_j$ cannot reach the singular core σ_j , implying that $\beta \cap \Sigma = \emptyset$. Consequently, $\tilde{\beta}$ is disjoint from the singular locus $\hat{\Sigma} \subset \hat{M}_t$.

Let $\tilde{V} \subset \hat{M}_t$ be the maximal tubular neighborhood of $\tilde{\beta}$ that is disjoint from the singular locus $\hat{\Sigma}$. This neighborhood has finite radius because \hat{M}_t contains singular points. Then \tilde{V} is stabilized by the maximal cyclic subgroup $G = C(\varphi) \cong \mathbb{Z}$, where $\tilde{\beta}/G = \beta$. Note that $\varphi \in G$. Define a model tube $V = \tilde{V}/G$. Then, as in (9.6), we have a sequence of local isometries

$$V = \tilde{V}/G \hookrightarrow \hat{M}_t/G \longrightarrow M_t,$$

whose composition we call f . Now, we have to show that the immersion $f: V \rightarrow M_t$ has the properties claimed in the proposition.

Claim 9.7. *We have $V^{\geq 1.51} \neq \emptyset$.*

Recall that \tilde{V} was defined to be the maximal open tube about $\tilde{\beta}$ that is disjoint from $\hat{\Sigma}$. Thus there is a point $\tilde{z} \in \partial\tilde{V} \cap \hat{\Sigma}$. Let \tilde{z}' be a closest translate of \tilde{z} by a non-trivial element of G . Then \tilde{z}, \tilde{z}' must lie on distinct singular geodesics in $\hat{\Sigma}$ that cover the same component $\sigma_j \subset \Sigma$. Since the tube U_j about σ_j must have radius $R_j \geq 0.7555$, it follows that

$$d(\tilde{z}, \tilde{z}') \geq 2R_j \geq 2R_{\min} > 1.51.$$

Compare Claim 4.8 for a very similar setup.

Let $\pi: \hat{M}_t \rightarrow \hat{M}_t/G$ be the covering projection, and let $z = \pi(\tilde{z}) = \pi(\tilde{z}') \in \partial V$. Since \tilde{z}, \tilde{z}' are a pair of closest lifts of z under G , we have

$$\text{injrad}(z, V) > 1.51.$$

In particular, $V^{\geq 1.51} \neq \emptyset$. (The same argument applies to the tube or horocusp V in the peripheral case, completing the proof of the proposition in that case.)

In the non-peripheral case, we have now checked that the immersion $f: V \rightarrow M_t$ satisfies properties (1)–(3). It remains to show that there is a sub-tube $U \subset V$ satisfying (4). Note that (5) is vacuous for non-peripheral elements.

Claim 9.8. *There exists a tube U with $\bar{U} \subset V$ and a point $y \in \partial U$, such that $x = f(y)$ and $\text{injrad}(x) = \text{injrad}(y, U)$.*

Recall that $\tilde{x} \in \hat{M}_t$ and $\varphi \in \pi_1(M - \Sigma)$ were chosen to have the property that $d(\tilde{x}, \varphi\tilde{x}) = 2\text{injrad}(x) \leq \delta$. In particular, $\varphi\tilde{x}$ is a closest translate of \tilde{x} in \hat{M}_t . Recall as well that $\varphi \in G$. Letting $y = \pi(\tilde{x}) = \pi(\varphi\tilde{x}) \in \hat{M}_t/G$, we get

$$2\text{injrad}(y) = d(\tilde{x}, \varphi\tilde{x}) = 2\text{injrad}(x) \leq \delta < 1,$$

where $\text{injrad}(y)$ denotes the injectivity radius of y in the cone-manifold \hat{M}_t/G .

On the other hand, by Claim 9.7, $V \subset \hat{M}_t/G$ extends out to include points of injectivity radius 1.51 in \hat{M}_t/G . Thus $y \in V$.

Let $U \subset V$ be the model tube such that $y \in \partial U$. Then

$$\text{injrad}(x) = \text{injrad}(y) = \text{injrad}(y, V) = \text{injrad}(y, U),$$

because the realizing isometry φ belongs to $G = \pi_1 V = \pi_1 U$.

By construction, the local isometry $f: V \rightarrow M_t$ is a restriction of the covering map $\hat{M}_t/G \rightarrow M_t$. Thus $f(y) = f \circ \pi(\tilde{x}) = x$, completing the proof of (4). \square

Lemma 9.9. *Fix $0 < \delta \leq \epsilon$, where $\delta < 0.9623$. Let M be a complete, finite volume hyperbolic manifold, and let $\Sigma = \sigma_1 \cup \dots \cup \sigma_n$ is a geodesic link in M . Suppose that $\text{len}(\sigma_j) \leq 0.0996$ for every j , while the total length of Σ satisfies (9.2).*

Let M_0 be the complete metric on $M - \Sigma$, and assume that ϵ is a Margulis number for M_0 . For a cone-manifold M_t in the interior of the cone-deformation from M_0 to $M_{4\pi^2}$, suppose that

$$(M_t^{\leq \delta} - \Sigma) \subset M_0^{\leq \epsilon}.$$

Then δ is a Margulis number for M_t .

Proof. Let $x \in M_t$ be a point such that $2\text{injrad}(x) = \delta$. Choose a lift $\tilde{x} \in \hat{M}_t$. By Lemma 2.11, there is a group element $\varphi \in \pi_1(M - \Sigma)$ such that $d(\tilde{x}, \varphi\tilde{x}) = \delta$. By Proposition 9.4, φ defines a closed model tube or horocusp \bar{U} with an isometric immersion $f: \bar{U} \rightarrow M_t$, such that $x \in f(\partial U)$.

Note that the isometry φ may not be unique. The proof amounts to checking that \bar{U} is unique and that f is an embedding.

If φ is peripheral, Proposition 9.4 tells us that U is a singular tube or horocusp and that f is an embedding. Furthermore, there exists $y \in \partial \bar{U}$ such that $x = f(y)$ and $\text{injrad}(x) = \text{injrad}(y, U)$. Since local isometries can only reduce the injectivity radius (by Lemma 2.19) and since $y \in \partial \bar{U}$, every point $z \in \bar{U}$ satisfies

$$\text{injrad}(f(z)) \leq \text{injrad}(z, U) \leq \text{injrad}(y, U) = \text{injrad}(x) = \delta/2.$$

Then $f(\bar{U}) \subset M_t^{\leq \delta}$, hence by hypothesis $f(\bar{U}) - \Sigma \subset M_0^{\leq \epsilon}$. Let W be the component of $M_0^{\leq \epsilon}$ containing $f(\bar{U}) - \Sigma$. Since U is a horocusp or singular tube, it follows that W must be a horocusp of M_0 . Here, we are using the hypothesis that ϵ is a Margulis number for M_0 .

Suppose that $\varphi' \in \pi_1(M - \Sigma)$ also has the property that $d(\tilde{x}, \varphi'\tilde{x}) = \delta$. Let U' be the tube or horocusp associated to φ' , with an isometric immersion $f': U' \rightarrow M_t$ and with $x \in f'(\partial U')$. Since $x \in \bar{U}' \cap W$, the hypotheses of the lemma imply $(f(\bar{U}') - \Sigma) \subset W$. In particular, $\varphi' \in f'_* \pi_1(U') \subset \pi_1(W)$, where $\pi_1(W) \cong \mathbb{Z} \times \mathbb{Z}$ is a peripheral subgroup of $\pi_1(M - \Sigma)$. It follows that U and U' are either both horocusp or both tubes about the same component of Σ , hence U' is also embedded. Since $x \in \partial U$ and $x \in \partial U'$, it follows that $\bar{U} = \bar{U}'$ is the full component of $M_t^{\leq \delta}$ containing x .

One particular consequence of the above paragraph is that if φ is peripheral, then φ' must also be peripheral.

If φ is non-peripheral, Proposition 9.4 tells us that there is a non-singular immersed tube $f: U \rightarrow M_t$ and a point $y \in \partial U$ such that $x = f(y)$ and $\text{injrad}(x) = \text{injrad}(y, U)$. Since isometric immersions can only reduce injectivity radius, every point $z \in \bar{U}$ satisfies

$$\text{injrad}(f(z)) \leq \text{injrad}(z, U) \leq \text{injrad}(y, U) = \text{injrad}(x) = \delta/2.$$

Thus $f(\bar{U}) \subset (M_t^{\leq \delta} - \Sigma) \subset M_0^{\leq \epsilon}$. Let W be the component of $M_0^{\leq \epsilon}$ containing $f(\bar{U})$. Since the core of $f(U)$ is a non-singular geodesic $\beta \subset M_t$, it follows that W must be a non-singular, embedded tube in M_0 . Recall that ϵ is a Margulis number for M_0 .

We check that f is an embedding by considering the universal branched cover \hat{M}_t . Recall from the construction of Proposition 9.4, specifically from (9.6), that the universal cover \tilde{U} is identified with a tubular neighborhood of a geodesic axis $\tilde{\beta} \subset \hat{M}_t$, and that $\pi_1(U) = G = C(\varphi)$, the stabilizer of $\tilde{\beta}$. Let $\tilde{W} \subset \hat{M}_t$ be a component of the preimage of W such that $\tilde{U} \subset \tilde{W}$. Viewed in the complete hyperbolic metric of $\tilde{M} - \Sigma = \tilde{M}_0 = \mathbb{H}^3$, the component \tilde{W} is a tubular neighborhood of a geodesic, whose translates by elements of $\pi_1(M - \Sigma)$ are either disjoint from \tilde{W} or coincide with \tilde{W} . Thus a translate $\eta\tilde{U}$ for $\eta \in \pi_1(M - \Sigma)$ is either disjoint from \tilde{W} or contained in \tilde{W} . In the first case, we have $\eta\tilde{U} \cap \tilde{U} = \emptyset$, and in fact $\eta(\partial\tilde{U}) \cap \partial\tilde{U} = \emptyset$. In the second case, η must stabilize the endpoints of $\tilde{\beta}$, in which case $\eta \in G$ stabilizes $\tilde{\beta}$ and also \tilde{U} . Thus $\tilde{U} \cup \eta\tilde{U}$ is precisely invariant under the action of $\pi_1(M - \Sigma)$, which means the quotient tube \bar{U} embeds in M_t .

Finally, suppose that $\varphi' \in \pi_1(M - \Sigma)$ also has the property that $d(\tilde{x}, \varphi'\tilde{x}) = \delta$. Let U' be the tube associated to φ' , with an isometric immersion $f': U' \rightarrow M_t$. We already checked that the

peripheral and non-peripheral cases cannot overlap, so U' must also be a non-singular tube. By the same argument as above, f' must be an embedding, hence we consider \bar{U} and \bar{U}' to be subsets of M_t . As above, all of \bar{U}' must be δ -thin in M_t , hence $\bar{U}' \subset W \subset M_0^{<\epsilon}$. Since $x \in \bar{U} \cap \bar{U}' \subset W$, both $\pi_1(U)$ and $\pi_1(U')$ are subgroups of $\pi_1(W) \cong \mathbb{Z}$. Furthermore, both $\pi_1(U)$ and $\pi_1(U')$ are generated by primitive elements of $\pi_1(M - \Sigma)$, hence the two generators of \mathbb{Z} must coincide up to inverses, hence the cores of U and U' map to the same geodesic $\beta \subset M_t$. Since $x \in \partial U$ and $x \in \partial U'$, it follows that $\bar{U} = \bar{U}'$ is the full component of $M_t^{<\delta}$ containing x . \square

Lemma 9.9 establishes the conclusion of Theorem 9.1 for all $t < (2\pi)^2$, when the cone-manifold M_t is actually *singular*. To finish the proof of Theorem 9.1, we need a continuity argument as $t \rightarrow (2\pi)^2$. This is somewhat subtle, as injectivity radius can be discontinuous as a function of t precisely when $t \rightarrow (2\pi)^2$.

We fix the following notation throughout. Let M_t be a cone-manifold occurring along a deformation from $M - \Sigma$ to M , with metric g_t . Let $\text{inrad}_t(x)$ denote the injectivity radius of x in the g_t metric, and let $d_t(\cdot, \cdot)$ denote distance in the g_t metric.

Lemma 9.10. *Fix $0 < \delta < 0.9623$. Suppose M is a complete, finite volume hyperbolic manifold, and $\Sigma = \sigma_1 \cup \dots \cup \sigma_n$ is a geodesic link in M . Suppose that $\text{len}(\sigma_j) \leq 0.0996$ for every j , while $\ell = \text{len}(\Sigma)$ satisfies (9.2).*

Consider the cone-deformation M_t from $M - \Sigma$ to M . Then, for every $x \in M$ and every $b < (2\pi)^2$, we have

$$\lim_{t \rightarrow b} \text{inrad}_t(x) = \text{inrad}_b(x).$$

Furthermore, for $b = (2\pi)^2$,

$$\left(d_b(x, \Sigma) \geq \frac{\delta}{2} \quad \text{or} \quad \lim_{t \rightarrow b^-} \text{inrad}_t(x) \geq \frac{\delta}{2} \right) \quad \text{implies} \quad \lim_{t \rightarrow b^-} \text{inrad}_t(x) = \text{inrad}_b(x).$$

Proof. By Definition 2.10, $\text{inrad}_t(x)$ varies continuously under a continuous change in cone metric when the cone-manifold stays singular, that is, $t < (2\pi)^2$. This proves the first assertion of the lemma.

As $t \rightarrow b = (2\pi)^2$ and $\alpha \rightarrow 2\pi$, a discontinuity can arise in the following restricted way. If the cone angle on Σ is $\alpha < 2\pi$, a non-singular ball about x cannot have radius larger than $d_t(x, \Sigma)$, hence $\text{inrad}_t(x) \leq d_t(x, \Sigma)$. For $\alpha \geq \pi$, and for points sufficiently close to Σ , $\text{inrad}_t(x)$ can in fact be equal to $d_t(x, \Sigma)$. As $t \rightarrow b$ and $\alpha \rightarrow 2\pi$, the link Σ becomes non-singular, allowing $\text{inrad}_b(x)$ to suddenly become larger than $d_b(x, \Sigma)$ at time $b = (2\pi)^2$. Thus the ‘‘furthermore’’ statement also holds automatically, unless x is a point satisfying

$$d_b(x, \Sigma) = \lim_{t \rightarrow b^-} d_t(x, \Sigma) = \lim_{t \rightarrow b^-} \text{inrad}_t(x).$$

Suppose, for a contradiction, that $x \in M$ is a point that satisfies

$$(9.11) \quad d_b(x, \Sigma) = \lim_{t \rightarrow b^-} \text{inrad}_t(x) \geq \delta/2.$$

Then the distance $h = d_b(x, \Sigma)$ is realized by a geodesic segment β (in the non-singular g_b metric) from x to some component $\sigma_j \subset \Sigma$. Let $y \in \beta$ be the point such that $d_b(y, \sigma_j) = \delta/2$, hence $d_b(x, y) = h - \delta/2$. We will obtain a contradiction by estimating $\text{inrad}_t(y)$ for t near b , in two different ways. First, Lemma 3.1 implies $\text{inrad}_t(y) \geq \text{inrad}_t(x) - d_t(x, y)$ for every t . Taking limits, we obtain

$$(9.12) \quad \begin{aligned} \lim_{t \rightarrow b^-} \text{inrad}_t(y) &\geq \lim_{t \rightarrow b^-} \text{inrad}_t(x) - \lim_{t \rightarrow b^-} d_t(x, y) \\ &= h - (h - \delta/2) \\ &= \delta/2. \end{aligned}$$

On the other hand, since $d_t(y, \sigma_j)$ is a continuous function of t , it must be the case that for all $t < b$ sufficiently close to b , we have $d_t(y, \sigma_j) \leq 1.0006(\delta/2)$. For all such t , Lemma 6.16 says that

there is an embedded δ -thin tube $U_t = U_t(\sigma_j)$ about σ_j , of radius $r_j(\delta) \geq 1.001(\delta/2)$ in the g_t metric. Thus $y \in U_t$, and furthermore,

$$d_t(y, \partial U_t) \geq 0.0004(\delta/2) = 0.0002\delta.$$

By Lemma 6.16, U_t is a δ -thin tube, meaning $\text{injr}_{ad}_t(z, U_t) = \delta/2$ for every $z \in \partial U_t$. Define $\delta' < \delta$ by the property that

$$0.0002\delta = \text{arccosh} \sqrt{\frac{\cosh \delta - 1}{\cosh \delta' - 1}}.$$

Then the upper bound of Theorem 3.6 implies that $\text{injr}_{ad}_t(y, U_t) \leq \delta'/2$. Combining this with Lemma 2.19, we obtain

$$(9.13) \quad \text{injr}_{ad}_t(y) \leq \text{injr}_{ad}_t(y, U_t) \leq \delta'/2 \quad \text{for all } t < b \text{ sufficiently close to } b.$$

But now (9.13) contradicts (9.12), because $\delta' < \delta$. Thus no point $x \in M$ can satisfy (9.11), completing the proof. \square

We can now complete the proof of Theorem 9.1.

Proof of Theorem 9.1. Given Lemma 9.9, it remains to prove that δ is a Margulis number for $M_{4\pi^2}$.

Set $b = 4\pi^2$. For every $t < b$, and every component $\sigma_j \subset \Sigma$, Lemma 6.16 gives an embedded δ -thin tube $U_t = U_t(\sigma_j)$, whose radius (in the g_t metric) is at least $(1.001)\delta/2$. By Proposition 9.4, every point $x_t \in \partial U_t$ satisfies $\text{injr}_{ad}_t(x_t) = \text{injr}_{ad}_t(x_t, U_t) = \delta/2$. By Lemma 6.16, the tubes about different components of Σ are disjointly embedded. As $t \rightarrow b$, each tube $U_t(\sigma_j)$ converges (in the Hausdorff metric) to a tube $U_b(\sigma_j)$. Every convergent sequence of points $\{x_t \in \partial U_t\}$ limits to a point $x_b \in \partial U_b$, with $d_b(x_b, \sigma_j) = d_b(x_b, \Sigma) > \delta/2$. Thus, by Lemma 9.10,

$$\text{injr}_{ad}_b(x_b) = \lim_{t \rightarrow b^-} \text{injr}_{ad}_t(x_b) = \lim_{t \rightarrow b^-} \text{injr}_{ad}_t(x_t) = \delta/2.$$

We conclude that for every $\sigma_j \subset \Sigma$, there is a tube $U_b(\sigma_j) \subset M_b^{\leq \delta}$, such that $\partial U_b(\sigma_j)$ consists of points where injr_{ad}_t is continuous in t . By Lemma 9.10, all points outside these tubes also have the property that injr_{ad}_t is continuous in t . Thus we may apply continuity arguments outside the multi-tube $U_b(\Sigma)$.

Recall that for every t , we have $(M_t^{\leq \delta} - \Sigma) \subset M_0^{< \epsilon}$. Since $M_0^{< \epsilon}$ is open and $\bigcup_t M_t^{\leq \delta}$ is closed, by continuity, there is a value $\delta_+ > \delta$ such that

$$(M_t^{\leq \delta_+} - \Sigma) \subset M_0^{< \epsilon}.$$

Thus Lemma 9.9 implies that δ_+ is a Margulis number for M_t for all $t < b$. For all $t < b$ sufficiently close to b , we have $M_b^{\leq \delta} \subset M_t^{\leq \delta_+}$. By choosing δ_+ sufficiently close to δ and t sufficiently close to b , we can ensure that every component of $M_t^{\leq \delta_+}$ contains a component of $M_t^{\leq \delta}$.

With this setup, let U_b be an arbitrary component of $M_b^{\leq \delta}$. We will see that U_b is a tube or horocusp by showing that $U_b = \lim_{t \rightarrow b} U_t$, where $U_t \subset M_t^{\leq \delta}$ is a δ -thin tube or cusp in the g_t metric.

For t close to b , our chosen component U_b is contained in a tube or horocusp component of $M_t^{\leq \delta_+}$, which contains a δ -thin tube or horocusp $U_t \subset M_t^{\leq \delta}$. As $t \rightarrow b$, these tubes or horocusps U_t converge in the Hausdorff topology to U_b . Note that disjoint components $U_t, U'_t \subset M_t^{\leq \delta}$ cannot collide as $t \rightarrow b$ because they are contained in disjoint components of $M_0^{< \epsilon}$. Similarly, a component U_t cannot collide into itself because distinct lifts of U_t to \hat{M}_b are contained in disjoint preimages of a component of $M_0^{< \epsilon}$. Thus every U_b is an embedded tube or horocusp. \square

9.2. Thick parts stay almost as thick. Next, we show that under strong hypotheses on the length ℓ , the thick part of a cone-manifold M_a stays almost as thick in every other M_t . This will enable us to apply Theorem 9.1 and control Margulis numbers. We begin with the following strengthened version of Theorem 3.6, which applies to an entire cone-manifold instead of a tube.

Proposition 9.14. *Fix $0 < \epsilon \leq \log 3$, and $0 < \delta \leq \epsilon^2/7.256$. Suppose M is a complete, finite volume hyperbolic manifold, and Σ is a geodesic link in M . Suppose $\ell = \text{len}(\Sigma) \leq 0.261\delta$. Then, for all t ,*

$$d(M_t^{\leq \delta}, M_t^{\geq \epsilon}) \geq \text{arccosh} \left(\frac{\epsilon}{\sqrt{7.256\delta}} \right) - 0.1475.$$

Furthermore, if $\epsilon \leq 0.3$, then

$$d(M_t^{\leq \delta}, M_t^{\geq \epsilon}) \geq \text{arccosh} \left(\frac{\epsilon}{\sqrt{7.256\delta}} \right) - 0.0424.$$

Proof. We will use Proposition 9.4. To check the hypotheses of that proposition, observe that our hypotheses require $0 < \delta \leq (\log 3)^2/7.256 < 0.1664$. For δ in this range, Equation (9.2) becomes the simpler statement $\ell \leq 0.261\delta$, which is what we require here. Similarly, every component $\sigma_j \subset \Sigma$ must have $\text{len}(\sigma_j) \leq 0.261 \cdot 0.1664 < 0.0996$. Thus Proposition 9.4 applies under our hypotheses.

Now, let $x \in M_t^{\leq \delta}$. By Proposition 9.4, there is an immersed tube (or immersed cusp) $f: V \rightarrow M_t$, such that $x = f(y)$ for some point $y \in V$, and

$$\text{injrad}(y, V) = \text{injrad}(x).$$

Furthermore, $V^{\geq 1.51} \neq \emptyset$, hence $V^{\geq \epsilon} \neq \emptyset$. By Theorem 3.6, we have

$$d(V^{\leq \delta}, V^{\geq \epsilon}) \geq \text{arccosh} \left(\frac{\epsilon}{\sqrt{7.256\delta}} \right) - 0.1475 =: h.$$

Consequently, every point $y' \in V$ such that $d(y, y') < h$ must lie in $V^{< \epsilon}$.

It follows that $f(V^{< \epsilon})$ contains the h -neighborhood of $x = f(y)$. Thus every point $x' \in M_t$ such that $d(x, x') < h$ must be the image of some $y' \in V^{< \epsilon}$, hence Lemma 2.19 gives

$$2\text{injrad}(x') \leq 2\text{injrad}(y', V) < \epsilon.$$

We conclude that every point of $M_t^{\geq \epsilon}$ lies further than h from $x \in M_t^{\leq \delta}$.

Finally, if $\epsilon \leq 0.3$, we can use Theorem 3.7 instead of Theorem 3.6, and repeat the same argument with $h = \frac{\epsilon}{\sqrt{7.256\delta}} - 0.0424$. \square

Theorem 9.15. *Fix $0 < \epsilon \leq \log 3$ and $1 < J \leq e^{1/5}$. Let M be a complete, finite volume hyperbolic 3-manifold and $\Sigma \subset M$ a geodesic link. Suppose that $\ell = \text{len}(\Sigma)$ is bounded as follows:*

$$(9.16) \quad \ell \leq \frac{\epsilon^5 \log J}{471.5 J^5 \cosh^5(J\epsilon/2 + 0.0424)} \quad \text{if } 0 < \epsilon \leq 0.3,$$

or

$$(9.17) \quad \ell \leq \frac{\epsilon^5 \log J}{496.1 J^5 \cosh^5(J\epsilon/2 + 0.1475)} \quad \text{if } 0.3 \leq \epsilon \leq \log 3.$$

Then, for every $a, t \in [0, (2\pi)^2]$, the manifolds M_a and M_t in the deformation from $M - \Sigma$ to M satisfy

$$(9.18) \quad M_a^{\geq \epsilon} \subset M_t^{\geq \epsilon/J}.$$

Moreover, let B be a closed ball of radius $\epsilon/2$ in the g_a metric about a point $p \in M_a^{\geq \epsilon}$. Then $\text{bilip}_B(g_a, g_t) < J$.

Theorem 9.15 is reminiscent of a result of Brock and Bromberg [11, Theorem 6.11]. Furthermore, the crawling argument employed in the proof below is inspired by the one used in [11, Theorem 6.11]. However, the statement of Theorem 9.15 is stronger than that of [11, Theorem 6.11] in two distinct ways. First, following the theme of this paper, Theorem 9.15 is effective. Second, Theorem 9.15 provides better control over quantifiers. Brock and Bromberg's theorem says that for all sufficiently small ϵ , there exists $\epsilon' < \epsilon$ such that $M_t^{\leq \epsilon'} \subset M_0^{< \epsilon}$. Meanwhile, Theorem 9.15 says that for all $\epsilon \leq 0.3$, and for all $\epsilon' = \epsilon/J < \epsilon$, we have $M_t^{\leq \epsilon'} \subset M_0^{< \epsilon}$, provided ℓ is sufficiently short.

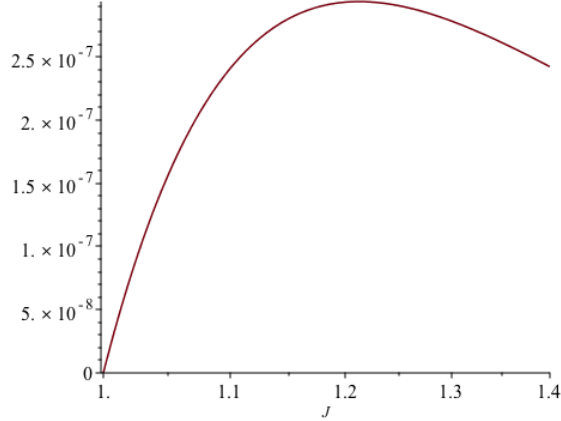


FIGURE 9.1. The function of J that provides an upper bound on ℓ in Equation (9.16), for the value $\epsilon = 0.292$. For any fixed ϵ , this function has a global maximum when $J \leq e^{1/5}$.

The seemingly artificial hypothesis $J \leq \exp(1/5)$ in Theorem 9.15 is justified as follows. For fixed ϵ , the function in (9.16) or (9.17) is *not* monotonic in J : it starts out at 0 when $J = 1$, rises to a maximum, and then decreases toward 0. Note that the function factors as $(\log(J)/J^5)$ times a term that is decreasing in J . Hence the maximum of the function, corresponding to the mildest hypotheses on ℓ , always occurs when $\log J \leq 1/5$. (See Figure 9.1, and compare Lemma 9.24.) For $J > \exp(1/5)$, the theorem requires stronger hypotheses on ℓ but produces a weaker conclusion, hence it makes sense to exclude those values.

Proof of Theorem 9.15. For most of the proof, suppose that $\epsilon \leq 0.3$. This means we are working under the hypothesis (9.16).

Fix an arbitrary $a \in [0, (2\pi)^2]$. For the length of the proof, we will treat a as a constant and t as a variable. Set

$$(9.19) \quad \delta = \frac{(\epsilon/J)^2}{7.256 \cosh^2(J\epsilon/2 + 0.0424)}, \quad \text{so that} \quad \operatorname{arccosh}\left(\frac{\epsilon/J}{\sqrt{7.256 \delta}}\right) - 0.0424 = J\epsilon/2.$$

It follows that $\delta \leq 0.012$. For this value of δ , we will actually prove the closely related condition

$$(9.20) \quad d_a(M_t^{\leq \delta}, M_a^{\geq \epsilon}) > \epsilon/2.$$

As we shall see at the end of the proof, equation (9.20) quickly implies (9.18).

Let I be the maximal sub-interval of $[0, (2\pi)^2]$, containing a , such that (9.20) holds for all $t \in I$. First, we check that I is non-empty. This follows from Proposition 9.14:

$$d_a(M_a^{\leq \delta}, M_a^{\geq \epsilon}) \geq \operatorname{arccosh}\left(\frac{\epsilon/J}{\sqrt{7.256 \delta}}\right) - 0.0424 = J\epsilon/2 > \epsilon/2.$$

Thus $a \in I$, hence I is nonempty. Also, I is open because (9.20) involves a strict inequality, hence is an open condition. We will show I is closed, which will imply that $I = [0, (2\pi)^2]$.

Consider what can be said about \bar{I} . Let $b = \sup I$. Lemma 9.10 tells us that if $x \in M$ satisfies $\lim_{t \rightarrow b^-} \operatorname{inrad}_t(x) \geq \delta/2$, then $\operatorname{inrad}_b(x) \geq \delta/2$ as well. A stronger form of continuity holds for $\inf I$. In other words, Lemma 9.10 and the definition of I imply

$$(9.21) \quad d_a(M_t^{\leq \delta}, M_a^{\geq \epsilon}) \geq \epsilon/2 \quad \text{for all } t \in \bar{I}.$$

Suppose, for a contradiction, that I is not closed, hence either $\sup I \notin I$ or $\inf I \notin I$. We start by handling the supremum $b = \sup I$. Suppose, in contradiction to (9.20), that there exist points

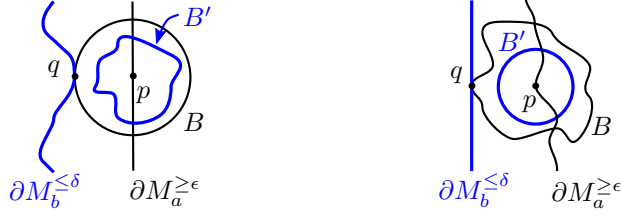


FIGURE 9.2. The proof of Theorem 9.15. The left and right panels illustrate how the region near q looks in the g_a metric and g_b metric, respectively. Black objects are in the g_a metric and blue objects are in the g_b metric.

$p \in \partial M_a^{\geq \epsilon}$ and $q \in \partial M_b^{\leq \delta}$ such that $d_a(p, q) = \epsilon/2$. Since $p \in M_a^{\geq \epsilon}$, there is an embedded ball B centered at p , of radius $\epsilon/2$ in the g_a metric, such that $q \in \partial B$. See Figure 9.2.

We will apply Theorem 8.18 to B . To check the hypotheses, note that (9.19) and $\epsilon \leq 0.3$ imply $\delta \leq 0.012$. In addition, note that

$$3.324 (7.256)^{5/2} = 471.415 \dots < 471.5,$$

hence (9.16) and (9.19) imply

$$(9.22) \quad \ell \leq \frac{(\epsilon/J)^5 \log J}{471.5 \cosh^5(J\epsilon/2 + 0.0424)} = \frac{\delta^{5/2} \log J'}{3.324} < \frac{\delta^{5/2} \log J}{3.324}.$$

where J' is ever so slightly less than J . Finally, (9.21) implies $B \subset M_t^{\geq \delta}$ for all $t \in \bar{I}$.

Thus we may apply Theorem 8.18 and get a J' -bilipschitz diffeomorphism on B . One direction of Theorem 8.18 says that distances from p to points of ∂B can only shrink by a factor of $J' < J$ as we change metrics from g_a to g_b . Thus B contains a ball B' of radius $\epsilon/(2J')$ in the g_b metric, implying that $p \in M_b^{\geq \epsilon/J}$. On the other hand, since $d_a(p, q) = \epsilon/2$, the bilipschitz upper bound of Theorem 8.3 implies

$$(9.23) \quad d_b(p, q) \leq J'\epsilon/2 < J\epsilon/2.$$

Now, Proposition 9.14 and (9.19) imply that the distance between thick and thin parts in the g_b metric satisfies

$$d_b(M_b^{\leq \delta}, M_b^{\geq \epsilon/J}) \geq \operatorname{arccosh}\left(\frac{\epsilon/J}{\sqrt{7.256\delta}}\right) - 0.0424 = J\epsilon/2.$$

But then $d_b(p, q) \geq J\epsilon/2$, which contradicts (9.23). This contradiction implies that $b = \sup I \in I$. By the same argument, $\inf I \in I$. Thus I is closed, hence (9.20) stays true for all $t \in [0, (2\pi)^2]$.

Now, we can conclude the proof of the theorem for $0 < \epsilon \leq 0.3$. For any $p \in M_a^{\geq \epsilon}$, there is an embedded ball B centered at p , of radius $\epsilon/2$ in the g_a metric. By (9.20), we have $B \subset M_t^{\geq \delta}$ for all t , hence Theorem 8.18 applies to give a J' -bilipschitz diffeomorphism on B . Thus, as in the above argument, we learn that for every t , B contains a ball B' , centered at p , of radius $\epsilon/(2J)$ in the g_t metric. Therefore, $p \in M_t^{\geq \epsilon/J}$, and (9.18) holds.

Finally, if $0.3 < \epsilon \leq \log 3$, the argument is identical apart from slightly different numbers. We define

$$\delta = \frac{(\epsilon/J)^2}{7.256 \cosh^2(J\epsilon/2 + 0.1475)} < 0.106,$$

which means that hypothesis (9.17) enables us to apply the version of Theorem 8.18 for $\delta \leq 0.106$. Then we employ a crawling argument to prove (9.20) for this value of δ , which implies (9.18). \square

9.3. Applications. Combining Theorems 9.1 and 9.15 gives several results about the behavior of Margulis numbers under filling and drilling. We begin with a lemma.

Lemma 9.24. *For $0 \leq \epsilon \leq \log 3$ and $1 \leq J \leq e^{1/5}$, consider the function*

$$g(\epsilon, J) = \frac{\epsilon^5 \log J}{496.1 J^5 \cosh^5(J\epsilon/2 + 0.1475)}$$

occurring in (9.17). The maximum value of g on this domain is $5.609\dots \times 10^{-5}$, achieved when $\epsilon = \log 3$ and $J = 1.15203\dots$. Furthermore, $g(\epsilon, J)$ is increasing ϵ on its entire domain and increasing in J when $J \in [1, 1.15]$.

We remark that $g(\epsilon, J)$ is *not* increasing in J on its entire domain; compare Figure 9.1.

Proof. To see that $g(\epsilon, J)$ is increasing in ϵ , we compute the partial derivative:

$$\frac{\partial g}{\partial \epsilon} = \frac{5\epsilon^4 \log J}{496.1 J^5 \cosh^6(J\epsilon/2 + 0.1475)} \cdot \left[\cosh\left(\frac{J\epsilon}{2} + 0.1475\right) - \frac{J\epsilon}{2} \sinh\left(\frac{J\epsilon}{2} + 0.1475\right) \right].$$

The first term in the above product is non-negative on the whole domain, and positive whenever $\epsilon > 0$ and $J > 1$. To analyze the second term, we substitute $x = J\epsilon/2$ and verify that the function $(\cosh(x + 0.1475) - x \sinh(x + 0.1475))$ is positive whenever $x \in [0, 1]$. Since $J\epsilon/2 < 1$ on the entire domain, it follows that $\partial g/\partial \epsilon \geq 0$ on the entire domain.

In a similar fashion, we compute $\partial g/\partial J$:

$$\frac{\partial g}{\partial J} = \frac{\frac{5}{2}\epsilon^5}{496.1 J^6 \cosh^6(J\epsilon/2 + 0.1475)} \cdot \left[\left(\frac{2}{5} - 2 \log J\right) \cosh\left(\frac{J\epsilon}{2} + 0.1475\right) - \epsilon J \log J \sinh\left(\frac{J\epsilon}{2} + 0.1475\right) \right]$$

The first term in the product is non-negative on the whole domain, and positive when $\epsilon > 0$. Using Sage [23], we verify that the second term is positive when $J \leq 1.15$, hence $g(\epsilon, J)$ is increasing in J on this sub-domain.

Finally, we check the assertion about the maximum value of $g(\epsilon, J)$. By monotonicity in ϵ , any maximum occurs when $\epsilon = \log 3$. We verify using Sage that $g(\log 3, J) < 5.610 \times 10^{-5}$ for every J in the domain. We also check directly that the function attains a value greater than 5.609×10^{-5} at $J = 1.15203$. See the ancillary files [23] for full details. \square

Theorem 9.25. *Fix $0 < \epsilon \leq \log 3$ and $1 < J \leq e^{1/5}$. Let N be a cusped hyperbolic 3-manifold such that ϵ is a Margulis number of N . Let \mathbf{s} be a tuple of slopes on cusps of N whose normalized length $L = L(\mathbf{s})$ satisfies*

$$\frac{2\pi}{L(\mathbf{s})^2 - 11.7} \leq \frac{\epsilon^5 \log J}{496.1 J^5 \cosh^5(J\epsilon/2 + 0.1475)} = g(\epsilon, J).$$

Then $\delta = \min\{\epsilon/J, 0.962\}$ is a Margulis number for $M = N(\mathbf{s})$.

Proof. By Lemma 9.24, $g(\epsilon, J) < 5.61 \times 10^{-5}$ for all ϵ, J . Consequently, any tuple of slopes \mathbf{s} satisfying the hypotheses of the theorem must have normalized length $L = L(\mathbf{s}) \geq 334$. By Theorem 5.17, there is a cone deformation from $M_0 = N$ to $M_{4\pi^2} = M = N(\mathbf{s})$ maintaining a tube of radius R_{\min} about the singular locus Σ , where $Z_{\min} = \tanh R_{\min} \geq 0.9998$. Consequently, Lemma 6.10 says that the length of Σ in the complete metric on M is

$$\ell = \text{len}_{4\pi^2}(\Sigma) \leq \frac{2\pi}{L^2 - 11.7} \leq g(\epsilon, J).$$

By Lemma 9.24, $g(\epsilon, J)$ is increasing in J when $J \leq 1.15$. Thus, given $\delta = \min\{\epsilon/J, 0.962\}$ as in the theorem statement, we define $J' = \epsilon/\delta = \max\{J, \epsilon/0.962\}$ and obtain

$$\ell \leq g(\epsilon, J) \leq g(\epsilon, J').$$

By Theorem 9.15, every cone-manifold M_t occurring in the deformation satisfies $M_0^{\geq \epsilon} \subset M_t^{\geq \epsilon/J'} = M_t^{\geq \delta}$. Taking complements of thick parts, and removing Σ , we obtain $(M_t^{\leq \delta} - \Sigma) \subset M_0^{\leq \epsilon}$.

We conclude the proof using Theorem 9.1. The one hypothesis of that theorem that remains to be checked is equation (9.2). The first inequality of (9.2) holds because

$$\ell \leq g(\epsilon, J') = \frac{(\epsilon/J')^5 \log J'}{496.1 \cosh^5(J'\epsilon/2 + 0.1475)} < \frac{\delta^5}{496.1} \ll 0.261\delta.$$

For the second inequality of (9.2), we only need to consider $\delta \in [\delta_{\text{cut}}, 0.962]$, where δ_{cut} is as in the proof of Lemma 6.16; compare Figure 6.1. By Lemma 4.22 and Remark 4.23, the function $\text{haze}(\frac{\delta+0.1604}{1.1227})$ is decreasing in this range. Thus

$$\ell \leq g(\epsilon, J') < 5.61 \times 10^{-5} < 1.44 \times 10^{-4} < \frac{1}{2\pi} \text{haze} \left(\frac{0.962 + 0.1604}{1.1227} \right) \leq \frac{1}{2\pi} \text{haze} \left(\frac{\delta + 0.1604}{1.1227} \right),$$

hence (9.2) holds for every pair (ϵ, J) . Thus we may use Theorem 9.1 to conclude that δ is a Margulis number for every M_t , and in particular for the non-singular metric on M . \square

Theorem 9.25 is useful in a situation where we have information about $N = M - \Sigma$ and its (optimal) Margulis number. However, Theorems 9.1 and 9.15 can also be used in a situation where we have information about M and its short geodesics.

Theorem 9.26. *Let M be a (non-singular) finite-volume hyperbolic 3-manifold with $k = 0, 1, \text{ or } 2$ cusps. Suppose the $(3 - k)$ shortest geodesics in M have total length at most 5.56×10^{-5} . Let Σ denote the union of these geodesics. Then the geodesics are disjointly embedded, there exists a cone-deformation M_t interpolating between the complete structure on $M - \Sigma$ and the complete structure on M , and for all t , the optimal Margulis number for M_t is greater than 0.9536.*

Proof. If M contains $(3 - k)$ closed geodesics of total length at most 5.56×10^{-5} , then by Meyerhoff's theorem [44], those geodesics are disjointly embedded. By Theorem 5.1, there is a cone-deformation M_t interpolating between the complete structure on $M - \Sigma$ and the complete structure on M . Observe that $M_0 = M - \Sigma$ has three cusps. Thus $b_1(M_0) \geq 3$, hence Theorem 1.5.(3) says that $\epsilon = \log 3$ is a Margulis number for M_0 . Setting $J = 1.152$ gives

$$\ell \leq 5.56 \times 10^{-5} < \frac{\epsilon^5 \log J}{496.1 J^5 \cosh^5(J\epsilon/2 + 0.1475)}.$$

(As in Lemma 9.24, the value $J = 1.152$ was chosen because it very nearly places the mildest possible hypotheses on ℓ .) Now, by Theorem 9.15, we have $M_t^{\leq \epsilon/J} \subset M_0^{\leq \epsilon}$ for every t . Since ℓ is small enough to satisfy equation (9.2) for $\delta = \epsilon/J$, Theorem 9.1 implies that $\epsilon/J > 0.9536$ is a Margulis number for every M_t . \square

Theorem 9.27. *Let M be a finite-volume hyperbolic 3-manifold. Let $\ell = \text{sys}(M)$ denote the length of a shortest geodesic $\Sigma \subset M$, and assume $\ell \leq 0.0996$. Then there exists a cone-deformation M_t interpolating between the complete structure on $M_0 = M - \Sigma$ and $M = M_{4\pi^2}$. Furthermore, the following hold for every M_t .*

- (1) *If $\ell \leq 2.93 \times 10^{-7}$, then for any $t \in [0, 4\pi^2]$, the optimal Margulis number for M_t is greater than 0.2408.*
- (2) *If $\ell \leq 2.73 \times 10^{-8}$, then for any $t \in [0, 4\pi^2]$, the optimal Margulis number for M_t is greater than 0.29.*

Proof. Since $\ell \leq 0.0996$, Theorem 5.1 implies the cone-deformation M_t exists.

For (1), assume $\ell \leq 2.93 \times 10^{-7}$. By Theorem 1.5.(4), $\epsilon = 0.292$ is a Margulis number for M_0 . Now, set $J = 1.2124$. Plugging in these values of ϵ and J yields

$$(9.28) \quad \ell \leq 2.93 \times 10^{-7} < \frac{\epsilon^5 \log J}{471.5 J^5 \cosh^5(J\epsilon/2 + 0.0424)}.$$

(As above, the value $J = 1.2124 < e^{1/5}$ is chosen because it very nearly maximizes the function in (9.28), placing the mildest possible hypotheses on ℓ . See Figure 9.1.) Now, by Theorem 9.15, we have

$M_t^{\leq \epsilon/J} \subset M_0^{< \epsilon}$ for every t . Since ℓ is small enough to satisfy equation (9.2) for $\delta = \epsilon/J$, Theorem 9.1 implies $\epsilon/J > 0.2408$ is a Margulis number for every M_t .

Item (2) is obtained by an identical argument. Suppose that $\ell \leq 2.73 \times 10^{-8}$, and set $\epsilon = 0.292$ and $J = 1.00689 < 0.292/0.29$. By Theorem 9.15, we have $M_t^{\leq \epsilon/J} \subset M_0^{< \epsilon}$ for every t . Thus, by Theorem 9.1, we have that $\epsilon/J > 0.29$ is a Margulis number for every M_t in this case. \square

The above results imply the following.

Theorem 9.29. *Let M be a non-singular hyperbolic 3-manifold.*

- (1) *If $\mu(M) \leq 0.2408$, then M is closed and $\text{vol}(M) \leq 36.12$. Furthermore, $\text{sys}(M) \geq 2.93 \times 10^{-7}$.*
- (2) *If $\mu(M) \leq 0.29$, then M is closed and $\text{vol}(M) \leq 52.78$. Furthermore, $\text{sys}(M) \geq 2.73 \times 10^{-8}$.*
- (3) *If $\mu(M) \leq 0.9536$, then M has finite volume and $k \in \{0, 1, 2\}$ cusps. The $(3 - k)$ shortest geodesics in M have total length at least 5.56×10^{-5} .*

Proof. We begin by proving (1). Let M be a hyperbolic 3-manifold with $\mu(M) \leq 0.2408$. By Theorem 1.5.(4), M must be closed. By a theorem of Shalen [57, Theorem 7.1], we have $\text{vol}(M) \leq 36.12$. Let Σ be the shortest closed geodesic in M . Then Theorem 9.27.(1) implies $\ell = \text{len}(\Sigma) \geq 2.93 \times 10^{-7}$.

Turning to (2), let M be a hyperbolic 3-manifold with $\mu(M) \leq 0.29$. Then again, a theorem of Shalen [57, Theorem 7.1] implies that $\text{vol}(M) \leq 52.78$, and Theorem 9.27.(2) implies $\text{sys}(M) \geq 2.73 \times 10^{-8}$.

To check (3), suppose that $\mu(M) \leq 0.9536$. Then, by Theorem 1.5.(3), we know $\text{vol}(M) < \infty$. Since a k -cusped manifold has $b_1(M) \geq k$, the same theorem implies that M has $0 \leq k \leq 2$ cusps. Then Theorem 9.26 implies that the $(3 - k)$ shortest geodesics in M have total length at least 5.56×10^{-5} . \square

As a final application of the results of this section, we have a version of the bilipschitz theorem Theorem 8.3 whose hypotheses are only on a non-singular manifold M , rather than the a cone-manifolds M_t occurring in the middle of the deformation.

Theorem 9.30. *Fix $0 < \epsilon \leq \log 3$. Let M be a finite-volume hyperbolic 3-manifold and Σ a geodesic link in M . Let $N = M - \Sigma$. Suppose that one of the following hypotheses holds:*

- (1) *In the complete structure on M , the total length of Σ satisfies*

$$(9.31) \quad \ell \leq \frac{\epsilon^5}{6771 \cosh^5(0.6\epsilon + 0.1475)}.$$

- (2) *In the complete structure on $N = M - \Sigma$, the total length of the meridians of Σ satisfies*

$$(9.32) \quad L^2 \geq \frac{2\pi \cdot 6771 \cosh^5(0.6\epsilon + 0.1475)}{\epsilon^5} + 11.7.$$

Then there is a cone-deformation M_t connecting the complete hyperbolic metric g_0 on N to the complete hyperbolic metric $g_{4\pi^2}$ on N . Furthermore, the cone deformation gives a natural identity map $\text{id}: (M - \Sigma, g_0) \rightarrow (M - \Sigma, g_{4\pi^2})$, such that id and id^{-1} restrict to

$$\text{id}|_{N^{\geq \epsilon}}: N^{\geq \epsilon} \hookrightarrow M^{\geq \epsilon/1.2}, \quad \text{id}^{-1}|_{M^{\geq \epsilon}}: M^{\geq \epsilon} \hookrightarrow N^{\geq \epsilon/1.2},$$

which are J -bilipschitz inclusions for

$$J = \exp\left(\frac{11.35 \ell}{\epsilon^{5/2}}\right) \quad \text{and} \quad \ell \leq \frac{2\pi}{L^2 - 11.7}.$$

Furthermore, for any $x \in M^{\geq \epsilon} \cup N^{\geq \epsilon}$, we have $\frac{1}{1.2} \text{inrad}_0(x) \leq \text{inrad}_{4\pi^2}(x) \leq 1.2 \text{inrad}_0(x)$.

We remark that the strong hypotheses on ℓ or L are driven by Theorem 9.15. Under these strong hypotheses, we do get very tight control on the bilipschitz constant: for every $\epsilon \leq \log 3$, the theorem gives a value $J \in (1, 1.0005)$.

Proof of Theorem 9.30. First, we check that hypothesis (2) implies hypothesis (1). By Lemma 9.24 (substituting the value $J_0 = 1.2$), the right-hand side of (9.31) is increasing in ϵ , hence the right-hand side of (9.32) is decreasing in ϵ . Thus the loosest possible upper bound on L^2 occurs when $\epsilon = \log 3$, and implies $L^2 \geq 116, 321$. As in the proof of Theorem 9.25, we can now conclude using Lemma 6.10 that

$$\ell \leq \frac{2\pi}{L^2 - 11.7},$$

hence the hypothesis on L implies the one on ℓ , as claimed. By Theorem 5.14 and Lemma 6.10, the estimate $\ell \leq \frac{2\pi}{L^2 - 11.7}$ also holds under hypothesis (1).

Now, set $J_0 = 1.2$. Then our hypotheses imply

$$\ell \leq \frac{\epsilon^5 \log J_0}{496.1 J_0^5 \cosh^5(J_0 \epsilon / 2 + 0.1475)}.$$

Hence Theorem 9.15 applies. By Theorem 9.15, we have

$$M^{\geq \epsilon} \subset M_t^{\geq \epsilon/1.2}, \quad N^{\geq \epsilon} \subset M_t^{\geq \epsilon/1.2} \quad \text{for all } t.$$

The last conclusion of Theorem 9.15 also implies that for any $a, b \in [0, (2\pi)^2]$, a point $x \in M_a^{\geq \epsilon}$ satisfies $\frac{1}{1.2} \text{inrad}_a(x) \leq \text{inrad}_b(x) \leq 1.2 \text{inrad}_a(x)$. In particular, this holds when $\{a, b\} = \{0, (2\pi)^2\}$.

To complete the proof, we set $W = N^{\geq \epsilon}$ and apply Theorem 8.3 with $\delta = \epsilon/1.2$. By Theorem 8.3, the cone-deformation provides a natural J -bilipschitz map $id: (W, g_0) \rightarrow (W, g_{4\pi^2})$, as desired. Applying Theorem 8.3 to $W = M^{\geq \epsilon}$ gives the reverse J -bilipschitz inclusion id^{-1} . \square

Corollary 9.33 (Theorem 1.2). *Fix any $0 < \epsilon \leq \log 3$ and any $J > 1$. Let M be a finite-volume hyperbolic 3-manifold and Σ a geodesic link in M whose total length ℓ satisfies*

$$\ell \leq \min \left\{ \frac{\epsilon^5}{6771 \cosh^5(0.6\epsilon + 0.1475)}, \frac{\epsilon^{5/2} \log(J)}{11.35} \right\}.$$

Then, setting $N = M - \Sigma$, there are natural J -bilipschitz inclusions

$$\varphi: M^{\geq \epsilon} \hookrightarrow N^{\geq \epsilon/1.2}, \quad \psi: N^{\geq \epsilon} \hookrightarrow M^{\geq \epsilon/1.2},$$

which are equivariant with respect to the symmetry group of the pair (M, Σ) .

Proof. The J -bilipschitz inclusions φ and ψ are restrictions of the natural identity maps id and id^{-1} from Theorem 9.30. Because id is defined by a canonical harmonic form ω , in Remark 5.18, it is equivariant with respect to the symmetry group of (M, Σ) . \square

Corollary 9.34. *Fix any $0 < \epsilon \leq \log 3$ and any $J > 1$. Let M be a 3-manifold with empty or toroidal boundary, and Σ a link in M . Suppose that $N = M - \Sigma$ admits a complete, finite volume hyperbolic metric where the total normalized length of the meridians of Σ satisfies*

$$L^2 \geq \max \left\{ \frac{2\pi \cdot 6771 \cosh^5(0.6\epsilon + 0.1475)}{\epsilon^5} + 11.7, \frac{2\pi \cdot 11.35}{\epsilon^{5/2} \log(J)} + 11.7 \right\}.$$

Then M admits a complete hyperbolic metric in which Σ is isotopic to a union of geodesics. Furthermore, there are natural J -bilipschitz inclusions

$$\varphi: M^{\geq \epsilon} \hookrightarrow N^{\geq \epsilon/1.2}, \quad \psi: N^{\geq \epsilon} \hookrightarrow M^{\geq \epsilon/1.2},$$

which are equivariant with respect to the symmetry group of the pair (M, Σ) .

Proof. By Theorem 5.17, M is hyperbolic and Σ is a union of geodesics. Now, the J -bilipschitz inclusion φ is a restriction of the natural identity map $id: (M - \Sigma, g_0) \rightarrow (M - \Sigma, g_{4\pi^2})$ from Theorem 9.30, while ψ is a restriction of id^{-1} . By Remark 5.18, the identity map id is equivariant with respect to the symmetry group of (M, Σ) , hence so are φ and ψ . \square

APPENDIX A. HYPERBOLIC TRIGONOMETRY

This appendix records several elementary facts that are used throughout the paper.

Lemma A.1. *Let $z = \tanh r$ and $x = e^r$. Then*

$$e^r = \sqrt{\frac{1+z}{1-z}}, \quad \sinh r = \frac{xz}{1+z} = \frac{z}{\sqrt{1-z^2}}, \quad \cosh r = \frac{x}{1+z} = \frac{1}{\sqrt{1-z^2}}.$$

Proof. We may solve the (quadratic) equation

$$z = \frac{x - x^{-1}}{x + x^{-1}} \quad \text{to find} \quad x = \sqrt{\frac{1+z}{1-z}}.$$

Now, substituting the formula for x into

$$\sinh r = x \cdot \frac{1 - x^{-2}}{2}, \quad \cosh r = x \cdot \frac{1 + x^{-2}}{2}$$

gives the remaining identities. □

Lemma A.2. *Let $0 < r < s$. Then*

$$\frac{\cosh s}{\cosh r} < e^{s-r} < \frac{\sinh s}{\sinh r}.$$

Proof. Let $h = s - r$. Then

$$\begin{aligned} \cosh(s) &= \cosh(r + h) \\ &= \cosh r \cosh h + \sinh r \sinh h \\ &< \cosh r \cosh h + \cosh r \sinh h \\ &= \cosh r \cdot e^h, \end{aligned}$$

proving the first inequality. The second inequality is proved similarly. □

Lemma A.3. *Suppose that $0 < s \leq s_{\max}$ and $\tanh s_{\max} \leq z_{\min} \leq \tanh r$. Then*

$$\sinh(r - s) \geq \sinh r \cdot f(s_{\max}, z_{\min}) \geq e^r \frac{z_{\min}}{1 + z_{\min}} \cdot f(s_{\max}, z_{\min}),$$

where

$$f(s, z) = \cosh s - z^{-1} \sinh s.$$

Proof. We set $z = \tanh r$ and compute:

$$\begin{aligned} \sinh(r - s) &= \sinh r \cosh s - \cosh r \sinh s \\ &= \sinh r \cosh s - z^{-1} \sinh r \sinh s \\ &= \sinh r \cdot f(s, z). \end{aligned}$$

Since $s > 0$ and $z = \tanh r \in (0, 1)$, it follows that

$$\frac{\partial f}{\partial z} > 0 \quad \text{and} \quad \frac{\partial f}{\partial s} < 0.$$

Therefore,

$$f(s, z) \geq f(s_{\max}, z_{\min}),$$

proving the first inequality of the lemma. For the second inequality, note that the hypothesis $\tanh s_{\max} \leq z_{\min}$ implies $f(s_{\max}, z_{\min}) \geq 0$. Now, we obtain

$$\sinh r \cdot f(s_{\max}, z_{\min}) = e^r \frac{z}{1+z} \cdot f(s_{\max}, z_{\min}) \geq e^r \frac{z_{\min}}{1+z_{\min}} \cdot f(s_{\max}, z_{\min}),$$

where the equality is Lemma A.1 and the inequality is the monotonicity of $\frac{z}{1+z}$. □

REFERENCES

1. Colin C. Adams, *Waist size for cusps in hyperbolic 3-manifolds*, *Topology* **41** (2002), no. 2, 257–270. [24]
2. Ian Agol, *Bounds on exceptional Dehn filling*, *Geom. Topol.* **4** (2000), 431–449 (electronic). [2, 3, 9]
3. ———, *Volume change under drilling*, *Geom. Topol.* **6** (2002), 905–916. [12, 28]
4. ———, *Tameness of hyperbolic 3-manifolds*, arXiv:math/0405568, 2004. [7]
5. Mark D. Baker and Daryl Cooper, *A combination theorem for convex hyperbolic manifolds, with applications to surfaces in 3-manifolds*, *J. Topol.* **1** (2008), no. 3, 603–642. [15]
6. Steven A. Bleiler, Craig D. Hodgson, and Jeffrey R. Weeks, *Cosmetic surgery on knots*, Proceedings of the Kirbyfest (Berkeley, CA, 1998), *Geom. Topol. Monogr.*, vol. 2, *Geom. Topol. Publ.*, Coventry, 1999, pp. 23–34. [8, 50]
7. Jeffrey Boland, Chris Connell, and Juan Souto, *Volume rigidity for finite volume manifolds*, *Amer. J. Math.* **127** (2005), no. 3, 535–550. [28]
8. Károly Böröczky, *Packing of spheres in spaces of constant curvature*, *Acta Math. Acad. Sci. Hungar.* **32** (1978), no. 3-4, 243–261. [21]
9. Steven Boyer and Daniel Lines, *Surgery formulae for Casson’s invariant and extensions to homology lens spaces*, *J. Reine Angew. Math.* **405** (1990), 181–220. [10]
10. Martin R. Bridson and André Haefliger, *Metric spaces of non-positive curvature*, *Grundlehren der Mathematischen Wissenschaften [Fundamental Principles of Mathematical Sciences]*, vol. 319, Springer-Verlag, Berlin, 1999. [12]
11. Jeffrey F. Brock and Kenneth W. Bromberg, *On the density of geometrically finite Kleinian groups*, *Acta Math.* **192** (2004), no. 1, 33–93. [2, 3, 4, 14, 53, 63]
12. ———, *Inflexibility, Weil-Peterson distance, and volumes of fibered 3-manifolds*, *Math. Res. Lett.* **23** (2016), no. 3, 649–674. [2]
13. Jeffrey F. Brock, Richard D. Canary, and Yair N. Minsky, *The classification of Kleinian surface groups, II: The Ending Lamination Conjecture*, 2004. [14]
14. Kenneth W. Bromberg, *Hyperbolic cone-manifolds, short geodesics, and Schwarzian derivatives*, *J. Amer. Math. Soc.* **17** (2004), no. 4, 783–826. [2, 3, 5, 25, 41, 42, 54]
15. ———, *Projective structures with degenerate holonomy and the Bers density conjecture*, *Ann. of Math. (2)* **166** (2007), no. 1, 77–93. [2, 4]
16. ———, *The space of Kleinian punctured torus groups is not locally connected*, *Duke Math. J.* **156** (2011), no. 3, 387–427. [4]
17. Danny Calegari and David Gabai, *Shrinkwrapping and the taming of hyperbolic 3-manifolds*, *J. Amer. Math. Soc.* **19** (2006), no. 2, 385–446. [7]
18. Daryl Cooper, David Futer, and Jessica S Purcell, *Dehn filling and the geometry of unknotting tunnels*, *Geom. Topol.* **17** (2013), no. 3, 1815–1876. [4, 17]
19. Marc Culler and Peter B. Shalen, *Paradoxical decompositions, 2-generator Kleinian groups, and volumes of hyperbolic 3-manifolds*, *J. Amer. Math. Soc.* **5** (1992), no. 2, 231–288. [7]
20. ———, *Margulis numbers for Haken manifolds*, *Israel J. Math.* **190** (2012), 445–475. [7]
21. Renaud Detcherry, *A quantum obstruction to purely cosmetic surgeries*, arXiv:2102.11323, 2021. [10, 11]
22. David Futer, Efstratia Kalfagianni, and Jessica S. Purcell, *Dehn filling, volume, and the Jones polynomial*, *J. Differential Geom.* **78** (2008), no. 3, 429–464. [2, 11]
23. David Futer, Jessica S. Purcell, and Saul Schleimer, *Ancillary files stored with the arXiv version of this paper*, <http://arxiv.org/src/1907.13502/anc>. [23, 29, 45, 49, 52, 54, 66]
24. ———, *Excluding cosmetic surgeries using hyperbolic geometry*, In preparation. [9, 10, 11]
25. ———, *Effective distance between nested Margulis tubes*, *Trans. Amer. Math. Soc.* **372** (2019), no. 6, 4211–4237. [7, 11, 14, 15, 16, 17]
26. ———, *Effective drilling and filling of tame hyperbolic 3-manifolds*, *Comment. Math. Helv.* (to appear), arXiv:2104.09983. [4, 5]
27. David Gabai, *On the geometric and topological rigidity of hyperbolic 3-manifolds*, *J. Amer. Math. Soc.* **10** (1997), no. 1, 37–74. [50]
28. David Gabai, G. Robert Meyerhoff, and Nathaniel Thurston, *Homotopy hyperbolic 3-manifolds are hyperbolic*, *Ann. of Math. (2)* **157** (2003), no. 2, 335–431. [29, 50]
29. Cameron McA. Gordon, *Dehn surgery on knots*, Proceedings of the International Congress of Mathematicians, Vol. I, II (Kyoto, 1990), *Math. Soc. Japan, Tokyo*, 1991, pp. 631–642. [8]
30. Jonathan Hanselman, *Heegaard Floer homology and cosmetic surgery in S^3* , *J. Eur. Math. Soc. (JEMS)* (2022), DOI 10.4171/JEMS/1218, arXiv:1906.06773. [10, 11]
31. Craig D. Hodgson and Steven P. Kerckhoff, *Rigidity of hyperbolic cone-manifolds and hyperbolic Dehn surgery*, *J. Differential Geom.* **48** (1998), no. 1, 1–59. [3, 25, 26, 30, 31]
32. ———, *Harmonic deformations of hyperbolic 3-manifolds*, Kleinian groups and hyperbolic 3-manifolds (Warwick, 2001), *London Math. Soc. Lecture Note Ser.*, vol. 299, Cambridge Univ. Press, Cambridge, 2003, pp. 41–73. [53]
33. ———, *Universal bounds for hyperbolic Dehn surgery*, *Ann. of Math. (2)* **162** (2005), no. 1, 367–421. [2, 3, 5, 6, 11, 17, 18, 19, 20, 21, 22, 25, 26, 28, 30, 31, 43]

34. ———, *The shape of hyperbolic Dehn surgery space*, *Geom. Topol.* **12** (2008), no. 2, 1033–1090. [2, 3, 5, 6, 11, 20, 21, 25, 26, 27, 30, 31, 32, 33]
35. Jim Hoste, Morwen Thistlethwaite, and Jeff Weeks, *The first 1,701,936 knots*, *Math. Intelligencer* **20** (1998), no. 4, 33–48. [9]
36. Kazuhiro Ichihara and In Dae Jong, *Cosmetic banding on knots and links*, *Osaka J. Math.* **55** (2018), no. 4, 731–745, With an appendix by Hidetoshi Masai. [8, 9]
37. Kazuhiro Ichihara and Zhongtao Wu, *A note on Jones polynomial and cosmetic surgery*, *Comm. Anal. Geom.* **27** (2019), no. 5, 1087–1104. [10]
38. BoGwang Jeon, *The Zilber–Pink conjecture and the generalized cosmetic surgery conjecture*, arXiv:1801.07819, 2018. [9]
39. Robion Kirby, *Problems in low-dimensional topology*, <https://math.berkeley.edu/~kirby/problems.ps.gz>, 1995. [9]
40. Tsuyoshi Kobayashi and Yo'av Rieck, *A linear bound on the tetrahedral number of manifolds of bounded volume (after Jørgensen and Thurston)*, *Topology and geometry in dimension three*, *Contemp. Math.*, vol. 560, Amer. Math. Soc., Providence, RI, 2011, pp. 27–42. [8]
41. Marc Lackenby, *Word hyperbolic Dehn surgery*, *Invent. Math.* **140** (2000), no. 2, 243–282. [2, 3]
42. W. B. Raymond Lickorish, *A representation of orientable combinatorial 3-manifolds*, *Ann. of Math. (2)* **76** (1962), 531–540. [2]
43. Aaron D. Magid, *Deformation spaces of Kleinian surface groups are not locally connected*, *Geom. Top.* **16** (2012), 1247–1320. [2, 4, 6, 34]
44. Robert Meyerhoff, *A lower bound for the volume of hyperbolic 3-manifolds*, *Canad. J. Math.* **39** (1987), no. 5, 1038–1056. [7, 24, 29, 49, 67]
45. Yair N. Minsky, *The classification of punctured-torus groups*, *Ann. of Math. (2)* **149** (1999), no. 2, 559–626. [14, 42]
46. ———, *The classification of Kleinian surface groups, I: Models and bounds*, *Ann. of Math. (2)* **171** (2010), 1–107. [14]
47. Hossein Namazi and Juan Souto, *Non-realizability and ending laminations: proof of the density conjecture*, *Acta Math.* **209** (2012), no. 2, 323–395. [4, 7, 14]
48. Walter D. Neumann and Don Zagier, *Volumes of hyperbolic three-manifolds*, *Topology* **24** (1985), no. 3, 307–332. [6, 34]
49. Yi Ni and Zhongtao Wu, *Cosmetic surgeries on knots in S^3* , *J. Reine Angew. Math.* **706** (2015), 1–17. [8, 9]
50. Ken'ichi Ohshika, *Kleinian groups which are limits of geometrically finite groups*, *Mem. Amer. Math. Soc.* **177** (2005), no. 834, xii+116. [7]
51. ———, *Realising end invariants by limits of minimally parabolic, geometrically finite groups*, *Geom. Topol.* **15** (2011), no. 2, 827–890. [4]
52. Jessica S. Purcell, *Volumes of highly twisted knots and links*, *Algebr. Geom. Topol.* **7** (2007), 93–108. [3]
53. ———, *Cusp shapes under cone deformation*, *J. Differential Geom.* **80** (2008), no. 3, 453–500. [3]
54. Jessica S. Purcell and Juan Souto, *Geometric limits of knot complements*, *J. Topol.* **3** (2010), no. 4, 759–785. [4]
55. John G. Ratcliffe, *Foundations of hyperbolic manifolds*, *Graduate Texts in Mathematics*, vol. 149, Springer-Verlag, New York, 1994. [54]
56. Peter B. Shalen, *A generic Margulis number for hyperbolic 3-manifolds*, *Topology and geometry in dimension three*, *Contemp. Math.*, vol. 560, Amer. Math. Soc., Providence, RI, 2011, pp. 103–109. [7]
57. ———, *Small optimal Margulis numbers force upper volume bounds*, *Trans. Amer. Math. Soc.* **365** (2013), no. 2, 973–999. [7, 68]
58. Teruhiko Soma, *Existence of ruled wrappings in hyperbolic 3-manifolds*, *Geom. Topol.* **10** (2006), 1173–1184. [12]
59. William P. Thurston, *The geometry and topology of three-manifolds*, Princeton Univ. Math. Dept. Notes, 1980, <http://www.msri.org/gt3m/>. [2, 3, 10]
60. Andrew H. Wallace, *Modifications and cobounding manifolds*, *Canad. J. Math.* **12** (1960), 503–528. [2]

DEPARTMENT OF MATHEMATICS, TEMPLE UNIVERSITY, PHILADELPHIA, PA 19122, USA
Email address: dfuter@temple.edu

SCHOOL OF MATHEMATICS, MONASH UNIVERSITY, VIC 3800, AUSTRALIA
Email address: jessica.purcell@monash.edu

DEPARTMENT OF MATHEMATICS, UNIVERSITY OF WARWICK, COVENTRY CV4 7AL, UK
Email address: s.schleimer@warwick.ac.uk