

Particle Swarm Optimisation for Evolving Deep Neural Networks for Image Classification by Evolving and Stacking Transferable Blocks

Bin Wang, Bing Xue and Mengjie Zhang

School of Engineering and Computer Science

Victoria University of Wellington, PO Box 600, Wellington 6140, NEW ZEALAND

Emails: {bin.wang, bing.xue, mengjie.zhang}@ecs.vuw.ac.nz

Abstract—Deep Convolutional Neural Networks (CNNs) have been widely used in image classification tasks, but the process of designing CNN architectures is very complex, so Neural Architecture Search (NAS), automatically searching for optimal CNN architectures, has attracted more and more research interests. However, the computational cost of NAS is often too high to be applied to real-life applications. In this paper, an efficient particle swarm optimisation method named EPSOCNN is proposed to evolve CNN architectures inspired by the idea of transfer learning. EPSOCNN successfully reduces the computation cost by minimising the search space to a single block and utilising a small subset of the training set to evaluate CNNs during the evolutionary process. Meanwhile, EPSOCNN also keeps very competitive classification accuracy by stacking the evolved block multiple times to fit the whole training dataset. The proposed EPSOCNN algorithm is evaluated on CIFAR-10 dataset and compared with 13 peer competitors including deep CNNs crafted by hand, learned by reinforcement learning methods and evolved by evolutionary computation approaches. It shows very promising results with regard to the classification accuracy, the number of parameters and the computational cost. Besides, the evolved transferable block from CIFAR-10 is transferred and evaluated on two other datasets — CIFAR-100 and SVHN. It shows promising results on both of the datasets, which demonstrate the transferability of the evolved block. All of the experiments have been performed multiple times and Student’s t-test is used to compare the proposed method with peer competitors from the statistical point of view.

Index Terms—convolutional neural network, evolutionary computation, evolving deep neural networks, neural architecture search

I. INTRODUCTION

Convolutional Neural Networks (CNNs) have demonstrated the dominance in image classification tasks by continuously increasing the state-of-the-art classification accuracy on various benchmark datasets, from AlexNet [1], VGGNet [2] to very deep CNNs such as ResNet [3] and DenseNet [4]. However, the complex process of designing the above CNN architectures is time-consuming and error-prone, which also requires speciality and expertise in both CNN architectures and the dataset.

As a result, automatically designing CNN architectures has naturally drawn the research interest. Both reinforcement learning (RL) methods, e.g. [5] and [6], and evolutionary computation (EC) approaches, such as [7], [8], [9], and [10], have been used to automatically design CNN architectures

in recent years. Although automatically designed CNN architectures have achieved promising results compared to hand-crafted CNNs, it is hard to balance the trade-off between efficiency and effectiveness of automatically designing CNN architectures. For example, [9] worked efficiently by compromising the effectiveness; while [5] and [6] set the state-of-the-art classification accuracy with intimidating computational cost of 22,400 GPU-days for [5] and 2,000 GPU-days for [6]. In this paper, an efficient PSO method will be proposed to evolve CNN architectures without compromising the classification accuracy.

Goals: The overall goal of this paper is to propose an efficient EC-based method to speed up the evolutionary process of automatically designing CNN architectures for image classification without compromising the classification accuracy. The proposed method will be evaluated on the CIFAR-10 dataset and compared with the state-of-the-art methods consisting of hand-crafted CNNs, CNNs found by RL methods, and CNNs obtained by other EC approaches. In addition, the evolved block will be transferred and evaluated on two other datasets — CIFAR-100 and the Street View House Numbers (SVHN) dataset. The goal will be achieved through the following effort and contributions:

- Firstly, the search space is minimised by integrating the existing expertise of hand-crafted CNNs. As the search space of CNNs without any constraints can be infinite, it is not possible to explore the search space both effectively and efficiently. However, by introducing the expertise of hand-crafted CNN architectures, the search space can be considerably reduced. In the proposed method, DenseNet [4] is used as the prior expertise to minimise the search space by encoding only the hyper-parameters of one dense block, where the details can be found in Section III-B. The same methodology can be applied to any of the state-of-the-art CNN architectures such as ResNet [3].
- Secondly, a transferable block is learnt from a small subset of the training dataset. This is inspired by the idea of transfer learning, which is to learn a model on a smaller dataset and transfer the learned model on a larger dataset. In order to mitigate the bias introduced by only using a small subset, Adam optimisation [11] is used to train the

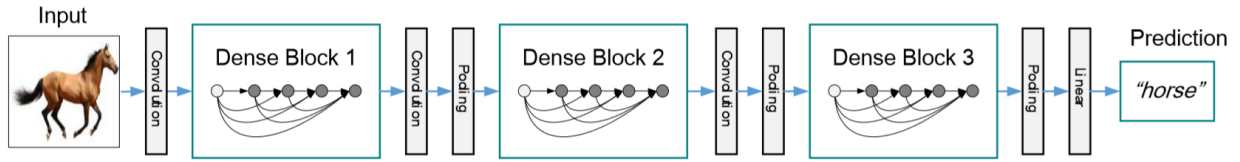


Fig. 1: DenseNet architecture (Image taken from [4])

CNNs instead of SGD optimisation [12]. The reasons will be discussed in Section III-C.

- Thirdly, an automatic and progressive process of stacking the learned block is proposed to increase the capacity of the final neural network. As the small subset of the dataset may only require a CNN with much less capacity to achieve the best classification accuracy, in order not to compromise the classification accuracy on the whole dataset, the proposed method stacks the learned block multiple times to obtain a CNN with more capacity, which will be depicted in Section III-E.
- Lastly, the transferable block learned from one dataset is transferred to two other datasets, which demonstrates the transferability of the learned block. The transferable blocks evolved only once from one dataset will be stacked according to the stacking mentioned in the third effort to form a neural network that can achieve a promising performance without any further NAS process on two other datasets.

II. BACKGROUND

A. DenseNet

A DenseNet [4] is composed of several dense blocks illustrated in Fig. 1. A 1×1 convolutional layer followed by a 2×2 average pooling layer is added to connect dense blocks. The hyper-parameters of dense blocks are dependent on specific image classification tasks, which are the number of layers in the dense block and the *growth rate* of the dense block. The *growth rate* is the number of output feature maps for each convolutional layer in the dense block. The output x_l is calculated according to Formula (1), where $[x_0, x_1, \dots, x_{l-1}]$ refers to the concatenation of the feature maps obtained from layer 0, 1, ..., $l-1$, and H_l represents a composite function of three consecutive operations, which are batch normalization (BN) [13], a rectified linear unit (ReLU) [14] and 3×3 convolution (Conv).

$$x_l = H_l([x_0, x_1, \dots, x_{l-1}]) \quad (1)$$

B. Particle Swarm Optimisation

Particle Swarm Optimization (PSO) [15] is a population-based EC algorithm, which can be used for solving optimization problems lacking of domain knowledge. The population is constituted of a number of particles. Each of them represents a candidate. It searches for the best solution by updating velocity and particle vector according to Equations (2) and (3), respectively, where v_{id} represents the velocity of the

particle i in the d th dimension, x_{id} represents the position of particle i in the d th dimension, P_{id} and P_{gd} are the local best and the global best in the d th dimension, r_1, r_2 are random numbers between 0 and 1, w, c_1 and c_2 are inertia weight and acceleration coefficients for exploitation and acceleration coefficient for exploration, respectively. Since the encoded vector in the proposed method is fixed-length and consists of decimal values, and PSO is effective to search for the optimal solution in a fixed-length search space of decimal values, the proposed method will use PSO as the search algorithm.

$$v_{id}(t+1) = w*v_{id}(t) + c_1*r_1*(P_{id} - x_{id}(t)) + c_2*r_2*(P_{gd} - x_{id}(t)) \quad (2)$$

$$x_{id}(t+1) = x_{id}(t) + v_{id}(t+1) \quad (3)$$

C. Related Work

One of the research works of employing EC to evolve CNNs is GeNet [9]. GeNet proposed an encoding strategy of using a fixed-length binary string to represent CNN architectures, with which the standard Genetic Algorithm can be easily applied. It can be noticed that GeNet only consumes 20 GPU-days to evolve CNN architectures, but it has compromised the classification accuracy, which we believe may be because of not reaching the global optima or some good local optima near the global optima due to the huge search space.

Another successful EC method is AmoebaNet [16], which performs EC search in the same search space as that of NAS [5]. It set up the state-of-the-art classification accuracy on several image classification tasks, which was the first time for utilising an EC method to produce the state-of-the-art image classifier; however, the computational cost has gone much higher than that of GeNet, which rose significantly to 3,150 GPU-days approximately.

In summary, it can be seen that it is hard to balance the trade-off between efficiency and effectiveness of automatically designing CNN architectures as GeNet worked efficiently by compromising the effectiveness and AmoebaNet set the state-of-the-art classification accuracy with very high computational cost. In this paper, an efficient PSO method will be proposed to evolve CNN architectures without compromising the classification accuracy.

III. THE PROPOSED METHOD

The proposed method will achieve the goal of efficiently evolving deep CNNs without compromising the classification accuracy through the following aspects. Firstly, the encoding

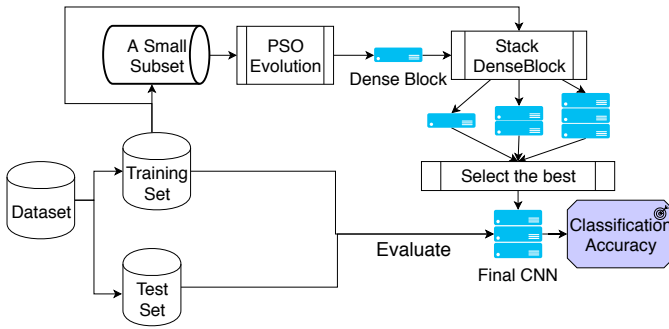


Fig. 2: The overall framework of the proposed method

strategy will minimise the search space by leveraging the expertise of the state-of-the-art CNN architecture. Secondly, a transferable block will be learned from a small subset of training dataset instead of the whole training dataset, which will considerably reduce the time consumed by fitness evaluation. Thirdly, the evolved block will be stacked multiple times to improve the classification accuracy. In the end, the transferable block learned from the CIFAR-10 dataset will be transferred to the CIFAR-100 and SVHN datasets.

A. Overall Framework

The overall framework of the proposed method is illustrated in Fig. 2. Firstly, the dataset is split into a training set and a test set, and then a small subset of the training set is randomly sampled from the training set, which will be passed to the PSO evolutionary process. Furthermore, the small subset is used during the PSO evolutionary process. The primary reason of using a small subset of the training set for fitness evaluation is to reduce the computational cost because given a CNN architecture, it takes less time to train it and requires less memory when the dataset is smaller, which will be further discussed in Section III-C. Instead of evolving the whole network architecture, the PSO is only utilised to evolve the optimal Dense Block on the small subset. The details of the intuition will be analysed in Section III-B. Next, the proposed method stacks the evolved Dense Block various number of times to produce a set of CNN architectures, and the best CNN architecture is then selected to be the final evolved CNN architecture, where the details will be written in Section III-E. Finally, the classification accuracy of the final CNN architecture will be reported.

B. Encoding Strategy to Minimise The Search Space

As the proposed method concentrates on the efficiency, the encoding strategy endeavours to minimise the search space. Inspired by the idea of learning the CNN architecture from smaller datasets and transferring the learned architecture to larger datasets [6], instead of evolving multiple blocks as [17], the proposed method only evolves a single dense block. By doing the simplification of the encoding strategy, the search space has been significantly reduced, which has turned a complex search problem to a simple search task. In the

Algorithm 1: Fitness Evaluation

Input: number of layers nol , growth rate gr , a small subset of training set dt ;

- 1: $acc_{best}, epoch_{best}, epoch, acc \leftarrow 0, 0, 0, 0$;
- 2: $dt_{train}, dt_{test} \leftarrow$ Randomly split dt into 80% as training part dt_{train} and 20% test part dt_{test} ;
- 3: $block \leftarrow$ Build the dense block according to nol and gr ;
- 4: **while** $acc \geq acc_{best}$ **or** $epoch - epoch_{best} < 5$ **do**
- 5: Apply Adam optimisation [11] to train $block$ on dt_{train} for one epoch;
- 6: $acc \leftarrow$ Evaluate $block$ on dt_{test} ;
- 7: **if** $acc > acc_{best}$ **then**
- 8: $acc_{best}, epoch_{best} \leftarrow acc, epoch$;
- 9: **end if**
- 10: $epoch \leftarrow epoch + 1$;
- 11: **end while**
- 12: **return** acc_{best}

research of learning transferable architectures [6], it has proved that the learned block was transferable from CIFAR-10 dataset to ImageNet dataset. Inferring from that, the block learned from the small subset of the training set is more likely to be transferable to the whole training dataset, which will be further tested by the experimental results. Therefore, the final encoded vector only consists of two dimensions, which are the *growth rate* and the *number of layers*.

C. Fitness Evaluation of Transferable Blocks

Fitness evaluation of PSO, whose pseudo-code is shown in Algorithm 1, is crucial to the computational cost of the proposed method. Since the essential target of the proposed method is to boost the efficiency of evolving deep CNNs, two methods are utilised to reduce the computational cost. Firstly, only a small subset of training dataset is used to train and evaluate the particle, which holds the hyper-parameters of the dense block. Therefore, both the memory required to train the CNNs and the training time will be reduced. Furthermore, an adaptive training algorithm referred as Adam optimisation [11] is adopted to train the CNNs during the fitness evaluation, whose ability of fast convergence has been proved, so the fitness evaluation using Adam optimisation is faster than those relying on Stochastic Gradient Descent (SGD) [12]. By combining the strategies of cutting down the training data for fitness evaluation and adopting the adaptive training algorithm, the proposed method is expected to reduce the computational cost.

Apart from the perspective of improving the efficiency, the proposed fitness evaluation arguably tends to select the best transferable block. In the research of learning transferable block [6], it has been proved that the learned block from a smaller dataset is transferable to a larger dataset even though the two datasets are quite different both in terms of the number of classes and the image resolutions. By following the same idea, the small subset of training data is sampled to only learn

a single block instead of learning the final CNN architecture. Since the similarity between the sampled small subset and the target dataset is closer than the similarity between two different datasets, the theory of learning transferable block should also apply to the proposed method, which is expected to produce a good classification accuracy when stacking the learned block multiple times for the whole dataset. In addition, Adam optimisation is designed to adapt the learning rate according to the specific CNN during the training process; while, when using other non-adaptive optimisation such as SGD, they need to be fine-tuned for a specific CNN on a particular dataset. Reversely, if non-adaptive optimisation is adopted with a specific set of settings, the specific CNN or similar CNNs are more likely to be chosen [18]. Therefore, the fitness value obtained by using Adam optimisation can represent the quality of the block.

D. Evolving Dense Block By PSO

Algorithm 2: Evolving dense block by PSO

Input: population size pop_{size} , generations gen ;

- 1: $pop \leftarrow$ Random initialise the particles until the number of particles reaches pop_{size} ;
- 2: $g_{best}, i \leftarrow$ Empty, 0;
- 3: **while** $i < gen$ **do**
- 4: **for** particle p in pop **do**
- 5: $p \leftarrow$ Apply standard PSO operations to update the position of p ;
- 6: $fitness \leftarrow$ Use fitness evaluation in Algorithm 1 to calculate the fitness for p ;
- 7: Update the fitness of p by $fitness$;
- 8: **if** $fitness > the\ fitness\ of\ the\ personal\ best$ **then**
- 9: Update the person best of p with the current p ;
- 10: **end if**
- 11: **end for**
- 12: $g_{best} \leftarrow$ Update with the best particle among the current g_{best} and pop ;
- 13: $i \leftarrow i + 1$;
- 14: **end while**
- 15: **return** g_{best} ;

After simplifying the encoded vector by the proposed encoding strategy, standard PSO can be applied to solve the optimisation tasks, which is depicted in Algorithm 2. There are still a couple of points that need to be carefully designed. Firstly, due to the memory limit, the number of layers and the growth rate are required to be constrained into a range. On the other hand, the lower bound of the these two hyper-parameters also need to be restricted as too few layers in a block will not provide enough capacity for the model and a too small growth rate will not capture enough feature information. Therefore, two hyper-parameters of the proposed method need to be defined before running it, which are the range of the number of layers α_l and the range of growth rate α_g ; however, these two hyper-parameters are easy to choose as the default

values of α_l and α_g will suit most of the image classification tasks. When initialising the particles, the number of layers and the growth rate are randomly sampled within the range of α_l and α_g , respectively. Secondly, during the evolutionary process, the values of the hyper-parameters may fall out of the range, so the proposed PSO method needs to rectify these values by setting them to either the upper bound or the lower bound of the range. Furthermore, as some of the dense block may cause out of memory issue, the proposed PSO method captures this error and set the fitness of particles to zero in order to eliminate them.

E. Stacking and Selecting Best CNN

After the dense block is obtained by PSO as shown in Algorithm 2, the dense block is stacked multiple times to produce the candidates for the final model by progressively stacking the dense block, i.e. the number of dense blocks starts from 1 and increases by 1 each time. The whole training set is used to train and evaluate the stacked candidate, and Adam optimisation is chosen to train the stacked CNNs with the same reasons described in Section III-C. Once the classification accuracy of the stacked CNN candidate does not increase or the stacked CNN requires more memory than the hardware resource, the stacking process stops and the best candidate so far is selected as the final solution.

Algorithm 3: Progressively stack and select the best candidate

Input: Evolved block b , the whole training set dt ;

- 1: $dt_{train}, dt_{test} \leftarrow$ Randomly split dt into 80% as training part dt_{train} and 20% test part dt_{test} ;
- 2: $c_{best}, i, acc \leftarrow$ Empty best candidate, 0 as stacking times, 0 as the accuracy of the stacked CNN;
- 3: **while** True **do**
- 4: $i \leftarrow i + 1$
- 5: $c \leftarrow$ Stack b for i times to generate a candidate;
- 6: Use Adam optimisation to train c on dt_{train} with the same stopping criteria as that of fitness evaluation in Section III-C;
- 7: $acc \leftarrow$ Evaluate the trained c on dt_{test} ;
- 8: **if** $acc > accuracy\ of\ c_{best}$ **then**
- 9: $c_{best} \leftarrow c$;
- 10: **else**
- 11: **break**
- 12: **end if**
- 13: **end while**
- 14: **return** c_{best}

F. Transferring the Evolved Block

To validate the transferability of the evolved block, the proposed method will learn the block on a small subset of one dataset as the transferable block as shown in Section III-D. By following the stacking method in Section III-E, the transferable block will be stacked and selected for other datasets without re-evolving the block. By applying transfer

learning of the transferable block, it will only evolve the transferable block once even for multiple image classification tasks. Given the evolutionary process consumes most of the computational cost of the proposed method, the proposed method will improve the efficiency of NAS especially when multiple image classification tasks need to be solved.

IV. EXPERIMENT DESIGN

As EC is a meta-heuristic approach, it requires multiple runs of one experiment and statistical analysis to draw a conclusion. In our experiments, 10 runs are performed due to the limited computational resources and Student’s t-test is performed when comparing the proposed method with peer competitors.

A. Benchmark Datasets and Peer Competitors

CIFAR-10 [19] is used as the benchmark dataset to evaluate the proposed method. It is composed of 60,000 colour images in 10 classes, with 6000 images in each class. The whole dataset is split into training images of 50,000 and test images of 10,000. CIFAR-10 is chosen because it has been widely used to evaluate image classifiers, especially for automatically designing CNN architectures. The results of the peer competitors’ performance can be easily collected for comparisons.

The peer competitors of the CIFAR-10 dataset are selected based on their performance and the relevance to the proposed methods. Firstly, two state-of-the-art hand-crafted CNN architectures will be compared, which are ResNet [3] and DenseNet [4]. Secondly, several state-of-the-art CNN architectures designed by automatic approaches are chosen, which are categorised into two types. The first type utilises RL methods, which includes EAS [20], NASNet [6], NASH [21] and NAS [5]. The other type employs EC algorithms to automatically evolve CNN architectures, which are AmoebaNet [16], Hier. repr-n [22], CGP-CNN [10], DENSER [23], GeNet [9], CoDeapNEAT [24] and LS-Evolution [25].

In order to demonstrate the transferability of the learned block, two other datasets are used to evaluate the transferable blocks. The first dataset is the CIFAR-100 dataset [19]. It consists of the same number of images with the same resolution as the CIFAR-10 dataset, so the two domains of the CIFAR-10 and CIFAR-100 datasets are very similar. However, the number of classes is 100, which makes the classification task more difficult. Therefore, CIFAR-100 is a good benchmark dataset to evaluate the transferable block evolved from a simpler dataset. The SVHN dataset [26] is used as another dataset to evaluate the transferable block. It includes 73,257 images in the training set, 26,032 images in the test set, and 531,131 images for additional training. The two domains of the SVHN and CIFAR-10 datasets are disparate, but the number of classes is the same, so SVHN is suitable to evaluate how the transferable block performs on a different domain with the similar classification difficulty.

The performance results from six peer competitors on CIFAR-100 and SVHN are collected and used in the comparisons to show the transferability of the transferable block.

TABLE I: EPSOCNN parameter settings

Parameter	Value
EPSOCNN default hyper-parameters	
range of number of layers α_l	[6, 32]
range growth rate α_g	[12, 32]
PSO parameters	
inertia weight w	0.7298
acceleration coefficient $c1$	1.49618
acceleration coefficient $c2$	1.49618
population size	20
number of generations	20

These peer competitors are recent CNN architectures manually designed by experts, which are FractalNet [27], Deeply Supervised Net [28], Network in Network [29], Wide ResNet [30], ResNet [3] and DenseNet [4].

B. Parameter Settings

The parameters of the proposed method are listed in Table I. The two parameters of the proposed method, the range of number of layers α_l and the range of growth rate α_g , are defined based on the GPU card (GeForce GTX 1080) used to run the experiment. The parameters of PSO is set according to [31]. Based on the computational resource and time limit, 20 has been chosen for both the population size and the number of generations. In terms of the Adam Optimisation used in both the fitness evaluation in Section III-C and the stacking process in Section III-E, the default settings described in the study [11] are utilised.

In order to evaluate the final evolved CNN architecture and perform a fair comparison, the same training strategy adopted by most of the peer competitors is adopted. The evolved CNN is trained for 300 epochs and 40 epochs for the CIFAR and SVHN datasets, respectively, by following DenseNet [4]. The initial learning rate is set to 0.1, which is divided by 10 at 50% and 75% of the total number of training epochs. The weight decay and Nesterov momentum [12] are set to 1×10^{-4} and 0.9 without dampening, respectively. A standard data augmentation strategy [4] and weight initialisation method [32] are used.

V. RESULT ANALYSIS

A. Performance Comparisons

1) *Performance Comparisons on CIFAR-10*: The classification error rate, number of parameters and the computational cost of searching for the CNN architecture are listed in Table II. The best results and the mean and standard deviation values from 10 runs of the proposed method are reported and compared with all the peer competitors in three aspects. Firstly, the best classification accuracy of the proposed method is the third, but when comparing the number of parameters between the proposed method and the other two peer competitors having better classification accuracy, the model size is much smaller, which is only less than one-third of either of the other two models. By applying Student’s t-test on the 10 runs’

TABLE II: Performance comparison with peer competitors on CIFAR-10

Method	CIFAR-10 (Error rate%)	Number of Parameters	Computational Cost
ResNet-110 [3]	6.43	1.7M	–
DenseNet(k = 40) [4]	3.74	27.2M	–
EAS [20]	4.23	23.4M	<10 GPU-days
NASNet-A (7 @ 2304) [6]	2.97	27.6M	2,000 GPU-days
NASH (ensemble across runs) [21]	4.40	88M	4 GPU-days
NAS v3 max pooling [5]	4.47	7.1M	22,400 GPU-days
AmoebaNet-B (6,128) [16]	2.98	34.9M	3150 GPU-days
Hier. repr-n, evolution (7000 samples) [22]	3.75	–	300 GPU-days
CGP-CNN(ResSet) [10]	5.98	1.68M	29.8 GPU-days
DENSER [23]	5.87	10.81M	–
GeNet from WRN [9]	5.39	–	100 GPU-days
CoDeapNEAT [24]	7.3	–	–
LS-Evolution [25]	4.4	40.4M	>2,730 GPU-days
EPSOCNN (Best classification accuracy)	3.58	6.74M	<4 GPU-days
EPSOCNN (10 runs)	3.74±0.0154	4.79M±1.5363M	<4 GPU-days

results of the proposed method and other peer competitors, the proposed method does not outperform DenseNet(k = 40) and Hier. repr-n, evolution (7000 samples) because the differences are not statistically significant. Secondly, only two of the peer competitors have fewer parameters than the proposed method that achieved the best classification accuracy; however, the error rate of the other two is more than 2% larger than that of the proposed method. When performing the statistical analysis on the 10 runs’ results, the differences between the proposed method and all others are significant. None of them is better than the proposed method in both the classification accuracy and the number of parameters. Lastly but not least, all of the CNN architectures from the 10 runs are achieved within 4 GPU-days. In comparison with other peer competitors, the computational cost taken to automatically design the CNN architecture of the proposed method is the smallest among all of the peer competitors. Therefore, it can be concluded that the proposed method has achieved very promising and competitive result both in terms of classification accuracy and the number of parameters, and it is the most efficient approach

among all of the peer competitors.

TABLE III: Error rate comparison with peer competitors on CIFAR-100 and SVHN

Method	CIFAR-100	SVHN
Network in Network [29]	35.68	2.35
Deeply Supervised Net [28]	34.57	1.92
FractalNet [27]	23.30	2.01
Wide ResNet [30]	22.07	1.85
ResNet [33]	27.22	2.01
DenseNet(k=12) [4]	20.20	1.67
EPSOCNN (Best)	18.56	1.84
EPSOCNN (10 runs)	19.05±0.1874	1.89±0.0387

2) *Transferability on CIFAR-100 and SVHN*: To demonstrate the transferability of the learned block in Section III-F, the learned block on the CIFAR-10 dataset is transferred to two different domains — the CIFAR-100 and SVHN datasets. The classification error rates are listed in Table III. Firstly, on CIFAR-100, the proposed method achieves the best classification among all the peer competitors with almost 2% more accuracy than DenseNet(k=12), which is the second place. By performing Student’s t-test on the results from 10 runs of the proposed method with others, the proposed method outperforms all others with statistical significances. It demonstrates that the transferable block can be transferred to a similar domain with more complexities. Furthermore, on SVHN, the best classification accuracy of the proposed method is the second best among all peer competitors. According to the statistical analysis of Student’s t-test, the proposed method ranks the third best, significantly better than four other peer competitors. Overall, the transferable block has shown promising results on the CIFAR-100 and SVHN datasets.

B. Convergence Analysis

The convergence of the proposed method is shown in Fig. 4. At the beginning of the evolutionary process, the fitness of the global best particle grows fast until the fourth generation; After that, the particles keep the search, but struggle to find better solutions until the eighth generation; Starting from the ninth generation, the particles manage to jump out of the local optima and achieve another round of improvement until the evolutionary process converges at the twelfth generation; once it converges, the fitness of the global best becomes flat until the end. It can be seen that the PSO converges fast due to effort of minimising the search space in the proposed encoding strategy.

During the stacking and selection step, the evolved block were evaluated by stacking it twice, three times and four times. For the CIFAR-10 dataset, the best classification accuracy was achieved by stacking it three times, which is the final evolved

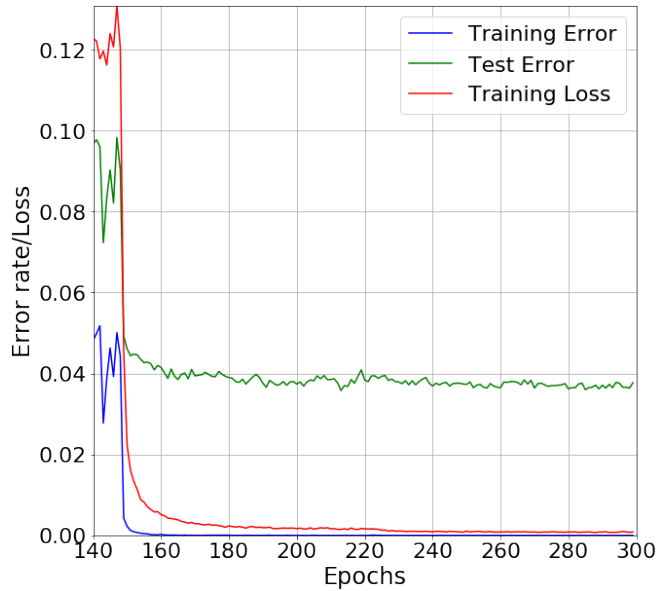
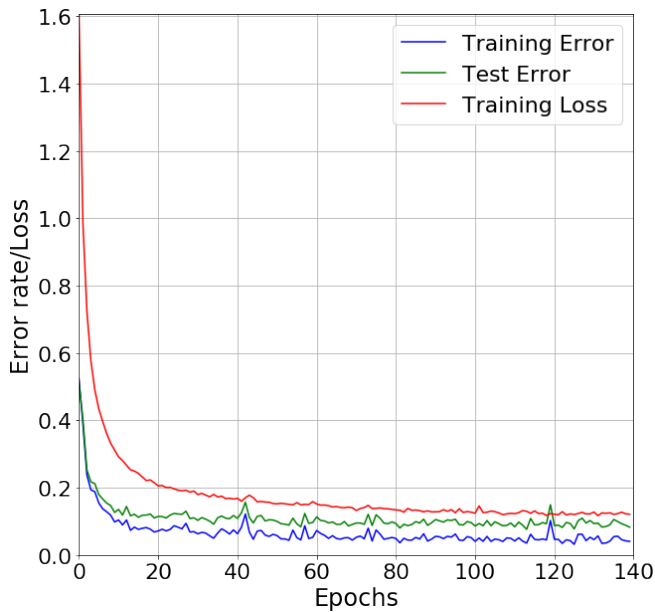


Fig. 3: The training process of the final evolved CNN on CIFAR-10. X-axis: epochs; Y-axis: Error rate/Loss.

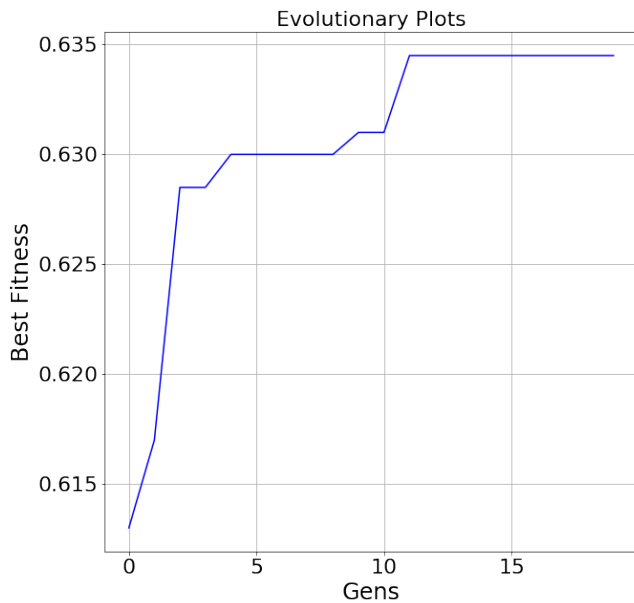


Fig. 4: Evolutionary plots. X-axis: generations; Y-axis: best fitness value.

CNN architecture. Furthermore, the final CNN was evaluated by using the fine-tuned SGD optimisation, whose process is illustrated in Fig. 3. The red line is the training loss, the blue line expresses the error rate on training set, and the green line represents the error rate on test set. From left to right, the sub-figures shows the evaluation processes of 0 to 140 epochs and 140 to 300 epochs, respectively. It can be observed that the evolved CNN was trained fast at the beginning until 40 epochs as shown in the left sub-figure and the reduction of error rate was small after that; when the learning rate was divided at

150 epochs, there was a big plunge in terms of error rate; furthermore, at the end division of the learning rate, a small decrease of the error rate occurred, but it was not significant. Overall, the scheduled learning rate strategy has demonstrated its effectiveness of improving the classification accuracy.

C. Evolved CNN Architecture

While running the experiment, the server-client infrastructure developed in [18] was adopted, and 10 GPU cards were used, which produced the final CNN architecture in about 9 hours. The hyper-parameters for the evolved block are 23 and 27 for the number of layers and the growth rate, respectively, and the final CNN architecture is composed of three of the evolved block. The computational cost of only spending 9 hours on 10 GPU cards to obtain a good CNN architecture is efficient enough so that the proposed method is feasible and computationally acceptable to be adopted to solve real-life image classification tasks. Taking a step further, the proposed method can be easily adjusted to evolve any of the state-of-the-art CNN blocks such as ResNet blocks.

VI. CONCLUSION AND FUTURE WORK

To conclude, a PSO method has been proposed to evolve the hyper-parameters of the state-of-the-art CNN architectures, which is efficient without compromising classification accuracy. The goal has been achieved by minimising the search space with human expertise, learning a transferable block from a small subset of the training set and stacking the learned block multiple times to improve the classification accuracy. By comparing with peer competitors on the CIFAR-10 dataset, the proposed method achieved very competitive performance in terms of the classification accuracy, the model size and the computational cost of searching for the final CNN architecture.

The highlight of the proposed method is its efficiency as it outperforms all of the peer competitors, whose results are collected in this paper as to our best effort. In addition, the transferability of the transferable block was evaluated on two other datasets — CIFAR-100 and SVHN. From the experimental results, the proposed method has achieved promising classification accuracy, especially on CIFAR-100 by outperforming all of the peer competitors. Therefore, the transferable block shows the promising potentiality of achieving good performance in other domains through transfer learning.

The proposed method has first been evaluated on the CIFAR-10 dataset due to a couple of reasons. The first reason is that CIFAR-10 is good to initially evaluate a neural architecture search method, which usually has a large computational cost, and the second reason is that it is easier to collect the results of peer competitors both from the deep learning community and neural architecture search community. Then, the transferable block learned from CIFAR-10 has been transferred to two other domains — the CIFAR-100 and SVHN datasets to evaluate the transferability because CIFAR-100 is similar to CIFAR-10 with more classes and SVHN has similar complexity as CIFAR-10 but in a different domain. However, it would be more convincing to evaluate the proposed method on larger datasets such as ImageNet dataset [34]. Another potential improvement is to explore more state-of-the-art CNN architectures and develop a new method to design better CNN blocks, which consists of multiple types of CNN architecture without compromising the efficiency.

REFERENCES

- [1] A. Krizhevsky, I. Sutskever, and G. E. Hinton, “Imagenet classification with deep convolutional neural networks,” in *Advances in neural information processing systems*, 2012, pp. 1097–1105.
- [2] K. Simonyan and A. Zisserman, “Very deep convolutional networks for large-scale image recognition,” *arXiv preprint arXiv:1409.1556*, 2014.
- [3] K. He, X. Zhang, S. Ren, and J. Sun, “Deep residual learning for image recognition,” in *Proceedings of the IEEE conference on computer vision and pattern recognition*, 2016, pp. 770–778.
- [4] G. Huang, Z. Liu, L. Van Der Maaten, and K. Q. Weinberger, “Densely connected convolutional networks,” in *Proceedings of the IEEE conference on computer vision and pattern recognition*, 2017, pp. 4700–4708.
- [5] B. Zoph and Q. V. Le, “Neural architecture search with reinforcement learning,” *arXiv preprint arXiv:1611.01578*, 2016.
- [6] B. Zoph, V. Vasudevan, J. Shlens, and Q. V. Le, “Learning transferable architectures for scalable image recognition,” in *Proceedings of the IEEE conference on computer vision and pattern recognition*, 2018, pp. 8697–8710.
- [7] B. Wang, Y. Sun, B. Xue, and M. Zhang, “Evolving deep convolutional neural networks by variable-length particle swarm optimization for image classification,” in *2018 IEEE Congress on Evolutionary Computation (CEC)*. IEEE, 2018, pp. 1–8.
- [8] —, “A hybrid differential evolution approach to designing deep convolutional neural networks for image classification,” in *Australasian Joint Conference on Artificial Intelligence*. Springer, 2018, pp. 237–250.
- [9] L. Xie and A. Yuille, “Genetic cnn,” in *Proceedings of the IEEE International Conference on Computer Vision*, 2017, pp. 1379–1388.
- [10] M. Suganuma, S. Shirakawa, and T. Nagao, “A genetic programming approach to designing convolutional neural network architectures,” in *Proceedings of the Genetic and Evolutionary Computation Conference*. ACM, 2017, pp. 497–504.
- [11] D. P. Kingma and J. Ba, “Adam: A method for stochastic optimization,” *arXiv preprint arXiv:1412.6980*, 2014.
- [12] I. Sutskever, J. Martens, G. E. Dahl, and G. E. Hinton, “On the importance of initialization and momentum in deep learning,” *ICML (3)*, vol. 28, no. 1139-1147, p. 5, 2013.
- [13] S. Ioffe and C. Szegedy, “Batch normalization: Accelerating deep network training by reducing internal covariate shift,” *arXiv preprint arXiv:1502.03167*, 2015.
- [14] V. Nair and G. E. Hinton, “Rectified linear units improve restricted boltzmann machines,” in *Proceedings of the 27th international conference on machine learning (ICML-10)*, 2010, pp. 807–814.
- [15] R. Eberhart and J. Kennedy, “A new optimizer using particle swarm theory,” in *MHS’95. Proceedings of the Sixth International Symposium on Micro Machine and Human Science*. Ieee, 1995, pp. 39–43.
- [16] E. Real, A. Aggarwal, Y. Huang, and Q. V. Le, “Regularized evolution for image classifier architecture search,” *arXiv preprint arXiv:1802.01548*, 2018.
- [17] B. Wang, Y. Sun, B. Xue, and M. Zhang, “A hybrid GA-PSO method for evolving architecture and short connections of deep convolutional neural networks,” *arXiv preprint arXiv:1903.03893*, 2019.
- [18] —, “Evolving deep neural networks by multi-objective particle swarm optimization for image classification,” in *Proceedings of the Genetic and Evolutionary Computation Conference*, ser. GECCO ’19. New York, NY, USA: ACM, 2019, pp. 490–498.
- [19] A. Krizhevsky and G. Hinton, “Learning multiple layers of features from tiny images,” Citeseer, Tech. Rep., 2009.
- [20] H. Cai, T. Chen, W. Zhang, Y. Yu, and J. Wang, “Efficient architecture search by network transformation,” in *Thirty-Second AAAI Conference on Artificial Intelligence*, 2018.
- [21] T. Elsken, J.-H. Metzen, and F. Hutter, “Simple and efficient architecture search for convolutional neural networks,” *arXiv preprint arXiv:1711.04528*, 2017.
- [22] H. Liu, K. Simonyan, O. Vinyals, C. Fernando, and K. Kavukcuoglu, “Hierarchical representations for efficient architecture search,” *arXiv preprint arXiv:1711.00436*, 2017.
- [23] F. Assunção, N. Lourenço, P. Machado, and B. Ribeiro, “Evolving the topology of large scale deep neural networks,” in *European Conference on Genetic Programming*. Springer, 2018, pp. 19–34.
- [24] R. Miiikkulainen, J. Liang, E. Meyerson, A. Rawal, D. Fink, O. Francon, B. Raju, H. Shahrzad, A. Navruzyan, N. Duffy *et al.*, “Evolving deep neural networks,” in *Artificial Intelligence in the Age of Neural Networks and Brain Computing*. Elsevier, 2019, pp. 293–312.
- [25] E. Real, S. Moore, A. Selle, S. Saxena, Y. L. Suematsu, J. Tan, Q. V. Le, and A. Kurakin, “Large-scale evolution of image classifiers,” in *Proceedings of the 34th International Conference on Machine Learning—Volume 70*. JMLR.org, 2017, pp. 2902–2911.
- [26] Y. Netzer, T. Wang, A. Coates, A. Bissacco, B. Wu, and A. Y. Ng, “Reading digits in natural images with unsupervised feature learning,” 2011.
- [27] G. Larsson, M. Maire, and G. Shakhnarovich, “Fractalnet: Ultra-deep neural networks without residuals,” *arXiv preprint arXiv:1605.07648*, 2016.
- [28] C.-Y. Lee, S. Xie, P. Gallagher, Z. Zhang, and Z. Tu, “Deeply-supervised nets,” in *Artificial intelligence and statistics*, 2015, pp. 562–570.
- [29] M. Lin, Q. Chen, and S. Yan, “Network in network,” *arXiv preprint arXiv:1312.4400*, 2013.
- [30] S. Zagoruyko and N. Komodakis, “Wide residual networks,” *arXiv preprint arXiv:1605.07146*, 2016.
- [31] F. Van den Bergh and A. P. Engelbrecht, “A study of particle swarm optimization particle trajectories,” *Information sciences*, vol. 176, no. 8, pp. 937–971, 2006.
- [32] K. He, X. Zhang, S. Ren, and J. Sun, “Delving deep into rectifiers: Surpassing human-level performance on imagenet classification,” in *Proceedings of the IEEE international conference on computer vision*, 2015, pp. 1026–1034.
- [33] G. Huang, Y. Sun, Z. Liu, D. Sedra, and K. Q. Weinberger, “Deep networks with stochastic depth,” in *European conference on computer vision*. Springer, 2016, pp. 646–661.
- [34] J. Deng, W. Dong, R. Socher, L.-J. Li, K. Li, and L. Fei-Fei, “Imagenet: A large-scale hierarchical image database,” in *2009 IEEE conference on computer vision and pattern recognition*. Ieee, 2009, pp. 248–255.