

Pressure of Cosmic Voids: A Possible Source for Dark Matter and Dark Energy

E. Yusofi,^{1,2,*} M. Khanpour,^{3,†} B. Khanpour,^{4,‡} M. A. Ramzanpour,^{1,§} and M. Mohsenzadeh^{5,¶}

¹*Department of Physics, Faculty of Basic Sciences,*

Ayatollah Amoli Branch, Islamic Azad University, Amol, Iran

²*School of Astronomy, Institute for Research in Fundamental Sciences(IPM), P. O. Box 19395-5531, Tehran, Iran*

³*Faculty of Basic Sciences, Ayatollah Amoli Branch, Islamic Azad University, Amol, Iran*

⁴*Department of Physics, Faculty of Basic Sciences,*

University of Mazandaran, P. O. Box 47416-95447, Babolsar, Iran

⁵*Department of Physics, Faculty of Basic Sciences,*

Qom Branch, Islamic Azad University, Qom, Iran

(Dated: December 21, 2024)

The cosmological constant is obtained by considering the surface tension of vast voids in a void-dominated cosmic fluid by which we can get a possible unifying solution to both dark matter and dark energy problems. Looking at voids as bubbles, we define the concept of surface tension which is shown to have almost constant value at large scale. The surface tensions of the cosmic voids are computed by dimensional method for galaxies, clusters and super-clusters with different values for each group. At large scale which vast voids are dominant the positive cosmological constants obtained of order ($\simeq +10^{-52}m^{-2}$), which are very close to those given by *Planck* 2018. However, on local scales we are led to a larger cosmological constant ($\simeq -10^{-49}m^{-2}$) with negative sign. Also, we will show that by adding the local negative cosmological constant to the Kepler formula, the velocity rotation curves of the galaxies will flatten out to several tens of *kpc*, which is consistent with *SPARC* database and justifies dark matter problem. Finally, the model predicts that galaxies without dark matter should be in the inner regions of cosmic voids.

PACS numbers: 98.80.Bp, 95.36.+x, 95.35.+d

I. INTRODUCTION

As we know the existence of a type of material fluid with negative pressure remains an unsolved puzzle in physics and cosmology, because the lowest perceived pressure for any type of ordinary matter fluid is zero. But one of the ways to justify the current accelerating expansion in the universe is to have negative pressure for the cosmic fluid at large scale [1–6].

In the ideal gas law it is assumed that the particles are point-like without any volumes and interactions, but in the present physical cosmic fluid, there exist some over-dense and under-dense regions that some phenomena occurring between cosmic objects, for example the merging of them is a common phenomenon at cosmological scale. Galaxies and galaxy clusters, and even voids are all always evolving and merging together to form larger ones. Although the volume of the merged galaxies are small fractions of the total cosmos volume, but taking into account the contribution of vast voids, the volume of them become large fractions of the present cosmic web and their contributions will grow up [7–11]. As voids expand, galaxies are squeezed in between them, and sheets and filaments form the void boundaries. This view is supported by computer simulations and numerical studies [12–14].

People usually consider only matter (galaxies and clusters) as the active part of the universe, so telescopes and probes focus on this part of the cosmic fluid. But the much larger and under-dense part of the current universe, the vast voids, are considered as the unaffected part in dynamics of the universe. But, we take the role of cosmic voids very seriously and consider the effect of their pressure on global and local scale to solve very important unresolved problems. In this paper, we consider the current cosmic fluid as a mixture of two evolving and merging parts. These include the over-dense galactic part on the one hand and the under-dense voids part on the other. Given that voids

*Electronic address: e.yusofi@iauamol.ac.ir (Corresponding author)

†Electronic address: mtankhanpour@yahoo.com

‡Electronic address: khanpour_bh@yahoo.com

§Electronic address: M.Ramzanpour@iauamol.ac.ir

¶Electronic address: Mohsenzadeh@qom-iau.ac.ir

make up a much larger contribution of the current cosmic fluid, we will show that this void-dominant fluid will inevitably create additional negative pressure on the cosmic scale. We will also be able to obtain possible estimates for the cosmological constant by calculating the surface tension at the voids boundary. So in the Sec. II we will introduce void-dominated cosmic fluid and by the drops-bubbles mixed fluid model show that in such a fluid we will have a negative pressure at large scale. In the Sec. III and IV, by a dimensional calculating of the voids surface tension, we will obtain a possible estimation for the values of cosmological constants for three groups of cosmic objects. Also, by adding the local cosmological constant to the Kepler formula in Sec. V, the velocity rotation curves of the galaxies will be shown to be flattened out. Some results, predictions and discussions on the model will be presented in final section.




FIG. 1: The cosmic web is mostly occupied by vast voids: The bright regions are clusters and filaments of galaxies, dark regions are voids and blue dots are single galaxies inside the cosmic voids (the figure is taken from [15]).

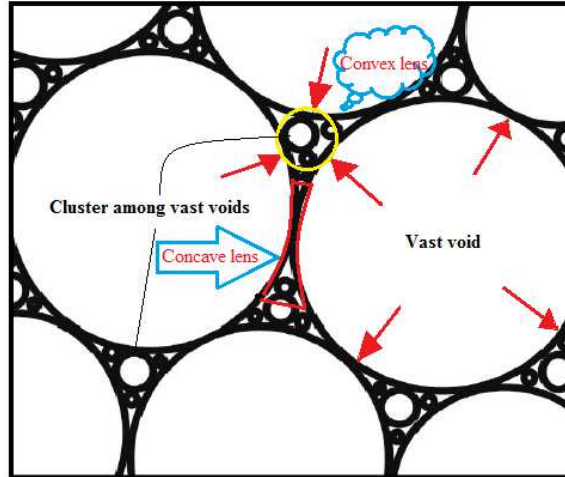


FIG. 2: Schematic of void-dominated cosmic fluid that occupied by vast voids: Negative pressure or repulsive force (like concave lens) of vast voids on galaxies in the walls acts as the positive pressure or attractive force on it like convex lens at local scale (yellow circle).

II. PRESSURE, SURFACE TENSION AND LENSING EFFECT OF COSMIC VOIDS

Let's consider the current cosmic web in Fig. 1 containing a network of the voids, in which several clusters and filaments, small and vast voids are merging to each other (see the area bounded to the black rectangular in Fig. 2). What is certain is that the universe is in the void-dominated state in the large scale overview. The continuous merging of voids causes the bubbles to grow larger, and this increasing in the bubble radius results in gravitational repulsion affecting on the particles (i.e., galaxies) on the surface of the bubbles (i.e., voids). Under such conditions, cosmic fluid is clustered like bubbles and is situated in the void-dominated phase.

In the model proposed in this paper, we imagine galaxies and their clusters as 'drops' and under dense spaces (voids) between them as 'bubbles'[16]. In a mixture of water drops and bubbles, bubbles on their surface move the fine drops away from their center to make themselves larger, while large drops attract fine drops to their center to grow larger. If the void shell forms a set of galaxy clusters and super-clusters, we will have a bubble whose difference in internal and external pressure comes from the following formula[17–19],

$$\Delta P \approx \frac{2\gamma}{\bar{r}} = \gamma \times \frac{2}{\bar{r}}. \quad (1)$$

Here, γ represents the surface tension for drop (bubble) with average radius \bar{r} .

The clusters of galaxies behave like drops, so their pressure on the test particles/galaxies is positive with an attractive gravity lensing effect (yellow circle in Fig. 2). These galaxies experience attractive force in the clusters-dominated region at local scales, but at large scale that we have void-dominated region, the situation is completely different. Galaxies that mostly accumulate on the surface of voids, would experience repulsive force, because of the fact that voids inclosed by super-clusters are expanding, *and hence pushing the galaxies away*. Therefore, inspired by (1), two factors are effective in the pressure of voids on cosmic objects. The first factor is the surface tension γ , due to the attraction between material particles that make up the disk-shaped objects on the surface of voids, and the second factor is due to the curvature ($\frac{2}{\bar{r}}$) of these cosmic voids (like focusing power or optical power $P = \frac{1}{f} = \frac{2}{\bar{r}}$, that is the degree to which a lens with focal length $f = \bar{r}/2$ converges or diverges light [20, 21]).

Because the net pressure of the cosmic web at large scale essentially dominated by vast voids and their lensing effect, in which the curvature term ($\frac{2}{\bar{r}}$) takes a negative sign in this case (divergence effect in yellow concave lens in Fig. 2). Here the negative sign means that the pressure on galaxies from the expanding vast voids acts in reverse to the pressure from the super-clusters, and causing the galaxies to move away. Fortunately, the observational data confirm negative pressure that *EoS* parameter w has a very narrow range around $w = -1$ with more likelihood to the side of $w \lesssim -1$ [5, 22].

In what follows, we will show that the negative pressure coming from surface tension and curvature of voids can justify the presence of dark energy at large scale, and dark matter in local scales. On this basis, we will also predict that there are places in the universe that can not have dark matter.

III. DIMENSIONAL CALCULATION OF SURFACE TENSION

If we consider the location of clusters on the surface of voids, as a result of this consideration, the mass and energy of galaxies and their clusters are distributed on the shells of voids. Therefore, the *energy-to-area* ratio i.e. surface tension γ for the disc-shaped objects can be calculated by using the following,

$$\gamma \equiv \frac{Energy}{Area} = \frac{Mc^2}{\pi R^2} \left(\frac{J}{m^2} \right). \quad (2)$$

In the above relation M_i and R_i are binding mass and mean radius of the cosmic objects such as galaxies, clusters and super-clusters (Fig. 3). For example, the amount of surface tension or surface energy for the Laniakea super-cluster with $M_3 = 1.0 \times 10^{47} kg$ and $R_3 = 2.4 \times 10^{24} m$ is obtained as,

$$\gamma_3 \approx 0.50 \times 10^{15} \frac{J}{m^2}. \quad (3)$$

Because the surface tension is an intensive quantity [17], it is expected that the approximate values of surface energy for the super-clusters at large scale are the same order ($\sim \mathcal{O}(10^{15}) J.m^{-2}$), but the energy density is not the same for these objects.

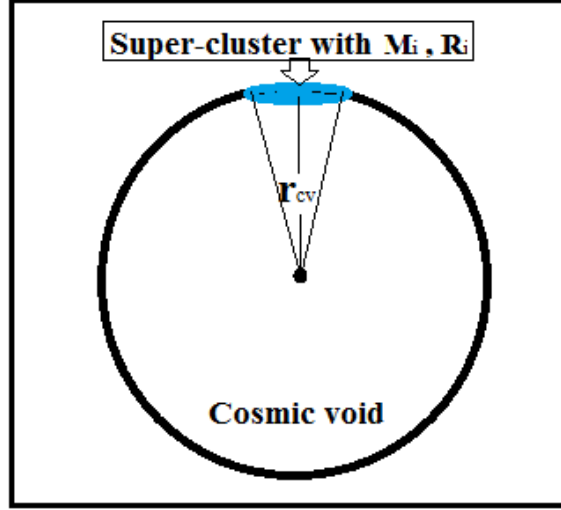


FIG. 3: Schematic picture of cosmic void with shell of super-clusters on it surface.

TABLE I: Surface tension (energy) on the vast voids shell for disc shape cosmic objects

i.	Cosmic Object	M_i ($10^{47} kg$)	R_i ($10^{24} m$)	γ_i ($10^{15} J.m^{-2}$)	Λ_i ($10^{-52} m^{-2}$)
1.	Corona Sc	0.20	1.50	0.25	0.6645
2.	Virgo Sc	0.03	0.50	0.34	0.8970
3.	Laniakea Sc	1.00	2.40	0.50	1.2979
4.	Caelum Sc	4.00	4.30	0.62	1.6172
5.	Virgo Cluster	0.002	0.045	2.83	7.3833
6.	Coma Cluster	0.012	0.10	3.44	8.9707
7.	Galaxies Group	0.0004	0.016	4.48	11.6806
8.	Milky Way	0.00002	0.00087	75.74	1975.3200
9.	Andromeda	0.00003	0.001	85.98	2242.6800
10.	UGC02885	0.000004	0.00036	88.46	2307.2800

IV. AN ESTIMATION OF THE COSMOLOGICAL CONSTANT WITH VAST VOID PRESSURE

Considering contribution of voids energy density instead of cosmological constant in the void-dominated (or quasi-vacuum dominated[23]) cosmic fluid, we can modify Friedmann's equation to

$$\left(\frac{\dot{a}}{a}\right)^2 = \frac{8\pi G}{3}(\rho_{matter} + \rho_{void}) - \frac{kc^2}{a^2}. \quad (4)$$

In the standard cosmology with cosmological constant Λ , without voids we have [5, 6]

$$\left(\frac{\dot{a}}{a}\right)^2 = \frac{8\pi G}{3}(\rho_{matter}) + \frac{\Lambda c^2}{3} - \frac{kc^2}{a^2}. \quad (5)$$

Since a void-dominated phase of cosmic fluid can be regarded as a quasi-vacuum dominated state i.e. $\rho_{void} = \rho_{\Lambda}$, therefore two relations (4) and (5) are equivalent and we can define

$$\Lambda = \frac{8\pi G\rho_{void}}{c^2}. \quad (6)$$

with consideration $\rho_{void} = P_{void}/w$,

$$\Lambda = \frac{8\pi G P_{void}}{w c^2}. \quad (7)$$

or from (1)

$$\Lambda = \frac{8\pi G}{w c^2} \frac{2\gamma}{\bar{r}_{void}}. \quad (8)$$

According to the relation obtained above, Λ in addition to the surface tension γ , depends another factor i.e. $\frac{2}{\bar{r}}$, which is similar to the *optical power*, we can choose both negative and positive sign for it depending on whether region under study is concave or convex. As a result from Fig. 2, we have concave lens for cosmic scale,

$$\frac{2}{r_{cs}} < 0, \quad (9)$$

and convex one for local scales,

$$\frac{2}{r_{ls}} > 0, \quad (10)$$

Since the force on galaxies from surface tension of vast void at global scale is repulsive (with negative pressure), for dark energy EoS i.e. $w \lesssim -1$, we have positive cosmological constant from (1) as follow,

$$\Lambda_{cs} = \frac{16GM_i}{w\bar{r}_{cs}R_i^2} > 0. \quad (11)$$

According to a recent study, an intergalactic void is responsible for pushing the galaxies such as Andromeda or Milky Way at mad speeds through the universe [24]. Cosmic voids typically have a diameter of 100 *Mpc* i.e. $\bar{r}_{cv} = 1.54 \times 10^{+24}m$. Also, $G = 6.67 \times 10^{-11}m^3.kg^{-1}.s^{-2}$, $w_{Planck} = -1.03 \pm 0.03$, and $c = 3 \times 10^8 m.s^{-1}$. By putting (3) and these values in equation (11), we can estimate the following value for the cosmological constant for $\gamma_3 = 0.50 \times 10^{15} J.m^{-2}$,

$$\Lambda_3 = 1.2979 \times 10^{-52} m^{-2}. \quad (12)$$

By using of the *Planck* 2018 values of $\Omega_\Lambda = 0.6889 \pm 0.0056$ and $H_0 = 67.66 \pm 0.42 (km/s)/Mpc$, Λ has the value of [22]

$$\Lambda_{obs} = 3\Omega_\Lambda \left(\frac{H_0}{c}\right)^2 = 1.1056 \times 10^{-52} m^{-2}. \quad (13)$$

The cosmological constant value in relation (11) depends on both the surface energy and the radius of different voids, but for a mean size of the cosmic voids, the order obtained for cosmological constant at cosmic scale Λ_{cs} , in each case is very close to the observational value (13) and according to the first four rows of Table 1. is in the following range

$$0.6645 \times 10^{-52} m^{-2} \leq \Lambda_{cs} \leq 1.6172 \times 10^{-52} m^{-2}. \quad (14)$$

Fortunately, the observational value (13) for cosmological constant is in this range.

Looking at Table 1, we will find that smaller surface energy and cosmological constant are obtained for larger cosmic objects. At large scale due to the presence of galactic super-clusters on the one hand and vast voids on the other, we will obtain the least value of surface tension for the surface of vast voids. Therefore, the cosmological constant value, for example for Laniakea super-cluster is equal to (12), which is very close to the observational value for the cosmological constant (13). Since, the surface tension is an intensive quantity its value is constant. *This important aspect of surface tension creates a global cosmological constant in universe at large scale.*

In Table 1, by considering the mass and approximate radius of the disc-shaped cosmic objects, we could obtain the surface tension for the three groups of objects. Then we will get the cosmological constant corresponding to each surface tension according to (8). The values obtained in Table 1 show that for larger objects we will have smaller surface tension and therefore less cosmological constant and vice versa. The lowest surface tension is related to the super-clusters that make up the walls of large cosmic voids, but the largest surface tension is related to the galaxies that make up the walls of local voids. So correspondingly, the maximum amount of cosmological constant for galaxies is $\Lambda_{max} = 2307.2800 \times 10^{-52} m^{-2}$ approximately 3472 times that of the minimum of it ($\Lambda_{min} = 0.6645 \times 10^{-52} m^{-2}$). As a consequence of the dominance of vast voids with negative lensing effect at large scale, we have shown that almost constant surface energy for these vast objects acts as a cosmological constant and consequently acts as a driver in the accelerating motion of galaxies at large scales.

V. FLATTENING OF ROTATION CURVES WITH LOCAL VOIDS

We now take into account the local properties of masses that are immersed in a void-dominated cosmic fluid. The standard galaxy rotation scenario can be described as the case where a test particle with mass m is located at a distance r from the galactic center. The mass of galaxy is concentrated at center with the majority of its mass, M_* . We thus consider this system from an observing frame where the test particle is seen to be rotating with an orbital velocity v , about an axis of rotation through the center of the galaxy. A stable circular orbit obeys the relation [25, 26]

$$\frac{GmM_*}{r^2} = \frac{mv^2}{r} \quad (15)$$

so we will have

$$v = \sqrt{\frac{GM_*}{r}} \quad (16)$$

This is Keplerian's standard rotation velocity, according to which the orbital velocity of a test particle should decrease with increasing radius. However, few galaxies provide evidence for such a rotation curve and many observations show that rotation curves of galaxies remain essentially flat at distances up to several tens of kpc , which is strong evidence for dark matter [27–29].

We are going to build an alternative model for the rotation of the galaxy which also includes the above-mentioned

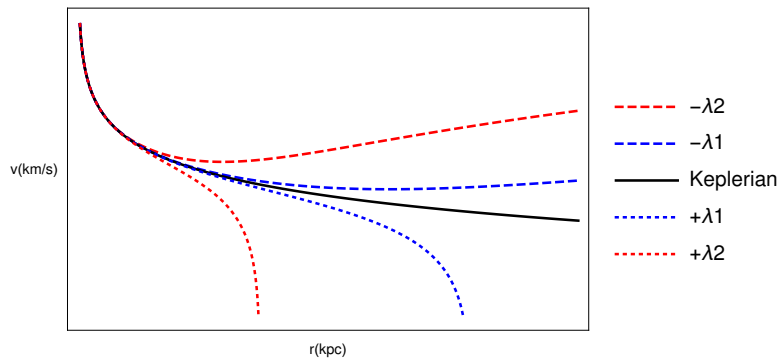


FIG. 4: Modified velocity curve in terms of radius, for galaxy UGC02885. The Keplerian curve with $\Lambda = 0$ is shown in black. Here $\lambda_1 = \Lambda_{10}$ (blue) and $\lambda_2 = 10 \times \Lambda_{10}$ (red). A positive cosmological constant (dotted curves) steepens the decline of a rotation curve and causing a steady decrease at larger galactic radii. But a negative cosmological constant (dashed curves) flattens the rotation curves.

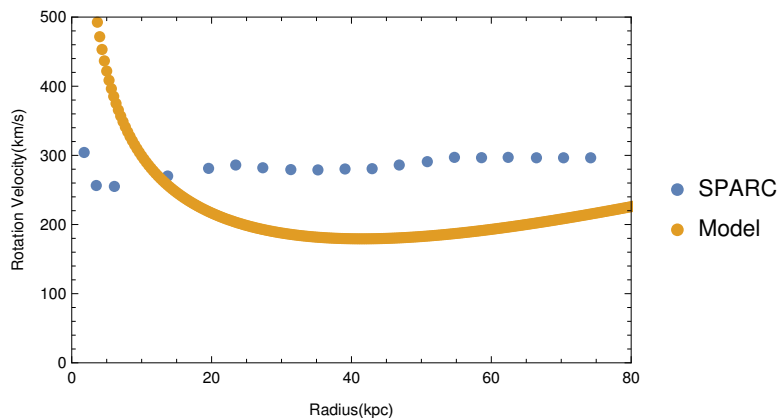


FIG. 5: Rotation curves for UGC02885 spiral galaxy: SPARC dataset (blue points)[30, 31], our model (Orange curve).

version of cosmological constant. In the present void-dominated universe, galaxies as the test particles are now immersed among merging vast voids. This extra pressure exerted by cosmic voids on the galaxies at local scales, acts

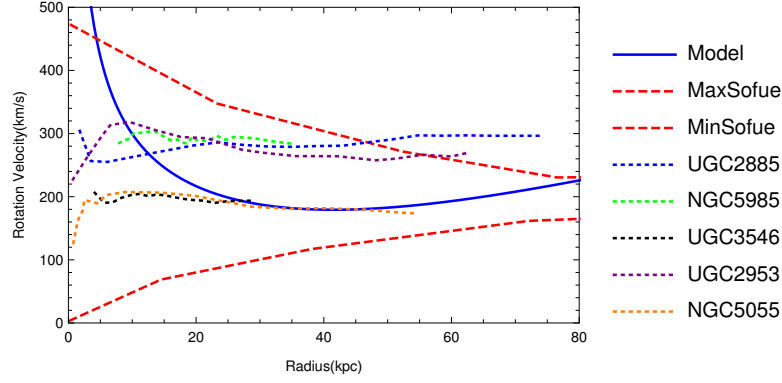


FIG. 6: Theoretical rotation curves for UGC02885 spiral galaxy (solid blue curve) vs. observational rotation curves from SPARC dataset [31] (blue, green, black, purple and orange dotted lines) and the minimum and maximum limits for the velocity flattening of Sofue galaxies [32] (the regions between the two dotted red lines).

as a cosmological constant, can be calculated with (6). We can therefore modify (15) to get [25, 26]

$$\frac{mv^2}{r} = \frac{GmM_i}{r^2} - \frac{\Lambda c^2}{3}mr \quad (17)$$

So, for non-zero values of the cosmological constant, the rotation curve is changed. Note that if we want to use the surface energy of voids to justify dark matter; it is better to consider local scales in Fig. 2, that are shown by yellow circle. Also, instead of super-clusters we should use smaller cosmic objects such as spiral disk-shape galaxies. Taking into account the above-mentioned points and considering the relation (17), we will have

$$v = \sqrt{\frac{GM_i}{r} - \frac{\Lambda_{ls}c^2}{3}r^2} \quad (18)$$

that from (10),

$$\Lambda_{ls} = \frac{16GM_i}{w\bar{r}_{ls}R_i^2} < 0. \quad (19)$$

then from Table 1. and relation (19) the amount of Λ_{ls} for local scales is obtained in the following range with negative sign,

$$\Lambda_{10} = -2.3073 \times 10^{-49} m^{-2}. \quad (20)$$

for UGC02885 galaxy.

Let us now see what reason there will be for the cosmological constant Λ_{ls} to be negative in this case? Since the force on galaxies from cosmic voids at local scale (the yellow circle in Fig. 2) act as an attractive force or positive pressure, by considering (7), we will be allowed to have a cosmological constant with a negative sign $\Lambda_{ls} < 0$, which is consistent with observations of dark matter. It is believed that dark matter can bring clusters together and flatten the velocity curves of galaxies.

Fig. 4 shows the modified velocity curve of galaxies for different values of Λ_{ls} . As one can see from the Fig. 4, for the model to solve flattening of galaxies rotation curves, the cosmological constant should not be positive. Instead, for a negative and very small values of cosmological constants, the problem of flattening of the galaxies velocity curve can be solved. As is demonstrated in Fig. 4, for a slightly negative cosmological constant the increase in velocity is needed to overcome the Keplerian decline, such that the rotation curve remains essentially flat as a function of distance. In Fig. 5 we show that the rotation velocity in proposed model is in good agreement with the observations of spiral galaxies. Finally, in Fig. 6, we show that the velocity curves obtained from our model are consistent with observational rotation curves from SPARC dataset [30, 31] and Sofue galaxies [32].

According to the void-dominated cosmology model, all cosmic objects including clusters and super-clusters are located on the surface of voids. Thus, the negative pressure from vast voids only applies to galaxies that are located in the shell of these voids or in over-dense regions between merging bubbles. As an important result *the secluded galaxies inside the vast voids will not have any dark matter*. Galaxies without dark matter are reported to exist in [33, 34]. Hence, galaxies without dark matter should be isolated and almost transparent within vast voids away from their surfaces.

VI. SUMMARY AND SOME POSSIBLE CONSEQUENCES OF THE MODEL

We have proposed that the present cosmic fluid composed of two dynamical parts. On the one hand matters are clustering and on the other hand voids are merging, simultaneously. Since the dominant volume of the present cosmic web is formed by merging voids, based on our model, the negative pressure or repulsive gravity is inevitable at large scale. That is, the cosmic gas is considered as mixture of so many voids (bubbles), each of vast voids has repulsive force on galaxies, and hence the total pressure of the universe at large scale would become negative or repulsive. In other words, voids merge with other voids to form larger vast voids. As a result of this process, the galaxies on the shell of these voids move away from each other. As an interesting point, the merging of the cosmic voids at their surfaces produce both clustering (positive pressure) at local scales and accelerating (negative pressure) at large scales, simultaneously. In a very similar way to what is found in the soap bubbles or overflowing process in the boiling milk. Another interesting point is that the source of this negative pressure (or repulsive gravity) is the surface tension at the surface of voids. While we know that the surfaces of these bubbles formed due to the gravitational merging/clustering of the galaxies, the main force behind clustering is the attractive gravity itself. So, from attractive gravity at small scales will produce the repulsive gravity at large scale. Also by dimensional calculating of the surface energy on the boundary of voids, we have obtained almost the same value of surface tension for the vast voids inclosed by super-clusters from the order of $\mathcal{O}(10^{15})J.m^{-2}$. Finally, we have estimated acceptable range for cosmological constant values that the observational value for Λ is in this range.

Since, the cosmological constant value depends on surface energy of clusters and the radius of voids, i.e. $\Lambda \sim \gamma/r_{void}$, at large-scale which vast voids are dominant, we have obtained very small values for the cosmological constants for the model of order $(+10^{-52}m^{-2})$, which are very close to those given by *Planck* 2018. However, on local scales we were led to the larger values with negative sign ($\Lambda_{local} \simeq -10^{-49}m^{-2}$). Finally, we have shown that by adding the local cosmological constant to the Kepler formula, the rotation curves of the galaxies will flatten out to several tens of *kpc*, which is consistent with recent observations and justified dark matter problem.

Also, the corresponding Hubble parameter H , which depends on the lensing and surface energy of the cosmic voids too. Consequently, the global Hubble constant derived from the CMB and the local one devised from galaxy surveys, including the Local Super-cluster, have to differ. Even the local value of H_0 and Λ should be larger than their global value. This issue and other consequences of the void-based cosmology model will be investigated and presented in future works.

Acknowledgments

EY would like to acknowledge Dr. A. Talebian for his constructive discussions and thank him for his help in drawing the figures. This work has been supported by the Islamic Azad University, Ayatollah Amoli Branch, Amol, Iran.

-
- [1] A. G. Riess et al, *Astrophys. J.*, **607**, 284, (2004), astro-ph/0402512.
 - [2] S. J. Perlmutter et al., *Astrophys. J.*, **517**, 565, (1999), astro-ph/9812133.
 - [3] N. D. Spergel et al., *Astrophys. J. Suppl.* **148**, 175, (2003), astro-ph/0302209.
 - [4] P. A. R. Ade et al, *Astron. Asstrophys***594**(2015)A13, arXiv:1502.01589.
 - [5] S. K. Srivastava, *General Relativity and Cosmology*, PHI (2008).
 - [6] T. P. Cheng, *Relativity, Gravitation and Cosmology A Basic Introduction*, Oxford University Press, New York, Second Edition (2010).
 - [7] M. Khanpour, E. Yusofi and B. Khanpour, arxiv:1709.08612v4.
 - [8] R. Cowen, Vast cosmic voids merge like soap bubbles, *Nature*, 15 Oct 2015, DOI10.1038/nature.2015.18583.
 - [9] A. Pisani et al, Counting voids to probe dark energy, *Phys. Rev. D* **92**, 083531 (2015).
 - [10] M. Karen, Are We Living in a Giant Cosmic Void, *Science*, 8 Jun 2017.
 - [11] N. Hamaus et al, Constraints on Cosmology and Gravity from the Dynamics of Voids, *Phys. Rev. Lett.* **117**, 091302 (2016).
 - [12] H. Martel, I. Wasserman, *Astrophys. J.* **348**, 1 (1990).
 - [13] R. van de Weygaert, E. van Kampen, *Mon. Not. Roy. Astron. Soc.* **263**, 481 (1993).
 - [14] D. M. Goldberg, M. S. Vogeley, *Astrophys. J.* **605**, 1 (2004).
 - [15] www.outerspacecentral.com.
 - [16] E. Yusofi and M. Mohsenzadeh, *AER*, **9**, 010201-1, 10.3847/AER2009035, (2010).
 - [17] M. W. Zemansky, *Heat And Thermodynamics*, McGraw-Hill Education (India) Pvt Limited, (2011).
 - [18] H. J. Butt, K. Graf and M. Kappl, *Physics and Chemistry of Interfaces*, Willey-VCH, (2003).
 - [19] L. E. Reichl, *A Modern Course in Statistical Physics*, 4th Edition, Willey-VCH, (2016).
 - [20] A. Rowlands, *Physics of Digital Photography*, IOP Publishing Ltd, (2017).

- [21] C. Sánchez et al, Mon. Not. Roy. Astron. Soc. **465**, 1, 746–759 (2017).
- [22] Planck Collaboration (2018). arXiv:1807.06209.
- [23] E. Yusofi, Mod. Phys. Lett. A, **33**, 37 (2018).
- [24] Y. Hoffman et al, The dipole repeller, Nat Astron, **1**, 0036 (2017).
- [25] J. S. Farnes, Astron. Astrophys., **620**, A92 (2018).
- [26] V. G. Gurzadyan and A. Stepanian, Eur. Phys. J. C **79**, 568, 2019.
- [27] V. C. Rubin and W. K. Ford, ApJ, **159**, 379 (1970).
- [28] V. C. Rubin, W. K. Ford and N. Thonnard, ApJ, **238**, 471 (1980).
- [29] V. C. Rubin et al, ApJ, **289**, 81 (1985).
- [30] S. McGaugh, Galaxies, **8(2)**, 35 (2020).
- [31] F. Lelli et al, AJ, **152**, 157 (2016a).
- [32] Y. Sofue, PASJ, **67**, 75 (2015a).
- [33] P. van Dokkum, et al, A galaxy lacking dark matter, Nature **555**, 629–632 (2018).
- [34] Q. Guo et al, Nat Astron **4**, 246–251 (2020).