

# Void-dominated Cosmic Fluid: A Possible Estimation of the Cosmological Constant

E. Yusofi<sup>1,\*</sup> and M. Khanpour<sup>2,†</sup>

<sup>1</sup>*Department of Physics, Faculty of Basic Sciences,  
Ayatollah Amoli Branch, Islamic Azad University, Amol, Iran*

<sup>2</sup>*Faculty of Basic Sciences, Ayatollah Amoli Branch, Islamic Azad University, Amol, Iran*  
(Dated: April 7, 2020)

Considering an active role for vast voids in the dynamics of the universe, we show that the pressure of the cosmic fluid on large scales is negative, and that the surface tension at the boundary of the voids causes accelerated expansion. Merging/clustering of galaxies in the present cosmic fluid will produce voids at large scales in the form of the void-dominated (vacuum-like) cosmic fluid. Due to the attractive gravity in clusters, surface tension on the vast voids boundaries will produce negative lensing effect and as an important consequence, gravity becomes repulsive at these scales with positive cosmological constant. As a possible result of model, we will show by dimensional calculation that the value of surface energy on the voids surface is approximately the same order, i.e.  $\sim \mathcal{O}(10^{15} \frac{J}{m^2})$ . Finally, we will estimate the range of cosmological constant value  $\sim \mathcal{O}(10^{-51} - 10^{-53} m^{-2})$ , that is very close to those given by the *Planck* 2018.

PACS numbers: 98.80.Bp, 95.36.+x

## I. INTRODUCTION

As we know the existence of a type of material fluid with negative pressure remains an unsolved puzzle in physics and cosmology, because the lowest perceived pressure for any type of ordinary matter fluid is zero. But one of the ways to justify the current accelerating expansion in the universe is to have negative pressure for the cosmic fluid at large scales [1–4].

The ideal cosmic gas with the equation of state  $P = w\rho$ , is usually invoked in most cosmological models, where  $P$ ,  $w$  and  $\rho$  are the pressure, EOS parameter and energy density of the cosmic fluid, respectively [5, 6]. One problem in the ideal gas law is, what happens to the local regions with higher densities from the large scales overview? In the ideal gas law it is assumed that the particles are point-like without any volumes and interactions, but in the real physical universe, there exist some phenomena occurring between cosmic objects, for example the merging of the cosmic objects is a common phenomenon at cosmological scale at present universe. Galaxies and galaxy clusters, and even voids are all always evolving and merging together to form bigger ones. Although the volume of the merged galaxies are small fractions of the total cosmos volume, but if we take into account the contribution of voids, the volume of the merged voids are large fractions of the present cosmic web and their contributions will become larger and larger fractions [7–11].

In this paper, we consider the current cosmic fluid as a mixture of two evolving and merging parts. These include the dense galactic parts on the one hand and the under-dense void parts on the other [7]. Given that voids make up a much larger contribution of the current cosmic fluid, we will show that this void-dominant fluid will inevitably create negative pressure on the cosmic scale. We will also be able to obtain a possible estimate of the cosmological constant by considering the surface tension at the voids boundary. So in the Sec. 2., using a few simple examples and describing of them, we will introduce the drops-bubbles mixed fluid model to show that the voids have a negative pressure in the opposite direction to the galaxies. In the Sec. 3. and 4., by a dimensional calculating of the voids surface tension, we will obtain a possible estimation for the value of the cosmological constant. Finally, some results and implications of the model will be presented.

---

\*Electronic address: [e.yusofi@iauamol.ac.ir](mailto:e.yusofi@iauamol.ac.ir) (Corresponding author)

†Electronic address: [m.khanpour@iauamol.ac.ir](mailto:m.khanpour@iauamol.ac.ir)

## II. DROPS-BUBBLES MIXED MODEL FOR THE COSMIC FLUID

In 1918, Einstein made the first physical interpretation of the  $\Lambda$  term that he had put forward: "*a modification of the theory is required such that empty space takes the role of gravitating negative masses which are distributed all over the interstellar space*"[12]. According to Einstein, we also believe that *empty space* (i.e. *voids*) distributed all over the cosmic web has energy that can be considered as accelerating driver for galaxies at large scales. Instead of '*negative mass*' that has been introduced by Farnes in [13] the empty spaces between clusters would produce '*negative pressure*' (or '*negative gravitational lancing*') at cosmic scale. We assume that the present cosmos not only do include clusters and its filaments, but also incorporate some empty spaces (under dense regions) between them, and these *voids* are observed being merged as well [9–11]. In the model proposed in this paper, we imagine galaxies and their clusters as 'drops' and empty spaces (voids) between them as 'bubbles' (see Fig. 1.).

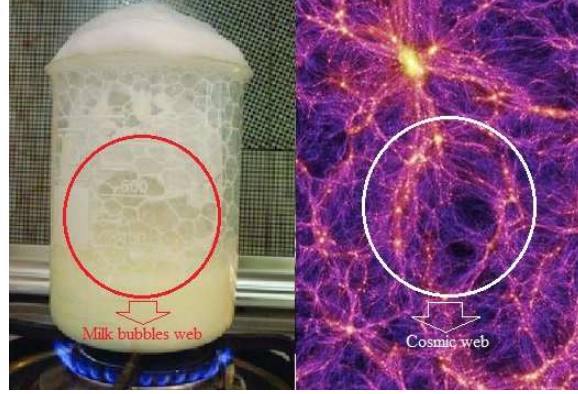


FIG. 1: Boiling milk bubbles and cosmic web.

### A. Bubbles Produce Pressure in Opposite Direction of Drops

The left side of Fig.2 shows a spherical drop of a liquid inside its vapor and the right one also shows a bubble surrounding the same liquid. There are always two interesting differences between droplets and bubbles: (a). Droplets fall in line with the direction of gravity, but bubbles move upward in opposition to the direction of gravity. (b). The bubble tends to expand, but the drop tends to shrink.

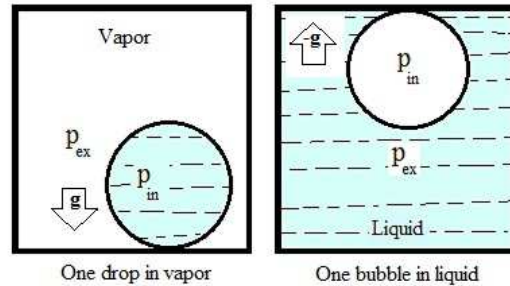


FIG. 2: One drop in vapor (left) vs one bubble in liquid (right)[20].

As shown in [15, 16], the pressure difference between *internal* and *external* of the drop (bubble) is proportional to  $\gamma$ ,

$$\Delta P = P_{in} - P_{ex} = \frac{2\gamma}{\bar{r}}, \quad (1)$$

Here,  $\gamma$  represents the surface tension for drop (bubble) with average values of radius  $\bar{r}$ . The pressures exerted on the liquid particles on the droplet surface and the bubble surface are completely in opposite direction. The liquid particles are absorbed by the droplet toward its center but are instead repelled from the center of the bubble. Therefore, in a drop-bubble mixture, bubbles pressure can be considered negative if we assume positive pressure for drops. In the liquid-dominated phase of the mixed fluid, the internal pressure of the drops is greater than the internal pressure of the bubbles. But in the bubble-dominated fluid (like soap bubbles), the liquid phase is experienced a pressure less than the pressure inside the bubbles, therefore the curvature of the liquid among bubbles become concave with negative signature. Look at the concave lens in red color among bubbles in Fig. 3. The net effect is that the bubbles are growing and merging together while push liquid particles away. In other words for the case of a spherical bubbles interfaced with liquid, the liquid surface is not convex but concave and its curvature, is not positive, it is negative i.e.  $(-\frac{1}{r})$  [15]. So in the liquid-dominated regions, the liquid determines the formation of its surface geometry and liquid has a surface with a convex shape. But in the bubble-dominated phase, the gas in the bubble determines the shape of the liquid surface geometry, and the surface of the liquid become concave under the pressure of the bubbles (see the red concave lens of liquid among bubbles in Fig. 3).

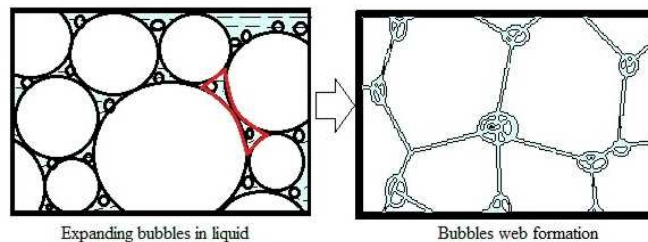


FIG. 3: Merging of expanding bubbles and web formation.

### B. Signature of Pressure for the Void-dominated Cosmic Fluid

According to the previous subsection description and inspired by the example of boiling milk bubbles[14], we can consider the fluid of the present universe at large scales as a two-phase fluid including drops (over-dense regions) among bubbles (under-dense regions)[7]. Bubbles (voids enclosed with galaxy clusters) are on the one hand and the drops (clusters of galaxies) are on the other hand, that are connected and merged together on their's surfaces. The interface formation between drops and bubbles comes from the presence of the surface tension made up of gravity itself. By supposing the existence of this surface energy, there will be a pressure difference between the two regions with over and under densities. The emerged pressure difference is provided from the energy released from gravitational merging process.

The clusters of galaxies behave like droplets, so their internal pressure on the particles/galaxies/observers is positive with a positive gravity lensing effect. These galaxies experience attractive gravity in the clusters-dominated region at small scales, but in a voids-dominated region, the situation is completely different, and the galaxies that most of which accumulate on the surface of the voids, experience gravitational repulsion, because of the fact that the bubbles (voids) inclosed by galaxies clusters are expanding and hence pushing the galaxies away [17]. Put in another way, bubbles and drops show opposite behavior under gravity force; so galaxies will experience two forces with opposite directions under the pressure of the voids and clusters when merging to form cosmic web.

### C. A Cosmic Web Like a Set of Merging Bubbles

let's consider a spherical boundary containing a network of the voids (see the area bounded to the circle in Fig. 1), in which several clusters and filaments, small and vast voids are merging to each other. What is certain is that the universe is in the voids-dominated state in the large scale overview. The continuous merging of bubbles causes the bubbles to grow larger, and this increasing in the bubble radius results in gravitational repulsion affecting on the particles on the surface of the bubbles. Under such conditions, cosmic gas is clustered like bubbles and is situated in the void-dominated phase. If we ignore the small portion of the clusters inside the spherical boundary, we will have a large bubble whose difference in internal and external pressure comes from the following formula,

$$\Delta P \approx -\frac{2\gamma}{\bar{r}_{void}}.. \quad (2)$$

Because the net pressure of the cosmic web at large scale essentially dominated by voids with negative pressure and negative gravitational lensing effect, that is the curvature term ( $\frac{-1}{\bar{r}}$ ) takes a negative sign. A negative sign means that the pressure from the voids acts in reverse to the pressure from the clusters, causing the galaxies to move away [17]. Fortunately, cosmic data are supporting such a negative pressure for cosmic gas. The observational data show that parameter  $w$  has a very narrow range around  $w = -1$  with more likelihood to the side of  $w \lesssim -1$  [5, 11].

### III. DIMENSIONAL CALCULATION OF A VOID SURFACE TENSION

If we consider the location of clusters on the surface of the voids, as a result of this consideration, the mass and energy of galaxies and their clusters on the voids boundary will be distributed on their surfaces. Therefore, the *energy-to-area* ratio i.e. surface tension  $\gamma$  for the disc shaped objects such as clusters can be calculated by using the following relation,

$$\gamma \equiv \frac{Energy}{Area} = \frac{Mc^2}{\pi R^2} \left( \frac{J}{m^2} \right). \quad (3)$$

In the above relation  $M$  and  $R$  are mass and radius of the clusters or superclusters. For example, the amount of surface tension or surface energy for the Laniakea supercluster with  $M_{Laniakea} = 1.0 \times 10^{47} kg$  and  $R_{Laniakea} = 2.4 \times 10^{24} m$  is obtained equal to the following value,

$$\gamma_{Laniakea} \approx 0.50 \times 10^{15} \frac{J}{m^2}. \quad (4)$$

Because the surface tension is an intensive quantity, it is expected that the approximate value of surface energy for the cosmic objects (clusters and super clusters) is the same value, i.e. ( $\sim \mathcal{O}(10^{15}) \frac{J}{m^2}$ ), but the energy density is not the same for these objects (see TABLE 1.).

### IV. A POSSIBLE ESTIMATION OF THE COSMOLOGICAL CONSTANT

By considering contribution of voids energy density instead of cosmological constant in the void-dominated cosmic fluid, we can modify Friedmanns equation to

$$\left( \frac{\dot{a}}{a} \right)^2 = \frac{8\pi G}{3} (\rho_{matter} + \rho_{void}) - \frac{kc^2}{a^2}. \quad (5)$$

In the standard cosmology with cosmological constant  $\Lambda$ , without voids we have [5, 6]

$$\left( \frac{\dot{a}}{a} \right)^2 = \frac{8\pi G}{3} (\rho_{matter}) + \frac{\Lambda c^2}{3} - \frac{kc^2}{a^2}. \quad (6)$$

Since a void-dominated phase of cosmic fluid can be regarded as a quasi-vacuum dominated state i.e.  $\rho_{void} \cong \rho_{\Lambda}$ , therefore two relations (5) and (6) are equivalent and we can define

$$\Lambda = \frac{8\pi G \rho_{void}}{c^2}. \quad (7)$$

with consideration  $\rho_{void} = P_{void}/w$ ,

$$\Lambda = \frac{8\pi G P_{void}}{wc^2}. \quad (8)$$

Since the pressure from surface tension of void is negative  $P = -2\gamma/r_{void}$ , for  $w \lesssim -1$ , we have *positive* cosmological constant as follow,

$$\Lambda = \frac{16\pi G \gamma_{cluster}}{wc^2 r_{void}}. \quad (9)$$

TABLE I: Surface tension (energy) for the void surface

Cosmic Object	Binding Mass ( $kg$ )	Mean Radius ( $m$ )	$\gamma(J/m^2)$
Laniakea	$\simeq 1.0 \times 10^{47}$	$\simeq 2.4 \times 10^{24}$	$\simeq 0.5 \times 10^{15}$
Draco	$\simeq 2.0 \times 10^{47}$	$\simeq 2.0 \times 10^{24}$	$\simeq 1.4 \times 10^{15}$
Virgo	$\simeq 3.0 \times 10^{45}$	$\simeq 5.0 \times 10^{23}$	$\simeq 0.3 \times 10^{15}$
Corona Borealis	$\simeq 2.0 \times 10^{46}$	$\simeq 1.5 \times 10^{24}$	$\simeq 0.2 \times 10^{15}$
Caelum	$\simeq 4.0 \times 10^{47}$	$\simeq 4.3 \times 10^{24}$	$\simeq 0.6 \times 10^{15}$
Coma Cluster	$\simeq 1.2 \times 10^{45}$	$\simeq 1.0 \times 10^{23}$	$\simeq 3.4 \times 10^{15}$
Virgo Cluster	$\simeq 2.0 \times 10^{44}$	$\simeq 4.5 \times 10^{22}$	$\simeq 2.8 \times 10^{15}$
Galaxies Group	$\simeq 4.0 \times 10^{43}$	$\simeq 1.6 \times 10^{22}$	$\simeq 4.5 \times 10^{15}$

According to a recent study, an intergalactic void is responsible for pushing the Milky Way and Andromeda at mad speeds through the Universe [17]. Cosmic voids typically have a diameter of  $100 \text{ Mpc}$  i.e.  $r_{void} \approx 3.1 \times 10^{+24}m$ . Also,  $G = 6.67 \times 10^{-11}m^3.kg^{-1}.s^{-2}$ ,  $w \approx 1$ , and  $c = 3 \times 10^8m.s^{-1}$ . By putting (4) and these values in equation (9), we can estimate the following range for the cosmological constant,

$$\Lambda \approx 0.6 \times 10^{-52}m^{-2}. \quad (10)$$

By using of the *Planck*(2018) values of  $\Omega_\Lambda = 0.6889 \pm 0.0056$  and  $H_0 = 67.66 \pm 0.42(km/s)/Mpc$ ,  $\Lambda$  has the value of [18]

$$\Lambda = 3\Omega_\Lambda\left(\frac{H_0}{c}\right)^2 = 1.1056 \times 10^{-52}m^{-2}. \quad (11)$$

The cosmological constant value in relation (9) depends on both the surface energy and the radius of the different voids, but the order obtained for the  $\Lambda$ , in each case is very close to the value (11) i.e.  $\approx \mathcal{O}(10^{-51} - 10^{-53})m^{-2}$ . So, instead of vacuum energy, replacing the energy of the almost empty space between the galaxies clusters, we can solve the cosmological constant problem very closely. In other words, the density of void-dominated state works much closer to the density of a quasi-vacuum state in our model.

## V. SUMMARY AND SOME POSSIBLE CONSEQUENCES OF MODEL

Like the standard model of cosmology that consider cosmic fluid in the vacuum, radiation and matter phases, separately; we have proposed that the present cosmic fluid composed of two phases, voids (under-dense regions) and matter (over-dense regions), simultaneously. Since the dominant volume of the present cosmic web is formed by voids, based the the present model, the negative pressure is inevitable at large scale. That is, the cosmic gas is considered as composed of so many bubbles or voids, each of which has pressure less than the clusters pressure, and hence the total pressure of the universe at large scale would become negative. In other words our universe at local clusters scales is in the matter-dominated phase with attractive gravity, while at global cosmic scales is in a void-dominated phase with repulsive gravity. As a result of the void-dominated fluid model, it can be deduced that the our universe at present time is in a quasi-vacuum state with quasi-de Sitter background geometry with negative pressure.

As an interesting point, the merging of the cosmic voids at their's surfaces produce both of clustering (positive pressure) at small scales and accelerating (negative pressure) at large scales, simultaneously. In a very similar way to what is found in the soap bubbles or overflowing process in the boiling milk [14]. Another interesting point is that the source of this negative pressure (or repulsive gravity) is the surface tension at the surface of the voids. While we know that the surfaces of these bubbles formed due to the gravitational merging/clustering of the galaxies, the main force behind clustering is the attractive gravity itself. So, from attractive gravity at small scales will produce the repulsive gravity at large scales. Finally, in a void-dominated regions, by dimensional calculating of the surface tension on the boundary of voids, we were able to estimate a range for cosmological constant values. These values were very close to those given by the *Planck*2018. Also, we have obtained a same value for clusters and super clusters surface tension of about  $(\sim \mathcal{O}(10^{15})\frac{J}{m^2})$

Since, the cosmological constant value depends on the radius of the voids, i.e.  $\Lambda \sim \gamma/r_{void}$ , so  $\Lambda$  and the corresponding

Hubble constant  $H_0$  depends on the size and surface energy of the voids. Consequently, the global Hubble constant derived from the CMB and the local one devised from galaxy surveys, including the Local Supercluster, have to differ. Even the local value of Hubble constant should be larger than its global value [20, 21]. This issue and other consequences of the model will be investigated and presented in future works.

### Acknowledgments

EY would like to acknowledge B. Khanpour, M. Mohsenzadeh, and A. Talebian for their constructive discussions. This work has been supported by the Islamic Azad University, Ayatollah Amoli Branch, Amol, Iran.

- 
- [1] A. G. Riess et al, *Astrophys. J.*, **607**, 284, (2004), astro-ph/0402512.
  - [2] S. J. Perlmutter et al., *Astrophys. J.*, **517**, 565, (1999), astro-ph/9812133.
  - [3] N. D. Spergel et al., *Astrophys. J. Suppl.* **148**, 175, (2003), astro-ph/0302209.
  - [4] P. A. R. Ade et al, *Astron. Astrophys* **594**(2015)A13, arXiv:1502.01589.
  - [5] S. K. Srivastava, *General Relativity and Cosmology*, PHI (2008).
  - [6] T. P. Cheng, *Relativity, Gravitation and Cosmology A Basic Introduction*, Oxford University Press, New York, Second Edition (2010).
  - [7] M. Khanpour, E. Yusofi and B. Khanpour, arxiv:1709.08612v4.
  - [8] R. Cowen, Vast cosmic voids merge like soap bubbles, *Nature*, 15 Oct 2015, DOI10.1038/nature.2015.18583.
  - [9] A. Pisani et al, Counting voids to probe dark energy, *Phys. Rev. D* **92**, 083531 (2015).
  - [10] M. Karen, Are We Living in a Giant Cosmic Void, *Science*, 8 Jun 2017.
  - [11] N. Hamaus et al, Constraints on Cosmology and Gravity from the Dynamics of Voids, *Phys. Rev. Lett.* **117**, 091302 (2016).
  - [12] A. Einstein, Comment on Schrödingers Note On a System of Solutions for the Generally Covariant Gravitational Field Equations, *Physikalische Zeitschrift*, 19, 165 (1918). Translated by Engel A. in *The Collected Papers of Albert Einstein*, Volume 7, The Berlin Years: Writings, 1918-1921. (Princeton University Press, April 2002). <http://einsteinpapers.princeton.edu/vol7-trans/>.
  - [13] J. S. Farnes, *Astron. Astrophys.*, **620**, A92 (2018).
  - [14] E. Yusofi and M. Mohsenzadeh, 2010, *AER*, 9, 010201-1, 10.3847/AER2009035.
  - [15] H. J. Butt, K. Graf and M. Kappl, *Physics and Chemistry of Interfaces*, Wiley-VCH, (2003).
  - [16] L. E. Reichl, *A Modern Course in Statistical Physics*, 4th Edition, Wiley-VCH, (2016).
  - [17] Y. Hoffman et al, The dipole repeller, *Nature Astronomy*, **1**, 0036 (2017).
  - [18] Planck Collaboration (2018). arXiv:1807.06209.
  - [19] E. Yusofi, *Mod. Phys. Lett. A*, **33**, 37 (2018).
  - [20] V. G. Gurzadyan and A. Stepanian, *Eur. Phys. J. C* **79**, 568, 2019.
  - [21] L. Lombriser, *Phys. Lett. B* **803**, 135303 (2020).