

ROAM: Recurrently Optimizing trACKing Model

Tianyu Yang¹ Pengfei Xu² Runbo Hu² Hua Chai² Antoni B. Chan¹

¹ City University of Hong Kong ² DiDi

tianyyang8-c@my.cityu.edu.hk abchan@cityu.edu.hk
{xupengfeipf, hurunbo, chaihua}@didiglobal.com

Abstract

Online updating a tracking model to adapt to object appearance variations is challenging. For SGD-based model optimization, using a large learning rate may help to converge the model faster but has the risk of letting the loss wander wildly. Thus traditional optimization methods usually choose a relatively small learning rate and iterate for more steps to converge the model, which is time-consuming. In this paper, we propose to offline train a recurrent neural optimizer to predict an adaptive learning rate for model updating in a meta learning setting, which can converge the model in a few gradient steps. This substantially improves the convergence speed of updating the tracking model, while achieving better performance. Moreover, we also propose a simple yet effective training trick called Random Filter Scaling to prevent overfitting, which boosts the performance greatly. Finally, we extensively evaluate our tracker, ROAM, on the OTB, VOT, GOT-10K, TrackingNet and LaSOT benchmark and our method performs favorably against state-of-the-art algorithms.

1. Introduction

Generic visual object tracking is the task of estimating the bounding box of a target in a video sequence given only its initial position. Typically, the preliminary model learned from the first frame needs to be updated continuously to adapt to the target’s appearance variations caused by rotation, illumination, occlusion, deformation, etc. However, it is challenging to optimize the initial learned model efficiently and effectively as tracking proceeds. Training samples for model updating are usually collected based on estimated bounding boxes, which could be inaccurate. Those small errors will accumulate over time, gradually resulting in model degradation. Furthermore, SGD-based optimization methods usually take a large number of gradient steps to converge, especially for the initial frame, resulting in lower than real-time speed.

To avoid model updating, which may introduce unreliable training samples that ruin the model, several approaches [4, 42] investigate tracking by only comparing the first frame with the subsequent frames, using a similarity function based on a learned discriminant and invariant deep Siamese feature embedding. However, training such a deep representation is difficult due to drastic appearance variations that commonly emerge in long-term tracking. Other methods either update the model via an exponential moving average of templates [17, 45], which marginally improves the performance, or optimize the model with hand-designed SGD methods [33, 40], which needs numerous iterations to converge thus preventing real-time speed. Limiting the number of SGD iterations can allow near real-time speeds, but at the expense of poor quality model updates due to the loss function not being optimized sufficiently. Recent works improve SiamFC [4] by introducing various model updating strategies, including recurrent generation of target template filters through a convolutional LSTM [48], a dynamic memory network [49], where object information is written into and read from an addressable external memory, and distractor-aware incremental learning [53], which make use of hard-negative templates around the target to suppress distractors. It should be noted that all these algorithms essentially achieve model updating by linearly interpolating old target templates with the newly generated one, in which the major difference is how to control the weights when combining them. This is far from optimal compared with optimization methods using gradient decent, which minimize the tracking loss directly to adapt to new target appearances.

In this paper, we address the aforementioned problems of SGD-based tracking algorithms by proposing a recurrent model optimization method to learn a more effective gradient descent that converges the model update in 1-2 steps, and generalizes better to future frames. A large number of traditional optimization methods including Momentum [44], Adagrad [10], Adadelata [50], RMSProp [43] and ADAM [20], have been proposed to improve vanilla SGD.

Essentially, they are designed from two aspects: adaptive learning rate and smoothed gradient. However, such hand-crafted optimization methods do not converge well under a small number of gradient steps, which makes them less appropriate for the tracking problem that needs fast performance. Inspired by recent works [6, 36, 13] on *learning to learn* or *meta-learning*, where the optimizer itself is a neural network, we propose to optimize the tracking model in a meta-learning setting, *i.e.*, minimizing an objective function that measures the optimizer’s generalization performance under a fixed number of gradient steps. The key idea is to train a neural optimizer that can converge the tracking model to a good solution in a few gradient steps. During the training phase, the tracking model is first updated using the neural optimizer, and then it is applied on future frames to obtain an error signal for minimization. Under this particular setting, the resulting optimizer converges the tracking classifier significant faster than SGD-based optimizers, especially for learning the initial tracking model. The neural optimizer is known to have the difficulty in generalizing well on new problems [28, 46, 1], since it is prone to overfit to specific tasks due to the lack of diversity. We propose a training trick of randomly scaling the objects in image patches to produce different sized filters, which forces the optimizer learn an adaptive learning rates for model updating, instead of similar learning rates for a specific filter size. Although simple, this strategy improves the generalization ability of the learned optimizer and achieves significant performance gain. In summary, our contributions are:

- We propose a recurrent neural optimizer, which is trained in a meta-learning setting, that recurrently updates the tracking classifier with faster convergence.
- We propose a simple yet effective training trick, called Random Filter Scaling, to prevent overfitting and improve the generalization ability of the learned neural optimizer.
- We conduct comprehensive experiments on large scale datasets OTB, VOT, GOT-10K, TrackingNet and LaSOT and our tracker achieves favorable performance compared with the state-of-the-art.

2. Related Work

SGD based Trackers. There are two main SGD-based tracking frameworks that have achieved high performance: 1) tracking as binary classification [15, 33, 41, 19] between foreground and background; 2) tracking by response regression [40, 26, 34] conditioned on a deep feature representation. For the first category, a set of training samples are drawn from each frames around the predicted bounding box for training the tracking model. Typically, the labels of these image patches are determined by computing their IoU (Intersection over Union) with the estimated rectangle. Those with higher IoU are considered as positive, while

those with lower IoU are marked as negative [41, 33]. However, the disadvantage of these methods is slow convergence when model updating and inefficient target searching algorithms, like candidate sampling or sliding windows, which are not desirable for real-time applications.

For the second category, the target is localized by predicting a heat map where the region corresponding to the object has a higher value. The relative shift of the target is computed by measuring the distance between the coordinate with highest score and the center of the search patch [17, 9, 3, 4]. The scale change of the object is obtained by running on search patches with multiple scales. Unlike binary classification trackers, which inefficiently test candidate samples with different positions and scales, response regression methods utilize several convolution layers to predict a heat map to indicate the possibility of the target presence at different positions. Inspired by meta learning applied on few-shot classification [13], [34] proposes to train the *initial* tracking model in a meta-learning setting, which shows promising results. However, it still uses traditional SGD to optimize the tracking model during the subsequent frames, which is not effective to adapt to new appearance and slow in updating the model. In contrast to these trackers, our off-line learned recurrent neural optimizer can update the model in only one or two gradient steps, resulting in much faster runtime speed, and better accuracy.

Learning to learn. Learning to learn or meta-learning has a long history [37, 2, 32]. With the recent successes of applying meta-learning on few-shot classification [36, 31] and reinforcement learning [13, 38], it has regained attention. The pioneering work [1] designs an off-line learned optimizer using gradient decent and shows promising performance compared with traditional optimization methods. However, it does not generalize well for large numbers of descent step. To mitigate this problem, [28] proposes several training techniques, including parameters scaling and combination with convex functions to coordinate the learning process of the optimizer. [46] also addresses this issue by designing a hierarchical RNN architecture with dynamically adapted input and output scaling. In contrast to other works that output an increment for each parameter update, which is prone to overfitting due to different gradient scales, we instead associate an adaptive learning rate produced by a recurrent neural network with the computed gradient for fast convergence of the model update.

3. Recurrently Optimizing Tracking Model

Our ROAM method is built on the framework of tracking by response regression, whose modules include feature extraction and response generation. Our work mainly focuses on improving the second module, *i.e.*, recurrently predicting accurate response maps for object localization. To this end, we design a recurrent model optimization algorithm,

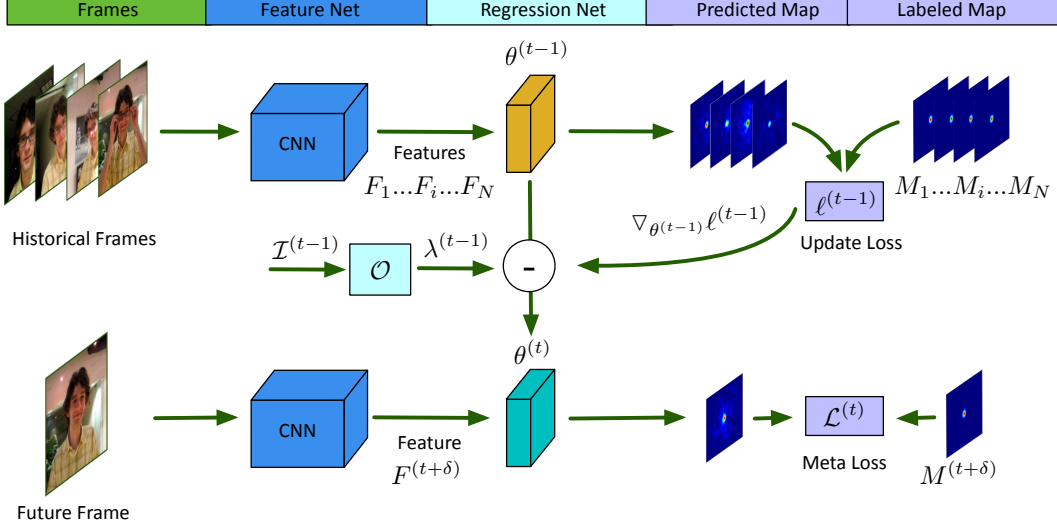


Figure 1. Pipeline of ROAM. Given a mini-batch of training patches, deep features are extracted by *Feature Net*. The response map is predicted for each sample using the *Regression Net*, from which the update loss $\ell^{(t-1)}$ with ground truth and its gradient $\nabla_{\theta^{(t-1)}} \ell^{(t-1)}$ are computed. Next, the element-wise stack of previous learning rates, current parameters, current update loss and its gradient are input into a coordinate-wise LSTM to generate the adaptive learning rate as in (5). The model is then updated using one gradient decent step as in (3). Finally, we apply the updated model on a randomly selected future frame to get a meta loss for minimization as in (7)

as well as a training trick called Random Filter Scaling, to cooperatively improve the tracking performance.

3.1. Recurrent Model Optimization

Traditional optimization methods have the problem of slow converge due to small learning rates and limited training samples, while simply increasing the learning rate has the risk of the training loss wandering wildly. Instead, we design a recurrent neural optimizer, which is trained to converge the model to a good solution in a few gradient steps¹, to update the tracking model. Our key idea is based on the assumption that *the best optimizer should be able to update the model to generalize well on future frames*. During the *offline* training stage, we perform a one step gradient update on the tracking model using our recurrent neural optimizer and then minimize its loss on the next few frames. Once the *offline* learning stage is finished, we use this learned neural optimizer to recurrently update the tracking model to adapt to appearance variations. The optimizer trained in this way will be able to quickly converge the model update to generalize well for future frame tracking.

We briefly illustrate our algorithm in Fig. 1. The feature network is a pre-trained CNN, which is fixed during training. The response regression network is denoted as $\mathcal{R}(F; \theta)$, where F is the feature map input and θ are the parameters. The response regression is trained with L2-loss,

$$L(F, \theta, M) = \|\mathcal{R}(F; \theta) - M\|^2, \quad (1)$$

¹We only use one gradient step in our experiment, while considering multiple steps is straightforward.

where M is the corresponding label map which is built using a 2D Gaussian function

$$M(x, y) = \exp \left(-\alpha \left(\frac{(x - x_0)^2}{\sigma_x^2} + \frac{(y - y_0)^2}{\sigma_y^2} \right) \right) \quad (2)$$

where $(\sigma_x, \sigma_y) = (w/c, h/c)$. α controls the shape of the response map. A typical tracking process updates the regression model using historical training examples and then tests this updated model on the following frames until the next update. We simulate this scenario in a meta-learning paradigm by recurrently optimizing the response regression network, and then testing it on a future frame.

Specifically, the regression network is updated by

$$\theta^{(t)} = \theta^{(t-1)} - \lambda^{(t-1)} \odot \nabla_{\theta^{(t-1)}} \ell^{(t-1)}, \quad (3)$$

where $\lambda^{(t-1)}$ is a fully element-wise learning rate that has the same dimension with the regression network parameters $\theta^{(t-1)}$, and \odot is element-wise multiplication. The learning rate is recurrently generated as

$$\mathcal{I}^{(t-1)} = [\lambda^{(t-2)}, \nabla_{\theta^{(t-1)}} \ell^{(t-1)}, \theta^{(t-1)}, \ell^{(t-1)}], \quad (4)$$

$$\lambda^{(t-1)} = \sigma(\mathcal{O}(\mathcal{I}^{(t-1)}; \omega)), \quad (5)$$

where $\mathcal{O}(\cdot; \omega)$ is a coordinate-wise LSTM [1] parameterized by ω , which shares the parameters across all dimensions of input, and σ is the sigmoid function to bound the predicted learning rate. The LSTM input $\mathcal{I}^{(t-1)}$ is an element-wise stack of the previous learning rate $\lambda^{(t-2)}$, the current parameters $\theta^{(t-1)}$, the current update loss $\ell^{(t-1)}$

and its gradient $\nabla_{\theta^{(t-1)}} \ell^{(t-1)}$, along a new axis². The current update loss $\ell^{(t-1)}$ is computed from a mini-batch of n updating samples,

$$\ell^{(t-1)} = \frac{1}{n} \sum_{j=1}^n L(F_j, \theta^{(t-1)}, M_j), \quad (6)$$

where the updating samples (F_j, M_j) are collected from the previous τ frames, where τ is the frame interval between model updates during online tracking. Finally, we test the newly updated model $\theta^{(t)}$ on a randomly selected future frame³ and obtain the *meta loss*,

$$\mathcal{L}^{(t)} = L(F^{(t+\delta)}, \theta^{(t)}, M^{(t+\delta)}), \quad (7)$$

where δ is randomly selected within $[0, \tau - 1]$.

During offline training stage, we perform the aforementioned procedure on a mini-batch of videos and get an averaged meta loss for optimizing the neural optimizer,

$$\bar{\mathcal{L}} = \frac{1}{NT} \sum_i^N \sum_t^T \mathcal{L}_{\mathcal{V}_i}^{(t)}, \quad (8)$$

where N is the batch size and T is the number of model update, and $\mathcal{V}_i \sim p(\mathcal{V})$ is a video clip sampled from training episodes. It should be noted that the initial regression parameter $\theta^{(0)}$ and initial learning rate $\lambda^{(0)}$ are also trainable variables, which are jointly learned with the neural optimizer \mathcal{O} . By minimizing the averaged meta loss $\bar{\mathcal{L}}$, we aim to train a neural optimizer that can update the tracking model \mathcal{R} to generalize well on subsequent frames, as well as to learn a beneficial initialization of \mathcal{R} , which is broadly applicable to different tasks (*i.e.* videos). The overall training process is detailed in Algorithm 1.

3.2. Gradient Flow

Note that our recurrent model optimization process involves a gradient update step (see Eq. 3), which may need to compute the second derivative when minimizing the meta loss. Specifically, we show the computation graph of the offline training process of our framework in Fig. 2, where the gradients flow backwards along the solid lines and ignores the dashed lines. For the initial frame (Fig. 2 left), we aim to learn a conducive regression network $\theta^{(0)}$ and learning rates $\lambda^{(0)}$ that can fast adapt to different videos with one gradient step, which is correlated closely with the tracking model $\theta^{(1)}$. Therefore, we back-propagate through

²We therefore get an $|\theta| \times 4$ matrix, where $|\theta|$ is the number of parameters in θ . Note that the current update loss $\ell^{(t-1)}$ is broadcasted to have compatible shape with other vectors. To better understand this process, we can treat the input of LSTM as a mini-batch of vectors where $|\theta|$ is the batch size and 4 is the dimension of the input vector.

³We found that using more than one future frame does not improve performance but costs more time during the off-line training phase.

Algorithm 1 Offline training of ROAM

Input:

$p(\mathcal{V})$: distribution over training videos.

Output:

$\theta^{(0)}, \lambda^{(0)}$: initial regression model and learning rates.

ω : recurrent neural optimizer.

- 1: Initialize all network parameters.
 - 2: **while** not done **do**
 - 3: Draw a mini-batch of videos: $\mathcal{V}_i \sim p(\mathcal{V})$
 - 4: **for** all \mathcal{V}_i **do**
 - 5: Compute $\theta^{(1)} \leftarrow \theta^{(0)} - \lambda^{(0)} \odot \nabla_{\theta^{(0)}} \ell^{(0)}$ in (3).
 - 6: Compute meta loss $\mathcal{L}^{(1)}$ using (7).
 - 7: **for** $t = \{1 + \tau, 1 + 2\tau, \dots, 1 + (T - 1)\tau\}$ **do**
 - 8: Compute adaptive learning rate $\lambda^{(t-1)}$ using neural optimizer \mathcal{O} as in (5).
 - 9: Compute updated model $\theta^{(t)}$ using (3).
 - 10: Compute meta loss $\mathcal{L}^{(t)}$ using (7).
 - 11: **end for**
 - 12: **end for**
 - 13: Compute averaged meta loss $\bar{\mathcal{L}}$ using (8).
 - 14: Update $\theta^{(0)}, \lambda^{(0)}, \omega$ by computing gradient of $\bar{\mathcal{L}}$.
 - 15: **end while**
-

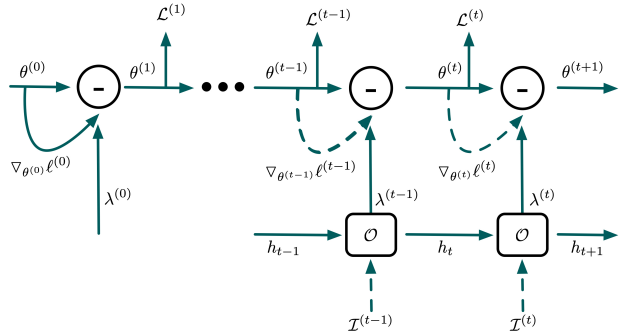


Figure 2. Computation graph of the recurrent neural optimizer. Dashed lines are ignored during backpropagation of the gradient.

both the gradient update step and the gradient of the update loss (*i.e.* computing the second derivative). For the subsequent frames, our goal is to learn the online neural optimizer \mathcal{O} , which is independent of the tracking model $\theta^{(t)}$ that is being optimized. Hence, we choose to ignore the gradient paths along the update loss gradient $\nabla_{\theta^{(t-1)}} \ell^{(t-1)}$, and the neural optimizer inputs $\mathcal{I}^{(t-1)}$, which are composed of historical context vectors computed from the tracking model. The effect of this simplification is to focus the training more on improving the neural optimizer to reduce the loss, rather than on secondary items, such as the LSTM input or loss gradient.

3.3. Random Filter Scaling

As discussed in [28, 46, 1], the neural optimizer has difficulty to generalize well on new tasks due to overfitting.

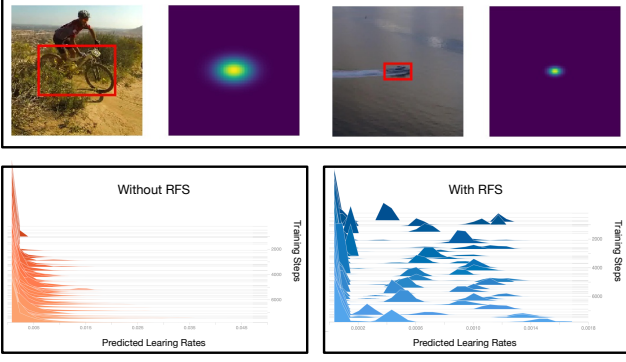


Figure 3. Top: Training examples with Random Scaling; Bottom: Histogram of predicted learning rates during offline training,

By analyzing the learned behavior of the neural optimizer, we found that our preliminary trained optimizer will predict similar learning rates (see Fig. 3 bottom-left). As our response regression network resizes the response filter dynamically based on the target size (see Section 5 for details), we attribute the overfitting to the regression network only seeing the same size convolution filter during offline training. Thus, we propose a regularization training trick called Random Filter Scaling (RFS) to overcome this overfitting.

In more details, the convolutional filters for subsequent frames are initialized by first resizing $\theta^{(0)}$ and $\lambda^{(0)}$ to a specific target’s size using bilinear interpolation, and then one gradient step is performed as in [34]. Therefore the object size determines the spatial size of the filters. During standard offline training, the ROI image patches are first cropped based on the ground truth bounding box, and then resized to the same size for batch computing. This causes all objects in a mini-batch have similar object size, and so do the response convolutional filters. Thus the optimizer \mathcal{O} rarely sees filters with other sizes, leading to overfitting to the specific spatial size. To effectively scale the filters, we propose to randomly scale the object in the image patches, thus producing filters with various sizes in a mini-batch during offline training. Specifically, we randomly select a search scale for video \mathcal{V}_i in a mini-batch,

$$s_{\mathcal{V}_i} \sim \mathcal{U}(s - \gamma, s + \gamma), \quad (9)$$

where s is the scale factor and γ is the range shift factor. \mathcal{U} is a uniform distribution. These resized images patch will produces objects with different sizes (see Fig. 3 top). In this way, the neural optimizer is forced to predict an adaptive learning rate for filters for different spatial sizes, rather than to produce similar learning rates for a specific filter size (see Fig. 3 bottom-right).

4. Online Tracking via ROAM

We use the offline trained neural optimizer, initial regression model and learning rate to perform online tracking.

The overall process is similar to offline training except that we do not compute the meta loss or its gradient.

Model Initialization. Given the first frame, we first crop an image patch centered on the provided bounding box and compute its feature map. Then we use this example, as well as the offline learned $\theta^{(0)}$ and $\lambda^{(0)}$, to perform one-step gradient update to build an initial model $\theta^{(1)}$ as in (3).

Bounding Box Estimation. We estimate the object bounding box by first predicting its center and then estimating its scale. For subsequent frames, we crop an image patch centered on the previous predicted location of the object. The image patch is then fed into the CNN feature extractor and regression network successively to obtain a response map, which is then multiplied by a Gaussian-like motion map to suppress large movement. The object shift is computed by multiplying the displacement between position of maximum value and the map center, by the CNN feature stride. We crop a pyramid of 3 scaled image patches centered on the estimated position to predict the scale change, which is multiplied by the previous object size. To smoothen the results, we linearly interpolate this estimated object size with the previous one.

Model Updating. We update the model every τ frame. Even though offline training used the previous τ frames to perform a one-step gradient update of the model, in practice, we find that using more than one step could further improve the performance during tracking (see Sec. 6.2). Therefore, we adopt two-step gradient update using the previous 2τ frames in our experiments.

5. Implementation Details

Patch Cropping. Given a bounding box of the object (x_0, y_0, w, h) , the ROI of the image patch has the same center (x_0, y_0) and takes a larger size $S_w = S_h = s\sqrt{wh}$, where s is a scale factor, to cover some background. Then, the ROI is resized to a fixed size $\mathcal{S} \times \mathcal{S}$ for batch processing, where $\mathcal{S} = s\mathcal{B}$ is computed based on a predefined object size \mathcal{B} , which we denote as the *Base Object Size* (BOS).

Network Structure. We use the first 12 convolution layers of the pretrained VGG-16 [39] as the feature extractor. The top max-pooling layers are removed to increase the spatial resolution of the feature map. The response regression network \mathcal{R} consists of two convolution layers. The first layer is a dimension reduction layer with filter size of $512 \times 64 \times 1 \times 1$ and the second layer is a response generation layer with canonical filter size of $64 \times 1 \times 13 \times 19$ which can be resized to different target sizes using bilinear interpolation for computing the response, as in [34]. We use two stacked LSTM layers with 20 hidden units for the neural optimizer \mathcal{O} . The whole network is trained on the VID dataset of ILSVRC [23], which is originally used for object video detection.

Hyper Parameters. We set the updating interval $\tau = 5$,

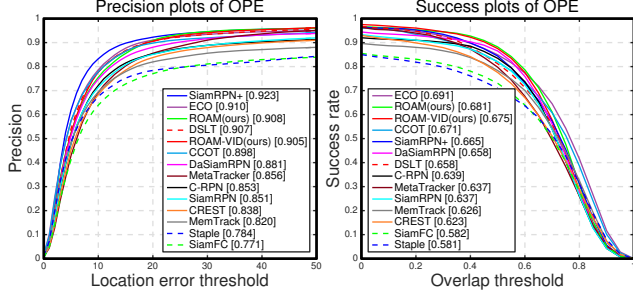


Figure 4. Precision and success plot on OTB-2015.

and the batch size of updating samples $n = 5$. The ROI scale factor is $s = 5$, and the range shift factor used in offline training is $\gamma = 3$. The response generation uses $\alpha = 20$, and the feature stride of the CNN feature extractor is $c = 4$.

Training Details. We use ADAM [20] optimization with a mini-batch of 16 video clips of length 31 on 4 GPUs (4 videos per GPU) to train our framework. The training datasets we used include ImageNet VID [23], GOT10k [18], TrackingNet [30] and LaSOT [11]. We use a learning rate of $1e-6$ for the initial regression parameters $\theta^{(0)}$ and the initial learning rate $\lambda^{(0)}$. For the recurrent neural optimizer \mathcal{O} , we use a learning rate of $1e-3$. We implement our tracker in Python with the PyTorch toolbox [35], and conduct the experiments on a computer with an NVIDIA Tesla P40 GPU and Intel(R) Xeon(R) CPU E5-2630 v4 @ 2.20GHz CPU.

6. Experiments

We evaluate our tracker ROAM on six benchmarks: OTB-2015 [47], VOT-2016 [21], VOT-2017 [22], GOT-10k [18], TrackingNet [30] and LaSOT [11].

6.1. Comparison Results with State-of-the-art

We compare our ROAM with recent response regression based trackers including MetaTracker [34], DSMT [26], MemTrack [49], CREST [40], SiamFC [4], CCOT [9], ECO [8], Staple [3], as well as recent state-of-the-art trackers including SiamRPN[24], DaSiamRPN [53], SiamRPN+ [52] and C-RPN [12] on both OTB and VOT datasets. For fair comparison, we also train a version of our ROAM using only ImageNet VID dataset, which is named by ROAM-VID. For the methods using SGD updates, the number of SGD steps followed their implementations.

OTB. Fig. 4 presents the experiment results on OTB-2015 dataset, which contains 100 sequences with 11 annotated video attributes. Both our ROAM and ROAM-VID achieve similar AUC compared with top performer ECO and outperform all other trackers. Specifically, our ROAM-VID surpasses MetaTracker [34], which is the baseline for meta learning trackers that uses traditional optimization method for model updating, by 5.7% and 6.0% on

	VOT-2016			VOT-2017		
	EAO(\uparrow)	A(\uparrow)	R(\downarrow)	EAO(\uparrow)	A(\uparrow)	R(\downarrow)
ROAM	0.384	0.556	0.183	0.331	0.505	0.226
ROAM-VID	0.357	0.547	0.209	0.297	0.509	0.249
MetaTracker	0.317	0.519	-	-	-	-
DaSiamRPN	0.411	0.61	0.22	0.326	0.56	0.34
SiamRPN+	0.37	0.58	0.24	0.30	0.52	0.41
C-RPN	0.363	0.594	-	0.289	-	-
SiamRPN	0.344	0.56	0.26	0.244	0.49	0.46
ECO	0.375	0.55	0.20	0.280	0.48	0.27
DSMT	0.343	0.545	0.219	-	-	-
CCOT	0.331	0.54	0.24	0.267	0.49	0.32
Staple	0.295	0.54	0.38	0.169	0.52	0.69
CREST	0.283	0.51	0.25	-	-	-
MemTrack	0.272	0.531	0.373	0.248	0.524	0.357
SiamFC	0.235	0.532	0.461	0.188	0.502	0.585

Table 1. Results on VOT-2016 and VOT-2017. The evaluation metrics include expected average overlap (EAO), accuracy value (Acc.), robustness value (Rob.). The top three performing trackers are colored with red, green and blue respectively.

the precision and success plots, respectively. We attribute the improvement to our newly proposed recurrent model optimization. Note that apart from ILSVRC, MetaTracker also uses 58 sequences of the VOT dataset (which do not overlap OTB) for training, while our ROAM-VID only uses the ILSVRC dataset for training.

VOT. Table 1 shows the comparison performance on VOT-2016 and VOT-2017 datasets. Our ROAM achieves second place of EAO on VOT-2016 and first place of EAO on VOT-2017. Specially, both our ROAM and ROAM-VID shows superior performance on robustness value compared with RPN based trackers which have no model updating, demonstrating the effectiveness of our recurrent model optimization scheme. In addition, our ROAM and ROAM-VID outperform the baseline MetaTracker [34] by 21.1% and 12.6% on EAO of VOT-2016, respectively.

GOT-10k. GOT-10k [18] is a large high-diverse dataset for object tracking that is proposed recently. There is no overlap in object categories between training split and test split, which follows the *one-shot learning setting* [13]. Therefore, using external training data is strictly forbidden when testing trackers on their online server. Following their protocol, we train our ROAM by using only the training split of this dataset. Table 2 shows the detailed comparison results on GOT-10k test dataset. Our ROAM obtains an AO of 0.436, a $SR_{0.5}$ of 0.466 and a $SR_{0.75}$ of 0.164, outperforming the second performing tracker SiamFCv2 with an improvement of 16.6%, 15.3% and 13.9% respectively.

TrackingNet. TrackingNet [30] provides more than 30K videos with around 14M dense bounding box annotations by filtering shorter video clips from Youtube-BB [5]. Note

	MDNet	CF2	ECO	CCOT	GOTURN	SiamFC	SiamFCv2	ROAM
	[33]	[29]	[8]	[9]	[16]	[4]	[45]	
AO(\uparrow)	0.299	0.315	0.316	0.325	0.342	0.348	0.374	0.436
SR _{0.5} (\uparrow)	0.303	0.297	0.309	0.328	0.372	0.353	0.404	0.466
SR _{0.75} (\uparrow)	0.099	0.088	0.111	0.107	0.124	0.098	0.144	0.164

Table 2. Results on GOT-10k. The evaluation metrics include average overlap (AO), success rate at 0.5 overlap threshold. (SR_{0.5}), success rate at 0.75 overlap threshold. (SR_{0.75}). The top three performing trackers are colored with red, green and blue respectively.

	Staple	CSRDCF	ECOhc	ECO	SiamFC	CFNet	MDNet	ROAM
	[3]	[27]	[8]	[8]	[4]	[45]	[33]	
AUC(\uparrow)	0.528	0.534	0.541	0.554	0.571	0.578	0.606	0.620
Prec.(\uparrow)	0.470	0.480	0.478	0.492	0.533	0.533	0.565	0.547
Norm. Prec.(\uparrow)	0.603	0.622	0.608	0.618	0.663	0.654	0.705	0.695

Table 3. Results on TrackingNet. The evaluation metrics include area under curve (AUC) of success plot, Precision, Normalized Precision. The top three performing trackers are colored with red, green and blue respectively.

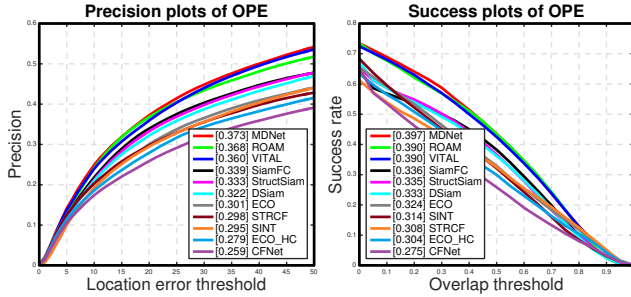


Figure 5. Precision and success plot on LaSOT test dataset

that we only use the training split of this dataset to train our tracker. Table 3 presents the detailed comparison results on TrackingNet test dataset. Our ROAM achieves best AUC and second place on other two metrics.

LaSOT. LaSOT [11] is a recently proposed large-scale tracking dataset. We evaluate our ROAM with top 10 performing trackers of the benchmark, including MDNet [33], VITAL [41], SiamFC [4], StructSiam [51], DSiam [14], SINT [14], ECO [8], STRCF [25], ECO.HC [8] and CFNet [45], on the testing split which consists of 280 videos. Fig. 5 presents the comparison results of precision plot and success plot on LaSOT testset. Our ROAM achieves the second place on both success plot and precision plot compared with state-of-the-art trackers on the benchmark respectively.

6.2. Ablation Study

To take a deep analysis of the proposed tracking algorithms, we study our trackers from various aspects. Note all these ablations are trained only on ImageNet VID dataset for simplicity.

Impact of Different Modules. Our main contributions include the recurrent neural optimizer for effective model updating, as well as the random filter scaling (RFS) to pre-

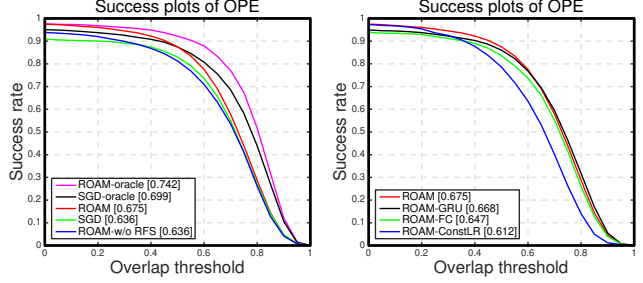


Figure 6. Ablation Study on OTB-2015 with different variants of ROAM.

vent overfitting. To verify the effectiveness of these modules, we design four variants of our framework: 1) *SGD*: replacing recurrent neural optimizer with traditional SGD for model updating (using the same number of gradient steps as ROAM); 2) *ROAM-w/o RFS*: training a recurrent neural optimizer without RFS; 3) *SGD-Oracle*: using the ground-truth bounding boxes to build updating samples for SGD during the testing phase; 4) *ROAM-Oracle*: using the ground-truth bounding boxes to build updating samples for ROAM during the testing phase. The results are presented in Fig. 6 (left). ROAM gains about 6% improvement on AUC compared with the baseline SGD, demonstrating the effectiveness of our recurrent model optimization method on model updating. Without RFS during offline training, the tracking performance drops substantially due to overfitting. ROAM-Oracle performs better than SGD-Oracle, showing that our offline learned neural optimizer is more effective than traditional SGD method using the same updating samples. In addition, these two oracles (SGD-oracle and ROAM-oracle) achieve higher AUC score compared with their normal versions, indicating that the tracking accuracy could be boosted by improving the quality of the updating samples.

Architecture of Neural Optimizer. To investigate more architectures of the neural optimizer, we presents three variants of our method: 1) *ROAM-GRU*: using two stacked Gated Recurrent Unit (GRU) [7] as our neural optimizer; 2) *ROAM-FC*: using two linear fully-connected layers followed by tanh activation function as the neural optimizer; 3) *ROAM-ConstLR*: using a learned *constant* element-wise learning rate for model optimization instead of the adaptively generated one. Fig. 6 (right) presents the results. ROAM-GRU decreases the AUC a little, while ROAM-FC gets much lower AUC compared with ROAM, showing the importance of our recurrent structure. Moreover, the performance drop of ROAM-ConstLR verifies the necessity of using an adaptable learning rate for model updating.

FPS vs Base Object Size. The BOS controls the size of the search image, as well as the spatial size of the convolutional filter in the regression network. With smaller BOS, the tracking speed could be increased and vice versa. To

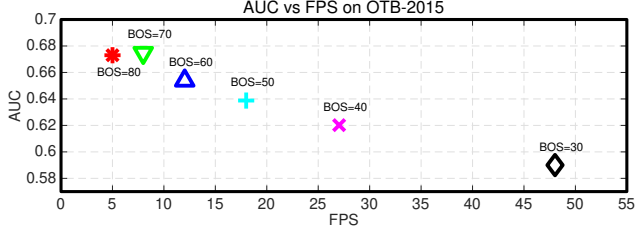


Figure 7. AUC vs. FPS using different BOS on OTB-2015.

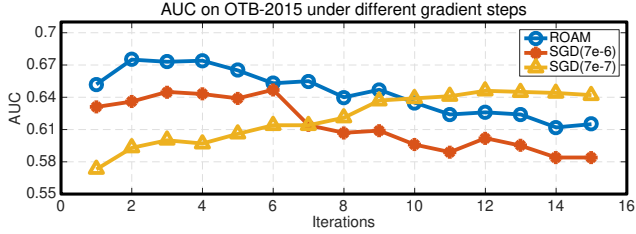


Figure 8. AUC vs. gradient steps on OTB-2015.

study its impact on tracking speed, Fig. 7 presents the plot of tracking accuracy versus BOS. The performance grows as BOS increases, and saturates at 70. Using a smaller BOS improves the tracking speed, while hurting the accuracy.

More Steps in Updating. During offline training, we only perform one-step gradient descent to optimize the updating loss. We investigate the effect of using more than one gradient step on tracking performance during the test phase for both ROAM and SGD (see Fig. 8). Our method can be further improved with more than one step, but will gradually decrease when using too many steps. This is because our framework is not trained to perform so many steps during the offline stage. We also use two fixed learning rates for SGD, where the larger one is $7e-6$ ⁴ and the smaller one is $7e-7$. Using a larger learning rate, SGD could reach its best performance much faster than using a smaller learning rate, while both have similar best AUC. Our ROAM consistently outperforms SGD($7e-6$), showing the superiority of adaptive element-wise learning rates. Furthermore, ROAM with 1-2 gradient steps outperforms SGD($7e-7$) using a large number of steps, which shows the improved generalization of ROAM.

Update Loss Comparison. To show the effectiveness of our neural optimizer on minimizing the update loss, we compare the tracking loss over time between ROAM and SGD after two gradient steps for a few videos of OTB-2015 in Fig. 9 (see supplementary for more examples). Under the same number of gradient updates, our neural optimizer obtains lower loss compared with traditional SGD, demonstrating its faster converge for model optimization.

Why does ROAM work? As discussed in [34], directly using the learned initial learning rate $\lambda^{(0)}$ for model optimization in subsequent frames could lead to divergence.

⁴MetaTracker use this learning rate.

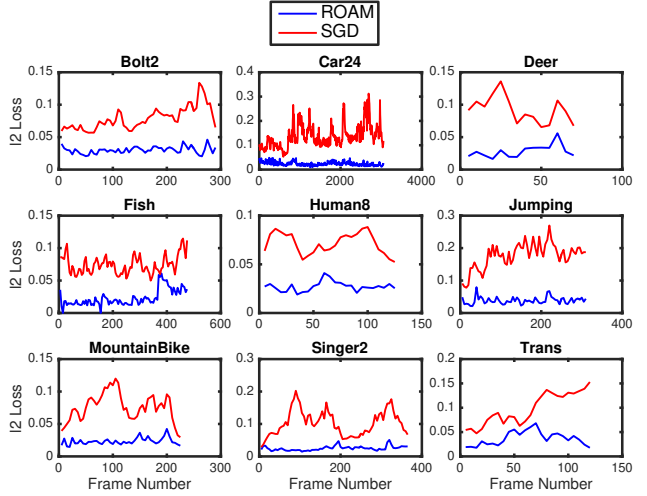


Figure 9. Comparison of update loss between ROAM and SGD using two-steps for each update.

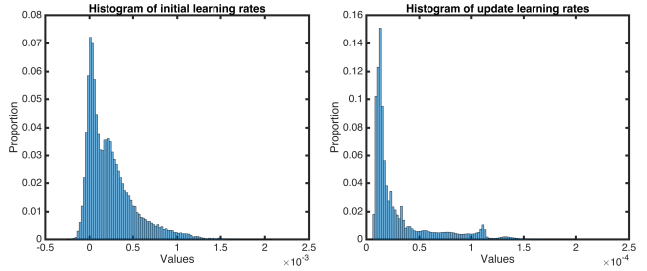


Figure 10. Histogram of initial learning rates and updating learning rates on OTB-2015.

This is because the learning rates for model initialization are relatively larger than the ones needed for subsequent frames, which therefore causes unstable model optimization. In particular, the initial regression model $\theta^{(0)}$ is offline trained to be broadly applicable to different videos, which therefore needs relatively larger gradient step to adapt to a specific task, leading to a relative larger $\lambda^{(0)}$. For the subsequent frames, the appearance variations could be sometimes small or sometimes large, and thus the model optimization process needs an adaptive learning rate to handle different situations. Fig. 10 presents the histograms of initial learning rates and updating learning rates on OTB-2015. Most of updating learning rates are relatively small because usually there are only minor appearance variations between updates. As is shown in Figs. 4, our ROAM, which performs model updating for subsequent frames with adaptive learning rates, obtains substantial performance gain compared with MetaTracker [34], which use a traditional SGD with a constant learning rate for model updating.

7. Conclusion

In this paper, we propose a recurrent model optimization method within a meta learning setting, in order to adapt the tracking model to new appearances in a few gradient steps.

Instead of producing an increment for parameter updating, which is prone to overfit due to different gradient scales, we recurrently generate adaptive learning rates for tracking model optimization using an LSTM. Moreover, we propose a simple yet effective training trick by randomly scaling the spatial size of the convolutional filters used in the regression network to prevent overfitting, which improves the performance significantly. Extensive experiments on OTB, VOT, GOT-10k, TrackingNet and LaSOT datasets demonstrate superior performance compared with state-of-the-art tracking algorithms.

References

- [1] M. Andrychowicz, M. Denil, S. Gomez, M. W. Hoffman, D. Pfau, T. Schaul, and N. de Freitas. Learning to Learn by Gradient Descent by Gradient Descent. In *NIPS*, 2016. 2, 3, 4
- [2] S. Bengio, Y. Bengio, J. Cloutier, and J. Gecsei. On the Optimization of a Synaptic Learning Rule. In *Preprints Conf. Optimality in Artificial and Biological Neural Networks*, 1992. 2
- [3] L. Bertinetto, J. Valmadre, S. Golodetz, O. Miksik, and P. Torr. Staple: Complementary Learners for Real-Time Tracking. In *CVPR*, 2016. 2, 6, 7
- [4] L. Bertinetto, J. Valmadre, J. F. Henriques, A. Vedaldi, and P. H. S. Torr. Fully-Convolutional Siamese Networks for Object Tracking. In *ECCV Workshop on VOT*, 2016. 1, 2, 6, 7
- [5] G. Brain, J. Shlens, S. Mazzocchi, G. Brain, and V. Vanhoucke. YouTube-BoundingBoxes : A Large High-Precision Human-Annotated Data Set for Object Detection in Video Esteban Real bear dog airplane zebra. In *CVPR*, 2017. 6
- [6] Y. Chen, M. Hoffman, S. Gomez Colmenarejo, M. Denil, T. P. Lillicrap, M. Botvinick, and N. de Freitas. Learning to Learn without Gradient Descent by Gradient Descent. In *ICML*, 2017. 2
- [7] K. Cho, B. Van Merriënboer, C. Gulcehre, D. Bahdanau, F. Bougares, H. Schwenk, and Y. Bengio. Learning phrase representations using rnn encoder-decoder for statistical machine translation. *arXiv preprint arXiv:1406.1078*, 2014. 7
- [8] M. Danelljan, G. Bhat, F. S. Khan, and M. Felsberg. ECO: Efficient Convolution Operators for Tracking. In *CVPR*, 2017. 6, 7
- [9] M. Danelljan, A. Robinson, F. S. Khan, and M. Felsberg. Beyond correlation filters: Learning continuous convolution operators for visual tracking. In *ECCV*, 2016. 2, 6, 7
- [10] J. Duchi, E. Hazan, and Y. Singer. Adaptive Subgradient Methods for Online Learning and Stochastic Optimization. *Journal of Machine Learning Research*, 2011. 1
- [11] H. Fan, L. Lin, F. Yang, and P. Chu. LaSOT : A High-quality Benchmark for Large-scale Single Object Tracking. In *CVPR*, 2019. 6, 7
- [12] H. Fan and H. Ling. Siamese Cascaded Region Proposal Networks for Real-Time Visual Tracking. In *CVPR*, 2019. 6
- [13] C. Finn, P. Abbeel, and S. Levine. Model-Agnostic Meta-Learning for Fast Adaptation of Deep Networks. In *ICML*, 2017. 2, 6
- [14] Q. Guo, W. Feng, C. Zhou, R. Huang, L. Wan, and S. Wang. Learning Dynamic Siamese Network for Visual Object Tracking. In *ICCV*, 2017. 7
- [15] B. Han, J. Sim, and H. Adam. BranchOut: Regularization for Online Ensemble Tracking with Convolutional Neural Networks. In *CVPR*, 2017. 2
- [16] D. Held, S. Thrun, and S. Savarese. Learning to Track at 100 FPS with Deep Regression Networks. In *ECCV*, 2016. 7
- [17] J. F. Henriques, R. Caseiro, P. Martins, and J. Batista. High-speed tracking with kernelized correlation filters. *TPAMI*, 2015. 1, 2
- [18] L. Huang, X. Zhao, S. Member, K. Huang, and S. Member. GOT-10k : A Large High-Diversity Benchmark for Generic Object Tracking in the Wild. *arXiv*, 2019. 6
- [19] I. Jung, J. Son, M. Baek, and B. Han. Real-Time MDNet. In *ECCV*, 2018. 2
- [20] D. P. Kingma and J. Ba. Adam: A method for stochastic optimization. *arXiv preprint arXiv:1412.6980*, 2014. 1, 6
- [21] M. Kristan, A. Leonardis, J. Matas, and M. Felsberg. The Visual Object Tracking VOT2016 Challenge Results. In *ECCV Workshop on VOT*, 2016. 6
- [22] M. Kristan, A. Leonardis, J. Matas, M. Felsberg, R. Pflugfelder, L. Č. Zajc, T. Vojír, G. Häger, A. Lukežič, A. Eldesokey, G. Fernández, and Others. The Visual Object Tracking VOT2017 Challenge Results. In *ICCV Workshop on VOT*, 2017. 6
- [23] A. Krizhevsky, I. Sutskever, and G. E. Hinton. Imagenet classification with deep convolutional neural networks. In *NIPS*, 2012. 5, 6
- [24] B. Li, J. Yan, W. Wu, Z. Zhu, and X. Hu. High Performance Visual Tracking with Siamese Region Proposal Network. In *CVPR*, 2018. 6
- [25] F. Li, C. Tian, W. Zuo, L. Zhang, and M.-H. Yang. Learning Spatial-Temporal Regularized Correlation Filters for Visual Tracking. In *CVPR*, 2018. 7
- [26] X. Lu, C. Ma, B. Ni, X. Yang, I. Reid, and M.-h. Yang. Deep Regression Tracking with Shrinkage Loss. In *ECCV*, 2018. 2, 6
- [27] A. Lukežič, T. Vojír, L. Čehovin, J. Matas, and M. Kristan. Discriminative Correlation Filter with Channel and Spatial Reliability. In *CVPR*, 2017. 7
- [28] K. Lv, S. Jiang, and J. Li. Learning Gradient Descent: Better Generalization and Longer Horizons. In *ICML*, 2017. 2, 4
- [29] C. Ma, J.-b. Huang, X. Yang, and M.-h. Yang. Hierarchical Convolutional Features for Visual Tracking. In *ICCV*, 2015. 7
- [30] M. Müller, A. Bibi, S. Giancola, S. Al-Subaihi, and B. Ghanem. TrackingNet: A Large-Scale Dataset and Benchmark for Object Tracking in the Wild. In *ECCV*, 2018. 6
- [31] T. Munkhdalai and H. Yu. Meta Networks. In *ICML*, 2017. 2
- [32] D. K. Naik and R. Mammone. Meta-neural networks that learn by learning. In *Neural Networks, 1992. IJCNN., International Joint Conference on*, 1992. 2
- [33] H. Nam and B. Han. Learning Multi-Domain Convolutional Neural Networks for Visual Tracking. In *CVPR*, 2016. 1, 2, 7

- [34] E. Park and A. C. Berg. Meta-Tracker: Fast and Robust On-line Adaptation for Visual Object Trackers. In *ECCV*, 2018. 2, 5, 6, 8
- [35] A. Paszke, S. Gross, S. Chintala, G. Chanan, E. Yang, Z. DeVito, Z. Lin, A. Desmaison, L. Antiga, and A. Lerer. Automatic differentiation in pytorch. In *NIPS-W*, 2017. 6
- [36] S. Ravi and H. Larochelle. Optimization As a Model for Few-Shot Learning. In *ICLR*, 2017. 2
- [37] J. Schmidhuber. *Evolutionary Principles in Self-referential Learning: On Learning how to Learn: the Meta-meta-meta...-hook*. PhD thesis, 1987. 2
- [38] J. Schulman, J. Ho, X. Chen, and P. Abbeel. Meta Learning Shared Hierarchies. *arXiv*, 2018. 2
- [39] K. Simonyan and A. Zisserman. Very Deep Convolutional Networks for Large-scale Image Recognition. In *ICLR*, 2015. 5
- [40] Y. Song, C. Ma, L. Gong, J. Zhang, R. Lau, and M.-H. Yang. CREST: Convolutional Residual Learning for Visual Tracking. In *ICCV*, 2017. 1, 2, 6
- [41] Y. Song, C. Ma, X. Wu, L. Gong, L. Bao, W. Zuo, C. Shen, R. Lau, and M.-H. Yang. VITAL: VISual Tracking via Adversarial Learning. In *CVPR*, 2018. 2, 7
- [42] R. Tao, E. Gavves, and A. W. M. Smeulders. Siamese Instance Search for Tracking. In *CVPR*, 2016. 1
- [43] T. Tieleman and G. Hinton. Lecture 6.5-rmsprop: Divide the gradient by a running average of its recent magnitude. *COURSERA: Neural networks for machine learning*, 2012. 1
- [44] P. Tseng. An Incremental Gradient (-projection) Method with Momentum Term and Adaptive Stepsize Rule. *SIAM Journal on Optimization*, 1998. 1
- [45] J. Valmadre, L. Bertinetto, F. Henriques, A. Vedaldi, and P. H. S. Torr. End-to-end representation learning for Correlation Filter based tracking. In *CVPR*, 2017. 1, 7
- [46] O. Wichrowska, N. Maheswaranathan, M. W. Hoffman, S. G. Colmenarejo, M. Denil, N. de Freitas, and J. Sohl-Dickstein. Learned Optimizers that Scale and Generalize. In *ICML*, 2017. 2, 4
- [47] Y. Wu, J. Lim, and M.-H. Yang. Object Tracking Benchmark. *PAMI*, 2015. 6
- [48] T. Yang and A. B. Chan. Recurrent Filter Learning for Visual Tracking. In *ICCV Workshop on VOT*, 2017. 1
- [49] T. Yang and A. B. Chan. Learning Dynamic Memory Networks for Object Tracking. In *ECCV*, 2018. 1, 6
- [50] M. D. Zeiler. ADADELTA: an Adaptive Learning Rate Method. *arXiv preprint arXiv:1212.5701*, 2012. 1
- [51] Y. Zhang, L. Wang, D. Wang, and H. Lu. Structured Siamese Network for Real-Time Visual Tracking. In *ECCV*, 2018. 7
- [52] Z. Zhang, H. Peng, and Q. Wang. Deeper and Wider Siamese Networks for Real-Time Visual Tracking. In *CVPR*, 2019. 6
- [53] Z. Zhu, Q. Wang, B. Li, W. Wu, J. Yan, and W. Hu. Distractor-aware Siamese Networks for Visual Object Tracking. In *ECCV*, 2018. 1, 6