

Generative Adversarial Network for Handwritten Text

Bo Ji* and Tianyi Chen†

February 28, 2020

Abstract

Generative adversarial networks (GANs) have proven hugely successful in variety of applications of image processing. However, generative adversarial networks for handwriting is relatively rare somehow because of difficulty of handling sequential handwriting data by Convolutional Neural Network (CNN). In this paper, we propose a handwriting generative adversarial network framework (HWGANs) for synthesising handwritten stroke data. The main features of the new framework include: (i) A discriminator consists of an integrated CNN-Long-Short-Term-Memory (LSTM) based feature extraction with Path Signature Features (PSF) as input and a Feedforward Neural Network (FNN) based binary classifier; (ii) A recurrent latent variable model as generator for synthesizing sequential handwritten data. The numerical experiments show the effectivity of the new model. Moreover, comparing with sole handwriting generator, the HWGANs synthesize more natural and realistic handwritten text.

1 Introduction

Learning generative sequential models is a long-standing machine learning challenge and historically in the domain of dynamic Bayesian networks (DBNs) such as Hidden Markov Model (HMMs), then further handled by Recurrent Neural Network. Among various sequential data, handwritten text has served for thousands of years as one of our primary means of communication. Nowadays, following the rapid development of electronic engineering, human being utilizes more and more stylus-based devices, like smartphone, whiteboard, or tablet to write text as digital ink which are easily processed and manipulated. However, despite promising progress in handwriting recognition, synthesizing handwritten text in digital ink is still relatively less exploited. Even though there exist a few well-designed RNN-based generative models [1, 2, 3] for handwritten text, it has been observed that sometimes, the synthesized texts of these models are not as natural as human-being’s normal written text.

On the other hand, generative adversarial networks (GANs) are a merging technique proposed in 2014 [4] to learn deep representation without numerous annotated training data. In literature, GANs consist of an expert, known as Discriminator \mathcal{D} , and a forger, known as Generator \mathcal{G} [5]. The forger creates forgeries with the aim of faking realistic images, while the expert aims at distinguishing between genuine and faked images. This architecture achieves the generation of high reality, consequently the representation learned by GANs may be used in a variety of applications of image processing, while currently less applied on sequential data generation. Therefore, a common analogy is to think of bringing the idea of GANs into handwritten text generation of digital ink in order to achieve more realistic handwritten text than handwritten generator alone.

*Zhejiang University, Email: gsorris27@gmail.com

†Microsoft Cloud & AI, Email: Tianyi.Chen@microsoft.com

In this paper, we propose a generative adversarial architecture to generate realistic handwritten strokes. The following bulleted points summarize our key contributions.

- We design a discriminator consisting of a compact CNN-LSTM based feature extraction, followed by an auxiliary feedforward neural network to distinguish between genuine and forgery hand-writing. The input of this feature extraction is encoded handwritten strokes following Path Signature Features [6].
- We construct an adversarial architecture by combining the designed discriminator and the handwritten generator proposed by Alex Grave [1], referred as Alex’s Generator throughout the whole remaining paper.
- We use HWGANs to obtain more realistic English handwritten text than Alex’s Generator. In general, HWGANs generate handwritten texts which distribute more spatially uniformly than Alex’s Generator. On the other hand, the handwritten samples synthesized by HWGANs are typically more neat and sometimes possess more diverse styles than Alex’s Generator.

The remainder of this paper is organized as follows. First, in Section 2, we briefly review some related work about handwritten text generation. Next, in Section 3, we move on to describe our proposed handwritten GANs (HWGANs), followed by numerically demonstrating the effectiveness of HWGANs in Section 4. And we finally conclude this paper in Section 5.

2 Related Work

Handwritten Text Image GANs: The GANs proposed on 2019 [7] aims at generating realistic images of handwritten texts, which is naturally a fit for Optical Character Recognition (OCR). The authors use bidirectional LSTM recurrent layers to get an embedding of the word to be rendered, and then feed it to the generator network. They also modify the standard GAN by adding an auxiliary network for text recognition. However, since this approach can not directly synthesize handwritten text of digital ink, although its generated images are realistic, an additional effective Ink Grab algorithm is further required for the conversion from image to digital stroke.

Variational RNN (VRNN) Handwritten Generator: VRNN [8] explores the inclusion of latent random variables into the hidden state of a RNN by combining a recurrent variational autoencoder (VAE), which is effective modeling paradigm to recover complex multimodal distributions over the non-sequential data space [9]. This VRNN has been numerically demonstrated by generating speech and handwritten data, while their synthesized handwritten data are not realistic enough.

Alex Grave’s Handwritten Generator: Alex Grave proposed an RNN based generator model to mimic handwriting data [1], referred as Alex’s Generator throughout the whole paper. For each timestamp, Alex’s Generator encodes prefix sampled path to produce a set of parameters of a probability distribution of next stroke point, then sample the next stroke point given this distribution. There are two variants of Alex’s Generator, i.e., handwritten predictor and handwritten synthesizer, where the later one has the capability to synthesize handwritten text for given text.

3 Proposed Adversarial Approach

In this section, we present our proposed adversarial approach for digital ink handwritten text generation. As standard architectures of GANs, HWGANs comprise a discriminator \mathcal{D} and a generator \mathcal{G} . Discriminator \mathcal{D} is used to distinguish realistic handwritten text from forgery ones,

and described in Section 3.1. In Section 3.2, we summarize generator \mathcal{G} , which is designed to forge realistic handwritten text to cheat discriminator adversarially.

For a more rigorous description, let us introduce the notations used throughout the whole remaining paper. Denote $H = \{S_1, S_2, \dots, S_n\}$ as a handwritten text instance, which consists of a sequence of strokes, where S_i refers as the i -th stroke of current handwritten instance. One stroke S comprises a sequential stroke points, i.e., $S = \{(x_1, y_1, s_1), (x_2, y_2, s_2), \dots, (x_m, y_m, s_m)\}$, where (x_i, y_i, s_i) is i -th stroke point with (x_i, y_i) as its coordinate axis and $s_i \in \{0, 1\}$ as pen up/down status respectively to indicate the starting or ending stroke point.

3.1 Discriminator

Discriminator \mathcal{D} is essentially a binary classifier to predict handwritten text of digital ink as a forgery or not. Consequently, feature extraction is important for successful classification. Since the target handwritten data H is sequential, handling the task by recurrent network seems a natural choice. However, digital ink representations of the same handwritten text, especially the number of stroke points, may be varied dramatically, among different underlying ink representation algorithms, and may further cause significant classification discrepancy by recurrent network. To solve this issue, rendering stroke points into binary images seems a solution, while lots of useful information like order and evolution of stroke points are lost after rendering. In order to balance rendering technique and sequential property of handwritten data, we uniformly sample the stroke points and further utilize Path Signature Features (PSF) which has been demonstrated the effectiveness in online handwritten text recognition [6].

Path signature feature is defined over a path, and calculated up to 2nd order [6]. More specifically, for each smallest stroke point path $\{(x_i, y_i), (x_{i+1}, y_{i+1})\}$ consisting of 2 consecutive points, the signature feature $p_{i,i+1} = (p_{i,i+1}^{(0)}, p_{i,i+1}^{(1)}, p_{i,i+1}^{(2)}) \in \mathbb{R}^7$ is calculated as follows:

$$\begin{aligned} p_{i,i+1}^{(0)} &= 1 \in \mathbb{R} \\ p_{i,i+1}^{(1)} &= (x_{i+1}, y_{i+1}) - (x_i, y_i) \in \mathbb{R}^2 \\ p_{i,i+1}^{(2)} &= p_{i,i+1}^{(1)} \otimes p_{i,i+1}^{(1)} \in \mathbb{R}^4 \end{aligned} \tag{1}$$

where \otimes represents Kronecker matrix product. It follows the definition of PSF (1) that PSF encodes geometrical and order information of stroke points into seven path signature maps. These seven path signature maps extracted as described above are stacked to form a seven-channel tensor denoted as T_I , which serves as the input of a following CNN-LSTM binary classification model, as illustrated in Figure I. The CNN-LSTM model consists of a CNN and an LSTM, whose configurations are displayed in Table I. CNN serves to encode extracted path signature feature into a matrix, since the input 3D tensor possesses variable widths, consequently results in that the output matrix of CNN possesses variable columns. Then each column of this encoded matrix is further fed into an LSTM cell sequentially, an FNN is assembled on the top of last output of the LSTM to calculate the probability of current instance as genuine written text. Thus loss function of discriminator is naturally selected as binary cross entropy loss. The whole procedure is shown in Figure II.

3.2 Generator

Generator \mathcal{G} is basically stacked LSTMs with sampling layers for generating strokes points from a certain initial stroke point. In this paper, we consider two architectures of generator designed for prediction and synthesis tasks, denoted as \mathcal{G}_p and \mathcal{G}_s proposed by Alex [1], illustrated as Figure III. The prediction generator \mathcal{G}_p only requires the network to generate random handwritten

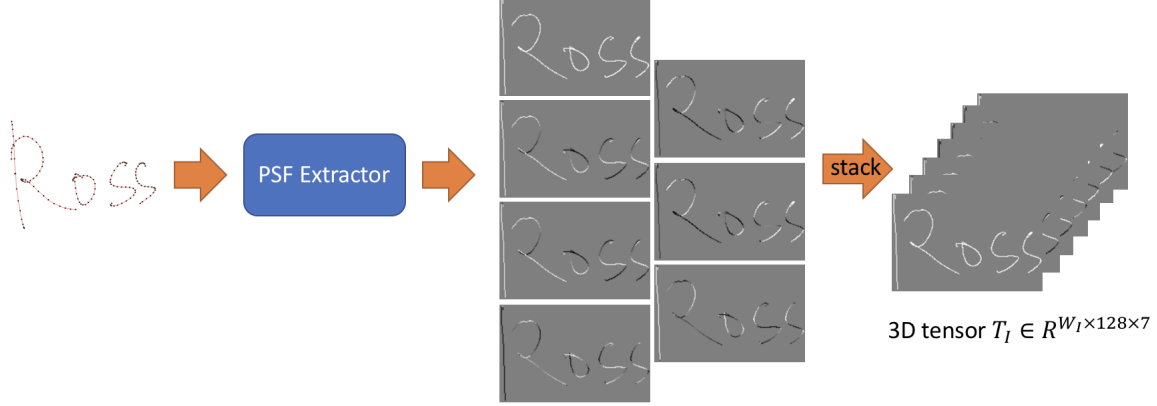


Figure I: Illustration of path signature feature extraction (up to 2nd order), where handwritten text instances are scaled to fixed height as 128, but varying width denoted as W_I .

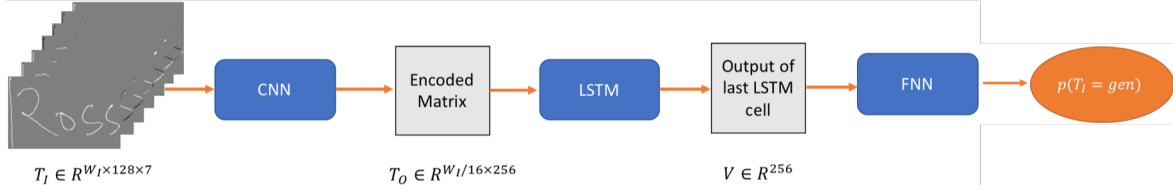


Figure II: Digram of CNN-LSTM model.

strokes, while the synthesis \mathcal{G}_s generator further asks the model to produce handwriting texts given prescribed text of user.

Although these two generators are used in different scenarios, they share numerous things in common. First of all, both of them are stacked LSTMs with outputs as parameters of an appropriate probability distribution to predict the status of next stroke point given current generated stroke path. For this probability distribution, Alex [1] proposed to use a mixture of bivariate Gaussian distribution associated with a Bernoulli distribution to represent the distribution of pen up/down. Our model incorporates the same idea, more specifically the outputs of last layer of LSTMs represent the parameters of distribution for x-axis and y-axis offsets between current and next stroke point, and a parameter to indicate if next stroke point ends up stroke path or not. Secondly, both generators update their parameters by maximizing log-likelihood of generated stroke sequences. During the adversarial training, they utilize the signal from the discriminator described in Section 3.1 to adjust network parameters. Since the discriminator predicts the probability of handwritten text as genuine, the generator aims at maximizing this signal by using generated fake handwritten texts. Thirdly, both \mathcal{G}_p and \mathcal{G}_s use biased sampling [1] to achieve higher quality of handwriting generation. In terms of the input of discriminator formed as Path Signature Features, the generated handwritten strokes are further processed as PSF features.

Different from the prediction generator \mathcal{G}_p , the inputs of synthesis generator \mathcal{G}_s requires not only the stroke point data but also the text information, since the synthesis network needs to know what texts to generate. The text is an one-hot vector processed from the input string, and input to LSTM layers with window parameters to constrain the synthesis network.

Table I: Architecture Configuration of CNN-LSTM Model, where input shape, kernel shape and output shape are in the manners of (width, height, channel), (# of kernels, mask, stride) and (width, height, channel) respectively. The stride can either be a single number for both width and height stride, or a tuple (sW, sH) representing width and height stride separately.

	Input Shape	Kernel Shape	Output Shape	Hidden Size
Conv1	$(W_I, 128, 7)$	$(32, 3, 1)$	$(W_I, 128, 32)$	–
AvgPool	$(W_I, 128, 32)$	$(-, 2, 2)$	$(W_I/2, 64, 32)$	–
Conv2	$(W_I/2, 64, 32)$	$(64, 3, 1)$	$(W_I/2, 64, 64)$	–
AvgPool	$(W_I/2, 64, 64)$	$(-, 2, 2)$	$(W_I/4, 32, 64)$	–
Conv3	$(W_I/4, 32, 64)$	$(128, 3, 1)$	$(W_I/4, 32, 128)$	–
Conv4	$(W_I/4, 32, 128)$	$(256, 3, (1, 2))$	$(W_I/4, 16, 256)$	–
AvgPool	$(W_I/4, 16, 256)$	$(-, 2, 2)$	$(W_I/8, 8, 256)$	–
Conv5	$(W_I/8, 8, 256)$	$(128, 3, (1, 2))$	$(W_I/8, 4, 128)$	–
Conv6	$(W_I/8, 4, 128)$	$(256, 3, (1, 2))$	$(W_I/8, 2, 256)$	–
AvgPool	$(W_I/8, 2, 256)$	$(-, 2, 2)$	$(W_I/16, 1, 256)$	–
LSTM	256	–	–	256
FC1	256	–	–	128
FC2	128	–	–	1

4 Experiments

In this section, we numerically demonstrate the superiority of the adversarial network we proposed than Alex’s Generator. At first, we describe the experimental settings in Section 4.1, then in Section 4.2 we move on to presenting numeric results generated from both Alex’s Generator and HWGANs to illustrate the advantages of our model.

4.1 Experimental Settings

Both of the prediction network \mathcal{G}_p and synthesis network \mathcal{G}_s are trained on IAM dataset [10], which contains 80 distinct characters, of which we only choose 54 characters, including 26 capital letters, 26 lower case letters, 1 space character and a place holder for unknown character. Each stroke point of data possesses x-axis and y-axis offset from the previous stroke point and a binary end-of-stroke indicator. The source code is available at https://github.com/orris27/hw_gan.

We use 20 bivariate Gaussian mixture components at the output layer to parameterize the distribution of next point’s coordinates and a Bernoulli distribution to determine pen up/down. A mixture of 5 Gaussian distributions was employed for estimating window parameters. The bias for biased sampling is set to 3.0. Architecture configuration details of discriminator \mathcal{D} and two generators \mathcal{G}_p , \mathcal{G}_s are shown in Table I to III respectively. The initial learning rates for both generator and discriminator are set as 0.001, then decaying exponentially during training, and optimizer is selected as Adam. For synthesis network \mathcal{G}_s , we utilize 25 stroke points to represent one character. In order to ensure that two inputs for the discriminator do not differ significantly in the manner of size during the adversarial training, we resize the PSF features extracted from IAM dataset and those sampled from generator to similar sizes. To avoid exploding gradients, gradients of generator parameters are normalized to magnitude as one, thus step size is fully determined by learning rate, and gradient estimation serves providing an ascent search direction.

It is widely acknowledged that training GANs is relatively difficult [11, 12], and we employ multiple tricks to train GANs more effectively. Firstly, we normalize PSF features between -1 and 1. Secondly, label smoothing technique is applied to both generator and discriminator during

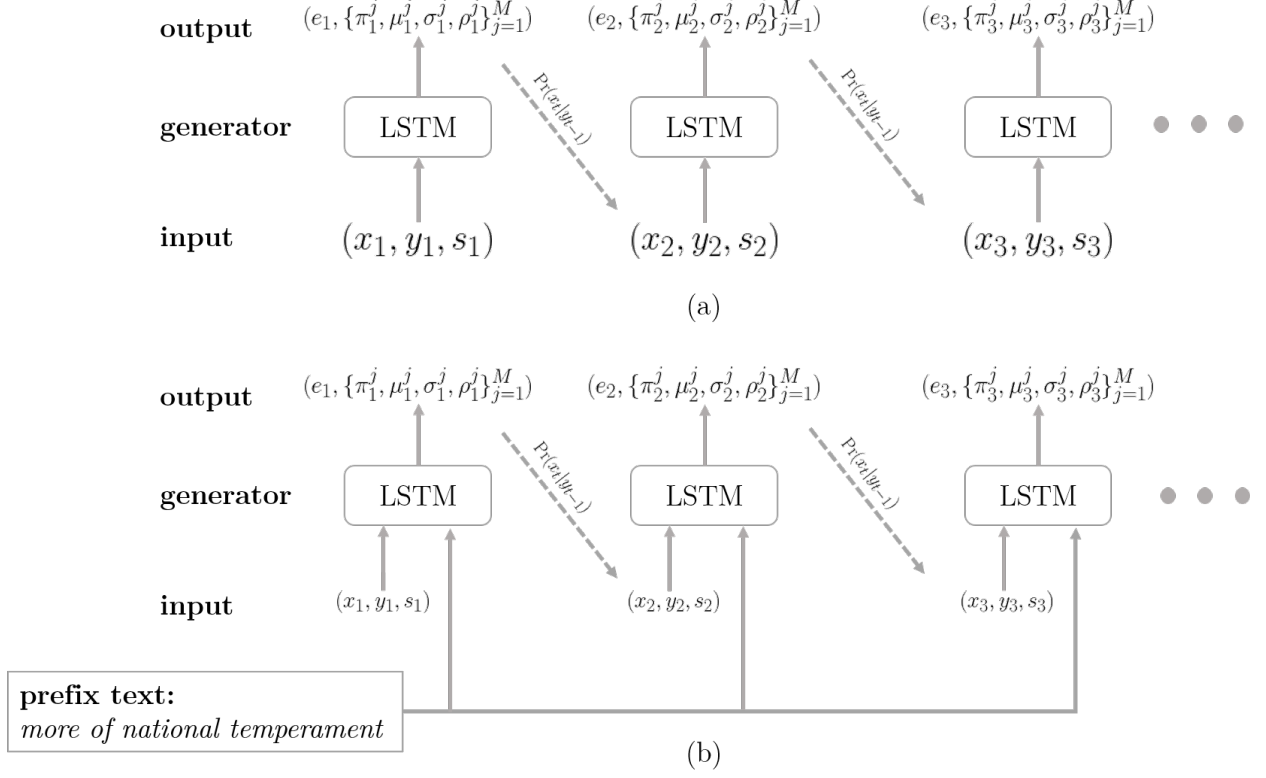


Figure III: (a) Diagram of handwritten generator for prediction \mathcal{G}_p ; (b) Diagram of handwritten generator for synthesis \mathcal{G}_s ; where M is the number of gaussian distributions with parameters as $e, \pi, \mu, \sigma, \rho$.

adversarial training [12]. Besides these, discriminator \mathcal{D} keeps trained with positive samples from IAM dataset and negative samples from generators \mathcal{G}_s and \mathcal{G}_p supervisedly during adversarial training, since a challenge that we face when training the model is to handle the pool capability of discriminator to distinguish realistic handwritten texts generated by \mathcal{G}_s and \mathcal{G}_p . More specifically, in the prediction network, the positive and negative samples fed for discriminator are randomly chosen from IAM dataset and randomly produced by \mathcal{G}_p , while in the synthesis network, we first randomly select a set of handwritten text instances with corresponding texts as positive samples, and then generate a set of fake data based on these texts as negative samples.

Table II: Architecture Configuration of LSTM-based Generator for Prediction.

	Input Shape	Hidden Size
LSTM1	3	512
LSTM2	515	256
LSTM3	259	512
FC	1280	121

4.2 Numerical Results

In this section, experimental results are present to further demonstrate the advantages of our HWGANs to Alex's Generator. In general, the HWGANs can produce competitive handwritten

Table III: Architecture Configuration of LSTM-based Generator for Synthesis.

	Input Shape	Hidden Size
LSTM1	57	512
LSTM2	569	512
FC1	512	15
FC2	512	121

samples in prediction task, more promisingly, it can generate handwritten samples of which stroke points tend to distribute more spatially uniformly than those sampled from Alex’s Generator, and the font styles of handwritten text from HWGANs are more neat and sometimes more diverse than those of Alex’s Generator. Note that generating more diverse font styles of handwritten text is crucial for many related tasks, e.g. handwritten text with more diverse font styles may result in a more robust handwritten recognition system, which requires a large amount of annotated data to be trained.

We first describe the performance of our model on prediction tasks compared with Alex’s Generator. The handwriting instances are sampled with bias as 3.0. As shown in Figure IV, handwriting samples produced by HWGANs are very competitive to that of Alex, which demonstrates the excellent abilities of learning handwriting structure of GANs. Since the criteria of judging the quality of handwriting data varies from person to person and there is no universal standard, it is not suitable to claim that one is better than the other. However, the samples from two networks are slightly different in font styles, since IAM is the only dataset for training both models, it implies that their learning strategies are not the same and may be applied in different scenarios.

We then compare our model with Alex’s Generator in synthesis task. As an overview, the results of both models are shown in Figure V. Generally speaking, we can see that HWGANs may produce more realistic, more natural and more neat handwritten texts than Alex’s Generator. More detailed comparisons are followed in the remaining section.

Given that the value of bias used in biased sampling has a large impact on the results, we next test both models under different sampling biases. In Figure VI, the top handwritten samples are from Alex’s Generator, and the bottom samples are from HWGANs under sampling biases as 4, 5, 7 and 10 respectively. The results of HWGANs distribute almost more spatially uniformly, and neat on every bias. On the other hand, it seems that HWGANs may produce more diverse handwritten text styles, like the “A”.

Besides the above, we also investigate both models based on different prescribed sentences with a fixed sampling bias as 5.0, and present the results in Figure VII, which further proves the advantages of our model observed on previous experiments are consistent.

5 conclusions

We present a new Generative Adversarial Network architecture HWGANs for synthesizing handwritten text of digital ink. The method comprises two main components, a discriminator consisting a PSF feature extractor, followed by a CNN-LSTM binary classifier to distinguish realistic and forgery handwritten data, and a generator following the architectures of Alex Grave’s to produce either random handwritten characters or sentences with prefixed text. In particular, the numerical results show that HWGANs are generally better than Alex’s Generator in terms of uniformness of spatial distribution of stroke points, neatness and diversity of font style. This phenomenon illustrates that adversarial training is beneficial for generating more realistic handwritten text data.

References

- [1] Alex Graves. Generating sequences with recurrent neural networks. *arXiv preprint arXiv:1308.0850*, 2013.
- [2] Emre Aksan, Fabrizio Pece, and Otmar Hilliges. Deepwriting: Making digital ink editable via deep generative modeling. *CoRR*, abs/1801.08379, 2018.
- [3] Junyoung Chung, Kyle Kastner, Laurent Dinh, Kratarth Goel, Aaron C. Courville, and Yoshua Bengio. A recurrent latent variable model for sequential data. *CoRR*, abs/1506.02216, 2015.
- [4] Ian Goodfellow, Jean Pouget-Abadie, Mehdi Mirza, Bing Xu, David Warde-Farley, Sherjil Ozair, Aaron Courville, and Yoshua Bengio. Generative adversarial nets. In *Advances in neural information processing systems*, pages 2672–2680, 2014.
- [5] Antonia Creswell, Tom White, Vincent Dumoulin, Kai Arulkumaran, Biswa Sengupta, and Anil A Bharath. Generative adversarial networks: An overview. *IEEE Signal Processing Magazine*, 35(1):53–65, 2018.
- [6] Kai Chen, Li Tian, Haisong Ding, Meng Cai, Lei Sun, Sen Liang, and Qiang Huo. A compact cnn-dblstm based character model for online handwritten chinese text recognition. In *2017 14th IAPR International Conference on Document Analysis and Recognition (ICDAR)*, volume 1, pages 1068–1073. IEEE, 2017.
- [7] Eloi Alonso, Bastien Moysset, and Ronaldo Messina. Adversarial generation of handwritten text images conditioned on sequences. *arXiv preprint arXiv:1903.00277*, 2019.
- [8] Junyoung Chung, Kyle Kastner, Laurent Dinh, Kratarth Goel, Aaron C Courville, and Yoshua Bengio. A recurrent latent variable model for sequential data. In *Advances in neural information processing systems*, pages 2980–2988, 2015.
- [9] Diederik P Kingma and Max Welling. Auto-encoding variational bayes. *arXiv preprint arXiv:1312.6114*, 2013.
- [10] U-V Marti and Horst Bunke. The iam-database: an english sentence database for offline handwriting recognition. *International Journal on Document Analysis and Recognition*, 5(1):39–46, 2002.
- [11] Martin Arjovsky and Léon Bottou. Towards principled methods for training generative adversarial networks. *arXiv:1701.04862*, 2017.
- [12] Tim Salimans, Ian Goodfellow, Wojciech Zaremba, Vicki Cheung, Alec Radford, and Xi Chen. Improved techniques for training gans. In *Advances in neural information processing systems*, pages 2234–2242, 2016.

Examples

Alex's Generator

0

involved. The dinner of were, more t

1

redat. he. Gromc bena have ref to her

2

ie (ouinomen) tve the thag omeatome

3

ful dms tioi / 2r owardch a dtdt / rby

Examples

HWGAN

0

ulipos rectipis onachic deul gnone

1

y fowahunt. Roverch fier dat mm us

2

re wllg the neppreprechedd Cowdd hu

3

yowrend thee inghendh cnc hrg wick

Figure IV: Prediction handwriting samples randomly generated by Alex's Generator and HWGANs. The top line in each block is generated by Alex's Generator, while the others are from HWGANs.

Examples

Alex's Generator

0

more than just a form of communication this

1

more than just a form of communication it

2

more than just a form of communication in

3

more than just a form of communication

Examples

HWGAN

0

more than just a form of communication

1

more than just a form of communication This

2

more than just a form of communication

3

more than just a form of communication

Figure V: Generated handwritten texts by Alex's Generator and HWGANs. The top block is from Alex's Generator, the bottom one is from HWGANs.

Sampling Bias	Alex's Generator
4	A man can die but once niii
5	A nan can die but once unani
7	A man can die but once m
10	A man can die but once niii

Sampling Bias	HWGAN
4	A man can die but once sy rri
5	A man can die but once inerior
7	A man can die but once srry
10	A man can die but once non i

Figure VI: Synthesis handwriting data from Alex's Generator and HWGANs using different sampling bias. The top block is sampled from Alex's Generator, the bottom one is from HWGANs.

Examples

Alex's Generator

0

The course of true love never did runnir

1

A horse a horse my kingdom for a horse in

2

All that glisters is not gold iron

3

A man can die but once in

Examples

HWGAN

0

The course of true love never did pig nriir

1

A horse a horse my kingdom for a horse in

2

All that glisters is not gold rrorriri

3

A man can die but once inorior

Figure VII: Synthesis handwriting data from Alex's Generator and HWGANs given different characters. The top block is sampled from Alex's Generator, and the bottom block is generated from HWGANs.