

Doublon bottleneck in the ultrafast relaxation dynamics of hot electrons in 1T-TaS₂

I. Avigo,¹ F. Queisser,^{1,2,3} P. Zhou,¹ M. Ligges,^{1,*} K. Rossnagel,^{4,5,6} R. Schützhold,^{1,2,3,†} and U. Bovensiepen^{1,‡}

¹*Fakultät für Physik, Universität Duisburg-Essen, Lotharstr. 1, 47057 Duisburg, Germany*

²*Helmholtz-Zentrum Dresden-Rossendorf, Bautzner Landstr. 400, 01328 Dresden, Germany*

³*Institut für Theoretische Physik, Technische Universität Dresden, 01062 Dresden, Germany*

⁴*Institut für Experimentelle und Angewandte Physik,*

Christian-Albrechts-Universität zu Kiel, 24098 Kiel, Germany

⁵*Ruprecht-Haensel-Labor, Christian-Albrechts-Universität zu Kiel und Deutsches Elektronen-Synchrotron DESY, 24098 Kiel and 22607 Hamburg, Germany*

⁶*Deutsches Elektronen-Synchrotron DESY, 22607 Hamburg, Germany*

(Dated: December 12, 2021)

Employing time-resolved photoelectron spectroscopy we analyze the relaxation dynamics of hot electrons in the charge density wave / Mott material 1T-TaS₂. At 1.2 eV above the Fermi level we observe a hot electron lifetime of 12 ± 5 fs in the metallic state and of 60 ± 10 fs in the broken symmetry ground state – a direct consequence of the reduced phase space for electron-electron scattering determined by the Mott gap. Boltzmann equation calculations which account for the interaction of hot electrons in a Bloch band with a doublon-holon excitation in the Mott state provide insight into the unoccupied electronic structure in the correlated state.

The lifetime of an excited, hot electron is determined by the imaginary part of the self energy and for bulk metals [1, 2] and semiconductors [3] a comprehensive understanding has been developed. For materials with strong electron correlations such insight is missing because (i) the electronic structure is considerably more complex and (ii) the excitation of interest may modify the electronic structure hosting it. In recent years established experimental and theoretical approaches, which investigate the thermal equilibrium, were complemented by methods which access non-equilibrium states of matter in the time domain. While part of the activity aims at states and properties which exist out of equilibrium [4–8], also new tools for the analysis of excitations in strongly correlated materials were introduced [9–13]. For low energy excitations up to 100 meV differences between the single-particle and the population lifetimes occur due to carrier relaxation and multiplication [14]. Such differences are absent for higher energies [15]. Due to the complexity of the problem rather simple models like the Falicov-Kimball model [16, 17], the Hubbard model [18, 19], or sophisticated Holstein models [20] were studied so far. Treating an actual femtosecond (fs) laser excitation employed in experimental realizations with optical inter- and / or intraband transitions is challenging [21, 22]. An experimental realization of such models is possible in ultracold atomic gases [23, 24]. For solid materials they represent only a part of the full problem because delocalized Bloch electrons are not included in the model though they are essential in real materials. Therefore, it is important to treat both, the correlated electron states as well as weakly correlated Bloch bands including the interaction between these two electron systems.

In this Letter we analyze such interaction of correlated electrons with Bloch electrons. We investigate hot electron relaxation in the charge density wave / Mott

material 1T-TaS₂ by fs time-resolved photoelectron spectroscopy measurements and Boltzmann equation calculations, which treat the interaction of delocalized, propagating electrons in a Bloch band with the correlated electron system. We explain the up to five times longer hot electron lifetimes observed in the correlated, low temperature state as compared to the metallic, high temperature state by a doublon bottleneck in the correlated state. Absence of electronic states in the Mott gap up to an excitation energy set by the Coulomb repulsion U reduces the phase space for electron-electron scattering considerably and increases the hot electron lifetime in the Bloch band. Thus, the observed electron lifetime provides insight into the excited electronic structure in the correlated state, in particular into the interaction strength of Bloch electrons with the localized, strongly correlated electrons.

We perform time-resolved photoelectron spectroscopy on 1T-TaS₂ as described earlier [22]. The pump excitation is induced by laser pulses at 1.53 eV photon energy and 50 fs pulse duration, which are generated by regenerative chirped pulse amplification at 250 kHz repetition rate in a commercial Ti:sapphire amplifier (Coherent RegA 9040). Photoelectrons are created by probe pulses at 6.1 eV photon energy and 100 fs pulse duration, which are obtained by frequency quadrupling in β -Barium borate crystals and analyzed in normal emission geometry by an electron time-of-flight spectrometer with $\pm 0.02 \text{ \AA}^{-1}$ parallel momentum resolution and 50 meV effective energy resolution. The cross correlation width of pump and probe pulses is measured on the sample surface at maximum electron kinetic energy and is 110 ± 10 fs. Single crystals 1T-TaS₂ grown as described in detail in [22] are cleaved in ultrahigh vacuum at a base pressure of $1 \cdot 10^{-10}$ mbar.

The investigated material 1T-TaS₂ is a layered transition metal dichalcogenide which presents CDW order

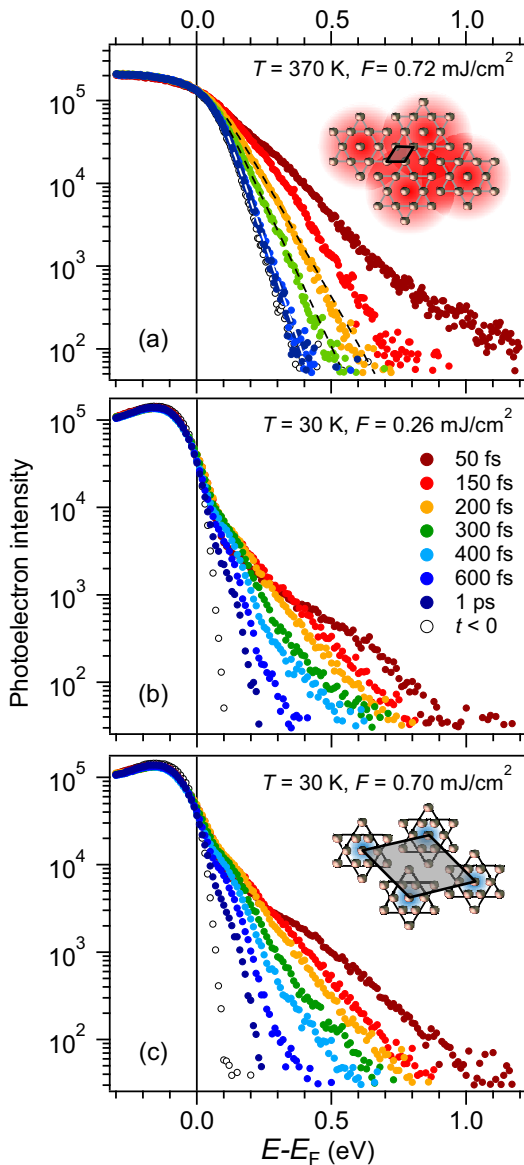


FIG. 1. Time-resolved photoemission spectra detected in normal emission geometry for the metallic (a) and charge density wave / Mott state (b, c) at the indicated time delay, temperature, and incident pump fluence F . Insets depict the in-plane structure of Ta atoms in the metallic and CDW state. Dashed lines in panel (a) indicate thermalized electron distribution functions at electron temperatures 873 K, 715 K, and 524 K. All spectra are referenced to E_F of the metallic state.

of increasing degree of commensurability the lower the temperature T becomes [25]. At $T = 370$ K the CDW is incommensurate and a Fermi-Dirac distribution function at the Fermi energy E_F is observed in photoemission spectroscopy, see Fig. 1(a), indicating a metallic state. Below $T = 180$ K, after having passed through a nearly commensurate (metallic) CDW state, the commensurate CDW forms and the Ta atoms rearrange into clusters out

of 13 Ta atoms each in a $\sqrt{13} \times \sqrt{13}$ reconstructed, triangular lattice, as depicted in Fig. 1(c). The transition into the commensurate CDW is accompanied by an order of magnitude increase in the electrical resistivity and a loss of spectral weight at E_F , see Fig. 1(b,c) and [26], indicating a Mott transition of the half-filled CDW subband close to E_F [25, 27]. This concept has been challenged recently by the proposal of orbital ordering leading to the insulating state [28]. Furthermore, variations in stacking are reported to couple electronic states of adjacent layers [29, 30]. The broken symmetry ground states of 1T-TaS₂ provide rich time-dependent structural and electronic dynamics which have led to various ultrafast experiments which provide manifold new insights into the complex interplay of lattice and electrons in correlated systems [6, 22, 26, 31–35]. Here, we exploit the opportunity to compare the ultrafast electron dynamics for a metallic state with the CDW / Mott state in a single material. As such 1T-TaS₂ serves as a model system to showcase the doublon bottleneck effect, as detailed below.

Fig. 1 presents photoelectron spectra on a logarithmic intensity axis for the incommensurate, metallic CDW state at $T = 370$ K (a) and the commensurate, insulating CDW state at $T = 30$ K (b,c) for different pump-probe time delays t . In the metallic case the spectra follow a thermalized Fermi-Dirac distribution function at $t \geq 200$ fs as indicated by the dashed lines in panel (a). With increasing t the respective electron temperature decreases, which is explained by energy transfer to phonons [32]. At earlier delays weak deviations from a thermalized distribution are identified. In the insulating state the spectra exhibit a more involved behavior. Overall, the electron distribution relaxes towards lower energy with increasing t . However, no simple description using a thermal distribution as for 370 K succeeds. Spectra at different t vary weakly up to $E - E_F = 0.1$ eV and fan out toward higher energy. Until $t = 400$ fs significant electron population at $E - E_F = 0.5$ eV is observed. For later t relaxation towards $E - E_F = 0.1$ eV is found. These effects are observed for different incident pump fluence F , panel (b,c), and are more intense for higher F .

For further analysis we turn to the time-dependent photoelectron intensity as a function of $E - E_F$, because the electron dynamics in the metallic and insulating states can be analyzed quantitatively in terms of an energy-dependent relaxation time $\tau(E - E_F)$. Fig. 2(a) shows the time-dependent photoelectron intensity at $T = 370$ K, which is characterized by an decreasing τ with increasing $E - E_F$. The finite intensity for 0.15 and 0.30 eV at $t > 1$ ps originates from thermally populated states close to E_F . Such qualitative behavior is indeed known for metals because of the increasing phase space for electron-electron scattering for growing $E - E_F$ [1, 2]. As depicted in Fig. 2(b) τ decreases with $E - E_F$ also for $T = 30$ K, however much weaker than for the metallic case. At $E - E_F = 1.2$ eV, for example, the relaxation

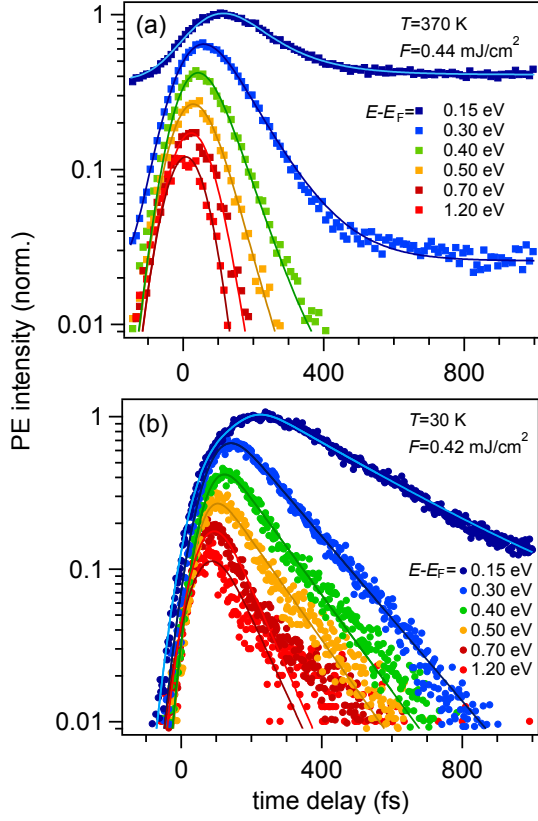


FIG. 2. Photoelectron intensity as a function of time delay at indicated energies for the metallic (a) and the CDW / Mott state (b). Solid lines represent fits, see text.

is at 30 K clearly slower than at 370 K. We analyze the electron dynamics by fitting the data to

$$N(t, E) = \left[\left(N_0 e^{-t/\tau(E)} + N_1 \right) \cdot \Theta(t) \right] \otimes g(t) + N_2. \quad (1)$$

Here Θ is the Heaviside function, $g(t)$ is a Gaussian function representing the cross correlation width of pump and probe laser pulses, N_1 is the population at the asymptotic value for $t > 0$, and N_2 is an offset. The latter two are non-zero for metallic states at 0.15 and 0.3 eV, see Fig. 2(a). The determined lifetimes $\tau(E)$ are depicted in Fig. 3 for different pump fluences. While for all data sets lower energy electrons exhibit larger lifetimes than higher energy electrons, we identify a systematic dependence in $\tau(E)$ on whether the material is in the metallic state at $T = 300$ and 370 K or in the commensurate CDW / Mott state at 30 K. In the latter case $\tau(E)$ lies well above the values for the metallic state independent on the chosen F . At the highest energy analyzed the determined τ differ for 30 and 370 K by a factor of five.

In order to illustrate the distinctive qualitative features of the relaxation dynamics, we consider the following simple model. The cold electrons in the Mott insulator state are described by the creation and annihilation operators

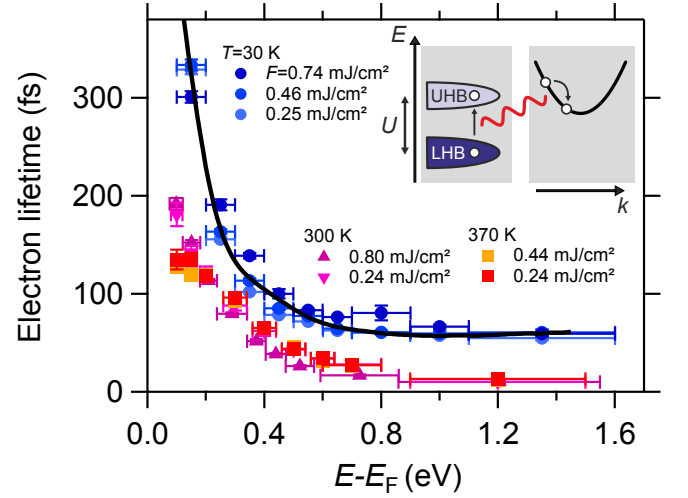


FIG. 3. Hot electron lifetimes τ as a function of electron energy determined by fitting the time-dependent photoelectron intensities for different equilibrium temperatures as indicated. Horizontal error bars indicate the analyzed, integrated spectral width. The solid line is the result of the Boltzmann equation calculation, see the supplement. The inset shows the interaction considered in these calculations: Relaxation of a delocalized hot electron in a Bloch band $\mathcal{E}_{\mathbf{k}}$ mediated by excitation of a localized doublon-holon pair of energy $\approx U$ in the Fermi-Hubbard system.

$\hat{c}_{\mu,s}^\dagger$ and $\hat{c}_{\nu,s}$ with spin $s \in \{\uparrow, \downarrow\}$ at the lattice sites μ and ν . We model their internal dynamics via the Fermi-Hubbard Hamiltonian [36]

$$\hat{H}_{\text{FH}} = - \sum_{\mu,\nu,s} J_{\mu\nu} \hat{c}_{\mu,s}^\dagger \hat{c}_{\nu,s} + U \sum_{\mu} \hat{n}_{\mu}^\uparrow \hat{n}_{\mu}^\downarrow, \quad (2)$$

with the hopping matrix $J_{\mu\nu}$, the on-site repulsion U , and the particle numbers $\hat{n}_{\mu}^s = \hat{c}_{\mu,s}^\dagger \hat{c}_{\mu,s}$.

The hot electrons are described by the operators $\hat{a}_{\mu,s}^\dagger$ and $\hat{a}_{\nu,s}$. In view of the observed fluence independence of their relaxation, see Fig. 3, we neglect their interactions among each other and describe their internal dynamics via the free-electron approximation $\hat{H}_{\text{free}} = \sum_{\mathbf{k},s} \mathcal{E}_{\mathbf{k}} \hat{a}_{\mathbf{k},s}^\dagger \hat{a}_{\mathbf{k},s}$ with the Bloch band energies $\mathcal{E}_{\mathbf{k}}$. Since the hot electrons are observed not to populate the upper Hubbard band during their relaxation [22], we neglect direct transitions between them and the cold electrons, i.e., we do not include transition terms like $\hat{a}_{\mu,s}^\dagger \hat{c}_{\nu,s} + \text{h.c.}$. Nevertheless, there are interactions (e.g., Coulomb) between them, as described by

$$\hat{H}_{\text{int}} = \sum_{\mu,\nu,s,s'} V_{\mu,\nu}^{s,s'} \hat{c}_{\mu,s}^\dagger \hat{c}_{\mu,s} \hat{a}_{\nu,s'}^\dagger \hat{a}_{\nu,s'}, \quad (3)$$

with the interaction matrix elements $V_{\mu,\nu}^{s,s'}$.

As the total Hamiltonian $\hat{H} = \hat{H}_{\text{FH}} + \hat{H}_{\text{free}} + \hat{H}_{\text{int}}$ cannot be solved exactly, we have to employ suitable approximations. For weak interactions U and $V_{\mu,\nu}^{s,s'}$, one may

employ standard perturbation theory. However, this is not possible in the strongly correlated Mott state, so we use the method of the hierarchy of correlations instead, see, e.g., [37–42]. To this end, we start with a mean-field approximation of the Mott state $\hat{\rho}_\mu \approx (|\uparrow\rangle\langle\uparrow| + |\downarrow\rangle\langle\downarrow|)/2$ without spin ordering, because we have a triangular lattice which is not bi-partite and thus prevents anti-ferromagnetic ordering due to spin frustration. Note that we consider the propagation and interaction of the hot and cold electrons within a single layer, i.e. we treat them within a 2D model.

Following a strategy analogous to Ref. [43], we may derive the Boltzmann equation describing the evolution of the distribution functions $f_{\mathbf{k},s} = \langle \hat{a}_{\mathbf{k},s}^\dagger \hat{a}_{\mathbf{k},s} \rangle$ of the hot electrons due to their interaction with the cold electrons in the Mott insulator state.

$$\begin{aligned} \partial_t f_{\mathbf{k},s} = & - \sum_{s'} \int_{\mathbf{p}} \int_{\mathbf{q}} |V_{\mathbf{q}}^{s,s'}|^2 M_{\mathbf{p},\mathbf{q}} \times \\ & \delta(\mathcal{E}_{\mathbf{k}} - \mathcal{E}_{\mathbf{k}-\mathbf{q}} - E_{\mathbf{p}+\mathbf{q}}^+ + E_{\mathbf{p}}^-) \times \\ & \left[f_{\mathbf{k},s} (1 - f_{\mathbf{k}-\mathbf{q},s}) \left(1 - f_{\mathbf{p}+\mathbf{q},s'}^+ \right), f_{\mathbf{p},s'}^- - \text{inverse} \right]. \end{aligned} \quad (4)$$

The integrals over momenta \mathbf{p} and \mathbf{q} cover the entire Brillouin zone. As usual, $V_{\mathbf{q}}^{s,s'}$ is the Fourier transform of the Coulomb interaction matrix $V_{\mu,\nu}^{s,s'}$ evaluated at the momentum transfer \mathbf{q} . The above channel describes the inelastic scattering of a hot electron from initial \mathbf{k} to final momentum $\mathbf{k} - \mathbf{q}$ while creating a doublon-holon pair with momenta $\mathbf{p} + \mathbf{q}$ and \mathbf{p} , described by their distribution functions $f_{\mathbf{p}+\mathbf{q},s'}^+$ and $f_{\mathbf{p},s'}^-$ as well as the matrix elements $M_{\mathbf{p},\mathbf{q}}$, plus the inverse process. The delta function in the second line of (4) corresponds to energy conservation with the doublon and holon excitation energies

$$E_{\mathbf{p}}^\pm = \frac{1}{2} \left(J_{\mathbf{p}} + U \pm \sqrt{J_{\mathbf{p}}^2 + U^2} \right), \quad (5)$$

where $J_{\mathbf{p}}$ is the Fourier transform of the matrix $J_{\mu\nu}$.

Motivated by the experimentally observed, ultrashort doublon lifetimes [22], we neglect pre-existing doublon-holon excitations in the Mott insulator state, such that the above relaxation channel (4) is dominant. Thus, we may employ the standard relaxation time approximation $f_{\mathbf{k}-\mathbf{q},s} \approx 0$, $f_{\mathbf{p}+\mathbf{q},s'}^+ \approx 0$, and $f_{\mathbf{p},s'}^- \approx 1$ which gives $\partial_t f_{\mathbf{k},s} = -f_{\mathbf{k},s}/\tau_{\mathbf{k}}$. As further approximations, we describe the energies of the hot electrons by a parabolic dispersion $\mathcal{E}_{\mathbf{k}} \approx \mathcal{E}_0 + \mathbf{k}^2/(2m_*)$ with the effective mass m_* and assume that the interaction matrix $V_{\mu,\nu}^{s,s'}$ is dominated by the local (on-site) term $V_{\mu,\nu}^{s,s'} \approx V\delta_{\mu\nu}$ in analogy to (2). Under these assumptions we may calculate the relaxation time $\tau_{\mathbf{k}}$. The qualitative \mathbf{k} -dependence of $\tau_{\mathbf{k}}$ can be understood in terms of phase space arguments in analogy to the metallic state. As a peculiarity of two spatial dimensions, the energy $\mathcal{E}_{\mathbf{k}-\mathbf{q}}$ and the “volume” factor of the \mathbf{q} -integral in (4) are both quadratic in \mathbf{q} . Thus, they effectively cancel each other and $\tau_{\mathbf{k}}$ becomes

approximately independent of \mathbf{k} for large energies, i.e., large \mathbf{k} .

For the strongly interacting limit $U \gg J$ (i.e., deep within the Mott insulating phase), we may further approximate $E_{\mathbf{p}+\mathbf{q}}^+ - E_{\mathbf{p}}^- \approx U$. Then we find that the plateau of the relaxation rate $\tau_{\mathbf{k}}$ at high energies roughly scales with $V^2 m_* \ell^2 J^2 / U^2$, where ℓ is the lattice spacing (i.e., the distance between neighboring “David stars” in Fig. 1c). For smaller energies, however, the available phase space shrinks and eventually vanishes: If the initial energy $\mathcal{E}_{\mathbf{k}}$ of the hot electron becomes too small to create a doublon-holon pair, i.e., $\mathbf{k}^2/(2m_*) < U$, the channel (4) closes and $1/\tau_{\mathbf{k}}$ vanishes. These phase space arguments yield an approximate step-function behavior of $1/\tau_{\mathbf{k}}$. Decay of a hot electron in the Bloch band is mediated by excitation of a doublon-holon pair and this coupling imposes a bottleneck for the relaxation, see Fig. 3. There will be further relaxation channels due to coupling to phonons which will result in a non-zero relaxation rate $1/\tau_{\mathbf{k}}$ at energies below U leading to lattice heating as observed experimentally [32].

In order to arrive at a more quantitative comparison, we have to specify the relevant model parameters such as J and U etc. Unfortunately, their precise value is still a somewhat open question, so we assume potentially realistic values of $U = 0.35$ eV and $J = 0.05$ eV as a working hypothesis, cf. Ref. [22]. The Bloch band $\mathcal{E}_{\mathbf{k}} \approx \mathcal{E}_0 + \mathbf{k}^2/(2m_*)$ is described by the two parameters \mathcal{E}_0 and m_* . Since photoelectrons are observed down to quite low energies, we assume $\mathcal{E}_0 = 0$. Other values of \mathcal{E}_0 would just shift the curve $\tau(E)$ horizontally and thus do not affect the height of the plateau at high energies. However, the effective mass m_* does also affect the functional form of $\tau(E)$ as well as the plateau height, remember the rough scaling law $1/\tau_{\mathbf{k}} \sim V^2 m_* \ell^2 J^2 / U^2$ described above. In view of the delocalized and quasi-free nature of the hot electrons, we assume $m_* = m_e$. Then, using the approximation $V_{\mu,\nu}^{s,s'} \approx V\delta_{\mu\nu}$ mentioned above, we may obtain the remaining unknown parameter V by fitting the energy dependent relaxation rate $\tau(E)$, especially the plateau height, see Fig. 3, which gives $V \approx 0.085$ eV.

A value of V below U is quite natural as U is determined by the Coulomb overlap integral between the same charge density distributions (up to the opposite spin) of the cold electrons in the Mott state while V corresponds to the overlap between the charge density distributions of the cold and the hot (Bloch band) electrons. At small energies, the fit in Fig. 3 should be taken *cum grano salis* because there low-energy relaxation channels such as coupling to phonons (which we have not included here) may become important. Nevertheless, the result $V < U$ obtained from the plateau at high energies is quite robust, unless extremely small values of m_* are assumed.

In conclusion, we have observed hot electron decay in a strongly correlated electron material to exhibit at high energy $\mathcal{E} > U$ a rather long lifetime, which we assign

to its coupling to a secondary doublon-holon excitation acting as a bottleneck in the decay. A model description which considers coupling of delocalized, hot Bloch electrons with the doublon-holon excitation provides a description of the excited electronic structure, which we expect to have considerable impact in the field of strongly correlated electron materials in general.

This work was funded by the Deutsche Forschungsgemeinschaft (DFG), grant # 278162697 (SFB 1242).

* Current address: Fraunhofer IMS, 47057 Duisburg, Germany

† r.schuetzhold@hzdr.de

‡ uwe.bovensiepen@uni-due.de

- [1] E. V. Chulkov, A. G. Borisov, J. P. Gauyacq, D. Sánchez-Portal, V. M. Silkin, V. P. Zhukov, and P. M. Echenique, *Chem. Rev.* **106**, 4160 (2006), URL <https://doi.org/10.1021/cr050166o>.
- [2] M. Bauer, A. Marienfeld, and M. Aeschlimann, *Prog. Surf. Sci.* **90**, 319 (2015).
- [3] J. Shah, *Ultrafast spectroscopy of Semiconductors and Semiconductor Nanostructures* (Springer, Berlin, Heidelberg, 1999), 2nd ed.
- [4] H. Ichikawa, S. Nozawa, T. Sato, A. Tomita, K. Ichiyangi, M. Chollet, L. Guerin, N. Dean, A. Cavalleri, S.-i. Adachi, et al., *Nature Materials* **10**, 101 (2011), URL <https://doi.org/10.1038/nmat2929>.
- [5] M. Först, C. Manzoni, S. Kaiser, Y. Tomioka, Y. Tokura, R. Merlin, and A. Cavalleri, *Nature Physics* **7**, 854 (2011), URL <https://doi.org/10.1038/nphys2055>.
- [6] L. Stojchevska, I. Vaskivsky, T. Mertelj, D. Svetin, S. Brazovskii, and D. Mihailovic, *Science* **344**, 177 (2014).
- [7] X. Cui, C. Wang, A. Argondizzo, S. Garrett-Roe, B. Gumhalter, and H. Petek, *Nature Phys.* **10**, 505 (2014).
- [8] D. N. Basov, R. D. Averitt, and D. Hsieh, *Nature Materials* **16**, 1077 (2017), URL <https://doi.org/10.1038/nmat5017>.
- [9] U. Bovensiepen, H. Petek, and M. Wolf, eds., *Dynamics at Solid State Surfaces and Interfaces*, vol. 1 (Wiley-VCH, Berlin, 2012).
- [10] C. Giannetti, M. Capone, D. Fausti, M. Fabrizio, F. Parmigiani, and D. Mihailovic, *Adv. Phys.* **65**, 58 (2016).
- [11] S. Gerber, S.-L. Yang, D. Zhu, H. Soifer, J. A. Sobota, S. Rebec, J. J. Lee, T. Jia, B. Moritz, C. Jia, et al., *Science* **357**, 71 (2017), URL <https://science.sciencemag.org/content/357/6346/71>.
- [12] H. Aoki, N. Tsuji, M. Eckstein, T. Oka, and P. Werner, *Rev. Mod. Phys.* **86**, 779 (2014).
- [13] S. Parham, H. Li, T. J. Nummy, J. A. Waugh, X. Q. Zhou, J. Griffith, J. Schneeloch, R. D. Zhong, G. D. Gu, and D. S. Dessau, *Phys. Rev. X* **7**, 041013 (2017), URL <https://link.aps.org/doi/10.1103/PhysRevX.7.041013>.
- [14] S.-L. Yang, J. A. Sobota, D. Leuenberger, Y. He, M. Hashimoto, D. H. Lu, H. Eisaki, P. S. Kirchmann, and Z.-X. Shen, *Phys. Rev. Lett.* **114**, 247001 (2015), URL <https://link.aps.org/doi/10.1103/PhysRevLett.114.247001>.
- [15] K. Boger, M. Roth, M. Weinelt, T. Fauster, and P.-G. Reinhard, *Phys. Rev. B* **65**, 075104 (2002), URL <https://link.aps.org/doi/10.1103/PhysRevB.65.075104>.
- [16] M. Eckstein and M. Kollar, *Phys. Rev. Lett.* **100**, 120404 (2008), URL <https://link.aps.org/doi/10.1103/PhysRevLett.100.120404>.
- [17] B. Moritz, A. F. Kemper, M. Sentef, T. P. Devereaux, and J. K. Freericks, *Phys. Rev. Lett.* **111**, 077401 (2013), URL <https://link.aps.org/doi/10.1103/PhysRevLett.111.077401>.
- [18] M. Moeckel and S. Kehrein, *Phys. Rev. Lett.* **100**, 175702 (2008), URL <https://link.aps.org/doi/10.1103/PhysRevLett.100.175702>.
- [19] M. Eckstein, M. Kollar, and P. Werner, *Phys. Rev. Lett.* **103**, 056403 (2009), URL <https://link.aps.org/doi/10.1103/PhysRevLett.103.056403>.
- [20] M. Sentef, A. F. Kemper, B. Moritz, J. K. Freericks, Z.-X. Shen, and T. P. Devereaux, *Phys. Rev. X* **3**, 041033 (2013), URL <https://link.aps.org/doi/10.1103/PhysRevX.3.041033>.
- [21] J. D. Rameau, S. Freutel, A. F. Kemper, M. A. Sentef, J. K. Freericks, I. Avigo, M. Ligges, L. Rettig, Y. Yoshida, H. Eisaki, et al., *Nature Communications* **7**, 13761 (2016), article, URL <https://doi.org/10.1038/ncomms13761>.
- [22] M. Ligges, I. Avigo, D. Golež, H. U. R. Strand, Y. Beyazit, K. Hanff, F. Diekmann, L. Stojchevska, M. Källäne, P. Zhou, et al., *Phys. Rev. Lett.* **120**, 166401 (2018), URL <https://link.aps.org/doi/10.1103/PhysRevLett.120.166401>.
- [23] R. Jördens, N. Strohmaier, K. Günter, H. Moritz, and T. Esslinger, *Nature* **455**, 204 (2008).
- [24] T. Esslinger, *Annu. Rev. Condens. Matter Phys.* **1**, 129 (2010).
- [25] B. Sipoš, A. F. Kusmartseva, A. Akrap, H. Berger, L. Forro, and E. Tutis, *Nature Mater.* **7**, 960 (2008).
- [26] L. Perfetti, P. A. Loukakos, M. Lisowski, U. Bovensiepen, H. Berger, S. Biermann, P. S. Cornaglia, A. Georges, and M. Wolf, *Phys. Rev. Lett.* **97**, 067402 (2006).
- [27] P. Fazekas and E. Tosatti, *Philos. Mag. B* **39**, 229 (1979).
- [28] T. Ritschel, J. Trinckauf, K. Koepf, B. Buchner, M. v. Zimmermann, H. Berger, Y. I. Joe, P. Abbamonte, and J. Geck, *Nature Phys.* **11**, 328 (2015).
- [29] A. S. Ngankeu, S. K. Mahatha, K. Guilloy, M. Bianchi, C. E. Sanders, K. Hanff, K. Rossnagel, J. A. Miwa, C. Breth Nielsen, M. Bremholm, et al., *Phys. Rev. B* **96**, 195147 (2017).
- [30] S.-H. Lee, J. S. Goh, and D. Cho, *Phys. Rev. Lett.* **122**, 106404 (2019).
- [31] J. Demsar, L. Forró, H. Berger, and D. Mihailovic, *Phys. Rev. B* **66**, 041101 (2002), URL <https://link.aps.org/doi/10.1103/PhysRevB.66.041101>.
- [32] M. Eichberger, H. Schäfer, M. Krumova, M. Beyer, J. Demsar, H. Berger, G. Moriena, G. Sciaini, and R. J. D. Miller, *Nature* **468**, 799 (2010), URL <https://doi.org/10.1038/nature09539>.
- [33] S. Hellmann, M. Beye, C. Sohrt, T. Rohwer, F. Sorgenfrei, H. Redlin, M. Källäne, M. Marczyński-Bühlow, F. Hennies, M. Bauer, et al., *Phys. Rev. Lett.* **105**, 187401 (2010).
- [34] J. C. Petersen, S. Kaiser, N. Dean, A. Simoncig, H. Liu, A. L. Cavalieri, C. Cacho, I. C. E. Turcu, E. Springate,

- F. Frassetto, et al., Phys. Rev. Lett. **107**, 177402 (2011).
- [35] S. Vogelgesang, G. Storeck, J. G. Horstmann, T. Diekmann, M. Sivilis, S. Schramm, K. Rossnagel, S. Schäfer, and C. Ropers, Nature Physics **14**, 184 (2017), URL <https://doi.org/10.1038/nphys4309>.
- [36] J. Hubbard, Proc. R. Soc. Lond. A **276**, 238 (1963).
- [37] P. Navez and R. Schützhold, Phys. Rev. A **82**, 063603 (2010), URL <https://link.aps.org/doi/10.1103/PhysRevA.82.063603>.
- [38] F. Queisser, P. Navez, and R. Schützhold, Phys. Rev. A **85**, 033625 (2012), URL <https://link.aps.org/doi/10.1103/PhysRevA.85.033625>.
- [39] F. Queisser, K. V. Krutitsky, P. Navez, and R. Schützhold, Phys. Rev. A **89**, 033616 (2014), URL <https://link.aps.org/doi/10.1103/PhysRevA.89.033616>.
- [40] K. V. Krutitsky, P. Navez, F. Queisser, and R. Schützhold, EPJ Quant. Tech. **1**, 12 (2014).
- [41] P. Navez, F. Queisser, and R. Schützhold, Jour. Phys. A: Math. and Theor. **47**, 225004 (2014).
- [42] P. Navez, F. Queisser, and R. Schützhold, Phys. Rev. A **94**, 023629 (2016), URL <https://link.aps.org/doi/10.1103/PhysRevA.94.023629>.
- [43] F. Queisser and R. Schützhold, URL [arXiv:1812.08581](https://arxiv.org/abs/1812.08581).