

WASP-South hot Jupiters: WASP-178b, WASP-184b, WASP-185b & WASP-192b

Coel Hellier¹, D.R. Anderson^{1,2}, K. Barkaoui^{3,4}, Z. Benkhaldoun³, F. Bouchy⁵, A. Burdanov⁶, A. Collier Cameron⁷, L. Delrez^{6,8}, M. Gillon⁶, E. Jehin⁶, L.D. Nielsen⁵, P.F.L. Maxted¹, F. Pepe⁵, D. Pollacco², F.J. Pozuelos^{4,6}, D. Queloz⁸, D. Ségransan⁵, B. Smalley¹, A.H.M.J. Triaud⁹, O.D. Turner^{1,5}, S. Udry⁵, and R.G. West²

¹*Astrophysics Group, Keele University, Staffordshire, ST5 5BG, UK*

²*Department of Physics, University of Warwick, Gibbet Hill Road, Coventry CV4 7AL, UK*

³*Oukaimeden Observatory, High Energy Physics and Astrophysics Laboratory, Cadi Ayyad University, Marrakech, Morocco*

⁴*Astrobiology Research Unit, Université de Liège, Liège, Belgium*

⁵*Observatoire astronomique de l'Université de Genève 51 ch. des Maillettes, 1290 Sauverny, Switzerland*

⁶*Space sciences, Technologies and Astrophysics Research (STAR) Institute, Université de Liège, Liège 1, Belgium*

⁷*SUPA, School of Physics and Astronomy, University of St. Andrews, North Haugh, Fife, KY16 9SS, UK*

⁸*Cavendish Laboratory, J J Thomson Avenue, Cambridge, CB3 0HE, UK*

⁹*School of Physics & Astronomy, University of Birmingham, Edgbaston, Birmingham, B15 2TT, UK*

date

ABSTRACT

We report on four new transiting hot Jupiters discovered by the WASP-South survey. WASP-178b transits a $V = 9.9$, A1V star with $T_{\text{eff}} = 9350 \pm 150$ K, the second-hottest transit host known. It has a highly bloated radius of $1.81 \pm 0.09 R_{\text{Jup}}$, in line with the known correlation between high irradiation and large size. With an estimated temperature of 2470 ± 60 K, the planet is one of the best targets for studying ultra-hot Jupiters that is visible from the Southern hemisphere. The three host stars WASP-184, WASP-185 and WASP-192 are all post-main-sequence G0 stars of ages 4–8 Gyr. The larger stellar radii ($1.3\text{--}1.7 M_{\odot}$) mean that the transits are relatively shallow (0.7–0.9%) even though the planets have moderately inflated radii of $1.2\text{--}1.3 R_{\text{Jup}}$. WASP-185b has an eccentric orbit ($e = 0.24$) and a relatively long orbital period of 9.4 d. A star that is 4.6 arcsec from WASP-185 and 4.4 mag fainter might be physically associated.

Key words: Planetary Systems – stars: individual (WASP-178, WASP-184, WASP-185, WASP-192)

1 INTRODUCTION

Since its start in May 2006 the WASP-South survey for transiting exoplanets operated until mid 2016, obtaining data on over 2500 nights and recording 400 billion photometric data points on 10 million stars. From 2006 to mid-2012 WASP-South used 200-mm, $f/1.8$ lenses, searching for transits of stars of $V = 9\text{--}13$, and obtaining typically 20 000 data points on each star. Coverage adds up to the whole sky between declination $+8^{\circ}$ and -70° , other than the crowded galactic plane, with each field being observed in typically 3 or 4 different years. In mid-2012 WASP-South switched to 85-mm, $f/1.2$ lenses, changing the useful magnitude range to $V = 6.5\text{--}11.5$, with the aim of finding the very brightest hot-Jupiter hosts such as WASP-189 (Anderson et al. 2018).

WASP-South transit candidates proved well matched to follow-up with the 1.2-m Euler telescope and CORALIE

spectrograph, teamed with the TRAPPIST-South and (more recently) TRAPPIST-North photometric telescopes, which together observed 1600 planet candidates. So far WASP-South has led to the announcement of 154 transiting exoplanets (34 of them jointly with data from WASP-South's northern counterpart, SuperWASP).¹

Follow-up of WASP-South candidates is now nearing completion, and in any case such surveys are rapidly being superseded by the space-based TESS survey (Ricker et al. 2016). We report here four new transiting hot Jupiters. While WASP-184b and WASP-192b are routine hot Jupiters transiting fainter, $V = 12$, stars, WASP-178b transits a bright A1V star that is the hottest of the WASP planet hosts, while WASP-185b has an eccentric, 9.4-d orbit.

¹ See <https://wasp-planets.net>

Table 1. Observations

Facility	Date	Notes
WASP-178:		
WASP-South	2006 May–2014 Aug	101 600 points
CORALIE	2017 Apr–2018 Jul	23 RVs
EulerCAM	2018 Mar 26	<i>I</i> filter
WASP-184:		
WASP-South	2007 Feb–2012 Jul	24 300 points
CORALIE	2015 Jun–2018 Jul	19 RVs
TRAPPIST-South	2016 Mar 05	blue-block
EulerCAM	2018 Apr 11 02	<i>R</i> filter
WASP-185:		
WASP-South	2006 May–2012 Jun	34 000 points
CORALIE	2015 Jun–2018 Aug	24 RVs
TRAPPIST-South	2014 Apr 09	<i>z</i> band
TRAPPIST-North	2019 Jun 09	<i>z</i> band
WASP-192:		
WASP-South	2006 May–2012 Jul	42 200 points
CORALIE	2016 Jun–2019 Apr	12 RVs
TRAPPIST-South	2016 Apr 17	blue-block
TRAPPIST-South	2019 Jun 06	<i>I</i> + <i>z</i> band

2 OBSERVATIONS

The WASP-South photometry was accumulated into multi-year lightcurves for every catalogued star, which were then searched for transits using automated routines (Pollacco et al. 2006; Collier Cameron et al. 2007b), followed by human vetting of the search outputs. Planet candidates were then listed for followup observations by the TRAPPIST-South 0.6-m robotic photometer (e.g. Gillon et al. 2013) and the Euler/CORALIE spectrograph (e.g. Triaud et al. 2013). Transit photometry for the stars reported here was also obtained with the EulerCAM photometer (e.g. Lendl et al. 2012) and with TRAPPIST-North (Barkaoui et al. 2019). Our observations are listed in Table 1.

For three of our stars (WASP-184, WASP-185 and WASP-192) the CORALIE spectra were reduced to radial-velocity measurements using a standard G2 mask (Pepe et al. 2002), while for the hotter star WASP-178 we used an A0 mask.

As we routinely do for WASP-South planet discoveries, we used the WASP photometry, typically spanning 6 months of observation in a year and several years of coverage, to look for rotational modulations of the planet-host stars. Our methods are detailed in Maxted et al. 2011. For the four stars reported here we found no significant modulations with upper limits of 1–2 mmags (as reported in the Tables for each star).

3 SPECTRAL ANALYSES

We combined the CORALIE spectra for each object in order to make a spectral analysis. For three of the stars discussed here (WASP-184, WASP-185 and WASP-192) we adopt the same methods used in recent WASP-South papers (e.g. Hellier et al. 2019), as described by Doyle et al. (2013). Thus we estimated the effective temperature, T_{eff} , from the H α line, and the surface gravity, $\log g$, from Na I D and Mg I b lines. We also translate the T_{eff} value to give an

indicative spectral type. To estimate the metallicity, [Fe/H], we make equivalent-width measurements of unblended Fe I lines, quoting errors that take account of the uncertainties in T_{eff} and $\log g$. We use the same Fe I lines to measure $v \sin i$ values, taking into account the CORALIE instrumental resolution ($R = 55\,000$) and adopting macroturbulence values from Doyle et al. (2014). WASP-178 is much hotter than the above stars, with $T_{\text{eff}} = 9350 \pm 150$ K. For this star we measured clean lines in the spectral range 500–600 nm and used them to find parameters which minimised the scatter in Fe line abundances by adjusting excitation balance, ionization balance and macroturbulence. The spectral analysis values are reported in the Tables for each star.

4 SYSTEM PARAMETERS

Our process for parametrising the systems combines all our data, photometry and radial-velocity measurements, in one Markov-chain Monte-Carlo (MCMC) analysis, using a code developed in several iterations from that originally described by Collier Cameron et al. (2007a).

Our standard procedure (see, e.g., Hellier et al. 2019) places a Gaussian “prior” on the stellar mass. We derive this using the stellar effective temperature and metallicity, from the spectral analysis, and an estimate of the stellar density, from initial analysis of the transit. These are used as inputs to the BAGEMASS code (Maxted et al. 2015), based on the GARSTEC stellar evolution code (Weiss & Schlattl 2008), which then outputs estimates for the stellar mass and age.

In more recent WASP-South papers, following the availability of GAIA DR2 parallaxes (Gaia Collaboration et al. 2016, 2018), we also place a prior on the stellar radius. We apply the Stassun & Torres (2018) correction to the parallax to produce a distance estimate, and then use the Infra-Red Flux Method (Blackwell & Shallis 1977) to arrive at the stellar radius. Before the GAIA DR2, getting the stellar radius wrong was one of the commonest sources of systematic error in transit analyses, and thus a prior on the radius improves the reliability of the solution and can make up for limitations in the transit photometry (see, e.g., Hellier et al. 2018).

In modelling the RVs we first allowed an eccentric orbit (which is required for WASP-185) but where it was not required (the other three systems) we enforced a circular orbit (as discussed in Anderson et al. 2012, this makes use of the expectation that the time for tidal circularisation of a hot-Jupiter orbit is often shorter than the time in its current orbit). To fit the transit photometry we adopted limb-darkening coefficients by interpolating from the 4-parameter, non-linear law of Claret (2000), as appropriate for the star’s temperature and metallicity. The MCMC code includes a step where the error bars are inflated such that the fit to each dataset has a χ^2_{ν} of 1. This allows for red noise not accounted for in the input errors, thus balancing the different datasets and increasing the output error ranges. An account of the effects of red noise in typical WASP-planet discovery datasets is given in Smith et al. (2012).

The parameters resulting from the MCMC analysis are listed in the tables for each system. T_c is the mid-transit epoch, P is the orbital period), ΔF is the transit depth that would be observed in the absence of limb-darkening), T_{14} is the duration from first to fourth contact), b the impact pa-

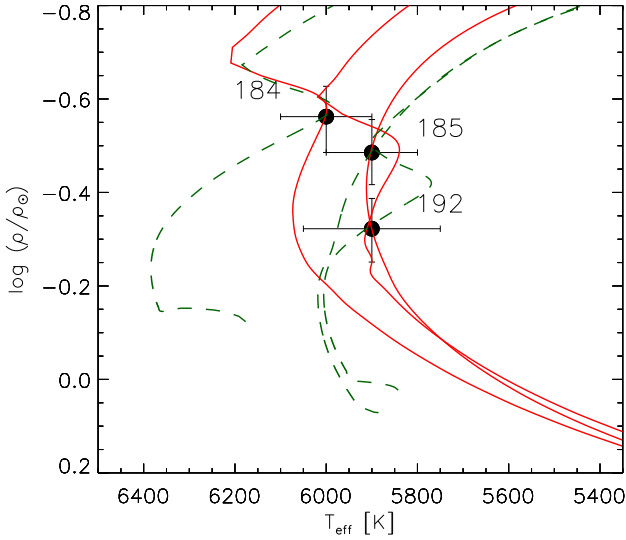


Figure 1. The host star’s effective temperature (T_{eff}) versus density, each symbol being labelled by the WASP planet number). We show best-fit evolution tracks (green dashed lines) and isochrones (red solid lines) for the masses, ages and $[\text{Fe}/\text{H}]$ values listed in Table 2.

parameter, and K_1 the stellar reflex velocity. For WASP-184, WASP-185 and WASP-192 the BAGEMASS outputs are tabulated in Table 2 while the best-fit stellar evolution tracks and isochrones are shown in Fig. 1 (WASP-178 is too hot for the BAGEMASS code to be reliable).

5 WASP-178

WASP-178 (= HD 134004) is a bright, $V = 9.95$, star for which the spectral analysis suggests $T_{\text{eff}} = 9350 \pm 150$ K and an A1 IV–V classification (Table 3; Fig. 2). It appears to be a mild hot Am star, slightly enhanced in Fe ($[\text{Fe}/\text{H}] = +0.21 \pm 0.16$) and slightly depleted in Ca and Sc ($[\text{Ca}/\text{H}] = -0.06 \pm 0.14$; $[\text{Sc}/\text{H}] = -0.35 \pm 0.08$). Y and Ba are also enhanced by $+0.35 \pm 0.10$ and $+0.96 \pm 0.15$, respectively. Interstellar Na D lines lead to an estimate of $E(B-V) = 0.06 \pm 0.01$, which then implies (through the Infra Red Flux Method) a T_{eff} of 9390 ± 190 K, consistent with that from the spectral analysis. The projected rotation speed is relatively low at $v \sin i = 8.2 \pm 0.6$ km s^{-1} (measured assuming zero macroturbulence). We report (Table 3) a stellar mass of $2.07 \pm 0.11 M_{\odot}$ and a stellar radius of $1.67 \pm 0.07 R_{\odot}$, which indicate a main-sequence, non-evolved status.

WASP-178 appears to be relatively isolated on the sky, with no nearby stars within 17 arcsec listed in GAIA DR2, and all stars within 30 arcsecs being >7 magnitudes fainter. However, WASP-178 is noted in GAIA DR2 as having significant excess noise in the astrometry, amounting to 0.18 mas in 254 astrometric observations. This could indicate an unresolved binary companion.

With a temperature of 9350 ± 150 K, WASP-178 is the second hottest known host of a hot Jupiter, behind the A0 star KELT-9 (Gaudi et al. 2017) at 10 170 K and ahead

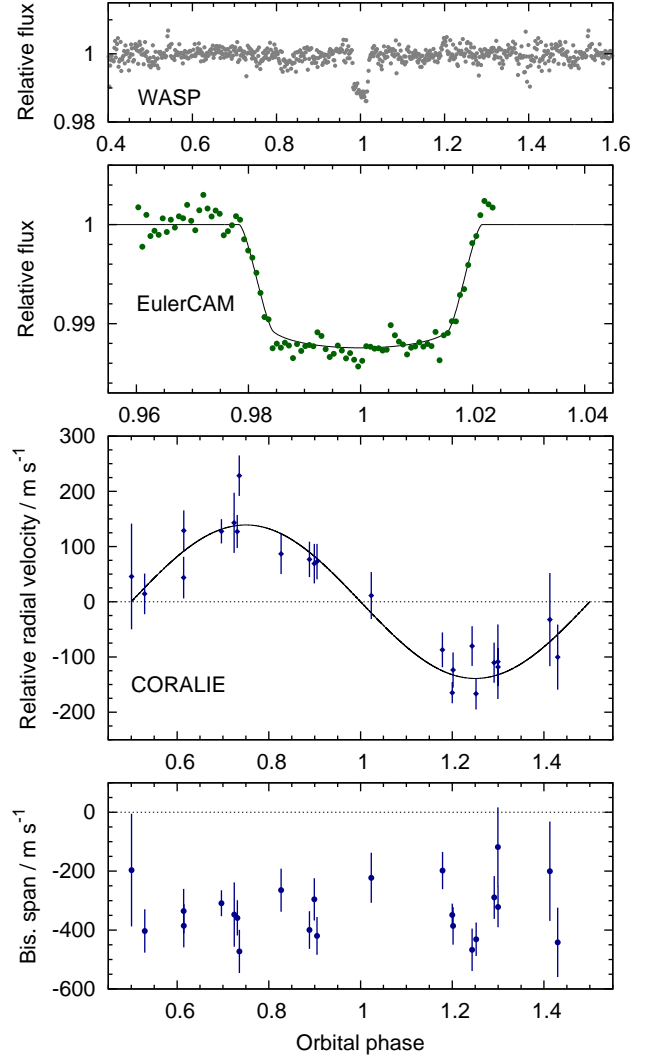


Figure 2. WASP-178b discovery data: (Top) The WASP data folded on the transit period. (Second panel) The EulerCAM transit lightcurve together with the fitted MCMC model. (Third panel) The CORALIE RV data and fitted model. (Bottom) The bisector spans of the CORALIE data (which provide a check against transit mimics).

of the A2 star MASCARA-2/KELT-20 (Lund et al. 2017; Talens et al. 2018) at 8980 K.

Despite the high stellar temperature, CORALIE RVs are able to detect the orbital motion. The planet is in a 3.3-day orbit with a mass of $1.66 \pm 0.12 M_{\text{Jup}}$ and a bloated radius of $1.81 \pm 0.09 R_{\text{Jup}}$. The estimated equilibrium temperature is 2470 ± 60 K, the hottest of any planet with an orbital period of >3 d.

6 WASP-184

WASP-184 is a $V = 12.9$, G0 star with a metallicity of $[\text{Fe}/\text{H}] = +0.12 \pm 0.08$ and a distance of 640 ± 28 pc (Table 4; Fig. 3). WASP-184 is relatively isolated with no stars recorded in GAIA DR2 within 10 arcsecs, and only 2 stars (>6 magnitudes fainter) within 30 arcsecs. There is no excess

Table 2. Bayesian mass and age estimates for the host stars using GARSTEC stellar models assuming $\alpha_{\text{MLT}} = 1.78$. Columns 2, 3 and 4 give the maximum-likelihood estimates of the age, mass, and initial metallicity, respectively. Column 5 is the chi-squared statistic of the fit for the parameter values in columns 2, 3, and 4. Columns 6 and 7 give the mean and standard deviation of their posterior distributions. Column 8 (p_{MS}) is the probability that the star is still on the main sequence. The systematic errors on the mass and age due to uncertainties in the mixing length and helium abundance are given in columns 9 to 12.

Star	$\tau_{\text{iso,b}}$ [Gyr]	$M_{\text{b}}[M_{\odot}]$	$[\text{Fe}/\text{H}]_{\text{i,b}}$	χ^2	$\langle\tau_{\text{iso}}\rangle$ [Gyr]	$\langle M_{\star}\rangle [M_{\odot}]$	$\sigma_{\tau,Y}$	$\sigma_{\tau,\alpha}$	$\sigma_{M,Y}$	$\sigma_{M,\alpha}$
WASP-184	4.0	1.29	+0.168	0.01	4.66 ± 1.15	1.245 ± 0.072	-0.13	0.40	-0.036	-0.005
WASP-185	7.2	1.09	+0.066	0.01	6.63 ± 1.58	1.116 ± 0.068	0.23	1.87	-0.048	-0.069
WASP-192	5.1	1.16	+0.215	0.01	5.70 ± 1.92	1.137 ± 0.069	0.21	0.98	-0.043	-0.016

Table 3. System parameters for WASP-178.

1SWASP J150904.89-424217.7
 HD 134004; 2MASS 15090488-4242178
 GAIA RA = $15^{\text{h}}09^{\text{m}}04.89^{\text{s}}$, Dec = $-42^{\circ}42'17.8''$ (J2000)
 V mag = 9.95; GAIA G = 9.91; J = 9.77
 Rotational modulation: < 1.5 mmag
 GAIA DR2 pm (RA) -10.01 ± 0.12 (Dec) -5.65 ± 0.10 mas/yr
 GAIA DR2 parallax: 2.3119 ± 0.0600 mas
 Distance = 418 ± 16 pc

Stellar parameters from spectroscopic analysis.

Spectral type	A1 IV-V
T_{eff} (K)	9350 ± 150
$\log g$	4.35 ± 0.15
$v \sin i$ (km s^{-1})	8.2 ± 0.6
Microturbulence (km s^{-1})	2.9 ± 0.2
$[\text{Fe}/\text{H}]$	$+0.21 \pm 0.16$
$[\text{Ca}/\text{H}]$	-0.06 ± 0.14
$[\text{Sc}/\text{H}]$	-0.35 ± 0.08
$[\text{Cr}/\text{H}]$	$+0.43 \pm 0.10$
$[\text{Ni}/\text{H}]$	$+0.32 \pm 0.12$

Parameters from MCMC analysis.

P (d)	3.3448285 ± 0.0000012
T_{c} (HJD) (UTC)	$245\,6927.06839 \pm 0.00047$
T_{14} (d)	0.1446 ± 0.0016
$T_{12} = T_{34}$ (d)	0.0197 ± 0.0016
$\Delta F = R_{\text{P}}^2/R_{\star}^2$	0.01243 ± 0.00028
b	0.54 ± 0.05
i ($^{\circ}$)	85.7 ± 0.6
K_1 (km s^{-1})	0.139 ± 0.009
γ (km s^{-1})	-23.908 ± 0.007
e	0 (adopted) (< 0.08 at 2σ)
a/R_{\star}	7.17 ± 0.21
M_{\star} (M_{\odot})	2.07 ± 0.11
R_{\star} (R_{\odot})	1.67 ± 0.07
$\log g_{\star}$ (cgs)	4.31 ± 0.04
ρ_{\star} (ρ_{\odot})	0.44 ± 0.05
T_{eff} (K)	9360 ± 150
M_{P} (M_{Jup})	1.66 ± 0.12
R_{P} (R_{Jup})	1.81 ± 0.09
$\log g_{\text{P}}$ (cgs)	3.07 ± 0.05
ρ_{P} (ρ_{J})	0.28 ± 0.05
a (AU)	0.0558 ± 0.0010
$T_{\text{P,A=0}}$ (K)	2470 ± 60

Priors were $M_{\star} = 2.04 \pm 0.12 M_{\odot}$ and $R_{\star} = 1.81 \pm 0.12 R_{\odot}$

Errors are 1σ ; Limb-darkening coefficients were:

r band: $a_1 = 0.669$, $a_2 = -0.223$, $a_3 = 0.280$, $a_4 = -0.125$

I band: $a_1 = 0.724$, $a_2 = -0.616$, $a_3 = 0.644$, $a_4 = -0.245$

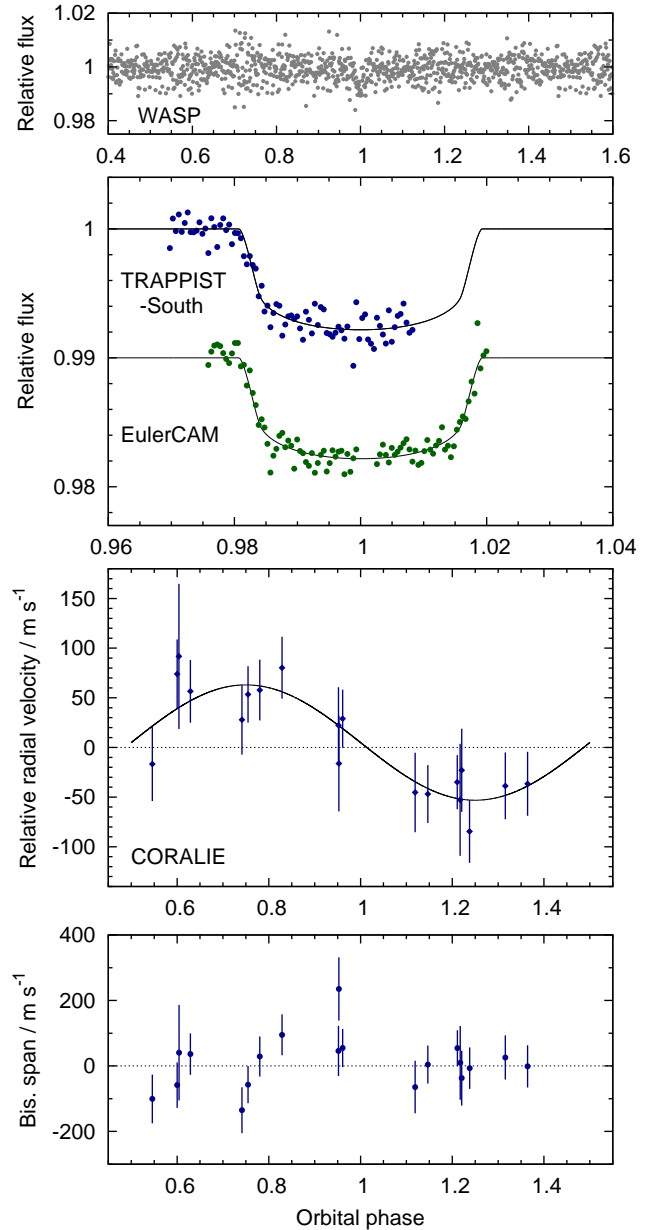


Figure 3. WASP-184b discovery data and fitted model, as for Fig. 2. The TRAPPIST, EulerCAM and CORALIE observations are listed in Table 1.

Table 4. System parameters for WASP-184.

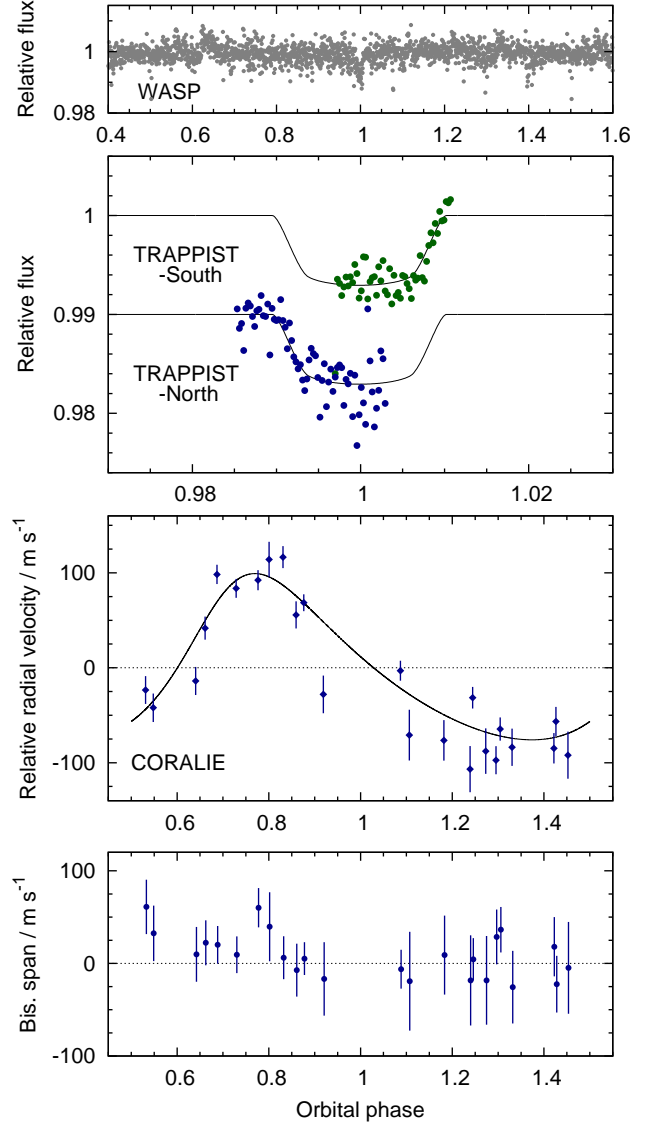
1SWASP J135804.10–302053.0	
2MASS 13580408–3020532	
GAIA RA = $13^{\text{h}}58^{\text{m}}04.09^{\text{s}}$, Dec = $-30^{\circ}20'53.3''$ (J2000)	
V mag = 12.9; GAIA G = 12.57; J = 11.6	
Rotational modulation: < 2 mmag	
GAIA DR2 pm (RA) -4.36 ± 0.06 (Dec) -5.09 ± 0.06 mas/yr	
GAIA DR2 parallax: 1.480 ± 0.037 mas	
Distance = 640 ± 28 pc	
Stellar parameters from spectroscopic analysis.	
Spectral type	G0
T_{eff} (K)	6000 ± 100
$\log g$	4.0 ± 0.2
$v \sin i$ (km s^{-1})	4.5 ± 1.1
[Fe/H]	$+0.12 \pm 0.08$
$\log A(\text{Li})$	2.04 ± 0.08
Parameters from MCMC analysis.	
P (d)	5.18170 ± 0.00001
T_c (HJD) (UTC)	$245\,7630.008 \pm 0.001$
T_{14} (d)	0.1990 ± 0.0027
$T_{12} = T_{34}$ (d)	0.0187 ± 0.0024
$\Delta F = R_p^2/R_*^2$	0.0069 ± 0.0003
b	0.44 ± 0.14
i ($^\circ$)	86.9 ± 1.1
K_1 (km s^{-1})	0.058 ± 0.010
γ (km s^{-1})	8.366 ± 0.008
e	0 (adopted) (< 0.25 at 2σ)
a/R_*	8.19 ± 0.42
M_* (M_\odot)	1.23 ± 0.07
R_* (R_\odot)	1.65 ± 0.09
$\log g_*$ (cgs)	4.09 ± 0.05
ρ_* (ρ_\odot)	0.27 ± 0.05
T_{eff} (K)	6000 ± 100
M_p (M_{Jup})	0.57 ± 0.10
R_p (R_{Jup})	1.33 ± 0.09
$\log g_p$ (cgs)	2.87 ± 0.10
ρ_p (ρ_{J})	0.24 ± 0.07
a (AU)	0.0627 ± 0.0012
$T_{p,A=0}$ (K)	1480 ± 50
Priors were $M_* = 1.25 \pm 0.07 M_\odot$ and $R_* = 1.59 \pm 0.10 R_\odot$	
Errors are 1σ ; Limb-darkening coefficients were:	
r band: $a_1 = 0.578$, $a_2 = 0.022$, $a_3 = 0.359$, $a_4 = -0.230$	

astrometric noise recorded in DR2. The mass and radius of WASP-184 ($1.23 \pm 0.07 M_\odot$; $1.65 \pm 0.09 R_\odot$) imply that it is evolving off the main sequence. Using the BAGEMASS code we compute an age of 4.7 ± 1.1 Gyr. Lithium depletion to the measured value of $\log A(\text{Li}) = 2.04 \pm 0.08$ could take ~ 5 Gyr according to Table 3 of [Sestito & Randich \(2005\)](#), which is consistent with the BAGEMASS age.

The system is reasonably well parametrised by a partial transit from TRAPPIST-South, a nearly-full transit from EulerCAM, and 19 RVs from CORALIE. The planet is in a 5.18-d orbit and is a moderately bloated, lower-mass hot Jupiter ($0.57 \pm 0.07 M_{\text{Jup}}$; $1.33 \pm 0.09 R_{\text{Jup}}$).

7 WASP-185

WASP-185 is a $V = 11.1$, G0 star with a solar metallicity ($[\text{Fe}/\text{H}] = -0.02 \pm 0.06$) at a distance of 275 ± 6 pc (Ta-


Figure 4. WASP-185b discovery data and fitted model, as for Figs. 2 & 3.

ble 5; Fig. 4). It has an apparent companion star 4.6 arcsecs away and 4.4 mag fainter in GAIA G (too faint for GAIA to report its proper motion, so we don't know whether the two are physically associated; at the distance of WASP-185 the separation would correspond to 1200 AU). Otherwise WASP-185 is relatively isolated (with 3 other stars, >9 magnitudes fainter, between 20 and 30 arcsecs away). There is no DR2 excess astrometric noise reported for WASP-185. The companion star is sufficiently distant that it will not affect the CORALIE RVs, however it is included in the extraction aperture for the TRAPPIST photometry. We therefore applied a correction of 1.8% to the transit photometry, though in practice this is much less than the uncertainties.

The mass and radius of WASP-185 ($1.12 \pm 0.06 M_\odot$; $1.50 \pm 0.08 R_\odot$) indicate an evolved star, and the BAGEMASS code suggests an age of 6.6 ± 1.6 Gyr. Lithium depletion to the measured value of $\log A(\text{Li}) = 2.37 \pm 0.09$ could take ~ 2 Gyr, but this abundance of lithium is found

Table 5. System parameters for WASP-185.

1SWASP J141614.30–193232.1
2MASS 14161431–1932321
GAIA RA = $14^{\text{h}}16^{\text{m}}14.31^{\text{s}}$, Dec = $-19^{\circ}32'32.2''$ (J2000)
V mag = 11.1; GAIA G = 10.89; J = 9.87
Rotational modulation: < 1 mmag
GAIA DR2 pm (RA) -13.40 ± 0.08 (Dec) -6.06 ± 0.07 mas/yr
GAIA DR2 parallax: 3.552 ± 0.043 mas
Distance = 275 ± 6 pc

Stellar parameters from spectroscopic analysis.

Spectral type	G0
T_{eff} (K)	5900 ± 100
$\log g$	4.0 ± 0.2
$v \sin i$ (km s^{-1})	2.8 ± 0.9
[Fe/H]	-0.02 ± 0.06
$\log A(\text{Li})$	2.37 ± 0.09

Parameters from MCMC analysis.

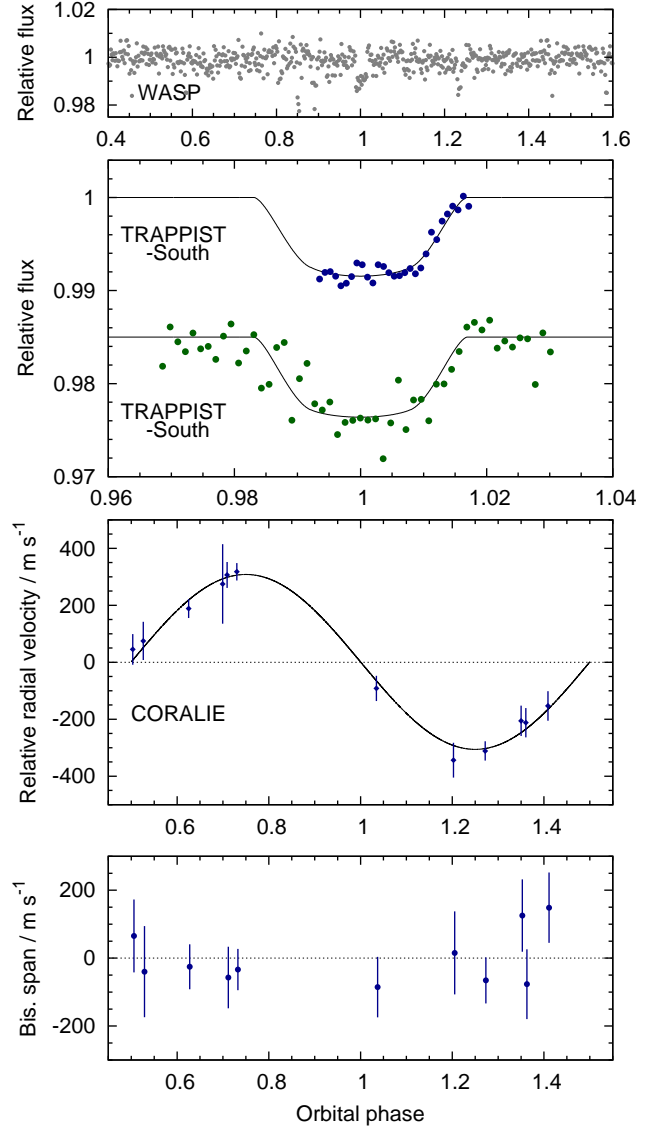
P (d)	9.38755 ± 0.00002
T_c (HJD) (UTC)	$245\,6935.982 \pm 0.002$
T_{14} (d)	0.192 ± 0.006
$T_{12} = T_{34}$ (d)	0.040 ± 0.006
$\Delta F = R_p^2/R_*^2$	0.0073 ± 0.0005
b	0.81 ± 0.03
i ($^\circ$)	86.8 ± 0.3
K_1 (km s^{-1})	0.088 ± 0.004
γ (km s^{-1})	23.874 ± 0.003
e	0.24 ± 0.04
ω (deg)	-42 ± 7
a/R_*	12.9 ± 0.7
M_* (M_\odot)	1.12 ± 0.06
R_* (R_\odot)	1.50 ± 0.08
$\log g_*$ (cgs)	4.13 ± 0.05
ρ_* (ρ_\odot)	0.33 ± 0.06
T_{eff} (K)	5900 ± 100
M_p (M_{Jup})	0.98 ± 0.06
R_p (R_{Jup})	1.25 ± 0.08
$\log g_p$ (cgs)	3.15 ± 0.07
ρ_p (ρ_J)	0.50 ± 0.12
a (AU)	0.0904 ± 0.0017
$T_{p,A=0}$ (K)	1160 ± 35

Priors were $M_* = 1.11 \pm 0.06 M_\odot$ and $R_* = 1.58 \pm 0.09 R_\odot$
 Errors are 1σ ; Limb-darkening coefficients were:
 r band: $a_1 = 0.568$, $a_2 = -0.009$, $a_3 = 0.443$, $a_4 = -0.271$
 z band: $a_1 = 0.651$, $a_2 = -0.334$, $a_3 = 0.621$, $a_4 = -0.320$

in NGC 188 which is ~ 8 Gyr old according to Table 3 of [Sestito & Randich \(2005\)](#). Thus the lithium is consistent with the BAGEMASS age.

We have only limited photometry of the transit, one ingress and one egress, both obtained in deteriorating observing conditions, and so the transit parameterisation depends substantially on the stellar radius deduced from the GAIA DR2 distance. Our 24 CORALIE RVs trace out an eccentric orbit, though there is clearly additional scatter of unknown origin. This could be magnetic activity of the host star, though no rotational modulation is seen in the WASP data to a limit of 1 mmag (WASP-166 is an example of a system showing RV variation owing to magnetic activity, but no rotational modulation; [Hellier et al. 2018](#)).

The planet's orbit has a relatively long period for a hot Jupiter, at 9.39 d, and has an eccentricity of $e = 0.24 \pm$

**Figure 5.** WASP-192b discovery data and fitted model, as for Figs. 2 & 3.

0.04. The impact factor is relatively high at $b = 0.81 \pm 0.03$. The planet's mass and radius ($0.98 \pm 0.06 M_{\text{Jup}}$; $1.25 \pm 0.08 R_{\text{Jup}}$) are typical for hot Jupiters.

8 WASP-192

WASP-192 is a $V = 12.3$, G0 star with metallicity $[\text{Fe}/\text{H}] = +0.14 \pm 0.08$ at a distance of 495 ± 22 pc (Table 6; Fig. 5). It is isolated in the sky, with no stars less than 6 magnitudes fainter within 30 arcsecs according to GAIA DR2. There is no excess astrometric noise reported in DR2. The mass and radius ($1.09 \pm 0.06 M_\odot$; $1.32 \pm 0.07 R_\odot$) indicate a moderately evolved star, and the BAGEMASS code produces an age of 5.7 ± 1.9 Gyr. Lithium depletion to the measured $\log A(\text{Li}) = 2.11 \pm 0.13$ could take ~ 5 Gyr according to Table 3 of [Sestito & Randich \(2005\)](#), which is consistent with the BAGEMASS age.

Table 6. System parameters for WASP-192.

1SWASP J145438.06–384439.6	
2MASS 14543809–3844403	
GAIA RA = $14^{\text{h}}54^{\text{m}}38.09^{\text{s}}$, Dec = $-38^{\circ}44'40.3''$ (J2000)	
V mag = 12.3; GAIA G = 12.53; J = 11.5	
Rotational modulation: < 2 mmag	
GAIA DR2 pm (RA) 0.72 ± 0.07 (Dec) -1.53 ± 0.06 mas/yr	
GAIA DR2 parallax: 1.939 ± 0.062 mas	
Distance = 495 ± 22 pc	
Stellar parameters from spectroscopic analysis.	
Spectral type	G0
T_{eff} (K)	5900 ± 150
$\log g$	4.5 ± 0.2
$v \sin i$ (km s $^{-1}$)	3.1 ± 1.1
[Fe/H]	$+0.14 \pm 0.08$
$\log A(\text{Li})$	2.11 ± 0.13
Parameters from MCMC analysis.	
P (d)	2.8786765 ± 0.0000028
T_c (HJD) (UTC)	$245\,7271.3331 \pm 0.0017$
T_{14} (d)	0.0964 ± 0.0040
$T_{12} = T_{34}$ (d)	0.026 ± 0.004
$\Delta F = R_p^2/R_*^2$	0.00926 ± 0.00061
b	0.84 ± 0.03
i ($^{\circ}$)	82.7 ± 0.6
K_1 (km s $^{-1}$)	0.307 ± 0.017
γ (km s $^{-1}$)	15.896 ± 0.013
e	0 (adopted) (< 0.25 at 2σ)
a/R_*	6.65 ± 0.34
M_* (M_{\odot})	1.09 ± 0.06
R_* (R_{\odot})	1.32 ± 0.07
$\log g_*$ (cgs)	4.236 ± 0.051
ρ_* (ρ_{\odot})	0.476 ± 0.080
T_{eff} (K)	5910 ± 145
M_P (M_{Jup})	2.30 ± 0.16
R_P (R_{Jup})	1.23 ± 0.08
$\log g_P$ (cgs)	3.54 ± 0.07
ρ_P (ρ_J)	1.22 ± 0.31
a (AU)	0.0408 ± 0.0008
$T_{P,A=0}$ (K)	1620 ± 60
Priors were $M_* = 1.09 \pm 0.06 M_{\odot}$ and $R_* = 1.34 \pm 0.08 R_{\odot}$	
Errors are 1σ ; Limb-darkening coefficients were:	
r band: $a_1 = 0.621$, $a_2 = -0.179$, $a_3 = 0.655$, $a_4 = -0.356$	
I band: $a_1 = 0.697$, $a_2 = -0.435$, $a_3 = 0.801$, $a_4 = -0.394$	

The planet WASP-192b has a typical hot-Jupiter orbit of $P = 2.88$ d with a relatively high impact parameter of $b = 0.84 \pm 0.03$. We have TRAPPIST photometry of one partial transit and one full transit, though that was in poorer observing conditions. The planet is more massive than average for a hot Jupiter at $2.30 \pm 0.16 M_{\text{Jup}}$, such that 12 CORALIE RVs show a well-defined orbital motion. The radius of $1.23 \pm 0.08 R_{\text{Jup}}$ is typical of hot Jupiters that have masses in the range 2–3 M_{Jup} .

9 DISCUSSION

Recent papers have outlined a class of “ultra-hot Jupiters”, defined by [Parmentier et al. \(2018\)](#) as Jupiters with day-side temperatures greater than 2200 K. Atmospheric characterisation of UHJs such as WASP-18b, WASP-103b and WASP-

121b (e.g. [Kreidberg et al. 2018a](#); [Arcangeli et al. 2019](#)) has revealed systematically different behaviour from cooler planets. Whereas cooler planets can show strong water features (e.g. WASP-107b; [Kreidberg et al. 2018b](#)) water is thought to disassociate on the day-sides of UHJs, such that no water features are seen. The disassociated ions then drift to the night side, where they recombine. The molecule CO, however, has a stronger molecular bond, and is still present on the day sides of UHJs, where it can produce an emission feature (e.g. [Parmentier et al. 2018](#)).

In Table 7 we list the hottest of all the known hot Jupiters, ordered by calculated equilibrium temperature (which, of course, is less than the day-side temperature, so the [Parmentier et al. 2018](#) definition of UHJs would include more objects; we take the temperature data from TEPcat² as likely the most complete and uniform source; we also exclude brown dwarfs). WASP-178b now joins this group. Transiting a $V = 9.95$ star, it is among the best UHJ targets visible from the Southern Hemisphere, along with WASP-18b, WASP-103b, WASP-121b and WASP-189b.

A correlation between high irradiation of hot Jupiters and bloated radii is now well established (e.g. [Hartman et al. 2016](#); [Bhatti et al. 2016](#); [Sestovic et al. 2018](#)). WASP-178b is at the upper end of such a relationship, as illustrated for known planets in Fig. 6. Also apparent in Table 7 is a tendency for the hottest HJs to be more massive than typical. The median mass of a transiting hot Jupiter is $\sim 0.9 M_{\text{Jup}}$, whereas the median of those in Table 7 is $2.2 M_{\text{Jup}}$. This presumably reflects the destruction of irradiated gas giants by photo-evaporation (e.g. [Owen & Lai 2018](#)), such that lower-mass UHJs would have short lifetimes. Indeed, lower-mass UHJs such as WASP-12b ($1.5 M_{\text{Jup}}$) are seen to be losing mass (e.g. [Fossati et al. 2013](#)). With a moderate mass of $1.7 M_{\text{Jup}}$, WASP-178b is thus also a candidate for photo-evaporation.

We turn now to WASP-185b, which is notable for its eccentric orbit of $e = 0.24$. The tidal circularisation timescale increases markedly with orbital period, and so eccentric orbits are more likely for longer periods such as 9.39 d (see Fig. 7). Using eqn 3 of [Adams & Laughlin \(2006\)](#) we can estimate the circularisation timescale of WASP-185b as ~ 2 Gyr, though this depends on assuming $Q_P \sim 10^5$, which is uncertain. There is a tendency, however, for hot Jupiters with eccentric orbits to be either more massive (e.g. WASP-8b at $2.2 M_{\text{Jup}}$; [Queloz et al. 2010](#), WASP-162b at $5.2 M_{\text{Jup}}$; [Hellier et al. 2019](#), and HAT-P-34b at $3.3 M_{\text{Jup}}$; [Bakos et al. 2012](#)) or to have indications of additional bodies in the system that might be perturbing the hot Jupiter (e.g. HAT-P-31b,c; [Kipping et al. 2011](#) and HAT-P-17b,c; [Howard et al. 2012](#)). Given that WASP-185b is only $1 M_{\text{Jup}}$, and so should circularise more rapidly, and given the relatively long 6.6 ± 1.6 Gyr age of the host star, it may be that WASP-185b has arrived in its current orbit more recently, or that it is being perturbed by an outer companion (e.g. [Petrovich & Tremaine 2016](#)), possibly the putative companion at 1200 AU. It would thus be worthwhile to obtain Rossiter–McLaughlin observations of WASP-185b to discern whether the planet’s orbit is aligned or mis-aligned with the stellar rotation.

² <https://www.astro.keele.ac.uk/jkt/tepcat/> ([Southworth 2011](#))

Table 7. The hottest of all known hot Jupiters

Name	Eq. Temp (K)	Host	Host <i>V</i>	Period (d)	Radius (Jup)	Mass (Jup)	Discovery
KELT-9b	4050	A0	7.6	1.48	1.89	2.9	Gaudi et al. (2017)
WASP-33b	2780	A5	8.3	1.22	1.60	2.1	Collier Cameron et al. (2010)
Kepler-13b	2750	A2	10.0	1.76	1.41	~9	Shporer et al. (2011)
WASP-189b	2640	A6	6.6	2.72	1.40	1.9	Anderson et al. (2018)
WASP-12b	2590	G0	11.7	1.09	1.90	1.5	Hebb et al. (2009)
MASCARA-1b	2570	A8	8.3	2.15	1.50	3.7	Talens et al. (2017)
HAT-P-70b	2560		9.5	2.74	1.87		Zhou et al. (2019)
WASP-103b	2510	F8	12.0	0.92	1.53	1.5	Gillon et al. (2014)
WASP-178b	2470	A1	9.9	3.34	1.81	1.7	This work
WASP-78b	2470	F8	12.0	2.17	2.06	0.9	Smalley et al. (2012)
KELT-16b	2450	F7	11.9	0.97	1.42	2.7	Oberst et al. (2017)
WASP-18b	2410	F9	9.3	0.94	1.20	10.5	Hellier et al. (2009)
WASP-121b	2360	F6	10.4	1.27	1.87	1.2	Delrez et al. (2016)
WASP-167b/KELT-13b	2330	F1	10.5	2.02	1.51		Temple et al. (2017)
WASP-87Ab	2320	F5	10.7	1.68	1.39	2.2	Anderson et al. (2014)

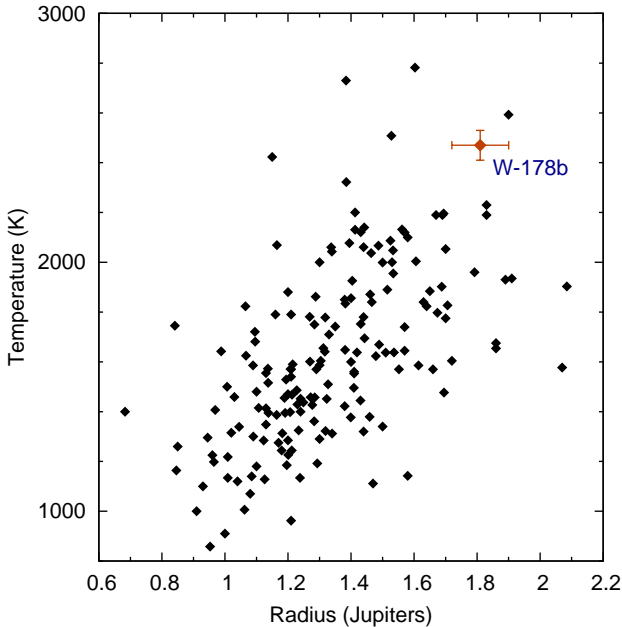


Figure 6. Radii and calculated temperatures of transiting hot Jupiters, showing the location of WASP-178b in red. KELT-9b is above the plot at 4600 K. The data are from <http://exoplanet.eu>. We caution about selection effects in such a plot since non-bloated planets would have shallower transits against larger, hotter stars, so would be harder to detect.

ACKNOWLEDGEMENTS

WASP-South was hosted by the South African Astronomical Observatory and we are grateful for their support and assistance. Funding for WASP came from consortium universities and from the UK's Science and Technology Facilities Council. The Euler Swiss telescope is supported by the Swiss National Science Foundation. The research leading to these results has received funding from the ARC grant for Concerted Research Actions, financed by the Wallonia-Brussels Federation. TRAPPIST-South is funded by the Belgian Fund for Scientific Research (Fond National de la Recherche Scientifique, FNRS) under the grant FRFC 2.5.594.09.F, with

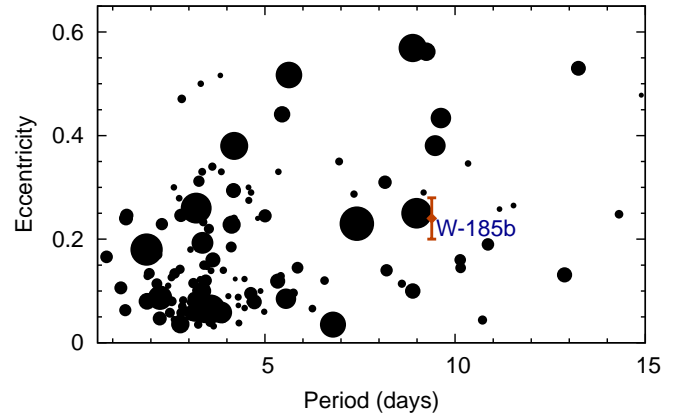


Figure 7. Orbital eccentricity versus orbital period for hot Jupiters, with WASP-185b's location in red. Only systems with $e > 0.03$ are shown. The symbol area scales with the planet mass. Data are from <http://exoplanet.eu>.

the participation of the Swiss National Science Foundation (SNF). MG and EJ are F.R.S.-FNRS Senior Research Associates.

REFERENCES

- Adams F. C., Laughlin G., 2006, *ApJ*, **649**, 1004
 Anderson D. R., et al., 2012, *MNRAS*, **422**, 1988
 Anderson D. R., et al., 2014, arXiv e-prints, p. [arXiv:1410.3449](https://arxiv.org/abs/1410.3449)
 Anderson D. R., et al., 2018, arXiv e-prints, p. [arXiv:1809.04897](https://arxiv.org/abs/1809.04897)
 Arcangeli J., et al., 2019, *A&A*, **625**, A136
 Bakos G. Á., et al., 2012, *AJ*, **144**, 19
 Barkaoui K., et al., 2019, *AJ*, **157**, 43
 Bhatti W., et al., 2016, arXiv e-prints, p. [arXiv:1607.00322](https://arxiv.org/abs/1607.00322)
 Blackwell D. E., Shallis M. J., 1977, *MNRAS*, **180**, 177
 Claret A., 2000, *A&A*, **363**, 1081
 Collier Cameron A., et al., 2007a, *MNRAS*, **375**, 951
 Collier Cameron A., et al., 2007b, *MNRAS*, **380**, 1230
 Collier Cameron A., et al., 2010, *MNRAS*, **407**, 507
 Delrez L., et al., 2016, *MNRAS*, **458**, 4025
 Doyle A. P., et al., 2013, *MNRAS*, **428**, 3164

- Doyle A. P., Davies G. R., Smalley B., Chaplin W. J., Elsworth Y., 2014, *MNRAS*, **444**, 3592
- Fossati L., Ayres T. R., Haswell C. A., Bohlender D., Kochukhov O., Flöer L., 2013, *ApJ*, **766**, L20
- Gaia Collaboration et al., 2016, *A&A*, **595**, A1
- Gaia Collaboration et al., 2018, *A&A*, **616**, A1
- Gaudi B. S., et al., 2017, *Nature*, **546**, 514
- Gillon M., et al., 2013, *A&A*, **552**, A82
- Gillon M., et al., 2014, *A&A*, **562**, L3
- Hartman J. D., et al., 2016, *AJ*, **152**, 182
- Hebb L., et al., 2009, *ApJ*, **693**, 1920
- Hellier C., et al., 2009, *Nature*, **460**, 1098
- Hellier C., et al., 2018, arXiv e-prints, p. arXiv:1811.05292
- Hellier C., et al., 2019, *MNRAS*, **482**, 1379
- Howard A. W., et al., 2012, *ApJ*, **749**, 134
- Kipping D. M., et al., 2011, *AJ*, **142**, 95
- Kreidberg L., et al., 2018a, *AJ*, **156**, 17
- Kreidberg L., Line M. R., Thorngren D., Morley C. V., Stevenson K. B., 2018b, *ApJ*, **858**, L6
- Lendl M., et al., 2012, *A&A*, **544**, A72
- Lund M. B., et al., 2017, *AJ*, **154**, 194
- Maxted P. F. L., et al., 2011, *PASP*, **123**, 547
- Maxted P. F. L., Serenelli A. M., Southworth J., 2015, *A&A*, **575**, A36
- Oberst T. E., et al., 2017, *AJ*, **153**, 97
- Owen J. E., Lai D., 2018, *MNRAS*, **479**, 5012
- Parmentier V., et al., 2018, *A&A*, **617**, A110
- Pepe F., Mayor M., Galland F., Naef D., Queloz D., Santos N. C., Udry S., Burnet M., 2002, *A&A*, **388**, 632
- Petrovich C., Tremaine S., 2016, *ApJ*, **829**, 132
- Pollacco D. L., et al., 2006, *PASP*, **118**, 1407
- Queloz D., et al., 2010, *A&A*, **517**, L1
- Ricker G. R., et al., 2016, in *Space Telescopes and Instrumentation 2016: Optical, Infrared, and Millimeter Wave*. p. 99042B, doi:10.1117/12.2232071
- Sestito P., Randich S., 2005, *A&A*, **442**, 615
- Sestovic M., Demory B.-O., Queloz D., 2018, *A&A*, **616**, A76
- Shporer A., et al., 2011, *AJ*, **142**, 195
- Smalley B., et al., 2012, *A&A*, **547**, A61
- Smith A. M. S., et al., 2012, *AJ*, **143**, 81
- Southworth J., 2011, *MNRAS*, **417**, 2166
- Stassun K. G., Torres G., 2018, *ApJ*, **862**, 61
- Talens G. J. J., et al., 2017, *A&A*, **606**, A73
- Talens G. J. J., et al., 2018, *A&A*, **612**, A57
- Temple L. Y., et al., 2017, *MNRAS*, **471**, 2743
- TriAUD A. H. M. J., et al., 2013, *A&A*, **551**, A80
- Weiss A., Schlattl H., 2008, *Ap&SS*, **316**, 99
- Zhou G., et al., 2019, arXiv e-prints, p. arXiv:1906.00462