

State Identification for Labeled Transition Systems with Inputs and Outputs^{*}

Petra van den Bos and Frits Vaandrager

Institute for Computing and Information Sciences,
Radboud University, Nijmegen, the Netherlands
{petra, f.vaandrager}@cs.ru.nl

Abstract. For Finite State Machines (FSMs) a rich testing theory has been developed to discover aspects of their behavior and ensure their correct functioning. Although this theory is widely used, *e.g.*, to check conformance of protocol implementations, its applicability is limited by restrictions of the FSM framework: the fact that inputs and outputs alternate in an FSM, and outputs are fully determined by the previous input and state. Labeled Transition Systems with inputs and outputs (LTSs), as studied in ioco testing theory, provide a richer framework for testing component oriented systems, but lack the algorithms for test generation from FSM theory.

In this article, we propose an algorithm for the fundamental problem of *state identification* during testing of LTSs. Our algorithm is a direct generalization of the well-known algorithm for computing adaptive distinguishing sequences for FSMs proposed by Lee & Yannakakis. Our algorithm has to deal with so-called *compatible* states, states that cannot be distinguished in case of an adversarial system-under-test. Analogous to the result of Lee & Yannakakis, we prove that if an (adaptive) test exists that distinguishes all pairs of incompatible states of an LTS, our algorithm will find one. In practice, such adaptive tests typically do not exist. However, in experiments with an implementation of our algorithm on an industrial benchmark, we find that that tests produced by our algorithm still distinguish more than 99% of the incompatible state pairs.

1 Introduction

Starting with Moore’s famous 1956 paper [16], a rich theory of testing finite-state machines (FSMs) has been developed to discover aspects of their behavior and ensure their correct functioning; see *e.g.* [11] for a survey. One of the classical testing problems is *state identification*: given some FSM, determine in which state it was initialized, by providing inputs and observing outputs.

Various forms of *distinguishing sequences* were proposed, ranging from sets of sequences to single sequences solving the problem. Moreover, when combined with state access sequences, so called *n*-complete test suites can be constructed

^{*} Funded by the Netherlands Organisation of Scientific Research (NWO) under project 13859: Supersizing Model-Based testing (SUMBAT).

[8]. The challenge in using n -complete test suites is to keep their size as small as possible. Using a single (adaptive) sequence for state identification [12], helps to reach this objective. If such a single sequence does not exist, then a distinguishing sequence distinguishing most states may be supplemented with some additional distinguishing sequences that distinguish the remaining states [15].

Although state identification algorithms for FSMs have been widely used, *e.g.*, to check conformance of protocol implementations, their applicability is limited by the expressivity of the FSM framework. In FSMs, inputs and outputs strictly alternate, outputs are fully determined by the previous input and state, and inputs must be enabled in every state. Labeled Transition Systems with inputs and outputs (LTSs), as studied in ioco testing theory [23], provide a much richer framework for testing component oriented systems: transitions are labeled by either an input or an output, allowing any combination of inputs and outputs, multiple outputs may be starting from the same state, allowing (observable) output nondeterminism, and states do not need to have transitions for all inputs, allowing partiality. However, LTSs lack the algorithms for test generation from FSM theory. Although progress has been made in defining and constructing n -complete test suites for LTS [4], an algorithm to solve the state identification problem as in [12], and hence provide slim n -complete test suites, is missing.

Therefore we generalize the construction algorithms for adaptive distinguishing sequences, as given in [12]. As in [4], we have to face the problem of *compatible* states, which does not occur for FSMs. Compatible states cannot be distinguished in case of an adversarial system-under-test, *e.g.* when two states have a transition for the same output to the same state. As it is easy to construct LTSs with compatible states, we made sure our algorithms can deal with such LTSs: they accept LTSs with compatible states, but they ‘work around’ them, dealing with all incompatible states.

The outline of the paper is as follows. We first introduce graphs, LTS, and a compact notation for denoting trees. Then we elaborate on compatibility and the related concept of validity. Furthermore, we introduce test cases, and define when they distinguish states of an LTS. After that we define the data structure *splitting graph*, give a splitting graph construction algorithm, and an algorithm for test case extraction. We show that, unlike for FSMs, the splitting graph may have an exponential number of nodes. However, this is worst case behaviour, as our experiments on an industrial case study will show. Analogous to FSMs, it may not be possible to distinguish all states of an LTS with a single test case. Our experiments show that this is typically the case in practice, but nevertheless more than 99% of the incompatible state pairs are distinguished by the constructed test case. Following [12], we show that our algorithms can construct a test case distinguishing all incompatible state pairs, if it exists.

Related work There are (at least) three orthogonal ways in which the classical FSM (or Mealy machine) model can be generalized.

A first generalization is to add nondeterminism. Whereas an FSM has exactly one outgoing transition for each state q and input i , a *nondeterministic FSM* al-

lows for more than one transition. Alur, Courcoubetis & Yannakakis [1] propose an algorithm to generate adaptive distinguishing sequences for nondeterministic FSMs, using (overlapping) subsets of states, similar to our algorithm. However, their sequences only distinguish pairs of states, and are not designed to distinguish more states at the same time. In between FSMs and nondeterministic FSMs we find the *observable* FSMs, which have at most one outgoing transition for each state q , input i and output o ; one may use a determinization construction to convert any nondeterministic FSM into an observable one. The LTS that we consider have observable nondeterminism.

A second generalization of FSMs is to relax the requirement that each input is enabled in each state. In a *partial FSM*, states do not necessarily have outgoing transitions for every state and every input. Petrenko & Yevtushenko [17] derive complete test suites for partial, observable FSMs, which is the closest to the automata model that we study in this paper. Their test generation is based on (adaptive) state counting [10], which is a trace search-based method which recognizes when states are distinguished, but does not provide a constructive way to build a test that distinguishes (many) states at once. Yannakakis & Lee [25] present a randomized algorithm which generates, with high probability, checking sequences, i.e., n -complete test suites consisting of a single sequence. This approach is also applicable to partial FSMs, as opposed to the adaptive distinguishing sequence construction algorithms of [12], which apply to plain FSMs.

A third generalization of FSMs is to relax the requirement that inputs and outputs alternate. In our LTS, inputs and outputs may occur in arbitrary order. Van den Bos, Janssen & Moerman [4] propose an algorithm that generates an adaptive distinguishing sequence for pairs of incompatible states. In this paper, we generalize the result of [4] to distinguish more states at the same time.

2 Preliminaries

We write $f : X \rightarrow Y$ to denote that f is a partial function from X to Y . We write $f(x) \downarrow$ to mean $\exists y : f(x) = y$, i.e. the result is defined, and $f(x) \uparrow$ if the result is undefined. We often identify a partial function f with the set of pairs $\{(x, y) \in X \times Y \mid f(x) = y\}$.

If Σ is a set of symbols then Σ^* denotes the set of all finite words over Σ . The empty word is denoted by ϵ , the word consisting of symbol $a \in \Sigma$ is denoted a , and concatenation of words is denoted by juxtaposition.

Throughout this article, we use standard notations and terminology related to finite directed graphs (digraphs) and finite directed acyclic graphs (DAGs), as for instance defined in [6,2]. If $G = (V, E)$ is a digraph and $v \in V$, then we let $Post_G(v)$, or briefly $Post(v)$, denote the set of direct successors of v , that is, $Post(v) = \{w \in V \mid (v, w) \in E\}$. Similarly, $Pre_G(v)$, or briefly $Pre(v)$, denotes the set of direct predecessors of v , that is, $Pre(v) = \{w \in V \mid (w, v) \in E\}$. Vertex v is called a *root* if $Pre(v) = \emptyset$, a *leaf* if $Post(v) = \emptyset$, and *internal* if $Post(v) \neq \emptyset$. We write $leaves(G) = \{v \in V \mid Post(v) = \emptyset\}$, and $internal(G) = V \setminus leaves(G)$.

The labeled transition systems of this paper are deterministic finite automata with transitions that are labeled by inputs or outputs. Because the inputs and outputs will be the same throughout this article, we fix I and O as nonempty, disjoint, finite sets of input and output actions, respectively, and write $L = I \cup O$. We will use a, b to denote input actions, x, y, z to denote output labels, and μ for labels that are either inputs or outputs.

Definition 1. An automaton (with inputs and outputs) is a triple $A = (Q, T, q_0)$ with Q a finite set of states, $T : Q \times L \rightarrow Q$ a transition function, and $q_0 \in Q$ the initial state. We associate a digraph to A as follows

$$\text{digraph}(A) = (Q, \{(q, q') \mid \exists \mu \in L : T(q, \mu) = q'\}).$$

Concepts and notations for $\text{digraph}(A)$ extend to A . Thus we say, for instance, that automaton A is acyclic when $\text{digraph}(A)$ is acyclic, and we write $\text{Post}(q)$ for the set of direct successors of a state q . For $q \in Q$ we write A/q for (A, T, q) , that is, the automaton obtained from A by replacing the initial state by q .

Figure 1 shows an example automaton. Below, we recall the definitions of some basic operations on (sets of) automata states. Operations in , out and init retrieve all the inputs, outputs, or labels enabled in a state, respectively. To every set of states P and every sequence of labels σ we can associate three sets of states: P after σ , P before σ , and $\text{enabled}(P, \sigma)$. The set P after σ comprises all states that can be reached starting from a state of P via a path with trace σ , whereas the set P before σ consists of all the states from where it is possible to reach a state in P via a trace in σ , and $\text{enabled}(P, \sigma)$ consists of all states in P from where a path with trace σ is possible. The *traces* operation provides the sequences of labels that can be observed from one or more of the states. We use a subscript if confusion may arise due to the use of several automata in the same context, e.g. $\text{out}_A(q)$ denotes the enabled outputs of q in automaton A .

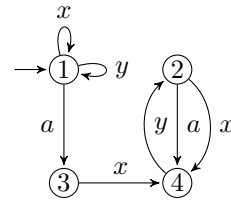


Fig. 1. Running example

Definition 2. Let $A = (Q, T, q_0)$ be an automaton, $q \in Q$, $\mu \in L$ and $\sigma \in L^*$. Then we define:

$$\begin{aligned} \text{in}(q) &= \{a \in I \mid T(q, a) \downarrow\} & \text{enabled}(q, \sigma) &= \begin{cases} \emptyset & \text{if } q \text{ after } \sigma = \emptyset \\ \{q\} & \text{otherwise} \end{cases} \\ \text{out}(q) &= \{x \in O \mid T(q, x) \downarrow\} & q \text{ before } \sigma &= \{q' \in Q \mid q \in q' \text{ after } \sigma\} \\ q \text{ after } \epsilon &= \{q\} & A \text{ after } \sigma &= q_0 \text{ after } \sigma \\ q \text{ after } \mu\sigma &= \begin{cases} T(q, \mu) \text{ after } \sigma & \text{if } T(q, \mu) \downarrow \\ \emptyset & \text{otherwise} \end{cases} & \text{traces}(q) &= \{\rho \in L^* \mid q \text{ after } \rho \neq \emptyset\} \end{aligned}$$

Definitions are lifted to sets of states by pointwise extension. Thus, for $P \subseteq Q$, $\text{in}(P) = \bigcup_{p \in P} \text{in}(p)$, P after $\sigma = \bigcup_{p \in P} p$ after σ , etc. We sometimes write the automaton, instead of the set of its initial state.

We find it convenient to use a fragment of Milner's Calculus of Communicating Systems [14] to denote acyclic automata.

Definition 3. *The set of expressions E_{CCS} is defined by the BNF grammar*

$$F := \mathbf{0} \mid F + F \mid \mu.F$$

The set $T_{CCS} \subseteq E_{CCS} \times L \times E_{CCS}$ is the smallest set of triples such that, for all $\mu \in L$ and $F, F', G \in E_{CCS}$,

1. $(\mu.F, \mu, F) \in T_{CCS}$
2. *If $(F, \mu, G) \in T_{CCS}$ then $(F + F', \mu, G) \in T_{CCS}$*
3. *If $(F, \mu, G) \in T_{CCS}$ then $(F' + F, \mu, G) \in T_{CCS}$*

An expression $F \in E_{CCS}$ is deterministic iff, for all subexpressions G of F ,

$$(G, \mu, G') \in T_{CCS} \wedge (G, \mu, G'') \in T_{CCS} \Rightarrow G' = G''$$

To each deterministic expression $F \in E_{CCS}$ we associate an automaton $A_F = (Q, T, F)$, where Q is the set of subexpressions of F , and transition function T is defined by

$$T(G, \mu) = \begin{cases} G' & \text{if } (G, \mu, G') \in T_{CCS} \\ \text{undefined} & \text{otherwise} \end{cases}$$

Example 4. The CCS expression $a.(x.\mathbf{0} + y.\mathbf{0})$ has subexpressions $a.(x.\mathbf{0} + y.\mathbf{0})$, $x.\mathbf{0} + y.\mathbf{0}$, $x.\mathbf{0}$, $y.\mathbf{0}$, and $\mathbf{0}$. These are the states of its associated automaton. The automaton's transition relation is: $\{(a.(x.\mathbf{0} + y.\mathbf{0}), a, x.\mathbf{0} + y.\mathbf{0}), (x.\mathbf{0} + y.\mathbf{0}, x, \mathbf{0}), (x.\mathbf{0} + y.\mathbf{0}, y, \mathbf{0}), (x.\mathbf{0}, x, \mathbf{0}), (y.\mathbf{0}, y, \mathbf{0})\}$. Note that states $x.\mathbf{0}$ and $y.\mathbf{0}$ are not reachable from initial state $a.(x.\mathbf{0} + y.\mathbf{0})$.

Suspension automata are automata with the additional property that in each state at least one output label is enabled. Figure 1 shows a suspension automaton.

Definition 5. *Let $A = (Q, T, q_0)$ be an automaton. We call a state $q \in Q$ blocking if $out(q) = \emptyset$, and call A non-blocking if none of its states is blocking. A non-blocking automaton is also called a suspension automaton.*

Note that our definition of suspension automata, which is taken from [4], is more general than the one from [23,24], since we only require states to be non-blocking.

3 Validity and Compatibility

In this section, we recall the definitions of the related notions of validity and compatibility [4], and discuss efficient algorithms for them.

3.1 Validity

We consider the following 2-player concurrent game, which is a minor variant of reachability games studied e.g., in [13,5]. Two players, the tester and the SUT, play on a state space consisting of an automaton $A = (Q, T, q_0)$. At any point during the game there is a *current state*, which is q_0 initially. To advance the game, both the tester and the SUT choose an action from the current state q :

- The tester chooses either an input from $in(q)$, or the special action $\theta \notin L$. By choosing θ , the tester indicates that she performs no input and allows the SUT to execute any output he wishes.
- The SUT chooses an output from $out(q)$, or θ if no output is possible.

The game moves to a next state according to the following rule (this is the input-eager assumption from [5]): If the tester chooses an enabled input a this will be executed, *i.e.*, the current state changes to $T(q, a)$; if the SUT chooses an enabled output x this will only be executed when the tester has chosen θ , in this case the current state changes to $T(q, x)$; when both players choose θ , the game terminates. The tester wins the game if she reaches a blocking state, and the SUT wins if he has a strategy that ensures that the tester will never win. A (memoryless) strategy for the tester is a function $move : Q \rightarrow I \cup \{\theta\}$. We say a strategy is *winning* if the tester will always win the game (within a finite number of moves) when selecting actions according to this strategy, no matter which actions the SUT takes. Following Beneš et al [3] and Van den Bos et al [4], we call states for which the tester has a winning strategy *invalid*, and the remaining states in $Q \setminus P$ *valid*. The sets of valid and invalid states are characterized by the following lemma (cf Proposition 2.18 of [13]):

Lemma 6. *Let $A = (Q, T, q_0)$ be an automaton.*

- *The set of invalid states of A is the smallest set $P \subseteq Q$ such that $q \in P$ if*

$$\exists a \in in(q) : T(q, a) \in P \quad \text{or} \quad \forall x \in out(q) : T(q, x) \in P.$$

- *The set of valid states of A is the largest set $P \subseteq Q$ such that $q \in P$ implies*

$$\forall a \in in(q) : T(q, a) \in P \quad \text{and} \quad \exists x \in out(q) : T(q, x) \in P.$$

Based on Lemma 6(1), Algorithm 1 computes the set of invalid states of an automaton A and, for each invalid state q , the first move $move(q)$ of a winning strategy for the tester, as well as the maximum number $level(q)$ of moves required to win the game. Algorithm 1 is a minor variation of the classical algorithm for computing attractor sets and traps in 2-player concurrent games [13] and the procedure described by Beneš et al [3], which takes as input an input-enabled suspension automaton and prunes away invalid states. Key invariants of the while-loop of lines 13-33 are that states in $W \cup P$ are invalid, and for $q \in Q \setminus (P \cup W)$, $count(q)$ gives the number of output transitions to states in $Q \setminus P$.

Let n be the number of states in Q , and m the number of transitions in T . We assume, for convenience, that $m \geq n$. If we use an adjacency-list representation

of A and represent the set of incoming transitions using a linked list, then the time complexity of the initialization part (lines 2-11) is $\mathcal{O}(m)$. The while-loop (lines 12-29) visits each transition of A at most twice (in lines 15 and 26) and performs a constant amount of work. Thus the time complexity of the while loop is $\mathcal{O}(m)$. This means that the time complexity of Algorithm 1 is also $\mathcal{O}(m)$.

Input: An automaton $A = (Q, T, q_0)$.

Output: The subset $P \subseteq Q$ of invalid states and, for each state $q \in P$, the first move $move(q)$ from a winning strategy for the tester and the maximum number $level(q)$ of moves requires to win.

```

1 Function ComputeWinningTester ( $Q, T, q_0$ ):
2    $W := \emptyset$ ; // winning states for tester that need processing
3   foreach  $q \in Q$  do
4      $count(q) := |out(q)|$ ;
5      $incomingtransitions(q) :=$  set of incoming transitions of  $q$ ;
6     if  $count(q) = 0$  then
7        $W := W \cup \{q\}$ ; // state  $q$  is invalid
8        $move(q) := \theta$ ;
9        $level(q) := 0$ 
10    end
11  end
12   $P := \emptyset$ ; // winning states for tester that have been processed
13  while  $W \neq \emptyset$  do
14     $p :=$  any element from  $W$ ;
15    foreach  $(q, \mu, p) \in incomingtransitions(p)$  do
16      if  $q \notin P \cup W$  then
17        if  $\mu \in I$  then
18           $W := W \cup \{q\}$ ; // state  $q$  has input to winning state
19           $move(q) := \mu$ ;
20           $level(q) := level(p) + 1$ 
21        else
22           $count(q) := count(q) - 1$ ;
23          if  $count(q) = 0$  then
24             $W := W \cup \{q\}$ ; // all outputs  $q$  to winning states
25             $move(q) := \theta$ ;
26             $level(q) := 1 + \max_{x \in out(q)} level(T(q, x))$ 
27          end
28        end
29      end
30    end
31     $W := W \setminus \{p\}$ ;
32     $P := P \cup \{p\}$ 
33  end
34  return set  $P$ , function  $move$ , and function  $level$ ;

```

Algorithm 1: Computing the invalid states.

Lemma 7. Let $A = (Q, T, q_0)$ be an automaton and $P \subseteq Q$ the set of invalid states of A . Let $move$ and $level$ be as computed by Algorithm 1. Then, for all $q \in P$ and $a \in I$,

1. $level(q) = 0 \Rightarrow q$ is blocking,
2. $level(q) > 0 \wedge move(q) = a \Rightarrow T(q, a) \in P \wedge level(T(q, a)) < level(q)$,
3. $level(q) > 0 \wedge move(q) = \theta \Rightarrow \forall x \in out(q) : level(T(q, x)) < level(q)$.

3.2 Compatibility

Two states of a suspension automaton are *compatible* [18,19] if a tester may not be able to distinguish them in the presence of an adversarial SUT. For an elaborate discussion of compatibility, we refer the reader to [4].

Definition 8. Let (Q, T, q_0) be a suspension automaton. A relation $R \subseteq Q \times Q$ is a compatibility relation if for all $(q, q') \in R$ we have

$$\begin{aligned} &\forall a \in in(q) \cap in(q') : (T(q, a), T(q', a)) \in R, \text{ and} \\ &\exists x \in out(q) \cap out(q') : (T(q, x), T(q', x)) \in R \end{aligned}$$

Two states $q, q' \in Q$ are compatible, denoted $q \diamond q'$, if there exists a compatibility relation R relating q and q' . Otherwise, the states are incompatible, denoted by $q \not\diamond q'$. For $P \subseteq Q$ a set of states, we write $\diamond(P)$ to denote that all states in P are pairwise compatible, i.e., $\forall q, q' \in P : q \diamond q'$.

The notions of compatibility and validity can be related using the following synchronous composition operator:

Definition 9. Let $A_1 = (Q_1, T_1, q_0^1)$ and $A_2 = (Q_2, T_2, q_0^2)$ be automata. The synchronous composition of A_1 and A_2 , notation $A_1 \parallel A_2$, is the automaton $A = (Q_1 \times Q_2, T, (q_0^1, q_0^2))$, where transition function T is given by:

$$T((q_1, q_2), \mu) = \begin{cases} (T_1(q_1, \mu), T_2(q_2, \mu)) & \text{if } T(q_1, \mu) \downarrow \text{ and } T(q_2, \mu) \downarrow \\ \text{undefined} & \text{otherwise} \end{cases}$$

The next lemma asserts that states q and q' are compatible precisely when the pair (q, q') is a valid state of S composed with itself.¹

Lemma 10. Let $S = (Q, T, q_0)$ be a suspension automaton with $q, q' \in Q$. Then $q \diamond q'$ if and only if (q, q') is a valid state of $S \parallel S$.

Proof. (\Leftarrow) Suppose that (q, q') is a valid state of $S \parallel S$. Then, by Lemma 6, (q, q') is contained in the largest subset P of the states of $S \parallel S$ that satisfies the conditions of Lemma 6(2). Using Definition 9, we infer that, for all $(r, r') \in P$:

$$\begin{aligned} &\forall a \in in(r) \cap in(r') : (T(r, a), T(r', a)) \in P, \text{ and} \\ &\exists x \in out(r) \cap out(r') : (T(r, x), T(r', x)) \in P \end{aligned}$$

¹ This is a variation of Lemma 22 from [4], which is stated for a slightly different composition operator that involves demonic completions. Adding demonic completions is useful in the setting of [4], but not needed for our purposes.

But this means that P is a compatibility relation, and therefore $q \diamond q'$.

(\Rightarrow) Suppose that $q \diamond q'$. Then, by Definition 8, there exists a compatibility relation R relating q and q' . Since $R \subseteq Q \times Q$, R is a subset of the set of states of $S \parallel S$. By combining Definitions 8 and 9, we infer that R is the set P from Lemma 6(2). This implies that (q, q') is a valid state of $S \parallel S$.

Example 11. Figure 2 shows the synchronization of the suspension automaton of Figure 1. We obtain 6 valid states, and in particular we obtain $2 \diamond 3$.

Lemma 10 suggests an efficient algorithm for computing compatibility of states. Suppose S is a suspension automaton with n states and m transitions, with $m \geq n$. Then we may compute composition $S \parallel S$ in time $\mathcal{O}(m(n + \log m))$. The idea is that we first sort the list of transitions on the value of their action label, which takes $\mathcal{O}(m \log m)$ time. Next we check for each transition $t = (q, \mu, q')$ what are the possible transitions that may synchronize with t . Since t may only synchronize with μ -transitions and (as S is deterministic) there are at most n μ -transitions, we may compute the list of transitions of the composition in $\mathcal{O}(mn)$ time. Thus, the overall time complexity of computing $S \parallel S$ is $\mathcal{O}(m(n + \log m))$. The composition $S \parallel S$ has n^2 states and $\mathcal{O}(mn)$ transitions. Next we use Algorithm 1 to compute the set of invalid states of $S \parallel S$, which requires $\mathcal{O}(mn)$ time. Two states q and q' of S are compatible iff (q, q') is not in this set. Altogether, we need $\mathcal{O}(m(n + \log m))$ time to compute the compatible state pairs.

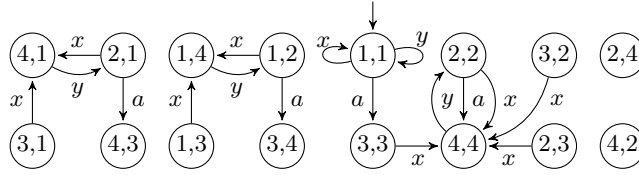


Fig. 2. Synchronous composition of the suspension automaton from Figure 1.

4 Test Cases

In this section, we introduce a simple notion of *test cases*. The goal of these test cases is *state identification*, *i.e.*, to explore whether a state of the SUT that is reached after some initial interactions equals the state where it should be according to a given suspension automaton. Our test cases are adaptive in the sense that inputs that are sent to the SUT may depend on previous outputs generated by the SUT. They are similar to the adaptive distinguishing sequences of Lee & Yannakakis [12], except that inputs and outputs do not necessarily alternate, and the graph structure is a DAG rather than a tree.

Definition 12. A test case is an acyclic automaton $A = (Q, T, q_0)$ such that each state $q \in Q$ enables either a single input action, or zero or more output actions. We refer to states that enable a single input as input states, and states

that enable at least one output as output states. Thus each state from a test case is either an input state, an output state, or a leaf. Test case A is trivial if q_0 is a leaf.

To each test case A we associate a set of *observations*: maximal traces that we may observe during a run of A .

Definition 13. For each test case A , $Obs(A)$ is the set of traces that reach a leaf of A : $Obs(A) = \{\sigma \in traces(A) \mid A \text{ after } \sigma \subseteq leaves(A)\}$.

Given a suspension automaton S , we only want to consider test cases A that are consistent with S in the sense that each input that is provided by A is also specified by S , and conversely each output that is allowed by S also occurs in A .

Definition 14. Let $A = (Q, T, q_0)$ be a test case and $S = (Q', T', q'_0)$ a suspension automaton. We say that A is a test case for S if, for each state (q, q') of $A||S$ reachable from the initial state (q_0, q'_0) :

- if q is an input state then $in(q) \subseteq in(q')$,
- if q is an output state then $out(q') \subseteq out(q)$.

We say A is a test case for state $q' \in Q'$ if A is a test case for S/q' . Furthermore, A is a test case for a set of states $P \subseteq Q'$ if A is a test case for all $q' \in P$.

Lemma 15. Suppose $A = (Q, T, q_0)$ is a test case for a set P of states of suspension automaton S . Suppose that $T(q_0, \mu) = q_1$, for some label μ and state q_1 . Then A/q_1 is a test case for P after μ .

If A is a test case for a suspension automaton S then the composition $A||S$ is also a test case. We can view $A||S$ as the subautomaton of A in which all outputs that are not enabled in S have been pruned away.

Lemma 16. If A is a test case for a suspension automaton S , then the composition $A||S$ is also a test case for S , satisfying $Obs(A||S) \subseteq Obs(A)$.

Definition 17. Let A be a test case for states q and q' of suspension automaton S . Then A distinguishes q and q' if $Obs(A||(S/q)) \cap Obs(A||(S/q')) = \emptyset$.

Example 18. The associated automaton of the CCS expression $a.(x.\mathbf{0} + y.\mathbf{0})$ (see Example 4) is a test case for states 1 and 2 of the suspension automaton from Figure 1. Its observable traces are $\{ax, ay\}$, and it distinguishes states 1 and 2.

Lemma 19. Let $S = (Q, T, q_0)$ be a suspension automaton with $q, q' \in Q$. Then $q \not\approx q'$ iff there exists a test case that distinguishes q and q' .

Proof. By Lemma 10, $q \not\approx q'$ iff the pair (q, q') is an invalid state of $S||S$. By definition, this means that in the game for $S||S$ the tester has a winning strategy *move*. This strategy can be effectively computed by Algorithm 1. Using strategy *move*, we compute a test case A as follows:

- The set of states consists of the set P of invalid states of $S\|S$, extended with a single leaf state l .
- The initial state is (q, q') .
- The transition relation of A is obtained by (a) restricting the transition relation of $S\|S$ to P , (b) removing all input transitions, except the outgoing transitions with label $move(r, r')$ from states with $move(r, r') \in I$, (c) adding an output transition $((r, r'), x, l)$ for each $(r, r') \in P$ and $x \in O$ such that $move(r, r') = \theta$ and (r, r') does not have an outgoing x -transition.

It is routine to check that A is a test case for states q and q' of S . We claim that A distinguishes q and q' , that is, $Obs(A\|S/q) \cap Obs(A\|S/q') = \emptyset$. Because suppose $\sigma \in Obs(A\|S/q)$. Then σ corresponds to a run from initial state (q, q') of A to leaf node l . By construction of A , σ must be of the form ρx , where ρ corresponds to a run in A from (q, q') to some state (r, r') and $x \in out(r) \setminus out(r')$. This means that $A\|S/q'$ has a run with actions ρ from initial state $((q, q'), q')$ to state $((r, r'), r')$. However, since $x \notin out(r')$, $\sigma \notin Obs(A\|S/q')$. By a symmetric argument, we may conclude that $\sigma \in Obs(A\|S/q')$ implies $\sigma \notin Obs(A\|S/q)$. Thus $Obs(A\|S/q) \cap Obs(A\|S/q') = \emptyset$, as required. \square

The following definition generalizes the notion of adaptive distinguishing sequence for FSM's [9,12] to the setting of suspension automata.

Definition 20. Let $S = (Q, T, q_0)$ be a suspension automaton, $P \subseteq Q$, and A a test case for P . We say that A is an adaptive distinguishing graph (ADG) for P if, for all $q, q' \in P$ with $q \not\sim q'$, A distinguishes q and q' . Test case A is an adaptive distinguishing graph (ADG) for S if it is an adaptive distinguishing graph for the set Q of states of S .

Just like there are (reduced) FSMs without an adaptive distinguishing sequence, there are suspension automata for which no adaptive distinguishing graph exists, e.g. the one from Figure 3. In the remainder of this paper, we shall present an algorithm which, given a suspension automaton S , constructs an adaptive distinguishing graph for S if it exists.

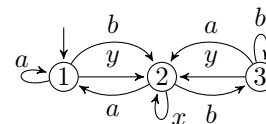


Fig. 3. A suspension automaton without adaptive distinguishing graph.

5 Splitting Graphs

In this section, we present the concept of a splitting graph, as well as an algorithm for constructing such a graph. Our algorithm generalizes the algorithm of Lee & Yannakakis [12] for computing a splitting graph for an FSM. In the next section, we will construct an adaptive distinguishing graph by extracting its parts from the splitting graph. An adaptive distinguishing graph that distinguishes all incompatible state pairs, is only guaranteed to be found, if some additional requirements on the splitting graph construction are satisfied. We will delay the discussion of adaptive distinguishing graphs to the next section, and focus on

splitting graphs first. We will first give the definition of a splitting graph, and the outer loop of our algorithm for constructing it. Then we define when a leaf node of a splitting graph is splittable (i.e., when child nodes can be added), and show that a splittable leaf exists whenever some leaf contains incompatible states. After that, we explain how to construct the child nodes for splittable leaves.

5.1 Splitting graph definition

A splitting graph for suspension automaton $S = (Q, T, q_0)$ is a directed graph in which the vertices are subsets of states of S ; there is a single root Q , and an internal node is the union of its children. We require that, for each edge (v, w) of the splitting graph, w is a proper subset of v ; this implies that a splitting graph is a DAG. We associate a test case $W(v)$ to each internal node v and require a tight link between the observations of $W(v)$ and the children of v : each observation σ has one child c that contains all states enabling σ .

Definition 21. *A splitting graph for suspension automaton $S = (Q, T, q_0)$ is a triple $Y = (V, E, W)$ with*

- $Q \in V \subseteq \mathcal{P}(Q) \setminus \emptyset$
- $E \subseteq V \times V$ such that
 1. Q is the only root of Y ,
 2. $(v, w) \in E \implies v \supset w$, and
 3. $v \in \text{internal}(Y) \implies v = \bigcup \text{Post}(v)$.
- $W : \text{internal}(Y) \rightarrow E_{CCS}$ is a witness function such that, for all internal vertices v , $A_{W(v)}$ is a test case such that:

$$\forall \sigma \in \text{Obs}(A_{W(v)}), \exists c \in \text{Post}(v) : \text{enabled}(c, \sigma) = \text{enabled}(v, \sigma).$$

Splitting graph Y is complete if, for each leaf v , the states contained in v are pairwise compatible, i.e., $\diamond(v)$.

Algorithm 2 shows the main loop for constructing a splitting graph for a given suspension automaton. The idea is to start with the trivial splitting graph with just a single node, and then repeatedly split leaf nodes, i.e., add child nodes, until all leaves only contain pairwise compatible states. This means that incompatible states are in different leaves when the algorithm terminates. Since nodes in a splitting graph are finite sets of states, and children are strict subsets of their parents, Algorithm 2 terminates after a finite number of refinements. With \perp , we denote the empty function.

5.2 Splitting conditions

Before we elaborate the algorithm for the method `splitnode`, we first explore what conditions should hold for a leaf l to be splittable. The formal definition of these conditions is given below in Definition 23.

If we are lucky we can find, for each output $x \in \text{out}(l)$, a state $q \in l$ that does not enable x . In this case, observing an output allows us to distinguish at

Input: A suspension automaton $S = (Q, T, q_0)$
Output: A complete splitting graph for S

```

1  $Y := (\{Q\}, \emptyset, \perp)$ ;
2 while  $\exists l \in \text{leaves}(Y) : \neg \diamond(l)$  do
3    $Y := \text{splitnode}(S, Y)$ ;
4 end
5 return  $Y$ ;

```

Algorithm 2: Constructing a splitting graph.

least one state from some other states. Otherwise, we may check whether, for certain enabled inputs or outputs, the states of l have a transition to the states of an internal node, i.e., a node that has already been split, because l then may be split as well when these labels occur. In particular, the states of l can be split for some label μ if the reached node is a *least common ancestor* of l after μ . An internal node v is least common ancestor for a set of states P if it contains P but none of its children does.

Definition 22. *Let Y be a splitting graph for suspension automaton S and let P be a set of states of S . An internal node v of Y is a least common ancestor of P if $P \subseteq v$ and, for all $c \in \text{Post}(v)$, $P \not\subseteq c$. We write $LCA(Y, P)$ for the set of least common ancestors of P contained in Y .*

We can compute the set of least common ancestors for any set P in a time that is linear in the size of the splitting graph.

Definition 23. *Let Y be a splitting graph for suspension automaton S .*

1. *A leaf l of Y is splittable on output if*

$$\forall x \in \text{out}(l) : (\exists q \in l : x \notin \text{out}(q)) \vee LCA(Y, l \text{ after } x) \neq \emptyset$$

2. *A leaf l of Y is splittable on input if*

$$\exists a \in \text{in}(l) : LCA(Y, l \text{ after } a) \neq \emptyset$$

A leaf l of Y is splittable if it is splittable on output or splittable on input.

Lemma 24. *Each incomplete splitting graph has a splittable leaf.*

Proof. Let Y be an incomplete splitting graph for suspension automaton $S = (Q, T, q_0)$. Since Y is incomplete, there is at least one leaf that contains a pair of incompatible states. By Lemma 10, we have that for all states q, q' of S , $q \not\bowtie q'$ iff (q, q') is an invalid state of $S \parallel S$. Using Algorithm 1, we may therefore compute the pairs of incompatible states of S and functions *move* and *level* on these pairs. Let l be the leaf node that contains a pair of incompatible states q, q' for which the value $\text{level}(q, q')$ is minimal. We claim that l is a splittable leaf of Y . There are three cases:

1. Suppose $level(q, q') = 0$. Then, by Lemma 7(1), (q, q') is a blocking state of $S \parallel S$. This implies that $out(q) \cap out(q') = \emptyset$. But this means that, for each output action x , either $x \notin out(q)$ or $x \notin out(q')$. Therefore, l can be split on output.
2. Suppose $level(q, q') > 0$ and $move(q, q') = a \in I$. Then, by Lemma 10 and Lemma 7(2), both q and q' enable input a and, writing $r = T(q, a)$ and $r' = T(q', a)$, we have $r \not\ll r'$, $\{r, r'\} \subseteq l \text{ after } a$, and $level(r, r') < level(q, q')$. Since none of the leaves contains a pair of incompatible states with a *level* value smaller than (q, q') , we know that Y does not have a leaf node that contains both r and r' . But this implies that $LCA(Y, l \text{ after } a) \neq \emptyset$, and so l can be split on input.
3. Suppose $level(q, q') > 0$ and $move(q, q') = \theta$. Let $x \in out(l)$. If there exists an $s \in l$ such that $x \notin out(s)$ then we may split on output. Otherwise, both q and q' enable output x . Write $r = T(q, x)$ and $r' = T(q', x)$. Then $\{r, r'\} \subseteq l \text{ after } x$ and $r \not\ll r'$. By Lemma 10 and Lemma 7(2), $level(r, r') < level(q, q')$. Since none of the leaves contains a pair of incompatible states with a *level* value smaller than (q, q') , we know that Y does not have a leaf node containing both r and r' . But this implies that $LCA(Y, l \text{ after } x) \neq \emptyset$, so l can be split on output. \square

5.3 Splitting graph construction

Based on the condition of Definition 23 that holds, we assign children to splittable leaf nodes, and update the witness function. This is worked out in the method `splitnode` of Algorithm 3. The algorithm may choose nondeterministically between a split on output or a split on input. Such a choice is denoted with the syntax for guarded commands [7], i.e. as the guards on lines 5 and 16, and their respective statements on lines 6-15, and 17-20.

If a leaf l is split on output, then children are added for each output $x \in out(l)$. If $enabled(l, x) \neq l$, then we add $enabled(l, x)$ as a child, as those are the only states from which x can be observed. We also add $x.\mathbf{0}$ to the witness of l , as observing x distinguishes states in $enabled(l, x)$ from states in $l \setminus enabled(l, x)$.

If $enabled(l, x) = l$, observing x will not distinguish any states. We then use that there is a $v \in LCA(Y, l \text{ after } x)$, as this means that some states of $l \text{ after } x$ are distinguished by the witness $W(v)$. Hence, by taking output x , followed by $W(v)$, some states of l are distinguished. Therefore, we add $x.W(v)$ to the witness of l , and split l in the same way v was split, i.e. if $d \subseteq l$ are all the states with $d \text{ after } x \subseteq c$ for some child $c \in Post(v)$, then d is a child of l . We call such a split an *induced split*.

For splitting on some input a , we also use an induced split to obtain the children for l . Since there exists some $v \in LCA(Y, l \text{ after } a)$, at least two states of l may be distinguished by the witness constructed for v , after taking input a . To each element of the induced split, we add all the states not enabling a . If we would not do this, Algorithm 3 may assign the empty set as children to a splittable leaf, such that it remains a leaf. As a consequence, Lemma 28 and also Corollary 29 then do not hold. This will be illustrated by Example 27.

Definition 25. Let Y be a splitting graph for suspension automaton S . Let v be an internal node of Y , P a set of states of S , and $\mu \in L$, such that P after $\mu \subseteq v$. Then the induced split of P with μ to v is:

$$\Pi(P, \mu, v) = \{(c \text{ before } \mu) \cap P \mid c \in \text{Post}_Y(v)\} \setminus \emptyset.$$

Input: A suspension automaton $S = (Q, T, q_0)$
Input: An incomplete splitting graph $Y = (V, E, W)$ for S

```

1 Function splitnode ( $S, Y$ ):
2    $l :=$  a splittable leaf of  $Y$ ;
3    $C := \emptyset$ ;
4    $F := \mathbf{0}$ ;
5   if  $l$  splittable on output  $\rightarrow$ 
6     foreach  $x \in \text{out}(l)$  do
7       if  $\exists q \in l : x \notin \text{out}(q)$  then
8          $C := C \cup \{\text{enabled}(l, x)\}$ ;
9          $F := F + x.\mathbf{0}$ ;
10      else
11        Let  $v \in \text{LCA}(Y, l \text{ after } x)$ ;
12         $C := C \cup \Pi(l, x, v)$ ;
13         $F := F + x.W(v)$ ;
14      end
15    end
16   $\square$   $l$  splittable on input  $\rightarrow$ 
17    Let  $a \in \text{in}(l)$  with  $\text{LCA}(Y, l \text{ after } a) \neq \emptyset$ ;
18    Let  $v \in \text{LCA}(Y, l \text{ after } a)$ ;
19     $C := \{d \cup (l \setminus \text{enabled}(l, a)) \mid d \in \Pi(l, a, v)\}$ ;
20     $F := a.W(v)$ ;
21  fi
22  return  $(V \cup C, E \cup \{(l, c) \mid c \in C\}, W \cup \{l \mapsto F\})$ ;

```

Algorithm 3: Splitting a leaf node of a splitting graph.

Example 26. We compute the splitting graph of the suspension automaton from Figure 1, and show the result in Figure 4.

For the root node $\{1, 2, 3, 4\}$, we observe that state 4 does not enable x , while states 2 and 3 do not enable y . Hence, the root is split on output, gets children $\{1, 2, 3\}$ and $\{1, 4\}$, and witness $x.\mathbf{0} + y.\mathbf{0}$.

Node $\{1, 2, 3\}$ can be split on input a , as states 1 and 2 enable a , and since the root node is an LCA of $\{1, 2, 3\}$ after a . The latter follows from $T(1, a) = 3$ and $T(2, a) = 4$, and $\{3, 4\} \subseteq \{1, 2, 3, 4\}$, but $\{3, 4\} \not\subseteq \{1, 2, 3\}$, and $\{3, 4\} \not\subseteq \{1, 4\}$. The induced split is $\{\{1\}, \{2\}\}$, so adding state 3 to both sets results in children $\{1, 3\}$ and $\{2, 3\}$. Prepending a to the witness of the root node gives us witness $a.(x.\mathbf{0} + y.\mathbf{0})$ for $\{1, 2, 3\}$.

Node $\{1, 4\}$ can be split on output. As state 4 does not enable x , we only need to find an LCA for $\{1, 4\}$ after $y = \{1, 2\}$, which is the previously split node $\{1, 2, 3\}$. For x we have witness $x.\mathbf{0}$, and for y we use the witness of $\{1, 2, 3\}$: $x.\mathbf{0} + y.a.(x.\mathbf{0} + y.\mathbf{0})$.

Next, node $\{1,3\}$ can be split on output using $\{1,4\}$ as LCA for x . Node $\{2,3\}$ does not need to be split, as we have $2 \diamond 3$. Now all leaves are singletons, so we have obtained a complete splitting graph.

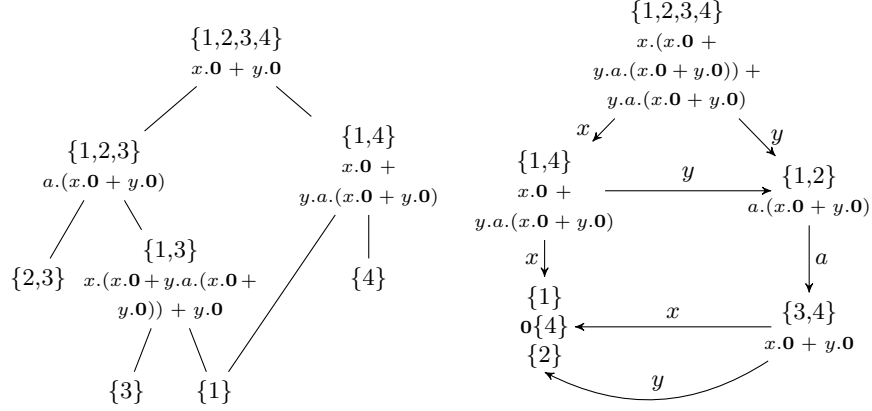


Fig. 4. Splitting graph for the suspension automaton of Figure 1 (left), where we shorten all CCS expressions $\mathbf{0} + F$ to F , and an adaptive distinguishing graph for the suspension automaton of Figure 1 (right), annotated with current state sets P , as used in Algorithm 4.

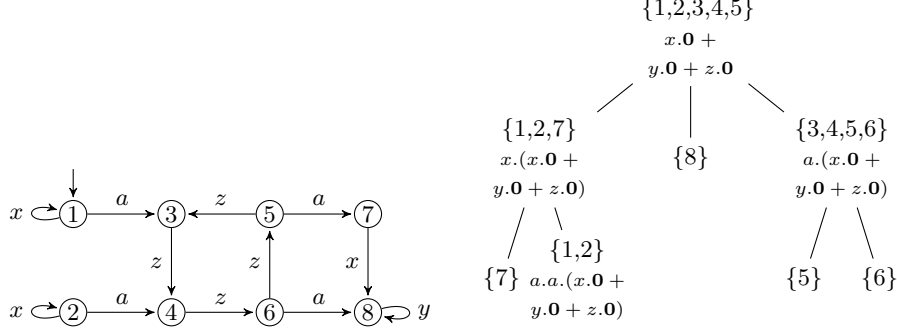


Fig. 5. A suspension automaton (left), and its incomplete splitting graph (right), when replacing line 19 of Algorithm 3 by $C := \Pi(l, a, v)$;

Example 27. Figure 5 shows that using only the induced split as children, for splitting a leaf on input, results in an incomplete splitting graph. The construction of the splitting graph goes as follows. The root node $\{1,2,3,4,5\}$ can be split on output, as each state only enables one of the three outputs x , y , and z : we obtain children $\{\{1,2,7\}, \{8\}, \{3,4,5,6\}\}$. Leaf $\{1,2,7\}$ can be split on output, as $\{1,2,7\}$ after $x = \{1,2,8\}$ shows that we can use the root node as LCA. Leaf $\{3,4,5,6\}$ cannot be split on output as $\{3,4,5,6\}$ after $z = \{3,4,5,6\}$, so there exists no LCA for $\{3,4,5,6\}$ after z . It can be split on input a : $\{3,4,5,6\}$ after $a =$

$\{7, 8\}$, so we can use the root node as LCA. Then $\Pi(\{3, 4, 5, 6\}, a, \{1, 2, 3, 4, 5\}) = \{\{5\}, \{6\}\}$, so these are added as children. It remains to split $\{1, 2\}$, as they are incompatible: a test case with observations $\{azzax, azzay\}$ distinguishes 1 and 2. Leaf $\{1, 2\}$ cannot be split on input, as $\{1, 2\}$ after $x = \{1, 2\}$, so no LCA exists. For input a we find that $\{1, 2\}$ after $a = \{3, 4\}$, and $\{3, 4, 5, 6\}$ is an LCA. However, $\Pi(\{1, 2\}, a, \{3, 4, 5, 6\}) = \emptyset$, as both 3 and 4 are not contained in any child of $\{3, 4, 5, 6\}$. Hence, we obtain $Post(\{1, 2\}) = \emptyset$, which means by definition that $\{1, 2\}$ is a leaf. Algorithm 2 will keep trying to split $\{1, 2\}$ indefinitely, and will hence not terminate.

Lemma 28. *Algorithm 3 returns a splitting graph Y' for S , when given some splitting graph Y , such that one leaf l of Y , has become an internal node in Y' .*

Proof. The input of Algorithm 3 is a splitting graph Y for S . All the algorithm does is to take a single leaf node l , add children C to it, and extend the evaluation function W for some witness A to l . This means that in order to prove that Algorithm 3 returns a splitting graph, it suffices to show that (a) for all $d \in C$, $\emptyset \subset d \subset l$, (b) $l = \bigcup C$, (c) A is a test case, and (d) $\forall \sigma \in Obs(A), \exists c \in C : enabled(c, \sigma) = enabled(l, \sigma)$, and (e) $C \neq \emptyset$.

To prove (a) we inspect the three places in the algorithm where a new element d was added to the set C of children of l : line 8, line 12 and line 18:

- Line 8: In this case $x \in out(l)$ and there exists a $q \in l$ such that output x is not enabled from state q . This implies $\emptyset \subset d = enabled(l, x) \subset l$, as required.
- Line 12: In this case, let $d \in \Pi(l, x, v)$ for some $v \in LCA(Y, l \text{ after } x)$. By definition of Π , $\emptyset \subset d$ and there is a $c \in Post_Y(v)$ such that $d = (c \text{ before } x) \cap l$. Note that this implies $d \subseteq l$. By definition of LCA, there exists a $q \in l$ after x with $q \notin c$. Because $q \in l$ after x , there exists a state $r \in l$ such that $T(r, x) = q$. Since $q \notin c$, we know that $r \notin c$ before x . Hence $\emptyset \subset d \subset l$, as required.
- Line 18: In this case, $d = e \cup (l \setminus enabled(l, a))$, where $e \in \Pi(l, a, v)$ and $v \in LCA(Y, l \text{ after } a)$. By definition of Π , $\emptyset \neq e$ and there is a $c \in Post_Y(v)$ such that $e = (c \text{ before } a) \cap l$. This implies $\emptyset \subset d \subseteq l$. By definition of LCA, there exist $q \in l$ after a such that $q \notin c$. Because $q \in l$ after a , there exists a state $r \in l$ such that $T(r, a) = q$. Since $q \notin c$, we know that $r \notin c$ before a . This means $r \notin e$ and thus $r \notin d$. Hence $\emptyset \subset d \subset l$, as required.

For proving (b), it remains to show that $l \subseteq \bigcup C$. Choose $q \in l$. We consider two cases:

- A split on output was performed (line 5-15). Since S is a suspension automaton, there is at least one output x that is enabled in q . If there is another state in l that does not enable x then $enabled(l, x)$ is added to C and thus $q \in \bigcup C$, as required. Otherwise, sets $(c \text{ before } x) \cap l$ are added to C , for $c \in Post_Y(v)$ and some $v \in LCA(Y, l \text{ after } x)$. Let $r = T(q, x)$. Since l after $x \subset v$ and $v = \bigcup Post_Y(v)$, there is some $c \in Post_Y(v)$ with $r \in c$. This implies $q \in (c \text{ before } x) \cap l$ and therefore $q \in \bigcup C$, as required.

- A split on input was performed (lines 16-20). In this case, the sets $e \cup (l \setminus \text{enabled}(l, a))$ are added to C , for $e \in \Pi(l, a, v)$, some input a and $v \in \text{LCA}(Y, l \text{ after } a)$. If state q does not enable input a then state q is in each set that is added to C , and thus $q \in \bigcup C$, as required. Now suppose q enables input a . Let $r = T(q, a)$. Then $r \in l \text{ after } a$ and thus $r \in v$. Since $v = \bigcup \text{Post}_Y(v)$, there is some $c \in \text{Post}_Y(v)$ with $r \in c$. Therefore, $q \in c \text{ before } x \cap l \in \Pi(l, a, v)$, and therefore $q \in \bigcup C$, as required.

For proving (c) we again consider the two cases of splitting on output or input:

- If a split on output was performed, then root of A is an output state, as each observation has an output prefix: on line 9 or 13 either $x.\mathbf{0}$ or $x.W(v)$ for some $v \in \text{LCA}(Y, l \text{ after } x)$ are added to A . Since $\mathbf{0}$ is a test case, and $A_{W(v)}$ is a test case since v is an internal node of Y , A is also a test case.
- If a split on input was performed, then the root of A is an input state, as it enables a single input according to line 20: $A = A_{a.W(v)}$ for some $v \in \text{LCA}(Y, l \text{ after } x)$. As $A_{W(v)}$ is a test case since v is an internal node of Y , A is also a test case.

For proving (d), we inspect the three places in the algorithm where children were added to C , and where witness observations were added to A . We will show that for each added observation σ , a child d constructed at the same place can be used to prove $\text{enabled}(d, \sigma) = \text{enabled}(l, \sigma)$.

- On lines 8 and 9, a child $d = \text{enabled}(l, x)$ was added to C , and observation x was added to A . Hence, for $x \in \text{Obs}(A)$ we have child d with $\text{enabled}(d, x) = \text{enabled}(l, x)$.
- On lines 12 and 13, children $d \in \Pi(l, x, v)$ are added to C , and observations $x\sigma$ are added to A for all $\sigma \in \text{Obs}(A_{W(v)})$, using some $v \in \text{LCA}(Y, l \text{ after } x)$. Since v is an internal node of Y , there is a $c \in \text{Post}(v)$ such that $\text{enabled}(c, \sigma) = \text{enabled}(v, \sigma)$. If $c \text{ before } x \cap l = \emptyset$, then it holds that $(l \text{ after } x) \cap c = \emptyset$, so from $l \text{ after } x \subseteq v$ (by $v \in \text{LCA}(Y, l \text{ after } x)$) it then follows that $\text{enabled}(l \text{ after } x, \sigma) = \text{enabled}(l, x\sigma) = \emptyset$. Hence any $d \in \Pi(l, x, v)$ can be used to show $\text{enabled}(d, x\sigma) = \text{enabled}(l, x\sigma)$ as $d \subseteq l$. Else, there is some $d \in \Pi(l, x, v)$ with $d = (c \text{ before } x) \cap l$. Let $e = c \setminus (d \text{ after } x)$, and observe that $e \cap (l \text{ after } x) = \emptyset$. From $\text{enabled}(c, \sigma) = \text{enabled}(v, \sigma)$ and $l \text{ after } x \subseteq v$ it then follows that $\text{enabled}((d \text{ after } x) \cup e, \sigma) = \text{enabled}((l \text{ after } x) \cup (v \setminus (l \text{ after } x)), \sigma)$, so $\text{enabled}(d \text{ after } x, \sigma) = \text{enabled}(l \text{ after } x, \sigma)$. It follows that $\text{enabled}(d, x\sigma) = \text{enabled}(l, x\sigma)$.
- On lines 19 and 20 children $d \cup (l \setminus \text{enabled}(l, a))$ for all $d \in \Pi(l, a, v)$ are assigned to C , and observations $a\sigma$ are added to A for all $\sigma \in \text{Obs}(A_{W(v)})$, using some $v \in \text{LCA}(Y, l \text{ after } a)$. Again, since v is an internal node of Y , there is a $c \in \text{Post}(v)$ such that $\text{enabled}(c, \sigma) = \text{enabled}(v, \sigma)$. If $l \text{ after } a \cap c = \emptyset$, then it follows, with similar arguments as for lines 12 and 13, that $\text{enabled}(l \text{ after } a, \sigma) = \text{enabled}(l, a\sigma) = \emptyset$. Since $\text{enabled}(l \setminus \text{enabled}(l, a), a) = \emptyset$, and hence also $\text{enabled}(l \setminus \text{enabled}(l, a), a\sigma) = \emptyset$, we can use any child

e from line 12 to show $enabled(e, a\sigma) = enabled(l, a\sigma)$. Else, there is some $d \in \Pi(l, a, v)$ with $d = (c \text{ before } a) \cap l$. With the same reasoning as for lines 12 and 13, we obtain $enabled(d, a\sigma) = enabled(l, a\sigma)$. By again using that $enabled(l \setminus enabled(l, a), a\sigma) = \emptyset$, we obtain $enabled(d \cup (l \setminus enabled(l, a)), a\sigma) = enabled(l, a\sigma)$.

For proving (e) we consider the two cases of splitting on output or input:

- Suppose an output split is performed. The body of the for-loop on lines 7-14 is then executed at least once, since the algorithm only accepts suspension automata, so each state is non-blocking, and consequently $|out(l)| \geq 1$. Hence, suppose that the for-loop is executed for some $x \in out(l)$. To prove that $C \neq \emptyset$, we now need to show that $\{enabled(l, x)\} \neq \emptyset$ (line 8), and that $\Pi(l, x, v) \neq \emptyset$ (line 12), using some $v \in LCA(Y, l \text{ after } x)$ (line 11).
For line 8, we use from (a) that $\emptyset \subset enabled(l, x)$, so $\{enabled(l, x)\} \neq \emptyset$.
For line 12, we need to prove that there exists a $c \in Post(v)$ such that $(c \text{ before } x) \cap l \neq \emptyset$. Because there is some $v \in LCA(Y, l \text{ after } x)$, we have $l \text{ after } x \subseteq v$. Since $x \in out(l)$, there is a $q \in l \text{ after } x$, so $\emptyset \subset q \text{ before } x \subseteq l$. Because $v = \bigcup Post(v)$, there is a $c \in Post(v)$ with $q \in c$. Hence, $q \text{ before } x \subseteq c \text{ before } x$. It then follows that $(c \text{ before } x) \cap l \neq \emptyset$.
- Suppose an input split is performed for some input a . We then have a $c \in Post(v)$ with $(c \text{ before } a) \cap l \neq \emptyset$, for the same reasons as given for line 12. Consequently, $\Pi(l, a, v) \neq \emptyset$. Adding the (possibly empty) set $l \setminus enabled(l, a)$ to each element of $\Pi(l, a, v)$ results in a non-empty set C . \square

Corollary 29. *Algorithm 2 returns a complete splitting graph for S .*

Clearly, a splitting graph for a suspension automaton with n states cannot have more than 2^n nodes, as the set of nodes is a subset of $\mathcal{P}(Q) \setminus \emptyset$ by Definition 21. For $n \in \mathbb{N}$ with $n \geq 3$, consider suspension automaton $S_n = (\{1, \dots, n\}, T_n, 1)$, where T_n consists of the following output transitions:

$$T_n = \{(n, n, 1)\} \cup \{(s, x, s+1) \mid s \in \{1, \dots, n-1\}, x \in \{1, \dots, n-1\}, s \neq x\}.$$

Figure 6 depicts suspension automata S_n for $n = 3, 4, 5$. We can prove Lemma 30 by showing that S_n has a splitting graph with 2^{n-1} nodes.

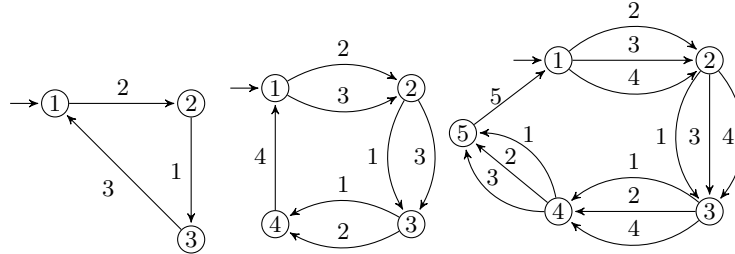


Fig. 6. Suspension automaton S_n for $n = 3, n = 4$, and $n = 5$

Lemma 30. *Let S be a suspension automaton with n states. Then a splitting graph returned by Algorithm 2 has $\mathcal{O}(2^n)$ nodes. This bound is tight.*

Proof. We already showed that a splitting graph has at most an exponential number of states. We will now prove that Algorithm 2 returns a splitting graph with exactly 2^{n-1} nodes for suspension automaton S_n with $n \geq 3$:

We first note that different states are pairwise incompatible, since we can easily construct a test case identifying any of the states: observing output n , after having observed i (other) outputs, means that the test case was executed from state $n - i$. Consequently, if a node of the split graph contains more than 1 state, it has children.

The root node is split on output, so it has children for all size $n - 2$ subsets of $\{1, \dots, n - 1\}$, and it has child $\{n\}$. We now show that the split graph has nodes for all non-empty subsets of $\{1, \dots, n - 1\}$, except trivial subset $\{1, \dots, n - 1\}$.

Suppose we have a non-trivial subset s of $\{1, \dots, n - 1\}$ with at least two elements. For all $x \in s$ state x does not enable output x , but all other states of s do, so we obtain child $s \setminus \{x\}$ by a split on output x . By repeatedly removing a single element by splitting on that element, we can show that the split graph contains a node for *any* nonempty, non-trivial subset of $\{1, \dots, n - 1\}$. There are $2^{n-1} - 2$ nonempty, non-trivial subsets of $\{1, \dots, n - 1\}$. In addition, the split graph also has nodes $\{1, \dots, n\}$ and $\{n\}$. Hence, in total the splitting graph has 2^{n-1} nodes. \square

6 Extracting Test Cases from a Splitting Graph

Algorithm 4 “concatenates” several CCS terms while keeping track of the current set of states. Each CCS term ensures that one state is distinguished from the rest because it lacks some output. We compute the current states for the leaves of the CCS term, and attach another CCS term to this leaf, if the current set of states consists of some incompatible pair of states. Hence in total, the automaton of the resulting CCS term distinguishes multiple pairs of states.

Example 31. We construct the adaptive distinguishing graph for the suspension automaton from Figure 1, using the splitting graph from Figure 4, which also contains the constructed adaptive distinguishing graph. Algorithm 4 starts with $P = \{1, 2, 3, 4\}$ and $F = \mathbf{0}$. Hence, we search for a least common ancestor for Q . This will be the root node of the splitting graph, with witness $x.\mathbf{0} + y.\mathbf{0}$. After passing lines 12-13, we reach lines 10-11, for $\mathbf{0}$ with states $\{1, 2, 3, 4\}$ after $x = \{1, 4\}$, and $\mathbf{0}$ with states $\{1, 2, 3, 4\}$ after $y = \{1, 2\}$. The LCA of $\{1, 4\}$ is $\{1, 4\}$. For x we reach singleton set $\{1\}$, and for y we reach $\{1, 2\}$. The LCA of $\{1, 2\}$ is $\{1, 2, 3\}$. Appending it results in obtaining singleton sets of current states P , so we are done. The associated automaton of the CCS term is an adaptive distinguishing graph for the suspension automaton, as it distinguishes all incompatible state pairs.

Lemma 32. *Algorithm 4 terminates and outputs a CCS term F that denotes a test case satisfying, for each $\sigma \in \text{Obs}(A_F)$, $\diamond(Q \text{ after } \sigma)$.*

Input: A suspension automaton $S = (Q, T, q_0)$
Input: A complete splitting graph $Y = (V, E, W)$ for S
1 **compDG** ($S, Y, Q, \mathbf{0}$);
2 where
3 **Function compDG** (S, Y, P, F):
4 **if** $\diamond(P)$ **then**
5 **return** F
6 **else**
7 **if** $F = \mathbf{0}$ **then**
8 Let $v \in LCA(Y, P)$;
9 **return** **compDG** ($S, Y, P, W(v)$)
10 **else if** $F = \mu.F_1$ for some CCS term F_1 **then**
11 **return** $\mu.\text{compDG}$ (S, Y, P after μ, F_1)
12 **else if** $F = F_1 + F_2$ for some CCS terms F_1, F_2 **then**
13 **return** **compDG** (S, Y, P, F_1) + **compDG** (S, Y, P, F_2)
14 **end**
15 **end**
Output: A CCS term F such that, for each $\sigma \in Obs(A_F)$, $\diamond(Q$ after $\sigma)$.

Algorithm 4: Retrieving a test case from a splitting graph

Proof. Let $S = (Q, T, q_0)$ be the suspension automaton, and Y the splitting graph for S , that we provide to Algorithm 4. We note that all computations are atomic, or reducing the size of the CCS expression before making a recursive call, except line 8. However, LCAs can be computed straightforwardly: start at the root, if it is not an LCA, continue with the children containing the set of states the LCA is computed for, and repeat. This procedure always succeeds in finding an LCA, due to the following argument. Any set of states, with at least two incompatible states, has a least common ancestor in the splitting graph, as the leaves of Y are sets of mutually compatible states, its root node contains all the states from S , and all the states of a non-leaf are contained in at least one of its children, by Definition 21.

By construction, Algorithm 4 follows the labels of each $\sigma \in Obs(A_{W(v)})$ for nodes v obtained on line 8. By the property from Definition 21 that $enabled(c, \sigma) = enabled(v, \sigma)$, and $c \subset v$, we see that $|P| > |P$ after $\sigma|$, so after visiting line 8 at most $|Q| - 1$ times, set P will only contain mutually compatible states. \square

Algorithm 4 does not always construct an adaptive distinguishing graph for all incompatible state pairs. To ensure this, it must be able to select an “injective” splitting node as LCA on line 8. This will guarantee that a transition never maps two incompatible states to two compatible states (which cannot be distinguished any more), or that an input is used that is not enabled in some states.

Definition 33. Let $S = (Q, T, q_0)$ be a suspension automaton, $P \subseteq Q$ a set of states, and $\mu \in L$ a label. Then μ is injective for P if

$$\forall q, q' \in P : q \not\sim q' \implies T(q, \mu) \downarrow \wedge T(q', \mu) \downarrow \wedge T(q, \mu) \not\sim T(q', \mu) \\ \forall \mu \in O \setminus (out(q) \cap out(q'))$$

Analogous to the result of [12], Theorem 35 asserts that if an ADG exists our algorithms will find it (provided there are no compatible states). We first need to establish the following lemma.

Lemma 34. *Let S be a suspension automaton such that all pairs of distinct states are incompatible. Suppose $A = (Q, T, q_0)$ is an adaptive distinguishing graph for a set P of states of S . Suppose that $T(q_0, \mu) = q_1$, for some label μ and state q_1 . Then μ is injective for P and A/q_1 is an adaptive distinguishing graph for P after μ .*

Theorem 35. *Let S be a suspension automaton such that all pairs of distinct states are incompatible. Then S has an adaptive distinguishing graph if and only if, during construction of a splitting graph Y for S , Algorithm 3 can and does only perform injective splits, that is, whenever Algorithm 3 splits a leaf l on output, then x is injective for l , for all $x \in \text{out}(l)$, and whenever it splits a leaf l on input a , then a is injective for l . Moreover, in this case Algorithm 4 constructs an adaptive distinguishing graph for S , when Y is given as input.*

Proof. Let $S = (Q, T, q_0)$.

(\Leftarrow) Suppose splitting graph $Y = (V, E, W)$ for S has been constructed using injective splits only. Then, for each internal node v of Y , $A_{W(v)}$ is a test case for v : inputs performed by the test case $A_{W(v)}$ will be enabled in all the corresponding states of S . This means that also the CCS term F computed from Y by Algorithm 4 will correspond to a test case for the set Q of states of S . Since all the splits in Y are injective, we have that for any pair q, q' of incompatible states of S , and for any observation σ of A_F that is enabled in both q and q' , the unique state in q after σ is incompatible with the unique state in q' after σ . But since, by construction, Q after σ only contains mutually compatible states, for each observation σ of A_F , we conclude that A_F distinguishes q and q' . Therefore, A_F is an adaptive distinguishing graph for S .

(\Rightarrow) Suppose $A = (Q', T', q'_0)$ is an adaptive distinguishing graph for S .

Let Y be an incomplete splitting graph. We show that Y has a leaf for which an injective split exists.

Assume w.l.o.g. that A is a tree (any DAG can be unfolded into a tree). We associate to each node r of A a *height*, which is the length of the maximal path from r to a leaf. Also, we associate to each node of r a set of states from S called the *current set*: the current set of q'_0 is Q , and if the current set of state r is P and $T'(r, \mu) = r'$ then the current set of r' is r after μ . Lemma 34 implies that if the current set of r equals P , A/r is an adaptive distinguishing graph for P .

Now, amongst the leaves of Y that contains a maximal number of states, choose a leaf l that is contained in the current set P of a node r of A with minimal height. We consider two cases:

- r is an input state of A . Then r enables a single input action a . Let $T'(r, a) = r'$. Then the current set of r' is P after a and the height of r' is less than the height of r . By Lemma 34, a is injective for P . By definition of injectivity, a is also injective for subset l of P . Since all pairs of distinct states of S are

- incompatible, the number of states in l after a equals the number of elements of l . Moreover, since l after a is contained in P after a , and amongst the leaves of Y that contains a maximal number of states l is contained in the current set of a node with minimal height, l after a is not contained in any leaf of Y . Thus leaf l is splittable on input a , and this split is injective.
- r is an output state of A . Suppose $x \in \text{out}(l)$. Then either there is a $q \in l$ such that $x \notin \text{out}(q)$, or the number of states in l after x equals the number of elements of l and l after x is not contained in any leaf of Y . This means that l is splittable on output, with a split that is injective for each output x .

Example 36. Without the assumption that there are no compatible state pairs, Theorem 35 does not hold. The suspension automaton S of Figure 7 has an ADG, but our algorithm does not find it. Note that states 2 and 3 are compatible, and also states 6 and 7 are compatible. An ADG for S is denoted by CCS term $x.a.b.(z.\mathbf{0} + t.\mathbf{0}) + y.a.b.(z.\mathbf{0} + t.\mathbf{0}) + z.\mathbf{0} + t.\mathbf{0}$. When we construct a splitting graph for S , the set of all states $\{1, 2, 3, 4, 5, 6, 7, 8\}$ will be split on output, resulting in children $\{1\}$, $\{2, 3, 4\}$, $\{5\}$ and $\{6, 7, 8\}$. Now a split of $\{2, 3, 4\}$ on input b is not injective and a split on input a is not possible since the set of LCAs is empty. Similarly, there is no injective split of $\{6, 7, 8\}$.

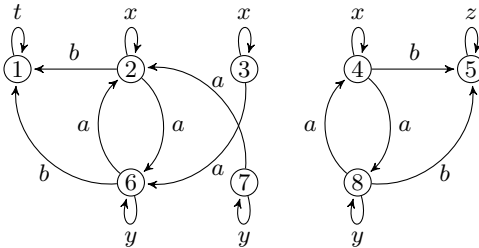


Fig. 7. Theorem 35 fails in presence of compatible state pairs.

7 Experimental results on case study

In [21], an FSM model, with over 10.000 states, was learned of an industrial piece of software, called the Engine Status Manager (ESM). During the learning process, testing against the ESM posed a significant challenge: it turned out to be extremely difficult to find counterexamples for hypothesis models. Initially, existing conformance testing algorithms were used to find counterexamples for hypothesis models (random walk, the W-method, Wp-method, etc), but for larger hypothesis models these methods were unsuccessful. However, adaptive distinguishing sequences as in [12], augmented with additional pairwise distinguishing sequences for states not distinguished by the adaptive sequence, were able to find the required counterexamples. Therefore, the ESM models are good candidates to show the strength of the distinguishing graphs of this paper too.

Of course, applying our distinguishing graphs directly on the Mealy machine models, would not show our capability to handle the more expressive suspension

automata. We therefore transformed the FSM models in such a way that they exhibit output nondeterminism. We first split all Mealy i/o transitions in two consecutive transitions i and o , and added a self-loop output transition ‘quiescence’ (denoting absence of response) to all states only having input transitions, to make it non-blocking. To ensure determinism, information about data parameters from the ESM was added to the labels of the Mealy machine in [21]. For our experiments, we removed this information again, resulting in suspension automata with states with multiple outgoing output transitions.

For performance reasons, we reduced the Mealy machine model with a subalphabet, before applying the transformation steps described above, i.e., we removed all i/o transitions with i not in the subalphabet. We obtained these subalphabets from [20], which contains a figure displaying interesting subalphabets based on domain knowledge. Table 1 shows that the resulting suspension automata still have a significant size.

We applied the algorithms of this paper to obtain a splitting graph and an adaptive distinguishing graph. The splitting graph was constructed as in Algorithm 3, so without requiring injectivity of the used labels. However, in the construction of the adaptive distinguishing graph (Algorithm 4) we chose on line 8 an LCA which was injective for the most pairs of states.

Table 1 shows that there are many pairs of incompatible states to distinguish. However, the number of nodes of the splitting graph are in the order of magnitude of the number of states of the suspension automaton, and the longest observable trace (i.e. the depth) of the adaptive distinguishing graphs is not long at all. Moreover, over 99% of the pairs of incompatible states are distinguished by the distinguishing graph. This indicates that the distinguishing graphs, although constructed from a non-injective splitting graph, can be very effective in testing.

Subalphabet	Number of states	Pairs of compatible states	Nodes in splitting graph	Depth distinguishing graph	Incompatible pairs not distinguished
InitIdleSleep	1616	16638 (0.64%)	1121	33	1145 (0.044%)
InitIdleStandbyRunning	2855	14171 (0.17%)	2082	33	2183 (0.027%)
InitIdleStandbySleep	3168	25974 (0.26%)	2226	33	3826 (0.038%)
InitIdleStandbyLowPower	2614	13834 (0.20%)	1809	33	2920 (0.043%)
InitError	2649	373427 (5.3%)	3097	35	17972 (0.27%)

Table 1. Computation statistics

To further explore the structure of the distinguishing graph, we computed the *size* of each leaf: the number of automaton states, that enable the observable trace to that leaf. We note that this includes states compatible to some of the automaton states. Additionally, states may enable multiple observable traces, and hence a single state may increase the size of several leaves. Figure 8 shows the results: the x-axis displays all leaf sizes, and a column of some subalphabet shows the number of leaves of this size (y-axis). We see that the majority of leaves are of small size, while leaves of larger size occur less. We see that subalphabet InitError has the most large leaves, which could explain the dis-

tinguishing graph’s relatively large number of pairs of incompatible states not distinguished.

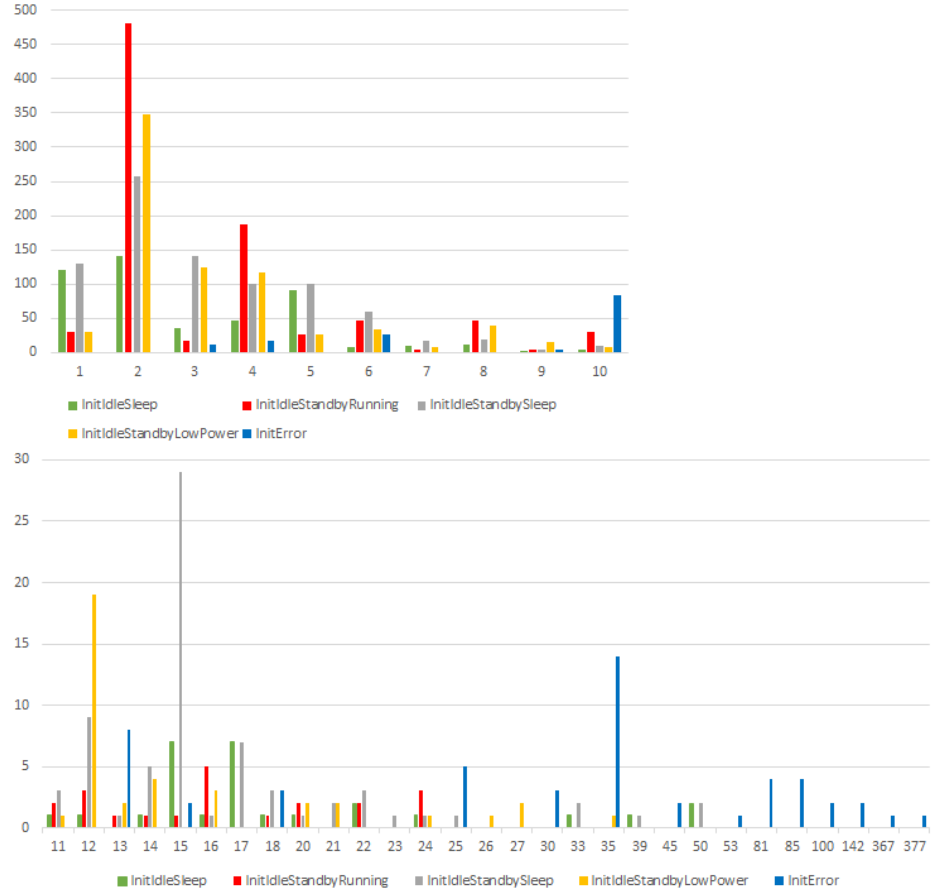


Fig. 8. Leaf sizes

8 Conclusions and Future Work

We studied the state identification problem for suspension automata, generalizing results from [12]. We presented algorithms to construct test cases that distinguish all incompatible state pairs, if possible, or many, if not. Experiments suggest that this approach is quite effective.

We see several directions for future research. First, though we did apply our algorithms to instances of an industrial benchmark, we would like to apply it to different case studies as well, to further explore the applicability of our approach. We note however that there are not that many (large) LTS benchmarks available.

An open problem is to give a bound on the depth of the distinguishing graph that our algorithms constructs. For FSMs, a quadratic bound is known [12], with

examples to show it is tight [22,12]. These examples extend to our setting, as we generalize from the FSM setting, but the proof for the quadratic bound on adaptive distinguishing sequences from [12] does not.

If our algorithm returns an adaptive distinguishing graph that does not distinguish all incompatible state pairs, the question remains how to efficiently distinguish these remaining states. Graphs distinguishing pairs of states can be obtained directly from our splitting graph, or by computing them as in [4], but distinguishing all remaining pairs results in a large overhead compared to the small size of the distinguishing graph we obtained in our experiments. On the one hand, we can optimize the obtained distinguishing graph by improving the splitting graph’s quality by applying heuristics that optimize the choice of labels for splitting leaves. On the other hand, we can use causes for states not being distinguished to construct a distinguishing graph that distinguishes all or at least many of the not distinguished states.

Though our distinguishing graphs significantly improve the size of an n -complete test suite, the problem to compute good access sequences for such a test suite requires further research as well [4]. Due to the output nondeterminism of suspension automata, we need an input-fairness assumption, to ensure that all outputs enabled from a state may eventually be observed. However, for access sequences we rather have a more adaptive strategy, in the spirit of [5], that reacts on the outputs as produced by the tested system rightaway. Adaptively choosing access sequences means that for reaching the same state, different access sequences may be used. However, the proof of n -completeness of a test suite depends on using one unique access sequence for accessing the same state. It remains an open problem whether using different access sequences breaks n -completeness or not.

References

1. Rajeev Alur, Costas Courcoubetis, and Mihalis Yannakakis. Distinguishing tests for nondeterministic and probabilistic machines. In *STOC*, volume 95, pages 363–372. Citeseer, 1995.
2. Christel Baier and Joost-Pieter Katoen. *Principles of Model Checking*. The MIT Press, 2008.
3. Nikola Beneš, Przemysław Daca, Thomas A. Henzinger, Jan Křetínský, and Dejan Ničković. Complete Composition Operators for IOCO-Testing Theory. In *Proceedings of the 18th International ACM SIGSOFT Symposium on Component-Based Software Engineering*, CBSE ’15, pages 101–110, New York, NY, USA, 2015. ACM.
4. Petra van den Bos, Ramon Janssen, and Joshua Moerman. n -Complete Test Suites for IOCO. *Software Quality Journal*, 27(2):563–588, Jun 2019.
5. Petra van den Bos and Marielle Stoelinga. Tester versus Bug: A Generic Framework for Model-Based Testing via Games. In Andrea Orlandini and Martin Zimmermann, editors, *Proceedings Ninth International Symposium on Games, Automata, Logics, and Formal Verification*, Saarbrücken, Germany, 26-28th September 2018, volume 277 of *Electronic Proceedings in Theoretical Computer Science*, pages 118–132. Open Publishing Association, 2018.

6. Thomas H. Cormen, Charles E. Leiserson, Ronald L. Rivest, and Clifford Stein. *Introduction to Algorithms, Third Edition*. The MIT Press, 3rd edition, 2009.
7. Edsger W. Dijkstra. Guarded commands, nondeterminacy, and formal derivation of programs. In David Gries, editor, *Programming Methodology: A Collection of Articles by Members of IFIP WG2.3*, pages 166–175, New York, NY, 1978. Springer New York.
8. Rita Dorofeeva, Khaled El-Fakih, Stephane Maag, Ana R. Cavalli, and Nina Yevtushenko. FSM-based conformance testing methods: A survey annotated with experimental evaluation. *Information and Software Technology*, 52(12):1286–1297, 2010.
9. Arthur Gill. *Introduction to the Theory of Finite-state Machines*. McGraw-Hill, New York, 1962.
10. R. M. Hierons. Testing from a Nondeterministic Finite State Machine using Adaptive State Counting. *IEEE Transactions on Computers*, 53(10):1330–1342, Oct 2004.
11. D. Lee and M. Yannakakis. Principles and methods of testing finite state machines — a survey. *Proceedings of the IEEE*, 84(8):1090–1123, 1996.
12. David Lee and Mihalis Yannakakis. Testing finite-state machines: State identification and verification. *IEEE Transactions on Computers*, 43(3):306–320, March 1994.
13. René Mazala. Infinite Games. In Erich Grädel, Wolfgang Thomas, and Thomas Wilke, editors, *Automata Logics, and Infinite Games: A Guide to Current Research*, pages 23–38. Springer Berlin Heidelberg, Berlin, Heidelberg, 2002.
14. Robin Milner. *Communication and concurrency*. Prentice-Hall, Inc., 1989.
15. J. Moerman. *Nominal Techniques and Black Box Testing for Automata Learning*. PhD thesis, Radboud University Nijmegen, July 2019.
16. Edward F Moore. Gedanken-experiments on sequential machines. In *Annals of Mathematics Studies*, volume 34, pages 129–153, Princeton, NJ, 1956. Princeton University Press.
17. Alexandre Petrenko and Nina Yevtushenko. Conformance tests as checking experiments for partial nondeterministic FSM. In Wolfgang Grieskamp and Carsten Weise, editors, *Formal Approaches to Software Testing*, pages 118–133, Berlin, Heidelberg, 2006. Springer Berlin Heidelberg.
18. Alexandre Petrenko and Nina Yevtushenko. Adaptive Testing of Deterministic Implementations Specified by Nondeterministic FSMs. In Burkhart Wolff and Fatiha Zaïdi, editors, *Testing Software and Systems*, pages 162–178, Berlin, Heidelberg, 2011. Springer Berlin Heidelberg.
19. Adenilso Simão and Alexandre Petrenko. Generating Complete and Finite Test Suite for ioco: Is It Possible? In *Proceedings Ninth Workshop on Model-Based Testing, MBT 2014, Grenoble, France, 6 April 2014.*, pages 56–70, 2014.
20. Wouter Smeenk. Applying automata learning to complex industrial software. *Master’s thesis, Radboud University Nijmegen*, 2012.
21. Wouter Smeenk, Joshua Moerman, Frits Vaandrager, and David N. Jansen. Applying Automata Learning to Embedded Control Software. In Michael Butler, Sylvain Conchon, and Fatiha Zaïdi, editors, *Formal Methods and Software Engineering*, pages 67–83, Cham, 2015. Springer International Publishing.
22. M. N. Sokolovskii. Diagnostic experiments with automata. *Cybernetics*, 7(6):988–994, Nov 1971.
23. Jan Tretmans. Model Based Testing with Labelled Transition Systems. In R.M. Hierons, J.P. Bowen, and M. Harman, editors, *Formal Methods and Testing*, volume 4949 of *Lecture Notes in Computer Science*, pages 1–38. Springer-Verlag, 2008.

24. Tim A. C. Willemse. Heuristics for ioco-Based Test-Based Modelling. In Luboš Brim, Boudewijn Haverkort, Martin Leucker, and Jaco van de Pol, editors, *Formal Methods: Applications and Technology*, pages 132–147, Berlin, Heidelberg, 2007. Springer Berlin Heidelberg.
25. Mihalis Yannakakis and David Lee. Testing finite state machines: Fault detection. *Journal of Computer and System Sciences*, 50(2):209 – 227, 1995.