

ART: Abstraction Refinement-Guided Training for Provably Correct Neural Networks

XUANKANG LIN, Purdue University

HE ZHU, Galois, Inc.

ROOPSHA SAMANTA, Purdue University

SURESH JAGANNATHAN, Purdue University

Artificial neural networks (ANNs) have demonstrated remarkable utility in a variety of challenging machine learning applications. However, their complex architecture makes asserting any formal guarantees about their behavior difficult. Existing approaches to this problem typically consider verification as a *post facto* white-box process, one that reasons about the safety of an existing network through exploration of its internal structure, rather than via a methodology that ensures the network is correct-by-construction.

In this paper, we present a novel learning framework that takes an important first step towards realizing such a methodology. Our technique enables the construction of provably correct networks with respect to a broad class of safety properties, a capability that goes well-beyond existing approaches. Overcoming the challenge of general safety property enforcement within the network training process in a supervised learning pipeline, however, requires a fundamental shift in how we architect and build ANNs.

Our key insight is that we can integrate an optimization-based abstraction refinement loop into the learning process that iteratively splits the input space from which training data is drawn, based on the efficacy with which such a partition enables safety verification. To do so, our approach enables training to take place over an abstraction of a concrete network that operates over dynamically constructed partitions of the input space. We provide theoretical results that show that classical gradient descent methods used to optimize these networks can be seamlessly adopted to this framework to ensure soundness of our approach. Moreover, we empirically demonstrate that realizing soundness does not come at the price of accuracy, giving us a meaningful pathway for building both precise and correct networks.

We have implemented these ideas in a tool (ART) and applied it to the unmanned aviator collision avoidance system ACAS Xu dataset (Julian et al. 2016), successfully synthesizing safe ANNs that satisfies the sophisticated safety properties demanded by the application without compromising accuracy, from scratch.

ACM Reference format:

Xuankang Lin, He Zhu, Roopsha Samanta, and Suresh Jagannathan. 2018. ART: Abstraction Refinement-Guided Training for Provably Correct Neural Networks. *Proc. ACM Program. Lang.* 1, CONF, Article 1 (January 2018), 29 pages.

DOI:

1 INTRODUCTION

Artificial neural networks (ANNs) have emerged in recent years as the primary computational structure for implementing many challenging machine learning applications. Their success has been due in large measure to their sophisticated architecture, typically comprised of multiple layers of connected neurons (or *activation functions*), in which each neuron represents a possibly non-linear function over the inputs generated in a previous layer. In a supervised setting, the goal of learning is to identify the proper coefficients (i.e., *weights*) of these functions that minimize differences between the outputs generated by the network and ground truth, established via training samples. Their ability to identify fine-grained distinctions among their inputs through the execution of

2018. XXXX-XXXX/2018/1-ART1 \$15.00

DOI:

this process makes these networks particularly useful in problems related to classification, image recognition, natural language translation, and autonomous driving, all areas of major interest in the machine learning community.

Nonetheless, their complexity also poses significant challenges to verification, in large part because of the difficulty in identifying how logical notions of high-level correctness relate to overall network structure, a low-level, uninterpretable artifact. For certain kinds of properties such as local robustness (Gehr et al. 2018; Papernot et al. 2016), which are important to guarantee that the network is resilient to adversarial attacks (Goodfellow et al. 2015; Madry et al. 2018; Nguyen et al. 2015), recent efforts have presented techniques that can verify the robustness of an existing network (Gehr et al. 2018; Singh et al. 2019b) or appropriately guide the training phase used in the construction of the network (Mirman et al. 2018).

While local robustness properties are useful to prove that ANNs cannot be fooled by adversarial examples, it is also important to make sure that ANNs behave correctly, operating in ways consistent with more general specifications and invariants. For instance, Figure 1 depicts the ACAS Xu (Airborne Collision Avoidance System) application developed to handle midair collisions between commercial aircraft (Julian et al. 2016). The system is controlled by a series of ANNs to produce horizontal maneuver advisories. One example correctness¹ property states that if a potential intruder is far away (ρ is significantly large) and is significantly slower than own's one vehicle, (v_{int} is significantly lower than v_{own}), then regardless of the intruder's (ψ) and subject's (θ) direction, the ANN controller should output Clear-of-Conflict (as it is unlikely that the intruder can collide with the subject). Unfortunately, even a sophisticated ANN handler used in the ACAS Xu system, although well trained, has been shown to violate this correctness property (Katz et al. 2017).

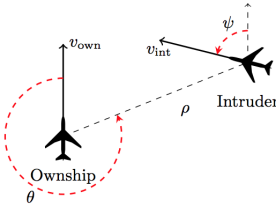


Fig. 1. The ACAS Xu System (adapted from (Katz et al. 2017)).

Existing approaches that are capable of potentially identifying violations of such properties separate verification from learning (Katz et al. 2017; Wang et al. 2018c), which has an inherent disadvantage when verification fails, given the complexity and uninterpretability of these

networks. In other words, if ANNs are generated without incorporating provable correctness as part of their training objective, then there is no guarantee that the weights discovered by the training process are provably correct, exemplified by the above incorrect ANN-controlled ACAS Xu system. The lack of a principled methodology to repair networks that are not verifiable, however, short of commencing the training process from scratch, makes the problem of leveraging verification counterexamples *post facto* a challenging exercise for which no credible proposal has been put forth thus far.

In this paper, we target a significant generalization of other state-of-the-art verification approaches that enables *correct-by-construction generation of ANNs with respect to a broad class of correctness properties expressed over the network's inputs*. Developing a scalable training technique developed with correctness in mind that nonetheless retains desirable precision is the primary challenge to realizing this goal. Scalability is an important issue for any such strategy given the large size of the input space, and the potentially large number of neurons that comprise the network. Like previous efforts (Gehr et al. 2018; Mirman et al. 2018), we employ abstract interpretation methods to generate sound abstractions of both the *input space* and the *network itself*.

¹We do not distinguish between *correctness* and *safety*, and use these interchangeably.

However, simply generating a safe over-approximation of a network is not necessarily useful because an excessively over-approximate abstraction may provide imprecise information on how to further optimize the network for correctness. The difficulty in balancing the goal of scalable verification with accurate optimization in our context arises from the need to integrate correctness constraints within the gradient descent optimization loop that sits at the core of the training procedure. When the property to verify is locally defined, for example, as in the case of robustness, it may be possible to bake-in these considerations as part of the abstraction itself, leading to a clean characterization of the optimization procedure in terms of the over-approximation (Mirman et al. 2018) induced by the abstraction.

In contrast, in our case, the structure of the optimization procedure must be significantly different since we do not know to guide the optimization loop by the logical characteristics of the correctness property *a priori*. To overcome this challenge, we obtain such information on the fly as shown by the workflow depicted schematically in Figure 2. Our approach takes as input a correctness property (Φ_{in}, Φ_{out}) that prescribes desired network output behavior using logic constraints Φ_{out} when the inputs to the network are within a domain described by Φ_{in} . In particular, our training procedure involves an abstract domain \mathcal{D} (e.g., the interval domain) and a refinement loop over our abstraction of the input space, expressed in terms of correctness properties defined over these inputs. A non-zero loss ϵ of correctness of an input abstraction Φ_{in}^i , obtained by an abstract interpretation over the abstract domain \mathcal{D} via estimating the loss from the abstracted output $F_{\mathcal{D}}(\Phi_{in}^i)$ of the network to the correctness constraint Φ_{out} , may indicate a potential violation of the network's output correctness. This loss can then be used to optimize the network's weights to mitigate the loss of correctness on $F_{\mathcal{D}}(\Phi_{in}^i)$ (the right loop of Figure 2). On the other hand, since the amount of imprecision introduced by the input space abstraction Φ_{in}^i is correlated with the precision of the abstracted network output $F_{\mathcal{D}}(\Phi_{in}^i)$, we additionally propose a refinement mechanism over the input space abstraction, optimized for this imprecision (the left loop of Figure 2). This abstraction refinement process allows us to apply gradient descent methods to construct networks that are provably correct. Notably, our correct-by-construction generation of ANNs can be applied with standard ANN training algorithms, without comprising the accuracy guarantees offered by classical optimization methods (the top of Figure 2).

This paper makes the following contributions:

- (1) We present an abstract interpretation-guided training strategy for building correct-by-construction neural networks, defined with respect to a rich class of correctness properties that go well beyond local robustness assertions.
- (2) We define an input space abstraction refinement loop that reduces training on input data to training on input space partitions, where the precision of the abstraction is, in turn, guided by a notion of correctness loss as determined by the correctness property.
- (3) We formalize soundness claims that capture correctness guarantees provided by our methodology; these results characterize the ability of our approach to ensure correctness with respect to domain-specific correctness properties.
- (4) We have implemented our ideas in a tool (ART) and applied it to a challenging benchmark, the ACAS Xu collision avoidance dataset (Julian et al. 2016; Katz et al. 2017). We provide a detailed evaluation study quantifying the effectiveness of our approach and assess its utility to ensure correctness without compromising accuracy. We additionally provide a comparison of our approach with a *post facto* counterexample-guided verification strategy that provides strong evidence for the benefits of ART's methodology compared to such

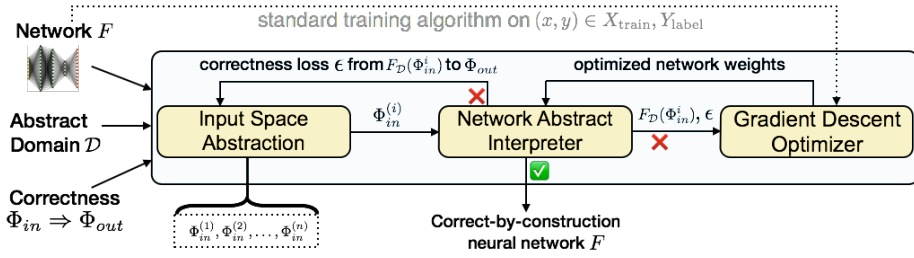


Fig. 2. We train a neural network with respect to a correctness property that induces constraints on the inputs (Φ_{in}) and outputs (Φ_{out}). The network depicted on the top is one that is not trained with verification in mind - for any valid input, it produces an output, whose loss is calculated to readjust and optimize the weights of the network. The pipeline depicted on the bottom defines ART's architecture; here, inputs are defined in terms of a partition of the input space ($\Phi_{in}^{(i)}$). Intuitively, we can think of the collection of these input space splits as defining a partitioning abstraction over the input space. The network is trained over abstractions of the original's propagation and activation functions constructed by an abstract transformer $F_{\mathcal{D}}$ (Singh et al. 2019b), guided by the correctness loss imposed by $F_{\mathcal{D}}$ and Φ_{out} , while generating new weights, additionally refines the input space abstraction guided by the correctness loss.

techniques. These experiments justify our claim that synthesis of synthesize correct-by-construction networks is feasible even when the correctness properties under consideration are highly sophisticated.

The remainder of the paper is organized as follows. In the next section, we provide a simple motivating example that illustrates our approach. Section 3 provides background and context. Section 4 presents a formalization of our approach. Details about ART's implementation and evaluation are provided in Section 5. Related work and conclusions are given in Sections 6 and 7, resp.

2 ILLUSTRATIVE EXAMPLE

We illustrate and motivate the key components of our approach using a realistic albeit simple end-to-end example. We consider the construction of a learning-enabled system for autonomous driving. The learning objective is to identify potentially dangerous objects within a prescribed range of the vehicle's current position.

Problem Setup. For the purpose of this example, we simplify our scenario, depicted in Figure 3, by

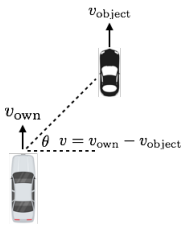


Fig. 3. Vehicle Radar System.

assuming that we track only a single object and that the information given by the vehicle's radar is a feature vector of size two, containing the object's normalized relative speed $v \in [-5, 5]$ and its relative angular position $\theta \in [-\pi, \pi]$ in a polar coordinate system with our vehicle located in the center. Here, $v > 0$ means the vehicle is getting closer to the object with the speed of $|v|$; $v < 0$ means our vehicle is moving away from the object; and, $v = 0$ means the object and vehicle are moving in lock-step with respect to each other.

Consider an implementation of an ANN for this problem that uses a 2-layer ReLU neural network F with initialized weights as depicted in Figure 4. The network takes an input vector $x = (v, \theta)$ and outputs a vector $y = (y_1, y_2)$,

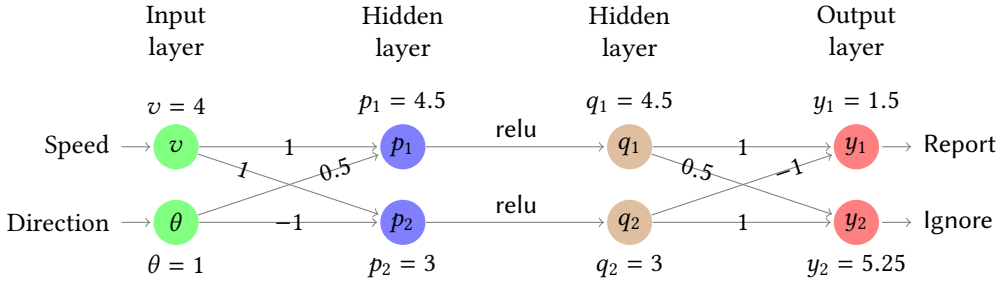


Fig. 4. A simple monitoring system using a 2-layer ReLU network.

where y_1 and y_2 are the prediction scores for action Report and action Ignore, respectively. The advisory system picks the action with the higher prediction score as the result. For simplicity, both layers in F are linear layers with 2 neurons and without bias terms. An element-wise ReLU activation function $relu(x) = \max(x, 0)$ is applied after the first layer. In this example, we assume the activation function in each layer is a simple linear combination of the inputs whose coefficients are given by the weights associated with the function's input edges. Thus, p_1 is defined as $w_1 v + w_2 \theta = 4.5$ where the initial weight assignment shown assigns 1 to w_1 and .5 to w_2 . The output of p_1 is fed into a ReLU unit that emits 4.5 (since $4.5 > 0$). The output layer of the network again computes a linear combination of the ReLU outputs, which serve as its inputs, using the weight coefficients depicted.

Correctness Property. To serve as a useful advisory system, we can ascribe some correctness properties that we would like the network to always satisfy, as discussed in Sec. 1. In this example, we focus on one such correctness property, defined below. Our approach generalizes to an arbitrary number of such correctness properties that one may want to enforce in a learning-enabled system.

Φ : Objects in front of the vehicle that are static or moving closer to our vehicle should always be reported.

We can interpret the assumptions of “static or moving closer” and “in front of” in terms of predicates over feature vector components such as $v \geq 0$ and $\theta \in [0.5, 2.5]^2$, respectively. Using this representation and recalling that $v \in [-5, 5]$, the correctness property we want to ensure can be formulated as:

$$\Phi : \forall v, \theta. v \in [0, 5] \wedge \theta \in [0.5, 2.5] \wedge y = F(v, \theta) \Rightarrow y_1 \geq y_2.$$

Observe that the network shown in Figure 4 does not satisfy this property as discussed above.

Thus, Φ (and, more generally, the correctness properties considered by our system) can be expressed using a pair of predicates (Φ_{in}, Φ_{out}) specifying the assumptions Φ_{in} on the network input and the corresponding requirements Φ_{out} on the network output.

Correctness Loss Function. To quantify *how incorrect* a neural network is, we define a *distance* function between the output of the neural network (on inputs satisfying the input predicate Φ_{in}) and the output predicate Φ_{out} . For this example, we can define the distance of the network output

²We pick $[0.5, 2.5]$ because it is slightly wider than the front view angle of $[\frac{\pi}{4}, \frac{3\pi}{4}]$.

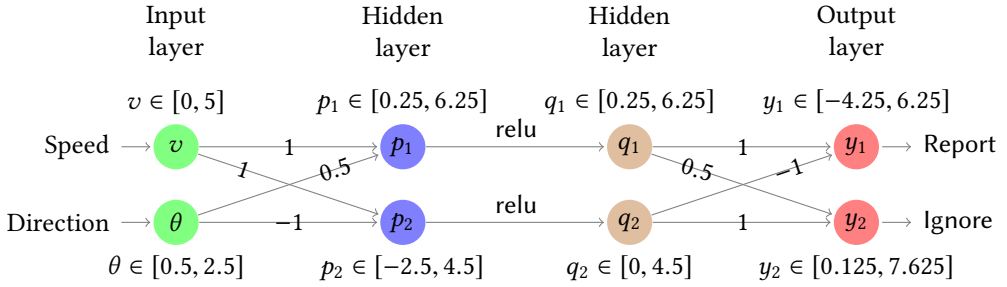


Fig. 5. The 2-layer ReLU network over the interval domain

$y = (y_1, y_2)$ from Φ_{out} as:

$$dist(y, \Phi_{out}) = \min_{q \in \Phi_{out}} dist_e(y, q)$$

where $dist_e(\cdot)$ is the standard Euclidean space distance function. Clearly, when $dist(y, \Phi_{out}) = 0$, it follows that y satisfies the output predicate Φ_{out} .

The distance function can be used as a loss function, among other training objectives (e.g., optimizing the ANN to mimic an expert's decisions), to train the neural network using a training set. However, a general correctness property like Φ is defined over an infinite set of data; since training necessarily is performed using only a finite set of samples, we cannot generalize any observations made on just these samples to assert a general correctness property on the trained network with respect to Φ .

Our approach, therefore, leverages abstract interpretation techniques to generate sound abstractions of both the network input space and the network itself. By training on an abstract input space, our method obtains a finite approximation of the infinite set of possible network behaviors. By training on a network's abstraction, our technique is correct-by-construction, intensionally optimizing over the abstraction's worst cases on correctness loss.

We parameterize our approach on any abstract domain that can soundly approximate a neural network's behavior so that an abstract output is guaranteed to subsume all possible outputs for the set of inputs being abstracted. In the example, we consider a simple *interval* abstract domain \mathcal{I} that has been used for neural network verification (Gehr et al. 2018; Wang et al. 2018c).

For example, an interval abstraction of our 2-layer ReLU network is shown in Figure 5. Intervals maintain a maximum and minimum bound for each neuron, and abstract the concrete neural network computation F using interval arithmetic (Moore et al. 2009), denoted as $F_{\mathcal{I}}$. Let us denote the lower bound and upper bound of a neuron u as \underline{u} and \bar{u} , respectively. Using interval arithmetic, \underline{u} and \bar{u} can be computed from the bounds of neurons in the previous layer. For example, for neuron p_2 : $\underline{p}_2 = 1 \cdot \underline{v} + (-1) \cdot \bar{\theta} = -2.5$ and $\bar{p}_2 = 1 \cdot \bar{v} + (-1) \cdot \underline{\theta} = 4.5$. For each neuron, the (abstracted) ReLU function applies to its lower and upper bounds directly, since bound values are maintained explicitly. Consider abstract value propagation from p_2 to q_2 . By definition of ReLU, the lower bound of neuron q_2 is reset to 0 while its upper bound is unchanged.

Applying these rules, the bounds on the output layer can be computed as $y_1 \in [-4.25, 6.25]$ and $y_2 \in [0.125, 7.625]$. This abstracted network output fails to show that $y_1 \geq y_2$ always holds under the prescribed input space predicate Φ_{in} . Indeed, the network in Figure 4 is incorrect: for $v = 4$ and $\theta = 1$, the network generates an output $y_1 = 1.5$ and $y_2 = 5.25$ that violates the correctness property.

Our approach leverages the neural network abstraction to quantify the loss of correctness on the abstract domain. To simplify the exposition, we create a new temporary variable y_o and apply the interval abstract transformer for the assignment $y_o := y_2 - y_1$. The transformer then computes interval bounds for y_o , which produces $[-6.125, 11.875]$, from the bounds generated for y_1 and y_2 . We rewrite Φ_{out} in the correctness property as $y_o \leq 0$ (i.e., $y_1 \geq y_2$).

We define a *correctness loss* function $L_{\mathcal{D}}(F, \Phi_{in}, \Phi_{out})$, parameterized by an abstract domain \mathcal{D} (in the example \mathcal{D} is the interval abstract domain \mathcal{I}), to measure the worst-case distance between an abstracted neural network output $F_{\mathcal{I}}(\Phi_{in})$, e.g., $-6.125 \leq y_o \leq 11.875$ in the example, and the output predicate Φ_{out} of the correctness property, e.g., $y_o \leq 0$ in the example:

$$\begin{aligned}
 L_{\mathcal{D}}(F, \Phi_{in}, \Phi_{out}) &= L_{\mathcal{I}}(F, \Phi_{in}, \Phi_{out}) \\
 &= \max_{p \in F_{\mathcal{I}}(\Phi_{in})} \text{dist}(p, \Phi_{out}) \\
 &= \max_{p \in [-6.125, 11.875]} \text{dist}(p, [-\infty, 0]) \\
 &= \max_{p \in [-6.125, 11.875]} \min_{q \in [-\infty, 0]} \text{dist}_e(p, q) \\
 &= 11.875 - 0 = 11.875
 \end{aligned}$$

where $\text{dist}_e(\cdot)$ is the standard Euclidean space distance function. The correctness loss function $L_{\mathcal{D}}$ enumerates all possible neural network outputs that are subsumed by the abstract network output to find the one that has the highest distance from Φ_{out} . When $L_{\mathcal{D}}$ returns 0, the abstracted output is subsumed by the output predicate Φ_{out} of the correctness property; and, therefore, all possible inputs subsumed by the abstracted network's input region Φ_{in} are guaranteed to be correct. However, in our example, $L_{\mathcal{D}}$ returns 11.875; that is, the worst case correctness loss occurs on the upper bound of the abstract neural network output.

Training on an Abstract Domain. Leveraging the correctness loss function, our approach derives the gradient of the loss w.r.t. the network weights and, in usual fashion, applies a gradient descent optimization algorithm to update the network weights. Note that, leveraging the interval abstraction, the correct loss function $L_{\mathcal{D}}(F, \Phi_{in}, \Phi_{out})$ can be implemented using MaxPooling and MinPooling units, and hence is differentiable. Since an interval abstract domain is suited for differentiation and gradient descent, we can use off-the-shelf automatic differentiation frameworks (Paszke et al. 2017) to backpropagate the gradient of the correctness loss function to readjust the neural network weights end-to-end so as to improve the correctness of the neural network.

Input Space Abstraction Refinement. An ANN is correct with respect to property (Φ_{in}, Φ_{out}) if for every input that satisfies Φ_{in} , the network produces an output that satisfies Φ_{out} . When applied to an abstract network, the correctness loss function measures the degree of imprecision in the abstracted output. Our goal is to minimize this imprecision, making it as close as possible to the behavior of the concrete network, without violating correctness. But, imprecision in the abstracted output is directly correlated to the size of the input domain. Thus, identifying ways to reduce this size, without compromising correctness or scalability, is critical.

The correctness loss function provides a direction for applying gradient descent to train on neural network abstractions. Like standard ANN training algorithms, we could iteratively leverage the correctness loss function $L_{\mathcal{D}}$ to update the neural network weights until reaching convergence. However, $L_{\mathcal{D}}$ may be overly imprecise since the amount of imprecision introduced by the neural network abstraction is correlated with the size of the input region described by Φ_{in} . Observe that

if we simply bisect along every dimension of Φ_{in} 's input space and compute the correctness loss for each of them, we have

- (1) For $v \in [0, 2.5]$ and $\theta \in [0.5, 1.5]$, the correctness loss $L_{\mathcal{D}} = 5.375$;
- (2) For $v \in [0, 2.5]$ and $\theta \in [1.5, 2.5]$, the correctness loss $L_{\mathcal{D}} = 3.125$;
- (3) For $v \in [2.5, 5]$ and $\theta \in [0.5, 1.5]$, the correctness loss $L_{\mathcal{D}} = 9.125$;
- (4) For $v \in [2.5, 5]$ and $\theta \in [1.5, 2.5]$, the correctness loss $L_{\mathcal{D}} = 6.875$.

Obviously, the original correctness loss ($L_{\mathcal{D}} = 11.875$) does not pertain to any real data points, since the maximum correctness loss is 9.125 after a simple refinement.

To use more accurate gradients for network weight optimization, based on the above observation, during training, our approach also iteratively partitions the input region Φ_{in} to aid the abstract interpreter. In other words, we seek an input space abstraction refinement mechanism that reduces imprecise correctness loss introduced by abstract interpretation. Notably, incorporating input space abstraction refinement with the gradient descent optimizer does not compromise the soundness of our approach. As long as all sub-regions of Φ_{in} are provably correct, the network's correctness with respect to Φ_{in} trivially holds. However, the simplistic input abstraction refinement mechanism described above does not work in practice because it partitions every dimension; its complexity is thus exponential to the number of dimensions. To overcome this weakness, we apply an optimization-based heuristic similar to the mechanism proposed by (Wang et al. 2018c) that utilizes the correctness loss function to pick an input space dimension along which a single bisection in each training iteration is performed. In the example, assume dimension v is chosen for input space partitioning. In the next training iteration, we show the partitioned input sub-regions and their correctness loss:

- (1) For $v \in [0, 2.5]$ and $\theta \in [0.5, 2.5]$, correctness loss $L_{\mathcal{D}} = 5.625$;
- (2) For $v \in [2.5, 5]$ and $\theta \in [0.5, 2.5]$, correctness loss $L_{\mathcal{D}} = 9.375$;

The result shows that the maximum correctness loss decreases from 11.875 to 9.375.

Iterative Training. In fact, our ANN correct-by-construction algorithm interweaves input space abstraction refinement and gradient descent training on a network abstraction in each training iteration by leveraging the correctness loss function produced by the network abstract interpreter (as depicted in Figure 2), until a provably correct ANN is trained. For our illustrative example, we set the learning rate of the optimizer to be 0.01. In our experiment, the maximum correctness loss among all refined input space abstractions drops to 0 after 16 iterations. Convergence was achieved by partitioning the input space Φ_{in} into 123 pieces. The trained ANN is guaranteed to satisfy the correctness property (Φ_{in}, Φ_{out}) .

3 BACKGROUND

Definition 3.1 (Neural network). Neural networks are functions $F : \mathbb{R}^d \rightarrow \mathbb{R}^e$ composed of L layers and $L - 1$ activation functions. Each layer is a function $f_k(\cdot) \in \mathbb{R}^{m_{k-1}} \rightarrow \mathbb{R}^{m_k}$ for $k = 1, \dots, L$ where $m_0 = d$ and $m_L = e$. Each activation function is of the form $\sigma_k(\cdot) \in \mathbb{R}^{m_k} \rightarrow \mathbb{R}^{m_k}$ for $k = 1, \dots, L - 1$. Then $F = f_L \circ \sigma_{L-1} \circ f_{L-1} \circ \dots \circ \sigma_1 \circ f_1$.

Definition 3.2 (Abstract domain). An abstract domain \mathcal{D} is defined by a tuple of $\langle \mathcal{D}_c, \mathcal{D}_a, \alpha, \gamma, T \rangle$ with $\alpha(\cdot)$ and $\gamma(\cdot)$ being Galois connections

$$(\mathcal{D}_c, \sqsubseteq) \stackrel{\gamma}{\dashv} (\mathcal{D}_a, \sqsubseteq).$$

Here \mathcal{D}_c and \mathcal{D}_a are the domains of concrete and abstract elements, respectively. $\alpha(\cdot) : \mathcal{D}_c \rightarrow \mathcal{D}_a$ is the *abstraction* function that maps concrete elements to abstract elements and $\gamma(\cdot) : \mathcal{D}_a \rightarrow \mathcal{D}_c$ is

the *concretization* function mapping backwards. $T = \{(T_c, T_a) \mid T_c(\cdot) : \mathcal{D}_c \rightarrow \mathcal{D}_c, T_a(\cdot) : \mathcal{D}_a \rightarrow \mathcal{D}_a\}$ is a set of transformer pairs over \mathcal{D}_c and \mathcal{D}_a .

Definition 3.3 (\mathcal{D} -compatible). Given abstract domain $\mathcal{D} = \langle \mathcal{D}_c, \mathcal{D}_a, \alpha, \gamma, T \rangle$, a neural network F is \mathcal{D} -compatible iff

- (1) for every layer $g(\cdot)$ in F , there exists a differentiable abstract transformer T_a such that $(g(\cdot), T_a) \in T$, and
- (2) for every activation function $\sigma(\cdot)$ in F , there exists a differentiable abstract transformer T_a such that $(\sigma(\cdot), T_a) \in T$.

For a \mathcal{D} -compatible neural network F , we denote by $F_{\mathcal{D}}^{\#} : \mathcal{D}_a \rightarrow \mathcal{D}_a$ the over-approximation of F where every layer $f_k(\cdot)$ and activation function $\sigma_k(\cdot)$ in F are replaced in $F_{\mathcal{D}}^{\#}$ by their corresponding abstract transformers in \mathcal{D} .

To reason about a neural network over some abstract domain \mathcal{D} , we need to first characterize what it means for an ANN to operate over \mathcal{D} .

Definition 3.4 (Evaluation over Abstract Domain). Given an abstract domain \mathcal{D} and a neural network F that is \mathcal{D} -compatible, the evaluation of F over D and a range of inputs X , denoted as $F_{\mathcal{D}}(X)$, is

$$F_{\mathcal{D}}(X) = \gamma(F_{\mathcal{D}}^{\#}(\alpha(X))).$$

In other words, $F_{\mathcal{D}}(X)$ defines the over-approximated output that covers all possible outputs corresponding to any input belong to X . This is formulated in the following theorem.

THEOREM 3.5 (OVER-APPROXIMATION SOUNDNESS). *For any input feature vector x and input range X , $x \in X \implies F(x) \in F_{\mathcal{D}}(X)$.*

Although our approach is parametric over abstract domains, we require the abstract transformers T_a associated with these domains to be differentiable, to enable the training over worst-cases over-approximated by \mathcal{D} via gradient-descent style optimization algorithm.

4 CORRECT-BY-CONSTRUCTION TRAINING

Our approach aims to train an ANN F with respect to a *correctness property* Φ , which is formally defined in Section 4.1. The core observation underlying our approach is that although the abstract transformer based on the abstract domain \mathcal{D} provides only a loose bound on the abstracted output, F can nonetheless be trained to make this bound much tighter to improve the quality of its correctness guarantees. To this end, the training procedure must use precise gradient information for optimization. Section 4.2 introduces the idea of *input space abstraction and refinement* as mechanisms that can reduce imprecise gradient optimization over D . Specifically, an input space abstraction induces a set of *non-overlapping* partitioned input domains. Section 4.3 formally defines a *correctness loss* function $L_{\mathcal{D}}$, over \mathcal{D} that supplies the gradient of the loss function to aid automated end-to-end differentiation. The correctness loss function is useful in guiding both the optimization of F 's weights and refining the input space abstraction. This abstraction refinement mechanism is the key to our training algorithm.

4.1 Correctness Property

The correctness properties we consider are expressed as logical propositions over the network's inputs and outputs. We assume that an ANN correctness property checks the outputs for violations, given assumptions on the inputs. Formally,

Definition 4.1 (Correctness Property). Given a neural network $F : \mathbb{R}^d \rightarrow \mathbb{R}^e$, a correctness property $\Phi = (\Phi_{in}, \Phi_{out})$ is a pair in which Φ_{in} defines a bounded input domain over \mathbb{R}^d , and Φ_{out} is an arbitrary boolean combination of linear inequalities over the network output vector \mathbb{R}^e . Specifically, Φ_{in} is in the form $[\underline{x}, \bar{x}]$ where \underline{x} is a d -dimensional vector of the lower bound of the network inputs and \bar{x} is the upper bound. We define an auxiliary function *size* to measure the size of an input domain Φ_{in} :

$$size(\Phi_{in}) = \int_{\Phi_{in}} d\mu.$$

Example 4.2. In Section 2, the correctness property (Φ_{in}, Φ_{out}) we wanted to train and verify was of the form: $(\Phi_{in} : v \in [0, 5] \wedge \theta \in [0.5, 2.5], \Phi_{out} : y_1 \geq y_2)$ where $y_1, y_2 = F(v, \theta)$. Here, Φ_{in} is the input domain of the correctness property that captures the range of valid values for v and θ , and Φ_{out} defines a predicate on the network's output vector.

A correctness property $\Phi = (\Phi_{in}, \Phi_{out})$ holds on F , denoted $F \models \Phi$, iff for any input feature vector x ,

$$x \in \Phi_{in} \implies \Phi_{out}(F(x)).$$

In practice, we formulate any Boolean combination of linear inequalities on the output of the network Φ_{out} as a sequence of additional linear and max-pooling layers. The verification problem is hence reduced to finding whether the scalar output of the modified network can reach a negative value³ (see Section 2 for an example).

4.2 Input Space Abstraction Refinement

Recall that in Section 2 we illustrated how an input space abstraction refinement mechanism could help reduce imprecise worst-case correctness loss. We formally define this notion here. Given a correctness property $\Phi = (\Phi_{in}, \Phi_{out})$, an input space abstraction decomposes Φ_{in} into a set of non-overlapping intervals Φ_{in}^i such that $\Phi_{in} = \bigcup_i \Phi_{in}^i$.

Definition 4.3 (Input Space Abstraction). An input space abstraction S refines a correctness property $\Phi = (\Phi_{in}, \Phi_{out})$ into a set of correctness properties $S = \{(\Phi_{in}^i, \Phi_{out})\}$ such that $\Phi_{in} = \bigcup_i \Phi_{in}^i$, and $\forall i, j, size(\Phi_{in}^i \cap \Phi_{in}^j) = 0$, meaning that refined input domains are non-overlapping. Two abstractions S_1 and S_2 are *non-overlapping* iff the input domains of any pair of their correctness properties are non-overlapping. We use $|S|$ to denote the number of correctness properties included in S . Given a neural network F , and a correctness property Φ with input space abstraction S , we have

$$F \models S \iff \bigwedge_{\Phi \in S} F \models \Phi.$$

Example 4.4. In Section 2, the input domain of the correctness property (Φ_{in}, Φ_{out}) in Example 4.2 was decomposed into two non-overlapping input domains $\Phi_{in}^0 : v \in [0, 2.5] \wedge \theta \in [0.5, 2.5]$ and $\Phi_{in}^1 : v \in [2.5, 5] \wedge \theta \in [0.5, 2.5]$. Thus, the input space abstraction S includes $[(\Phi_{in}^0, \Phi_{out}), (\Phi_{in}^1, \Phi_{out})]$.

Armed with these definitions, we can now formally state our central notion of input space abstraction refinement:

Definition 4.5 (Input Space Abstraction Refinement). A well-founded abstraction refinement \sqsubseteq is a binary relation over a set of input abstractions $S = \{S_1, S_2, \dots, S_n\}$ such that:

(reflexivity) $\forall S_i \in S, S_i \sqsubseteq S_i$

³Disjunctive clauses can be encoded using a MaxPooling unit: if the out predicate $\Phi_{out}(y) = \bigvee_i c_i^T y \geq b_i$, Φ_{out} can be encoded as $\max_i c_i^T y - b_i \geq 0$. Conjunctive clauses can be encoded similarly.

(refinement) Given a correctness property (Ψ_{in}, Ψ_{out}) , and an input space abstraction S ,

$$\left(\bigwedge_{S_i \equiv (\cdot, \Phi_{out}^i) \in S} \Phi_{out}^i \iff \Psi_{out} \right) \wedge \left(\Psi_{in} = \bigcup_{S_i \equiv (\Phi_{in}^i, \cdot) \in S} \Phi_{in}^i \right) \implies S \sqsubseteq \{(\Psi_{in}, \Psi_{out})\}$$

(transitivity) $\forall S_1, S_2, S_3 \in S, S_1 \sqsubseteq S_2 \wedge S_2 \sqsubseteq S_3 \implies S_1 \sqsubseteq S_3$, and,

(composition) $\forall S_1, S_2, S_3, S_4 \in S$,

$$(S_1, S_3 \text{ and } S_2, S_4 \text{ are resp. non-overlapping} \wedge S_1 \sqsubseteq S_2 \wedge S_3 \sqsubseteq S_4 \implies S_1 \cup S_3 \sqsubseteq S_2 \cup S_4)$$

The reflexivity, transitivity, and compositional requirements for a well-founded refinement are natural. If (Ψ_{in}, Ψ_{out}) is a correctness property, then $S \sqsubseteq \{(\Psi_{in}, \Psi_{out})\}$ if the output predicates in S are logically equivalent to Ψ_{out} and the union of all input domains in S is equivalent to Ψ_{in} . Intuitively, this relation allows Ψ_{in} to be safely decomposed into a set of sub-domains. Notably, refining an abstract input domain in this way does not compromise correctness:

THEOREM 4.6 (REFINE KEEPS CORRECTNESS). $\forall F, S_1, S_2, S_1 \sqsubseteq S_2 \wedge F \models S_1 \implies F \models S_2$.

PROOF SKETCH. By induction on Definition 4.5. We only show the case when S_2 is a single correctness property $\{\Phi = (\Phi_{in}, \Phi_{out})\}$ and S_1 is a refinement of S_2 in which the input domain Φ_{in} is decomposed into $\bigcup_i \Phi_{in}^i$. We prove if F is correct with respect to S_1 then it is also correct to S_2 . By Definition 4.3, from $F \models S_1$ we have:

$$\bigwedge_{(\Phi_{in}^i, \Phi_{out}^i) \in S_1} F \models (\Phi_{in}^i, \Phi_{out}^i)$$

Given the hypothesis:

$$\left(\bigwedge_{(\cdot, \Phi_{out}^i) \in S_1} \Phi_{out}^i \iff \Phi_{out} \right) \wedge \left(\Phi_{in} = \bigcup_{(\Phi_{in}^i, \cdot) \in S_1} \Phi_{in}^i \right)$$

we obtain:

$$\bigwedge_{(\Phi_{in}^i, \Psi_{out}) \in S_1} F \models (\Phi_{in}^i, \Phi_{out})$$

which leads to $F \models (\Phi_{in}, \Phi_{out})$ by Definition 4.3. Hence, $F \models S_2$. \square

4.3 Correctness Loss Function

For an output predicate Φ_{out} , we define the distance function that quantifies the distance from an output vector $y \in \mathbb{R}^e$ to Φ_{out} by

$$\text{dist}(y, \Phi_{out}) = \min_{q \models \Phi_{out}} \text{dist}_e(y, q)$$

where $\text{dist}_e(\cdot)$ is the standard Euclidean space distance function. We further extend this notion to quantify the distance of an abstracted output to an output predicate Φ_{out} , based on which the correctness loss function is formally defined.

Definition 4.7 (Correctness Loss Function). Given an abstract domain \mathcal{D} , a \mathcal{D} -compatible neural network F , and a correctness property (Φ_{in}, Φ_{out}) , the *correctness loss* function from an abstracted output $F_{\mathcal{D}}(\Phi_{in})$ to Φ_{out} is

$$L_{\mathcal{D}}(F, \Phi_{in}, \Phi_{out}) = \max_{p \in F_{\mathcal{D}}(\Phi_{in})} \text{dist}(p, \Phi_{out}).$$

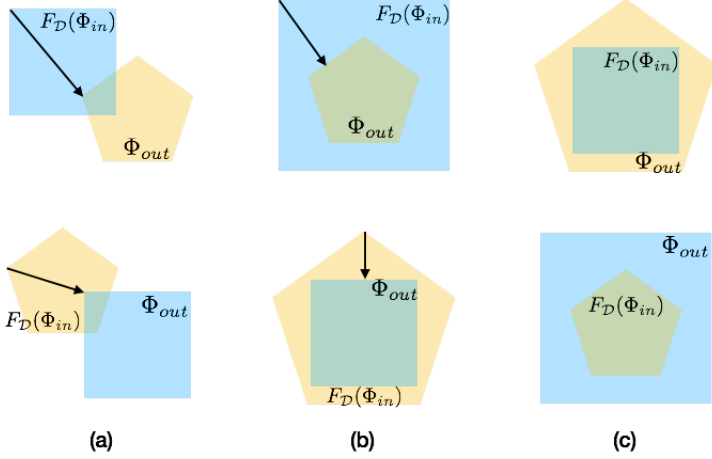


Fig. 6. An illustration of correctness loss. We show the result of calculating the correctness loss, $L_{\mathcal{D}}(F, \Phi_{in}, \Phi_{out})$, from an abstracted neural network output $F_{\mathcal{D}}(\Phi_{in})$ to an output predicate Φ_{out} . Figure (a) shows the case in which $F_{\mathcal{D}}(\Phi_{in})$ partially overlaps with Φ_{out} . The arrows indicate the worst-case correctness loss. Figure (b) depicts the case in which $F_{\mathcal{D}}(\Phi_{in})$ subsumes Φ_{out} . Figure (c) draws the inverse. The worst-case correctness loss is 0 in this situation as $F_{\mathcal{D}}(\Phi_{in})$ implies that Φ_{out} holds.

Thus, the *correctness loss* function enumerates all possible neural network outputs that are subsumed by the abstract network output to find the one that has the highest distance from Φ_{out} ; this output corresponds to the worst-case correctness distance from the abstract output on the abstract domain \mathcal{D} to Φ_{out} . Figure 6 visualizes the definition of the correctness loss function $L_{\mathcal{D}}$.

The seemingly formidable definition of $L_{\mathcal{D}}(F, \Phi_{in}, \Phi_{out})$ can be computed efficiently especially when \mathcal{D} is designed to have maximum and minimum values only appearing on the vertices of an abstract element as depicted in Figure 6. This condition holds for common abstract domains such as the interval, zonotope, hybrid zonotope (Mirman et al. 2018), and DeepPoly (Singh et al. 2019b). Observe that $L_{\mathcal{D}}$ is differentiable since it can be encoded via a MaxPooling unit for such domains.

From the definition of correctness loss function, it follows naturally that when $L_{\mathcal{D}}(F, \Phi_{in}, \Phi_{out})$ becomes 0, we can ensure the correctness of F against the correctness property. This is formulated in the following theorem.

THEOREM 4.8 (ZERO CORRECTNESS LOSS). *Given an abstract domain \mathcal{D} and a \mathcal{D} -compatible neural network F , and a correctness property (Φ_{in}, Φ_{out}) , $L_{\mathcal{D}}(F, \Phi_{in}, \Phi_{out}) = 0 \implies F \models (\Phi_{in}, \Phi_{out})$.*

PROOF SKETCH. When $L_{\mathcal{D}}(F, \Phi_{in}, \Phi_{out}) = 0$, by Definition 4.7,

$$\max_{\mathbf{p} \in F_{\mathcal{D}}(\Phi_{in})} \text{dist}(\mathbf{p}, \Phi_{out}) = 0$$

Since $\text{dist}(\cdot)$ is a non-negative function, we have:

$$\forall \mathbf{p} \in F_{\mathcal{D}}(\Phi_{in}), \text{dist}(\mathbf{p}, \Phi_{out}) = 0$$

Therefore,

$$\forall \mathbf{p} \in F_{\mathcal{D}}(\Phi_{in}), \mathbf{p} \models \Phi_{out}$$

By Theorem 3.5, we have

$$\forall x, x \models \Phi_{in} \implies F(x) \in F_{\mathcal{D}}(\Phi_{in}). \text{ Hence,}$$

$$\forall x \models \Phi_{in}, F(x) \models \Phi_{out}$$

Thus, $F \models (\Phi_{in}, \Phi_{out})$. \square

A refined input space abstraction leads to smaller or equal worst-case correctness loss. Consider example 4.4: when we decompose Φ_{in} to Φ_{in}^0 and Φ_{in}^1 , as illustrated in Section 2, the worst-case correctness loss on both partitioned input domains decreases. This intuition is formalized by the following theorem.

THEOREM 4.9 (SMALLER Φ_{in} IMPLIES SMALLER OR EQUAL LOSS). *Given an abstract domain \mathcal{D} , a \mathcal{D} -compatible neural network F , a correctness property (Φ_{in}, Φ_{out}) , and an input domain Ψ_{in} , $(\Psi_{in} \subseteq \Phi_{in}) \implies L_{\mathcal{D}}(F, \Psi_{in}, \Phi_{out}) \leq L_{\mathcal{D}}(F, \Phi_{in}, \Phi_{out})$.*

PROOF SKETCH. If Ψ_{in} is an input domain that is partitioned from Φ_{in} , we prove that the correctness loss on Ψ_{in} can be reduced from that on Φ_{in} . By Definition 3.2 and Definition 3.4, $(\Psi_{in} \subseteq \Phi_{in}) \implies F_{\mathcal{D}}(\Psi_{in}) \subseteq F_{\mathcal{D}}(\Phi_{in})$. Intuitively, since the over-approximated output corresponding to a range of inputs must cover all outputs from these inputs, the approximated output of a subset Ψ_{in} must be within that of the set that covers Ψ_{in} . Therefore, by Definition 4.7,

$$\begin{aligned} L_{\mathcal{D}}(F, \Phi_{in}, \Phi_{out}) &= \max_{\mathbf{p} \in F_{\mathcal{D}}(\Phi_{in})} \text{dist}(\mathbf{p}, \Phi_{out}) \\ &\leq \max_{\mathbf{p} \in F_{\mathcal{D}}(\Psi_{in})} \text{dist}(\mathbf{p}, \Phi_{out}) \\ &= L_{\mathcal{D}}(F, \Psi_{in}, \Phi_{out}) \end{aligned}$$

\square

Finally, we can extend the notion of correctness loss from over a correctness property to over an input space abstraction.

Definition 4.10 (Abstract Correctness Loss). Given an abstract domain \mathcal{D} , a \mathcal{D} -compatible neural network F , a correctness property (Φ_{in}, Φ_{out}) , and input space abstraction S , the *abstract correctness loss* of F with respect to S is denoted by

$$L_{\mathcal{D}}(F, S) = \sum_{(\Phi_{in}^i, \Phi_{out}^i) \in S} \frac{\text{size}(\Phi_{in}^i)}{\text{size}(S)} \cdot L_{\mathcal{D}}(F, \Phi_{in}^i, \Phi_{out}^i)$$

Here, for $S = \{(\Phi_{in}^i, \Phi_{out}^i)\}$, $\text{size}(S) = \sum_i \text{size}(\Phi_{in}^i)$. $L_{\mathcal{D}}(F, S)$ is essentially an accumulation of correctness loss of refined correctness properties encompassed within the input space abstraction S . Note that $L_{\mathcal{D}}(F, S)$ is weighted and proportional to the size of the input domain of each refined correctness property included in S .

We extend Theorem 4.8, showing that when correctness loss reduces to 0, we can prove the correctness of the neural network over the input space abstraction.

THEOREM 4.11 (ZERO ABSTRACT CORRECTNESS LOSS). *Given an abstract domain \mathcal{D} , a \mathcal{D} -compatible neural network F , and an input space abstraction S , $L_{\mathcal{D}}(F, S) = 0 \implies F \models S$.*

PROOF SKETCH. Intuitively, when training reduces correctness loss on each partitioned input domain to 0, the network is correct on every concrete input subsumed by these input domains. By Definition 4.10, since both size and $L_{\mathcal{D}}$ are non-negative, when $L_{\mathcal{D}}(F, S) = 0$, we have:

$$L_{\mathcal{D}}(F, S) = 0 \implies \bigwedge_{(\Phi_{in}^i, \Phi_{out}^i) \in S} L_{\mathcal{D}}(F, \Phi_{in}^i, \Phi_{out}^i) = 0$$

By Theorem 4.8,

$$\bigwedge_{(\Phi_{in}^i, \Phi_{out}^i) \in S} F \models (\Phi_{in}^i, \Phi_{out}^i)$$

Then $F \models S$ by Definition 4.3. Thus, $L_{\mathcal{D}}(F, S) = 0 \implies F \models S$. \square

Similarly, we extend Theorem 4.9, showing that input space abstraction refinement leads to smaller or equal correctness loss. This is expressed in the following theorem.

THEOREM 4.12 (REFINE IMPLIES SMALLER OR EQUAL LOSS). *Given an abstract domain \mathcal{D} , a \mathcal{D} -compatible neural network F , for any two input space abstractions S_1, S_2 , $S_1 \sqsubseteq S_2 \implies L_{\mathcal{D}}(F, S_1) \leq L_{\mathcal{D}}(F, S_2)$.*

PROOF SKETCH. By induction on Definition 4.5. We only show the case when S_2 is a single correctness property $\{\Phi = (\Phi_{in}, \Phi_{out})\}$ and S_1 is a refinement of S_2 in which the input domain Φ_{in} is decomposed into $\bigcup_i \Phi_{in}^i$. We prove after an input space abstraction refinement, the correctness loss over the refined input space abstraction reduces. This result is straightforward following Theorem 4.9.

Given the hypothesis:

$$\left(\bigwedge_{(\cdot, \Phi_{out}^i) \in S_1} \Phi_{out}^i \iff \Phi_{out} \right) \wedge \left(\Phi_{in} = \bigcup_{(\Phi_{in}^i, \cdot) \in S_1} \Phi_{in}^i \right)$$

we obtain:

$$\bigwedge_{(\Phi_{in}^i, \Phi_{out}^i) \in S_1} \left(\Phi_{out}^i \iff \Phi_{out} \right) \wedge \left(\Phi_{in}^i \subseteq \Phi_{in} \right)$$

Therefore, by Theorem 4.9,

$$\begin{aligned} L_{\mathcal{D}}(F, S_1) &= \sum_{(\Phi_{in}^i, \Phi_{out}^i) \in S_1} \frac{\text{size}(\Phi_{in}^i)}{\text{size}(S_1)} \cdot L_{\mathcal{D}}(F, \Phi_{in}^i, \Phi_{out}^i) \\ &= \sum_{(\Phi_{in}^i, \Phi_{out}^i) \in S_1} \frac{\text{size}(\Phi_{in}^i)}{\text{size}(S_1)} \cdot L_{\mathcal{D}}(F, \Phi_{in}^i, \Phi_{out}) \\ &\leq \sum_{(\Phi_{in}^i, \Phi_{out}^i) \in S_1} \frac{\text{size}(\Phi_{in}^i)}{\text{size}(S_1)} \cdot L_{\mathcal{D}}(F, \Phi_{in}, \Phi_{out}) \\ &= L_{\mathcal{D}}(F, \Phi_{in}, \Phi_{out}) = L_{\mathcal{D}}(F, S_2) \end{aligned}$$

\square

4.4 Algorithm

Our correct-by-construction ANN training algorithm is given in Algorithm 1. The algorithm takes as an input an initial input space abstraction S , which simply corresponds to a prescribed correctness property. While aiming at guaranteeing correctness, it additionally takes a set of labeled training data $\{(x_{\text{train}}, y_{\text{label}})\}$ as an input in order to achieve a desired accuracy on the trained model. In each training iteration from Line 3 to Line 19, the algorithm mixes network weight optimization and input space abstraction refinement. From Line 3 to Line 6 of Algorithm 1, we obtain the correctness loss $L_{\mathcal{D}}(F, S)$ of the current input space abstraction S that totals the weighted worst-case correctness loss (with respect to the abstract domain \mathcal{D}) over all possible correctness counterexamples to the correctness properties defined in S . Since the computation of F is over-approximated, it follows that, if $L_{\mathcal{D}}(F, S)$ reduces to 0, the neural network F is guaranteed to be correct with respect to the prescribed correctness property. In the algorithm, the goal is to train F to reduce the correctness loss to a very small threshold $\epsilon_{\mathcal{D}}$. Algorithm 1 records in $\ell_{\mathcal{A}}$ the accuracy loss with respect to

Input: Abstract domain \mathcal{D} , \mathcal{D} -compatible neural network F , input space abstraction S , learning rate $\eta \in \mathbb{R}^+$, training data set $\{(x_{\text{train}}, y_{\text{label}})\}$, correctness loss bound $\epsilon_{\mathcal{D}} \in \mathbb{R}_{\geq 0}$, accuracy loss bound $\epsilon_{\mathcal{A}} \in \mathbb{R}_{\geq 0}$;

Output: Optimized F whose correctness and accuracy loss are bounded by $\epsilon_{\mathcal{D}}$ and $\epsilon_{\mathcal{A}}$, resp;

```

1  $\vec{W} \leftarrow$  all weights in  $F$  to optimize;
2 while True do
3    $L_{\mathcal{D}}, \ell_{\mathcal{A}} \leftarrow L_{\mathcal{D}}(F, S), \ell(F, X_{\text{train}}, Y_{\text{label}})$ ;
4   if  $L_{\mathcal{D}} \leq \epsilon_{\mathcal{D}} \wedge \ell_{\mathcal{A}} \leq \epsilon_{\mathcal{A}}$  then
5     | return  $F$ ;
6   end
7   /* optimize */
8    $\nabla F \leftarrow \frac{\partial L_{\mathcal{D}}}{\partial \vec{W}} + \frac{\partial \ell_{\mathcal{A}}}{\partial \vec{W}}$ ;
9    $\vec{W} \leftarrow \vec{W} - \eta \cdot \nabla F$ ;
10  /* refine */
11   $T \leftarrow$  Correctness properties  $(\Phi_{in}^i, \Phi_{out}^i)$  in  $S$  such that  $L_{\mathcal{D}}(F, \Phi_{in}^i, \Phi_{out}^i) \geq \frac{L}{|S|} \cdot \frac{\text{size}(S)}{\text{size}(\Phi_{in}^i)}$ ;
12   $S' \leftarrow S \setminus T$ ;
13  for each  $(\Phi_{in}^i, \Phi_{out}^i) \in T$  do
14    |  $P_{in}^i \leftarrow \Phi_{in}^i$  bisected on a dimension of  $\Phi_{in}^i$  according to  $L_{\mathcal{D}}(F, \Phi_{in}^i, \Phi_{out}^i)$  (Algorithm 2);
15    | for each  $\Psi_{in}^j \in P_{in}^i$  do
16      | |  $S' \leftarrow S' \cup \{(\Psi_{in}^j, \Phi_{out}^i)\}$ ;
17    | | end
18  end
19   $S \leftarrow S'$ ;
20 end

```

Algorithm 1: The ART correct-by-construction training algorithm.

the given training examples X_{train} and Y_{label} . In Line 3, the ℓ function can be set to a standard loss function in machine learning, such as the cross-entropy loss.

For the optimization step of Algorithm 1, Line 7 to Line 9 applies gradient-descent on the abstraction of F leveraging the worst-case loss $L_{\mathcal{D}}(F, S)$ and the fact that $L_{\mathcal{D}}$ is differentiable in our framework. In the implementation, this step is aided by PyTorch (Paszke et al. 2017), an off-the-shelf automatic differentiation library. We also take accuracy loss into account at this step.

The code snippet in Algorithm 1 from Line 10 to Line 19 heuristically picks a few refined correctness properties in the input space abstraction S that account for more correctness loss than average. This heuristic selection strategy aims to assign the highest priority for loss reduction to the most imprecise cases. As illustrated in Section 2, input space abstraction refinement is performed at Line 14, enabling the optimization process to be improved with more accurate gradient information. This snippet can be shown to satisfy the refinement relation (Definition 4.5), as formulated in the following theorem:

THEOREM 4.13 (VALID REFINEMENT). *For any input space abstraction S , the code snippet of Algorithm 1 starting from Line 10 to Line 19 yields an input space abstraction S' such that $S' \sqsubseteq S$.*

We can formalize the soundness guarantees offered by our approach.

COROLLARY 4.14 (ART SOUNDNESS). *Given abstract domain \mathcal{D} , \mathcal{D} -compatible neural network F , initial input space abstraction S of correctness properties, the output neural network F' from Algorithm 1 is sound with respect to S , i.e., $F' \models S$, as long as the correctness loss reduces to 0.*

PROOF. From Theorem 4.13, we know for any input space abstraction S' generated during the execution of Algorithm 1, $S' \sqsubseteq S$. Then by Theorem 4.11 and Theorem 4.6, we have $L_{\mathcal{D}}(F, S') = 0 \implies F \models S' \implies F \models S$. \square

We note that Corollary 4.14 holds regardless of the specific refinement heuristic used in Line 14, although an efficient refinement heuristic plays a crucial role in making the whole approach scalable. One such refinement heuristic is shown in Algorithm 2 which exploits gradient information to refine an input space abstraction along one chosen dimension of Φ_{in} for input domain bisection.

Input: Input predicate Φ_{in} , correctness loss L ;

Output: An input dimension for input domain partitioning;

```

1 largest  $\leftarrow -\infty$ ;
2 for each dimension  $i \in \Phi_{in}$  do
3    $g \leftarrow \left| \frac{\partial L}{\partial \{\Phi_{in}\}_i} \right|$ ;
4    $s \leftarrow g \cdot \text{size}(\{\Phi_{in}\}_i)$ ;
5   if  $s \succ largest$  then
6     largest  $\leftarrow s$ ;
7     dim  $\leftarrow i$ ;
8   end
9 end
10 return dim;
```

Algorithm 2: Heuristic gradient-guided input space abstraction refinement.

At the high-level, Algorithm 2 generalizes the iterative refinement strategy in (Wang et al. 2018c) by leveraging the differentiable correctness loss function. The intuition is that the gradient of the correctness loss approximates the sensitivity of the loss to each input feature. Just like computing partial derivatives with respect to weights during neural network optimization, Algorithm 2 computes partial derivatives of correctness loss with respect to specific dimensions of the input domain and picks the largest one as the first target for Algorithm 1 to bisect. The heuristic score s is a coarse approximation of the cumulative gradient over one dimension. A larger cumulative gradient of an input dimension suggests greater sensitivity of this dimension to decreasing correctness loss. Therefore, picking this dimension for input domain bisection is expected to better reduce an over-approximative correctness loss than other dimensions.

5 EVALUATION

We have performed a comprehensive evaluation of our approach to validate the feasibility of building correct-by-construction neural networks over a range of sophisticated correctness properties. All experiments reported in this section were performed on a standard MacBook Pro with 2.3GHz CPU and 8GB memory.

5.1 ACAS Xu Dataset

Our evaluation study centers around the network architecture and correctness properties described in the Airborne Collision Avoidance System for Unmanned Aircraft (ACAS Xu) dataset (Julian et al.

2016; Katz et al. 2017). A family of 45 neural networks are used in the avoidance system; each of these networks consists of 6 hidden layers with 50 neurons in each hidden layer. ReLU activation functions are applied to all hidden layer neurons. All 45 networks take a feature vector of size 5 as input that encodes various aspects of an airborne environment including:

- (1) ρ , “the distance from one’s own airborne ship to another airborne intruder”;
- (2) θ , “the angle to the intruder relative to one’s own ship’s heading direction”;
- (3) ψ , “the heading angle of an intruder relative to one’s own ship’s heading direction”;
- (4) v_{own} , “the speed of one’s own ship”;
- (5) v_{int} , “the speed of a potential intruder”.

The outputs of the networks are prediction scores over 5 advisory actions. As discussed earlier, these advisories include: Clear-of-Conflict, Weak Right, Strong Right, Weak Left, and Strong Left. The action with the minimum prediction score is used as the advised action provided to navigation and control components.

Property	Description
ϕ_1	If the intruder is distant and is significantly slower than one’s own ship, the score of a Clear-of-Conflict advisory will always be below a certain fixed threshold.
ϕ_2	If the intruder is distant and is significantly slower than one’s own ship, the score of a Clear-of-Conflict advisory will never be maximal.
ϕ_3	If the intruder is directly ahead and is moving towards one’s own ship, the score for Clear-of-Conflict will not be minimal.
ϕ_4	If the intruder is directly ahead and is moving away from one’s own ship but at a lower speed than that of the ownship, the score for Clear-of-Conflict will not be minimal.
ϕ_5	If the intruder is near and approaching from the left, the network advises Strong Right.
ϕ_6	If the intruder is sufficiently far away, the network advises Clear-of-Conflict.
ϕ_7	If vertical separation is large, the network will never advise a strong turn.
ϕ_8	For a large vertical separation and a previous Weak Left advisory, the network will either output Clear-of-Conflict or continue advising Weak Left.
ϕ_9	Even if the previous advisory was Weak right, the presence of a nearby intruder will cause the network to output a Strong left advisory instead.
ϕ_{10}	For a far away intruder, the network advises Clear-of-Conflict.

Table 1. Correctness Properties specified in ACAS Xu

Following (Katz et al. 2017), we reason about the safety of the ACAS Xu system in terms of its aggregate ability to preserve 10 correctness properties (see Table 1). Each of the 45 neural networks is supposed to satisfy some subset of these properties. All correctness properties Φ specified in (Katz et al. 2017) can be formulated in terms of input (Φ_{in}) and output (Φ_{out}) predicates as discussed in Section 4.1.

Input predicates are formalized as constraints on input vectors. For example, correctness property ϕ_1 states that “when the intruder is distant and significantly slower than one’s own ship, then the score of a Clear-of-Conflict advisory action should always be below a certain threshold”. Informal notions such as “intruder is distant” and “intruder is significantly slower than ownship” are concretely interpreted in an input predicate, for example, as “ $\rho \geq 55947.691$ ” and “ $v_{own} \geq 1145 \wedge v_{int} \leq 60$ ”,

respectively. The corresponding output predicate is formalized by the constraint that “the Clear-of-Conflict score will always be less than 1500.” The interpretations we use in our experiments are adapted directly from (Katz et al. 2017).

Similar to the illustrative example in Section 2, we can quantify a correctness violation distance

$$\text{dist}(y, \phi_1) = \max(\overline{y_{\text{coc}}} - 1500, 0)$$

where $\overline{y_{\text{coc}}}$ is the maximum possible value for prediction score of a Clear-of-Conflict advisory action. As an example of a more sophisticated correctness property, ϕ_5 states that “*if the intruder is near and approaching from the left, the network advises Strong Right*”. The input predicate can be formulated as constraints on input feature vectors as before, while the output predicate asserts that “*the prediction score for strong right is minimal among all categories*”; recall that ACAS Xu system chooses the action with minimum prediction score as its advised action. Interpreted under abstract domains that concretize an output abstraction into lower and upper bounds, this output predicate asserts that $\forall i = \{1, \dots, 5\} \wedge i \neq \text{StrongRight}, \overline{y_{sr}} \leq \underline{y}_i$ where $\overline{y_{sr}}$ represents the upper bound of prediction score for Strong Right and \underline{y}_i is the lower bound, respectively. To quantify the output predicate violation for further optimization, we can formulate a suitable distance metric as before:

$$\begin{aligned} \text{dist}(y, \phi_5) &= \max_i \text{dist}_i \\ \text{where } \text{dist}_i(y, \phi_5) &= \max(\overline{y_{sr}} - \underline{y}_i, 0). \end{aligned}$$

5.2 Setup

Our evaluation studies the utility of building correct-by-construction networks that satisfy this set of correctness properties. We show that even in the simple scenarios considered by the ACAS Xu benchmark, a dynamic refinement mechanism capable of generating fine-grained input abstractions is essential to balancing notions of safety and accuracy.

For our experiments, we consider the construction of 8 distinct networks, each of which are expected to satisfy a particular set of correctness properties; to test the ability of our system to handle sophisticated correctness conditions, these properties include meaningful conjunctions of the base set of 10 correctness properties identified in (Katz et al. 2017). These networks have the same structure as the original 45 networks from Acas Xu, but as explained below were trained using a more curated and balanced dataset than was used in the original benchmark. In Table 2, we present details of this base setup.

Unfortunately, the training and test set of ACAS Xu is not publicly available online. We, therefore, used the provided networks given in (Julian et al. 2016) as oracles to sample data points. A total of 10k training set data and 5k test set data were sampled from 8 networks in the 45 network array that cover all occurring correctness property conjunctions in ACAS Xu. However, there is a degree of bias in almost all its networks’ behaviors. Networks trained on data that results in predicted outputs overwhelmingly biased towards Clear-of-Conflict advisories are not particularly useful for an evaluation study such as ours. Clearly, applying our training algorithm over the dataset used to construct such a network may trivially yield a safe network that exhibits high accuracy with respect to the original by simply returning this advisory regardless of the environment configuration found in the test data. Indeed, many of the ACAS Xu datasets used to train its networks exhibit this kind of bias, an unsurprising result given that much of the time, an unmanned controller is operating in airspace free of intruder objects.

Nonetheless, such biases complicate evaluation. We overcome the presence of these imbalances in our training data by structuring our sampling procedure to ensure that output labels are uniformly distributed among the set of advisories under consideration. All of our experiments are conducted against these more equitably balanced datasets.

Network	Properties	Epochs	Accuracy	ReluVal Time (s)	Safe?
N_1	ϕ_1	51	85.99%	1.65	True
N_2	$\phi_1 \wedge \phi_2 \wedge \phi_3 \wedge \phi_4$	51	81.94%	1.66	False
N_3	$\phi_1 \wedge \phi_2 \wedge \phi_3 \wedge \phi_4 \wedge \phi_8$	51	93.72%	2.17	False
N_4	$\phi_1 \wedge \phi_2 \wedge \phi_3 \wedge \phi_4 \wedge \phi_9$	51	75.86%	2.52	False
N_5	$\phi_1 \wedge \phi_2 \wedge \phi_3 \wedge \phi_4 \wedge \phi_{10}$	51	81.97%	2.81	False
N_6	$\phi_1 \wedge \phi_3 \wedge \phi_4$	51	69.18%	2.29	False
N_7	$\phi_1 \wedge \phi_3 \wedge \phi_4 \wedge \phi_5 \wedge \phi_6$	51	69.58%	1.89	False
N_8	$\phi_1 \wedge \phi_7$	51	99.74%	4.07	True

Table 2. Training results for various networks and the properties we expect them to satisfy taken from the ACAS Xu dataset.

Because the networks described in Table 2 were not trained with safety in mind, Column Safe? indicates whether the trained network (equipped with no guarantees of safety) was able to be validated by ReluVal (Wang et al. 2018c), a state-of-the-art neural network verifier that, unlike systems such as Reluplex (Katz et al. 2017), does not rely on SMT theorem provers, and thus exhibits significantly better scalability properties. The datasets used to train each network was chosen to facilitate its ability to satisfy a particular correctness property (or conjunction of such properties). Observe that of the 8 correctness properties considered, only two networks (N_1 and N_8) were deemed to be safe; notably, the safety properties tested for these networks were among the simplest of properties we considered.

5.3 Applying ART to ACAS Xu

Table 3 presents statistics on the effectiveness of applying Algorithm 1 to generate 8 new networks, each corresponding to the networks described in Table 2, but trained with the corresponding correctness properties in mind. All of our networks were trained with a network abstraction based on the DeepPoly abstract domain (Singh et al. 2019b), which combines floating point polyhedra with intervals. During each epoch (i.e., each iteration of the outermost while loop in Algorithm 1), our implementation refines up to 100 abstractions at a time that expose the largest correctness losses. The specific optimization setup follows standard practices. We set the learning rate to be 0.005 and follow a learning rate decay policy if the loss has been stable for some time.

Network	With Refinement			Without Refinement	
	Epochs	Time (s)	# Abstractions	Epochs	Time (s)
\hat{N}_1	1	0.03	1	2	0.04
\hat{N}_2	4	0.15	13	12	0.29
\hat{N}_3	6	0.30	41	10	0.25
\hat{N}_4	8	0.71	170	8	0.19
\hat{N}_5	18	4.31	494	timeout	timeout
\hat{N}_6	1	0.03	4	1	0.02
\hat{N}_7	34	54.13	2836	timeout	timeout
\hat{N}_8	6	0.40	87	10	0.23

Table 3. Using ART to build correct-by-construction networks for the ACAS Xu dataset

From Table 3, there are two distinguishing cases that directly shows the importance of finer-grained abstractions, as indicated by network \hat{N}_5 and \hat{N}_7 . Training a network with these properties in mind requires running over a large number of epochs and abstractions, suggesting that they are harder properties to satisfy to convergence. The time to train these networks, with input space abstraction refinement enabled is quite fast, typically on the order of a few seconds. On the other hand, without refinement, training on a small number of coarse-grained abstractions can lead to non-termination (or lack of convergence); indeed, with relatively few training samples used in our experiments, it is conceivable to get trapped in some local minima when refinement is not exploited. A timeout is triggered after 2000 epochs.

5.4 Accuracy Preservation

There is important interplay between notions of correctness and accuracy. As discussed above, safety could be trivially realized by always producing advisories consistent with the correctness property's output predicate, even at the cost of a high misprediction rate. But, since Algorithm 1 fuses both correctness and accuracy loss in the training algorithm, our expectation is that accuracy should not be compromised in pursuit of safety.

To justify this claim, we compare the network trained by ART with the corresponding network trained without correctness in mind. During optimization, we train the network for at least 50 epochs using both sampled data points and refined correctness property abstractions. This requirement of at least 50 epochs is to ensure that the training set is well-explored. After 50 epochs, the training loop terminates once it ensures that the correctness loss reduces to 0.

In each training epoch, we collect (1) the standard cross entropy loss for predictions on individual data points and (2) the correctness loss as defined in Section 4.3 on input abstractions. The sum of these two losses are used for back-propagation using the Adam optimizer (Kingma and Ba 2015) with mini-batches. The learning rate is initially set to 0.005 and decreases following a learning rate decay policy. The entire procedure follows Algorithm 1 except that we boost the training process by allowing the initial abstractions to be refined even before optimization.

In each figure, we plot five lines of accuracy statistics as the training iteration proceeds. A red bar of $y = 1$ corresponding to standard data-driven training techniques is the base line of all other curves. A point in the figure represents the relative accuracy comparison w.r.t. standard practice at this epoch. Above the base line indicates it is performing better.

Figure 7 shows results for each network under our investigation in this experiment. Each subfigure plots the effect of applying different abstraction mechanisms on accuracy, normalized to the results of the original (unsafe) network. All networks exhibited similar traits:

- (1) When trained with a fixed abstraction (the black line), accuracy with respect to the original network often degrades substantially and also exhibits instability across epochs. As described earlier, a fixed (sound) abstraction guarantees safety but the potential cost of imprecision. These graphs quantify these costs which, for this benchmark, are often significant.
- (2) Using a refinement abstraction (e.g., "Abstraction 100" means the algorithm is allowed to generate 100 abstractions of the input space before optimization) improves accuracy. The ability to generate fine-grained partitions (e.g., "Abstraction 5000", the blue line) in many cases, in fact, *improves* accuracy compared to the baseline network. This is due to the algorithm treating safety and accuracy loss together yielding synergies that would not be realizable otherwise.

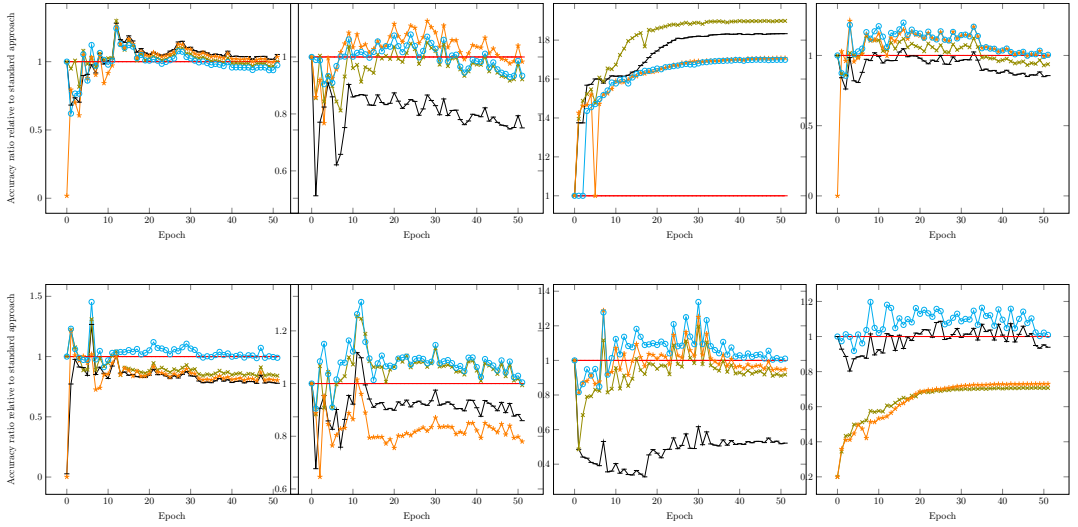


Fig. 7. Impact of abstraction refinement-guided training on network accuracy. Results are normalized to the corresponding (unsafe) networks. The black line represents networks trained with a fixed abstraction. Green, orange, and blue lines represent accuracy of networks constructed within dynamic input space refinement of 100, 1000, and 5000 abstractions applied before gradient-descent optimization.

5.5 Comparison with *post facto* training loop

Finally, we consider a comparison of our abstraction refinement-guided training for correct-by-construction networks against a *post facto* training loop that calls an external verifier to collect counterexamples and feed to training loops. For this experiment, we used ReluVal (Wang et al. 2018c) as the verifier; as described above, ReluVal is a neural network verifier that supports the ACAS Xu datasets.

In the beginning of each epoch, ReluVal is called to collect counterexamples regarding each individual predicate in the correctness property; we considered the property associated with network N_2 defined as $\phi_1 \wedge \phi_2 \wedge \phi_3 \wedge \phi_4$. The verification query in every epoch takes roughly 10 seconds to check network safety for this conjunction. If no counterexamples are returned, the network is verified correct. On the other hand, if some counterexamples are returned by ReluVal, we collect them and combine them with all past counterexamples. This set is used in the subsequent training procedure together with data points from the training set. We compute standard Cross Entropy loss for training set samples. For the counterexamples, however, we do not know which specific label should be used to eliminate the error. Correctness properties only regulate what behaviors are allowed but does not enforce a specific repair strategy when the property is violated. To address this issue, we simply accept all other output categories except the current erroneous one in the prediction and apply a Binary Cross Entropy loss function for this multi-label training exercise. The loss for training set samples and counterexamples are both considered so as to derive gradients and update the weights. This concludes an epoch.

In the experiment, we observe that after one single epoch using both training samples and counterexamples, the network degenerate into naively predicting a single output category. This loops over and over with more epochs since the training set is not changing much. In every epoch, there are at most 4 new counterexamples being added to the training set (recall that the network should satisfy $\phi_1 \wedge \phi_2 \wedge \phi_3 \wedge \phi_4$); this is a very small number compared to the

10k samples in training set. We concluded our experiment after 10 epochs since there was no improvement in safety or accuracy loss. We believe this result demonstrates the difficulty of applying a counterexample-guided training loop strategy for generating safe networks compared an abstraction-guided methodology.

6 RELATED WORK

It is well-known that neural networks are not robust. This becomes a serious problem when ANNs are applied to safety-critical applications. Robust optimization techniques (*e.g.*, (Goodfellow et al. 2015; Madry et al. 2018; Pei et al. 2017)) aim to overcome this problem by trying to augment training data by adversarial examples at each training step. While empirical evidence shows that resulting models are robust against many attacks, we cannot guarantee that a different kind of adversary cannot falsify the model. This has driven the need for formal verification. Tremendous progress has been made in this investigation ranging from *exact* verifiers that run in exponential time and *relaxed* verifiers that are efficient but incomplete.

Exact ANN Verifiers. For ReLU networks, exact verifiers provide exact robustness bounds but are expensive and difficult to scale due to the NP-completeness for solving such a problem (as they perform exhaustive enumeration in the worst case). They solve the verification problem by typically employing Mixed Integer Linear Programming solvers ((Cheng et al. 2017; Dutta et al. 2018; Fischetti and Jo 2017; Lomuscio and Maganti 2017; Tjeng et al. 2019; Xiao et al. 2019)) or Satisfiability Modulo Theories solvers ((Carlini et al. 2017; Ehlers 2017; Katz et al. 2017; Scheibler et al. 2015)). Scaling these methods to large neural networks is challenging.

Relaxed ANN Verifiers. Relaxed verifiers trade completeness for computational efficiency by solving a *convex* relaxation of the verification problem. Incomplete methods provide robustness bounds that can be loose. However, they show much more promise to scale to larger and deeper ANNs than exact verifiers. For example, (Raghunathan et al. 2018b) formulated the verification of ReLU networks as a quadratic programming problem, which can then be relaxed and solved using an efficient semidefinite programming solver. Inspired by the success of applying program analysis to large software code bases, Abstract Interpretation-based techniques has been adapted to reason about ANNs by developing efficient abstract transformers that relax nonlinearity of activation functions into linear inequality constraints ((Gehr et al. 2018; Goyal et al. 2018; Mirman et al. 2018; Singh et al. 2018, 2019a,b)). Similar approaches ((Wang et al. 2018a,b; Weng et al. 2018; Zhang et al. 2018)) encode nonlinearity via linear outer bounds of activation functions. Considering the dual of the underlying linear programming formulation, efficient verifiers have also been developed based on either the dual of the relaxed problem ((Wong and Kolter 2018; Wong et al. 2018)) or the dual of the original nonconvex verification problem ((Dvijotham et al. 2018a,b; Qin et al. 2019)). Hybrid ANN verifiers that combine exact and relaxed ANN verifiers have also shown effectiveness ((Bunel et al. 2018; Singh et al. 2019a)). Most of those verifiers focus on certification of robustness properties only and do not support verifiable training of network-wide correctness properties.

Verified Training. As relaxed ANN verifiers can scale to large-size neural networks, they have the potential to be used inside the training loop to build neural models that are verifiably robust to norm-bounded adversarial perturbations. Since such verifiers can compute (*i.e.*, minimize) an upper bound on the violation of the specification to verify, the upper bound can be used within a loss function (on the worst-case loss over all possible adversarial perturbations) to optimize ANNs through regular stochastic gradient descent (SGD) approaches. For example, the semi-definite

relaxation used in the work by (Raghunathan et al. 2018a) provides a regularizer that encourages robustness. Similarly, as any feasible dual solution in linear programming provides a guaranteed upper bound on the solution of the primal problem, (Wong and Kolter 2018; Wong et al. 2018) exploit the dual solution to compute tight activation bounds that, in turn, can yield a tight upper bound on how a specification is violated. Alternatively, (Dvijotham et al. 2018a) exploits these activation bounds to optimize the dual solution using an additional verifier network. The closest approach to our setting is the work by (Mirman et al. 2018). They introduced geometric abstractions that bound activations as they propagate through the network via abstract interpretation. Importantly, since these convex abstractions are differentiable, neural networks can easily adapt to make the rather loose bound provided by abstract interpretation much tighter to improve the verified accuracy. A simple bounding technique based on interval bound propagation was also exploited in (Gowal et al. 2018) (similar to the interval domain from (Mirman et al. 2018)) to train verifiably robust neural networks that even beat the state-of-the-art networks in image classification tasks, demonstrating that a correct-by-construction approach can indeed save the need of more expensive verification procedures in challenging domains. Most of these adversarial training approaches exploit universal approximations for handling local robustness. But they are often too coarse-grained, using a universal L-norm loss, and may not be suitable for handling network-wide arbitrary correctness properties that are not directly tied to robustness. In contrast to these efforts, our approach uses a novel input space abstraction refinement loop to reduce imprecise gradients on an abstract domain to realize correctness.

Combining Logic Constraints and Neural Networks. Several prior works ((Bach et al. 2017; Fischer et al. 2019; Márquez-Neila et al. 2017; Minervini and Riedel 2018; Pathak et al. 2015; Xu et al. 2018)) combine logic and neural networks by deriving a loss function that bridges neural output vectors and logical constraints with desirable mathematical properties, capturing how close the neural network's output is to satisfying logic constraints. The loss can then be minimized with standard gradient-based methods that train the network to meet the constraints for the given inputs and adversary examples that are found violating logical constraints (via optimization). Similarly, Probabilistic Soft Logic ((Evans and Grefenstette 2018; Kimmig et al. 2012)) was also explored to translate logical constraints into continuous almost-everywhere differentiable loss functions. (Hu et al. 2016) built on probabilistic soft logic and presented a teacher-student framework that distills rules into the training. While experimental results showed that such methods effectively guide the learning algorithm to achieve state-of-the-art accuracy on classification problems, they lack of the soundness guarantee that a trained model shall satisfy the logical constraints.

7 CONCLUSIONS

This paper presents a correct-by-construction toolchain that can train neural networks with provable guarantees. The key idea is to optimize a neural network over the abstraction of both the input space and the network itself. While the abstraction computed by abstract interpretation can be weak for general networks, we demonstrate that an appropriate correctness loss function and input space abstraction refinement allow the network to adapt such that the bound on the over-approximation is tight. Minimizing this upper bound on the worst-case correctness loss over all possible correctness counterexamples leads to a provably correct neural network. Our correct-by-construction generation approach can be applied with standard neural network training algorithms, without comprising the accuracy of a trained model. Experimental results demonstrate that our technique can be used to realize trustworthy neural network systems.

ACKNOWLEDGMENTS

This work was supported by C-BRIC, one of six centers in JUMP, a Semiconductor Research Corporation (SRC) program sponsored by DARPA; and NSF under award CCF-1846327.

REFERENCES

- Stephen H. Bach, Matthias Broecheler, Bert Huang, and Lise Getoor. 2017. Hinge-Loss Markov Random Fields and Probabilistic Soft Logic. *Journal of Machine Learning Research* 18 (2017), 109:1–109:67. <http://jmlr.org/papers/v18/15-631.html>
- Rudy R. Bunel, Ilker Turkaslan, Philip H. S. Torr, Pushmeet Kohli, and Pawan Kumar Mudigonda. 2018. A Unified View of Piecewise Linear Neural Network Verification. In *Advances in Neural Information Processing Systems 31: Annual Conference on Neural Information Processing Systems 2018, NeurIPS 2018, 3-8 December 2018, Montréal, Canada*. 4795–4804. <http://papers.nips.cc/paper/7728-a-unified-view-of-piecewise-linear-neural-network-verification>
- Nicholas Carlini, Guy Katz, Clark Barrett, and David L Dill. 2017. Provably minimally-distorted adversarial examples. *arXiv preprint arXiv:1709.10207* (2017).
- Chih-Hong Cheng, Georg Nührenberg, and Harald Ruess. 2017. Maximum Resilience of Artificial Neural Networks. In *Automated Technology for Verification and Analysis - 15th International Symposium, ATVA 2017, Pune, India, October 3-6, 2017, Proceedings*. 251–268. https://doi.org/10.1007/978-3-319-68167-2_18
- Souradeep Dutta, Susmit Jha, Sriram Sankaranarayanan, and Ashish Tiwari. 2018. Output Range Analysis for Deep Feedforward Neural Networks. In *NASA Formal Methods - 10th International Symposium, NFM 2018, Newport News, VA, USA, April 17-19, 2018, Proceedings*. 121–138. https://doi.org/10.1007/978-3-319-77935-5_9
- Krishnamurthy Dvijotham, Sven Gowal, Robert Stanforth, Relja Arandjelovic, Brendan O’Donoghue, Jonathan Uesato, and Pushmeet Kohli. 2018a. Training verified learners with learned verifiers. *CoRR abs/1805.10265* (2018). <http://arxiv.org/abs/1805.10265>
- Krishnamurthy Dvijotham, Robert Stanforth, Sven Gowal, Timothy A. Mann, and Pushmeet Kohli. 2018b. A Dual Approach to Scalable Verification of Deep Networks. In *Proceedings of the Thirty-Fourth Conference on Uncertainty in Artificial Intelligence, UAI 2018, Monterey, California, USA, August 6-10, 2018*. 550–559. <http://auai.org/uai2018/proceedings/papers/204.pdf>
- Rüdiger Ehlers. 2017. Formal Verification of Piece-Wise Linear Feed-Forward Neural Networks. In *Automated Technology for Verification and Analysis - 15th International Symposium, ATVA 2017, Pune, India, October 3-6, 2017, Proceedings*. 269–286. https://doi.org/10.1007/978-3-319-68167-2_19
- Richard Evans and Edward Grefenstette. 2018. Learning Explanatory Rules from Noisy Data. *J. Artif. Intell. Res.* 61 (2018), 1–64. <https://doi.org/10.1613/jair.5714>
- Marc Fischer, Mislav Balunovic, Dana Drachslers-Cohen, Timon Gehr, Ce Zhang, and Martin Vechev. 2019. DL2: Training and Querying Neural Networks with Logic. In *Proceedings of the 36th International Conference on Machine Learning (Proceedings of Machine Learning Research)*, Kamalika Chaudhuri and Ruslan Salakhutdinov (Eds.), Vol. 97. Long Beach, California, USA, 1931–1941. <http://proceedings.mlr.press/v97/fischer19a.html>
- Matteo Fischetti and Jason Jo. 2017. Deep Neural Networks as 0-1 Mixed Integer Linear Programs: A Feasibility Study. *CoRR abs/1712.06174* (2017). <http://arxiv.org/abs/1712.06174>
- Timon Gehr, Matthew Mirman, Dana Drachslers-Cohen, Petar Tsankov, Swarat Chaudhuri, and Martin T. Vechev. 2018. AI2: Safety and Robustness Certification of Neural Networks with Abstract Interpretation. In *2018 IEEE Symposium on Security and Privacy, SP 2018, Proceedings, 21-23 May 2018, San Francisco, California, USA*. 3–18. <https://doi.org/10.1109/SP.2018.00058>
- Ian J. Goodfellow, Jonathon Shlens, and Christian Szegedy. 2015. Explaining and Harnessing Adversarial Examples. In *3rd International Conference on Learning Representations, ICLR 2015, San Diego, CA, USA, May 7-9, 2015, Conference Track Proceedings*. <http://arxiv.org/abs/1412.6572>
- Sven Gowal, Krishnamurthy Dvijotham, Robert Stanforth, Rudy Bunel, Chongli Qin, Jonathan Uesato, Relja Arandjelovic, Timothy A. Mann, and Pushmeet Kohli. 2018. On the Effectiveness of Interval Bound Propagation for Training Verifiably Robust Models. *CoRR abs/1810.12715* (2018). <http://arxiv.org/abs/1810.12715>
- Zhiting Hu, Xuezhe Ma, Zhengzhong Liu, Eduard H. Hovy, and Eric P. Xing. 2016. Harnessing Deep Neural Networks with Logic Rules. In *Proceedings of the 54th Annual Meeting of the Association for Computational Linguistics, ACL 2016, August 7-12, 2016, Berlin, Germany, Volume 1: Long Papers*. <http://aclweb.org/anthology/P/P16/P16-1228.pdf>
- K. D. Julian, J. Lopez, J. S. Brush, M. P. Owen, and M. J. Kochenderfer. 2016. Policy compression for aircraft collision avoidance systems. In *2016 IEEE/AIAA 35th Digital Avionics Systems Conference (DASC)*. 1–10. <https://doi.org/10.1109/DASC.2016.7778091>
- Guy Katz, Clark W. Barrett, David L. Dill, Kyle Julian, and Mykel J. Kochenderfer. 2017. Reluplex: An Efficient SMT Solver for Verifying Deep Neural Networks. In *Computer Aided Verification - 29th International Conference, CAV 2017, Heidelberg*,

- Germany, July 24-28, 2017, *Proceedings, Part I*. 97–117. https://doi.org/10.1007/978-3-319-63387-9_5
- Angelika Kimmig, Stephen Bach, Matthias Broecheler, Bert Huang, and Lise Getoor. 2012. A short introduction to probabilistic soft logic. In *Proceedings of the NIPS Workshop on Probabilistic Programming: Foundations and Applications*. 1–4.
- Diederik P. Kingma and Jimmy Ba. 2015. Adam: A Method for Stochastic Optimization. In *3rd International Conference on Learning Representations, ICLR 2015, San Diego, CA, USA, May 7-9, 2015, Conference Track Proceedings*. <http://arxiv.org/abs/1412.6980>
- Alessio Lomuscio and Lalit Maganti. 2017. An approach to reachability analysis for feed-forward ReLU neural networks. *CoRR* abs/1706.07351 (2017). <http://arxiv.org/abs/1706.07351>
- Aleksander Madry, Aleksandar Makelov, Ludwig Schmidt, Dimitris Tsipras, and Adrian Vladu. 2018. Towards Deep Learning Models Resistant to Adversarial Attacks. In *6th International Conference on Learning Representations, ICLR 2018, Vancouver, BC, Canada, April 30 - May 3, 2018, Conference Track Proceedings*. <https://openreview.net/forum?id=rjZlBfZAb>
- Pablo Márquez-Neila, Mathieu Salzmann, and Pascal Fua. 2017. Imposing Hard Constraints on Deep Networks: Promises and Limitations. *CoRR* abs/1706.02025 (2017). <http://arxiv.org/abs/1706.02025>
- Pasquale Minervini and Sebastian Riedel. 2018. Adversarially Regularising Neural NLI Models to Integrate Logical Background Knowledge. In *Proceedings of the 22nd Conference on Computational Natural Language Learning, CoNLL 2018, Brussels, Belgium, October 31 - November 1, 2018*. 65–74. <https://aclanthology.info/papers/K18-1007/k18-1007>
- Matthew Mirman, Timon Gehr, and Martin T. Vechev. 2018. Differentiable Abstract Interpretation for Provably Robust Neural Networks. In *Proceedings of the 35th International Conference on Machine Learning, ICML 2018, Stockholm, Sweden, July 10-15, 2018*. 3575–3583. <http://proceedings.mlr.press/v80/mirman18b.html>
- Ramon E. Moore, R. Baker Kearfott, and Michael J. Cloud. 2009. *Introduction to Interval Analysis*. SIAM. <https://doi.org/10.1137/1.9780898717716>
- Anh Mai Nguyen, Jason Yosinski, and Jeff Clune. 2015. Deep Neural Networks are Easily Fooled: High Confidence Predictions for Unrecognizable Images. In *IEEE Conference on Computer Vision and Pattern Recognition, CVPR 2015, Boston, MA, USA, June 7-12, 2015*. 427–436. <https://doi.org/10.1109/CVPR.2015.7298640>
- Nicolas Papernot, Patrick D. McDaniel, Xi Wu, Somesh Jha, and Ananthram Swami. 2016. Distillation as a Defense to Adversarial Perturbations Against Deep Neural Networks. In *IEEE Symposium on Security and Privacy, SP 2016, San Jose, CA, USA, May 22-26, 2016*. 582–597. <https://doi.org/10.1109/SP.2016.41>
- Adam Paszke, Sam Gross, Soumith Chintala, Gregory Chanan, Edward Yang, Zachary DeVito, Zeming Lin, Alban Desmaison, Luca Antiga, and Adam Lerer. 2017. Automatic differentiation in PyTorch. In *NIPS-W*.
- Deepak Pathak, Philipp Krähenbühl, and Trevor Darrell. 2015. Constrained Convolutional Neural Networks for Weakly Supervised Segmentation. In *2015 IEEE International Conference on Computer Vision, ICCV 2015, Santiago, Chile, December 7-13, 2015*. 1796–1804. <https://doi.org/10.1109/ICCV.2015.209>
- Kexin Pei, Yinzhi Cao, Junfeng Yang, and Suman Jana. 2017. DeepXplore: Automated Whitebox Testing of Deep Learning Systems. In *Proceedings of the 26th Symposium on Operating Systems Principles, Shanghai, China, October 28-31, 2017*. 1–18. <https://doi.org/10.1145/3132747.3132785>
- Chongli Qin, Krishnamurthy (Dj) Dvijotham, Brendan O’Donoghue, Rudy Bunel, Robert Stanforth, Sven Gowal, Jonathan Uesato, Grzegorz Swirszcz, and Pushmeet Kohli. 2019. Verification of Non-Linear Specifications for Neural Networks. In *International Conference on Learning Representations*. <https://openreview.net/forum?id=HyeFAsRctQ>
- Aditi Raghunathan, Jacob Steinhardt, and Percy Liang. 2018a. Certified Defenses against Adversarial Examples. In *6th International Conference on Learning Representations, ICLR 2018, Vancouver, BC, Canada, April 30 - May 3, 2018, Conference Track Proceedings*. <https://openreview.net/forum?id=Bys4ob-Rb>
- Aditi Raghunathan, Jacob Steinhardt, and Percy S. Liang. 2018b. Semidefinite relaxations for certifying robustness to adversarial examples. In *Advances in Neural Information Processing Systems 31: Annual Conference on Neural Information Processing Systems 2018, NeurIPS 2018, 3-8 December 2018, Montréal, Canada*. 10900–10910. <http://papers.nips.cc/paper/8285-semidefinite-relaxations-for-certifying-robustness-to-adversarial-examples>
- Karsten Scheibler, Leonore Winterer, Ralf Wimmer, and Bernd Becker. 2015. Towards Verification of Artificial Neural Networks. In *Methoden und Beschreibungssprachen zur Modellierung und Verifikation von Schaltungen und Systemen, MBMV 2015, Chemnitz, Germany, March 3-4, 2015*. 30–40.
- Gagandeep Singh, Timon Gehr, Matthew Mirman, Markus Püschel, and Martin T. Vechev. 2018. Fast and Effective Robustness Certification. In *Advances in Neural Information Processing Systems 31: Annual Conference on Neural Information Processing Systems 2018, NeurIPS 2018, 3-8 December 2018, Montréal, Canada*. 10825–10836. <http://papers.nips.cc/paper/8278-fast-and-effective-robustness-certification>
- Gagandeep Singh, Timon Gehr, Markus Püschel, and Martin Vechev. 2019a. Robustness Certification with Refinement. In *International Conference on Learning Representations*. <https://openreview.net/forum?id=HJgeEh09KQ>
- Gagandeep Singh, Timon Gehr, Markus Püschel, and Martin T. Vechev. 2019b. An Abstract Domain for Certifying Neural Networks. *PACMPL* 3, POPL (2019), 41:1–41:30. <https://dl.acm.org/citation.cfm?id=3290354>

- Vincent Tjeng, Kai Y. Xiao, and Russ Tedrake. 2019. Evaluating Robustness of Neural Networks with Mixed Integer Programming. In *International Conference on Learning Representations*. <https://openreview.net/forum?id=HyGIdiRqtm>
- Shiqi Wang, Yizheng Chen, Ahmed Abdou, and Suman Jana. 2018a. MixTrain: Scalable Training of Formally Robust Neural Networks. *CoRR* abs/1811.02625 (2018). <http://arxiv.org/abs/1811.02625>
- Shiqi Wang, Kexin Pei, Justin Whitehouse, Junfeng Yang, and Suman Jana. 2018b. Efficient Formal Safety Analysis of Neural Networks. In *Advances in Neural Information Processing Systems 31: Annual Conference on Neural Information Processing Systems 2018, NeurIPS 2018, 3-8 December 2018, Montréal, Canada*. 6369–6379. <http://papers.nips.cc/paper/7873-efficient-formal-safety-analysis-of-neural-networks>
- Shiqi Wang, Kexin Pei, Justin Whitehouse, Junfeng Yang, and Suman Jana. 2018c. Formal Security Analysis of Neural Networks using Symbolic Intervals. In *27th USENIX Security Symposium, USENIX Security 2018, Baltimore, MD, USA, August 15-17, 2018*. 1599–1614. <https://www.usenix.org/conference/usenixsecurity18/presentation/wang-shiqi>
- Tsui-Wei Weng, Huan Zhang, Hongge Chen, Zhao Song, Cho-Jui Hsieh, Luca Daniel, Duane S. Boning, and Inderjit S. Dhillon. 2018. Towards Fast Computation of Certified Robustness for ReLU Networks. In *Proceedings of the 35th International Conference on Machine Learning, ICML 2018, Stockholmsmässan, Stockholm, Sweden, July 10-15, 2018*. 5273–5282. <http://proceedings.mlr.press/v80/weng18a.html>
- Eric Wong and J. Zico Kolter. 2018. Provable Defenses against Adversarial Examples via the Convex Outer Adversarial Polytope. In *Proceedings of the 35th International Conference on Machine Learning, ICML 2018, Stockholmsmässan, Stockholm, Sweden, July 10-15, 2018*. 5283–5292. <http://proceedings.mlr.press/v80/wong18a.html>
- Eric Wong, Frank R. Schmidt, Jan Hendrik Metzen, and J. Zico Kolter. 2018. Scaling provable adversarial defenses. In *Advances in Neural Information Processing Systems 31: Annual Conference on Neural Information Processing Systems 2018, NeurIPS 2018, 3-8 December 2018, Montréal, Canada*. 8410–8419. <http://papers.nips.cc/paper/8060-scaling-provable-adversarial-defenses>
- Kai Y. Xiao, Vincent Tjeng, Nur Muhammad (Mahi) Shafiqullah, and Aleksander Madry. 2019. Training for Faster Adversarial Robustness Verification via Inducing ReLU Stability. In *International Conference on Learning Representations*. <https://openreview.net/forum?id=BjflVjAcKm>
- Jingyi Xu, Zilu Zhang, Tal Friedman, Yitao Liang, and Guy Van den Broeck. 2018. A Semantic Loss Function for Deep Learning with Symbolic Knowledge. In *Proceedings of the 35th International Conference on Machine Learning, ICML 2018, Stockholmsmässan, Stockholm, Sweden, July 10-15, 2018*. 5498–5507. <http://proceedings.mlr.press/v80/xu18h.html>
- Huan Zhang, Tsui-Wei Weng, Pin-Yu Chen, Cho-Jui Hsieh, and Luca Daniel. 2018. Efficient Neural Network Robustness Certification with General Activation Functions. In *Advances in Neural Information Processing Systems 31: Annual Conference on Neural Information Processing Systems 2018, NeurIPS 2018, 3-8 December 2018, Montréal, Canada*. 4944–4953. <http://papers.nips.cc/paper/7742-efficient-neural-network-robustness-certification-with-general-activation-functions>

A APPENDIX

A.1 Proofs for theorems and lemmas in Section 4

PROOF OF THEOREM 3.5. By the properties of abstract domain in Definition 3.2. \square

LEMMA A.1 (SIZE OF NON-OVERLAPPING ABSTRACTIONS). \forall *abstractions* S_1, S_2, S_1 and S_2 are *non-overlapping* $\implies size(S_1 \cup S_2) = size(S_1) + size(S_2)$.

PROOF OF LEMMA A.1. By definition, S_1 and S_2 are non-overlapping means that $\forall \Phi \in S_1, \Psi \in S_2, \Phi$ and Ψ are non-overlapping. Moreover, by Definition 4.3, abstractions S_1 and S_2 imply that any two distinct correctness properties in S_1 are non-overlapping, same for S_2 . Hence, we have that any two distinct correctness properties in $S_1 \cup S_2$ are non-overlapping.

Then by Inclusion-Exclusion Principle, $size(S_1 \cup S_2)$ equals to the sum of all sizes of individual correctness properties in $S_1 \cup S_2$, which happens to be $size(S_1) + size(S_2)$. \square

LEMMA A.2 (REFINE KEEPS SIZE). \forall *abstractions* $S_1, S_2, S_1 \sqsubseteq S_2 \implies size(S_1) = size(S_2)$.

PROOF OF LEMMA A.2. By induction on Definition 4.5,

- When $S_1 = S_2$, obviously $size(S_1) = size(S_2)$;
- When $S_2 = \{\Phi = (\Phi_{in}, -)\}$: we have

$$\Phi_{in} = \bigcup_{(\Psi_{in}, -) \in S_1} \Psi_{in}$$

Now that S_1 is an abstraction, by Definition 4.3, any distinct correctness properties in S_1 are non-overlapping. So

$$\begin{aligned} \text{size}(S_1) &= \sum_{(\Psi_{in}, \cdot) \in S_1} \text{size}(\Psi_{in}) \\ &= \text{size}(\Phi_{in}) = \text{size}(S_2) \end{aligned}$$

- When $S_a \sqsubseteq S_b \wedge S_b \sqsubseteq S_c$, by induction hypothesis

$$\text{size}(S_a) = \text{size}(S_b) = \text{size}(S_c)$$

- When $S_a \sqsubseteq S_b \wedge S_c \sqsubseteq S_d$ and that S_a, S_c are non-overlapping, and S_b, S_d are non-overlapping, by induction hypothesis $\text{size}(S_a) = \text{size}(S_b) \wedge \text{size}(S_c) = \text{size}(S_d)$. By Lemma A.1,

$$\text{size}(S_a \cup S_c) = \text{size}(S_a) + \text{size}(S_c) = \text{size}(S_b) + \text{size}(S_d) = \text{size}(S_b \cup S_d)$$

All cases are proved, thus proved the theorem that \forall splittings $S_1, S_2, S_1 \sqsubseteq S_2 \implies \text{size}(S_1) = \text{size}(S_2)$. \square

PROOF OF THEOREM 4.6. By induction on Definition 4.5,

- When $S_1 = S_2$, obviously $F \models S_2$;
- When $S_2 = \{\Phi = (\Phi_{in}, \Phi_{out})\}$:

By Definition 4.3, from $F \models S_1$ we have

$$\bigwedge_{(\Psi_{in}, \Psi_{out}) \in S_1} F \models (\Psi_{in}, \Psi_{out})$$

From

$$\bigwedge_{(\cdot, \Psi_{out}) \in S_1} \Psi_{out} = \Phi_{out}$$

we have

$$\bigwedge_{(\Psi_{in}, \Psi_{out}) \in S_1} F \models (\Psi_{in}, \Phi_{out})$$

From

$$\Phi_{in} = \bigcup_{(\Psi_{in}, \cdot) \in S_1} \Psi_{in}$$

we have $F \models (\Phi_{in}, \Phi_{out})$. Hence, $F \models S_2$.

- When $S_1 = S_a \wedge S_2 = S_c \wedge S_a \sqsubseteq S_b \wedge S_b \sqsubseteq S_c$, by induction hypothesis

$$F \models S_1 \implies F \models S_a \implies F \models S_b \implies F \models S_c \implies F \models S_2$$

- When $S_1 = S_a \cup S_c \wedge S_2 = S_b \cup S_d \wedge S_a \sqsubseteq S_b \wedge S_c \sqsubseteq S_d$, S_a, S_c are non-overlapping, and S_b, S_d are non-overlapping, by induction hypothesis $F \models S_a \implies F \models S_b \wedge F \models S_c \implies F \models S_d$. From $F \models S_a \cup S_c$ we have $F \models S_a \wedge F \models S_c \implies F \models S_b \wedge F \models S_d \implies F \models S_b \cup S_d \implies F \models S_2$.

All cases are proved, thus proved the theorem that $\forall F, S_1, S_2, S_1 \sqsubseteq S_2 \wedge F \models S_1 \implies F \models S_2$. \square

PROOF OF THEOREM 4.12. By induction on Definition 4.5,

- When $S_1 = S_2$, obviously $L_{\mathcal{D}}(F, S_1) = L_{\mathcal{D}}(F, S_2) \leq L_{\mathcal{D}}(F, S_2)$;

- When $S_2 = \{\Phi = (\Phi_{in}, \Phi_{out})\}$:

$$\begin{aligned} L_{\mathcal{D}}(F, S_1) &= \sum_{(\Psi_{in}, \Psi_{out}) \in S_1} \frac{size(\Psi_{in})}{size(S_1)} \cdot L_{\mathcal{D}}(F, \Psi_{in}, \Psi_{out}) \\ L_{\mathcal{D}}(F, S_2) &= L_{\mathcal{D}}(F, \Phi_{in}, \Phi_{out}) \\ &= \sum_{(\Psi_{in}, \Psi_{out}) \in S_1} \frac{size(\Psi_{in})}{size(S_1)} \cdot L_{\mathcal{D}}(F, \Phi_{in}, \Phi_{out}) \end{aligned}$$

Now that

$$\left(\bigwedge_{(\Psi_{out}, \Psi_{in}) \in S_1} \Psi_{out} = \Phi_{out} \right) \wedge \left(\Phi_{in} = \bigcup_{(\Psi_{in}, \Psi_{out}) \in S_1} \Psi_{in} \right)$$

we have

$$\bigwedge_{(\Psi_{in}, \Psi_{out}) \in S_1} (\Psi_{out} = \Phi_{out}) \wedge (\Psi_{in} \implies \Phi_{in})$$

Therefore, by Theorem 4.9,

$$\begin{aligned} L_{\mathcal{D}}(F, S_1) &= \sum_{(\Psi_{in}, \Psi_{out}) \in S_1} \frac{size(\Psi_{in})}{size(S_1)} \cdot L_{\mathcal{D}}(F, \Psi_{in}, \Psi_{out}) \\ &= \sum_{(\Psi_{in}, \Psi_{out}) \in S_1} \frac{size(\Psi_{in})}{size(S_1)} \cdot L_{\mathcal{D}}(F, \Psi_{in}, \Phi_{out}) \\ &\leq \sum_{(\Psi_{in}, \Psi_{out}) \in S_1} \frac{size(\Psi_{in})}{size(S_1)} \cdot L_{\mathcal{D}}(F, \Phi_{in}, \Phi_{out}) \\ &= L_{\mathcal{D}}(F, S_2) \end{aligned}$$

- When $S_1 = S_a \wedge S_2 = S_c \wedge S_a \sqsubseteq S_b \wedge S_b \sqsubseteq S_c$, by induction hypothesis we have,

$$L_{\mathcal{D}}(F, S_1) = L_{\mathcal{D}}(F, S_a) \leq L_{\mathcal{D}}(F, S_b) \leq L_{\mathcal{D}}(F, S_c) = L_{\mathcal{D}}(F, S_2)$$

- When $S_1 = S_a \cup S_c \wedge S_2 = S_b \cup S_d \wedge S_a \sqsubseteq S_b \wedge S_c \sqsubseteq S_d$, S_a, S_c are non-overlapping, and S_b, S_d are non-overlapping, by induction hypothesis $L_{\mathcal{D}}(F, S_a) \leq L_{\mathcal{D}}(F, S_b) \wedge L_{\mathcal{D}}(F, S_c) \leq L_{\mathcal{D}}(F, S_d)$. By Lemma A.2 we have $size(S_a) = size(S_b) \wedge size(S_c) = size(S_d)$. By Lemma A.1, $size(S_a \cup S_c) = size(S_a) + size(S_c) \wedge size(S_b \cup S_d) = size(S_b) + size(S_d)$.

By Definition 4.10,

$$\begin{aligned}
L_{\mathcal{D}}(F, S_1) &= L_{\mathcal{D}}(F, S_a \cup S_c) \\
&= \sum_{(\Phi_{in}, \Phi_{out}) \in S_a \cup S_c} \frac{\text{size}(\Phi_{in})}{\text{size}(S_a \cup S_c)} \cdot L_{\mathcal{D}}(F, \Phi_{in}, \Phi_{out}) \\
&= \sum_{(\Phi_{in}, \Phi_{out}) \in S_a} \frac{\text{size}(\Phi_{in})}{\text{size}(S_a \cup S_c)} \cdot L_{\mathcal{D}}(F, \Phi_{in}, \Phi_{out}) + \\
&\quad \sum_{(\Phi_{in}, \Phi_{out}) \in S_c} \frac{\text{size}(\Phi_{in})}{\text{size}(S_a \cup S_c)} \cdot L_{\mathcal{D}}(F, \Phi_{in}, \Phi_{out}) \\
&= L_{\mathcal{D}}(F, S_a) \cdot \frac{\text{size}(S_a)}{\text{size}(S_a) + \text{size}(S_c)} + L_{\mathcal{D}}(F, S_c) \cdot \frac{\text{size}(S_c)}{\text{size}(S_a) + \text{size}(S_c)} \\
&\leq L_{\mathcal{D}}(F, S_b) \cdot \frac{\text{size}(S_b)}{\text{size}(S_b) + \text{size}(S_d)} + L_{\mathcal{D}}(F, S_d) \cdot \frac{\text{size}(S_d)}{\text{size}(S_b) + \text{size}(S_d)} \\
&= \sum_{(\Phi_{in}, \Phi_{out}) \in S_b} \frac{\text{size}(\Phi_{in})}{\text{size}(S_b \cup S_d)} \cdot L_{\mathcal{D}}(F, \Phi_{in}, \Phi_{out}) + \\
&\quad \sum_{(\Phi_{in}, \Phi_{out}) \in S_d} \frac{\text{size}(\Phi_{in})}{\text{size}(S_b \cup S_d)} \cdot L_{\mathcal{D}}(F, \Phi_{in}, \Phi_{out}) \\
&= \sum_{(\Phi_{in}, \Phi_{out}) \in S_b \cup S_d} \frac{\text{size}(\Phi_{in})}{\text{size}(S_b \cup S_d)} \cdot L_{\mathcal{D}}(F, \Phi_{in}, \Phi_{out}) \\
&= L_{\mathcal{D}}(F, S_b \cup S_d) = L_{\mathcal{D}}(F, S_2)
\end{aligned}$$

All cases are proved, thus proved the theorem that $\forall S_1, S_2, S_1 \sqsubseteq S_2 \implies L_{\mathcal{D}}(F, S_1) \leq L_{\mathcal{D}}(F, S_2)$. \square

PROOF OF THEOREM 4.13. First, we prove that the output S' of code snippet from Line 10 to Line 19 in Algorithm 1 is a valid abstraction.

To show that S' is a valid abstraction, we need to prove that any two distinct correctness properties in S' are non-overlapping.

- This is obviously true among those untouched properties in $S \setminus T$.
- This also holds between any $\Phi \in S \setminus T$ and any Ψ refined from T .
- For any two Ψ partitioned from two different correctness properties in T , such requirement holds as well.
- For any two Ψ partitioned from one correctness property in T , the partitioning operation ensures that any they are non-overlapping.

Hence, S' is a valid abstraction. We continue to prove that $S' \sqsubseteq S$.

Let T be the top K properties in S accounting for the largest non-zero portions in L and let $R = S \setminus T$. From code snippet, we know that $R \subseteq S'$ as well. Without loss of generality, let $S' = T' \cup R$ where T' is the refined abstraction from T .

The call for partitioning heuristic (e.g., Algorithm 2) is just for efficiency. As long as it is partitioning every safety property, we have $\forall (\Phi_{in}, \Phi_{out}) \in T$, their corresponding refined abstractions

$$\{(\{P_{in}\}_1, \Phi_{out}), (\{P_{in}\}_2, \Phi_{out}), \dots\} \sqsubseteq \{(\Phi_{in}, \Phi_{out})\}$$

Since T' is composed of all these $(\{P_{in}\}_k, \Phi_{out})$, we have $T' \sqsubseteq T$.

$$R \sqsubseteq R \wedge T' \sqsubseteq T \wedge S' = R \cup T' \wedge S = R \cup T \implies S' \sqsubseteq S. \quad \square$$