

Teacher-Students Knowledge Distillation for Siamese Trackers

Yuanpei Liu^{*1}, Xingping Dong^{*2}, Xiankai Lu², Fahad Shahbaz Khan², Jianbing Shen^{†2,1}, and Steven Hoi³

¹Beijing Laboratory of Intelligent Information Technology, School of Computer Science, Beijing Institute of Technology, China,

²Inception Institute of Artificial Intelligence, Abu Dhabi, UAE,

³Salesforce Research Asia, Singapore

Abstract

In recent years, Siamese network based trackers have significantly advanced the state-of-the-art in real-time tracking. However, state-of-the-art Siamese trackers suffer from high memory cost which restricts their applicability in mobile applications having strict constraints on memory budget. To address this issue, we propose a novel distilled Siamese tracking framework to learn small, fast yet accurate trackers (students), which capture critical knowledge from large Siamese trackers (teachers) by a teacher-students knowledge distillation model. This model is intuitively inspired by a one teacher vs multi-students learning mechanism, which is the most usual teaching method in the school. In particular, it contains a single teacher-student distillation model and a student-student knowledge sharing mechanism. The first one is designed by a tracking-specific distillation strategy to transfer knowledge from teacher to students. The later is utilized for mutual learning between students to enable an in-depth knowledge understanding. To the best of our knowledge, we are the first to investigate knowledge distillation for Siamese trackers and propose a distilled Siamese tracking framework.

We demonstrate the generality and effectiveness of our framework by conducting a theoretical analysis and extensive empirical evaluations on several popular Siamese trackers. The results on five tracking benchmarks clearly show that the proposed distilled trackers achieve compression rates up to 18 \times and frame-rates of 265 FPS with speedups of 3 \times , while obtaining similar or even slightly improved tracking accuracy.

^{*}Equal contribution.

[†]Corresponding author: Jianbing Shen (shenjianbingcg@gmail.com).

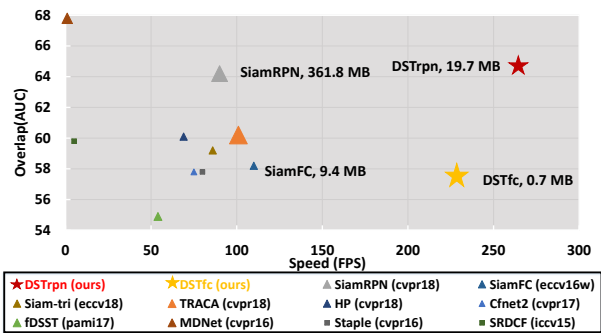


Figure 1. Comparison in terms of speed (FPS) and accuracy (AUC) of state-of-the-art (SOTA) trackers on OTB-100 [47]. Trackers based on deep features are denoted by triangles whereas the rest are labeled as rectangles. Our distilled student tracker (DSTTrpn) achieves a 3 \times speed, 18 \times memory compression rate and a slight improved accuracy, compared to its state-of-the-art teacher variant (SiamRPN [25]). Further, our DSTTrpn (SiamRPN [25] as the teacher) and DSTTfc (SiamFC [3] as the teacher) obtain competitive accuracy while achieving the highest speed.

1. Introduction

Recent years have witnessed various approaches of Siamese network for visual tracking task because of their balance between accuracy and speed. The pioneering work SiamFC [3] proposed a simple yet effective tracking framework by designing a Siamese network for offline training to learn a metric function and convert the tracking task to template matching using the learned metric. This framework serves as an ideal *baseline* for real-time tracking since its simple architecture is easy to be combined with other techniques and the high speed of nearly 86 Frame-Per-Second (FPS) allows adding these skills to improve accuracy and simultaneously maintain real-time speed (30 FPS). Since then, many real-time trackers [39, 16, 20, 53, 43, 17, 13, 44, 12, 46, 50, 25, 52] have been proposed to improve its accuracy through various of techniques. Along with this line, the recent tracker SiamRPN [25, 21] (the champion of VOT-2018 [21] real-time challenge), achieved significant

improvement of accuracy and high speed (nearly 90 FPS), by applying a Region Proposal Network (RPN) to directly regress the position and scale of objects. This method will likely become the next *baseline* to further promote real-time tracking, due to its high speed and impressive accuracy.

Despite being studied actively with remarkable progress, Siamese-network based visual trackers generally face a conflict between high memory cost and strict constraints on memory budget in real-world applications, especially for SiamRPN [25, 21], whose model size is up to 361.8 MB. Their high memory cost makes them undesirable for practical mobile visual tracking applications, such as accurate trackers running real-time on a drone, smartphone or sensor nodes. How to decrease the memory cost of Siamese trackers without a remarkable loss of tracking accuracy is one of the key points to build the bridge between the academic algorithms and practical applications. In the other aspect, reducing model size will directly decrease the computational cost to produce a faster tracker. If the faster tracker achieves similar accuracy as the larger one, like SiamRPN, it will be a better *baseline* to facilitate real-time tracking.

To address the above points, we propose a novel Distilled Siamese Trackers (DST) framework built upon a Teacher-Students Knowledge Distillation (TSsKD) model, which is specially designed for learning a small, fast yet accurate Siamese tracker through Knowledge Distillation (KD) techniques. TSsKD essentially explores a *one teacher vs multi-students* learning mechanism inspired by the common teaching and learning methods in the schools, *i.e.* multiple students learn from a teacher and help each other to facilitate learning effect. In particular, TSsKD models two kinds of KD styles. First, knowledge transfer from teacher to students, which is achieved by a tracking-specific distillation strategy. Second, mutual learning between students, working in a student-student knowledge sharing manner.

More specifically, to inspire more efficient and tracking-specific KD within the same domain (without additional data or labels), the teacher-student knowledge transfer is equipped with a set of carefully designed losses, *i.e.*, a teacher soft loss, adaptive hard loss, and Siamese target response loss. The first two allow the student to mimic the high-level semantic information of the teacher and ground-truth while reducing over-fitting, and the last one incorporated with Siamese structure is applied to learn the middle-level semantic hints. To further enhance the performance of the student tracker, we introduce a knowledge sharing strategy with a conditional sharing loss that encourages sharing reliable knowledge between students. This provides extra guidance that facilitates small-size trackers (the “dull” students) to establish a more comprehensive understanding of the tracking knowledge and thus achieve higher accuracy.

As a summary, our key contributions include

- A novel framework of Distilled Siamese Trackers (DST) is proposed to compress Siamese-based deep trackers for

high-performance visual tracking. To the best of our knowledge, this is the first work that introduces knowledge distillation for visual tracking.

- Our framework is achieved by a novel teacher-students knowledge distillation (TSsKD) model proposed for better knowledge distillation via simulating the teaching mechanism among one teacher and multiple students, including teacher-student knowledge transfer and student-student knowledge sharing. In additions, a theoretical analysis is conducted to prove its effectiveness.
- For the knowledge transfer model, we design a set of losses to tightly couple the Siamese structure and also decrease the over-fitting during training for better tracking performance. For the knowledge sharing mechanism, a conditional sharing loss is proposed to transfer reliable knowledge between students and further enhance the “dull” students.

Extensive empirical evaluations for famous SiamFC [3] and SiamRPN [25, 21] trackers on several tracking benchmarks clearly demonstrate the generality and impressive performance of the proposed framework. The distilled trackers achieve compression rates of more than $13\times-18\times$ and a speedup of nearly $2\times-3\times$, respectively, while maintaining the same or even slightly improved tracking accuracy. The distilled SiamRPN also obtains a state-of-the-art performance (as shown in Fig. 1) at an extremely high speed of 265 FPS. An extended experiment on SiamRPN++ [24] is also conducted to demonstrate the effectiveness of the proposed knowledge distillation methods.

2. Related Work

Trackers with Siamese Networks: Tao *et al.* [37] utilized a Siamese network with convolutional and fully-connected layers for training, and achieved favorable accuracy, while maintaining a low speed of 2 FPS. To improve the speed, Bertinetto *et al.* [3] proposed “SiamFC” by only applying an end-to-end Siamese network with five fully-convolutional layers for offline training. Because of its high speed at nearly 86 FPS on GPU, favorable accuracy, and simple mechanism for online tracking, there has been a surge of interest around SiamFC. Various improved methods are proposed [39, 16, 20, 53, 43, 17, 13, 44, 12, 46, 50, 25, 52]. For instance, Li *et al.* [25] proposed a SiamRPN tracker by combining the Siamese network and RPN [33], which directly obtains the location and scale of objects by regression, to avoid multiple forward computations for scale estimation in common Siamese trackers. Thus, it can run at 160 FPS with a better tracking accuracy. Subsequently, Zhu *et al.* [52] proposed distractor-aware training and applied distractor-aware incremental learning to improve online tracking. In the recent VOT-2018 [21], a variant of SiamRPN with a larger model size won the real-time challenge. Recently, li *et al.* [24] proposed the high-performance SiamRPN++.

Knowledge Distillation for Compression: In network compression, the goal of KD is to improve a student network’s performance by transferring knowledge from the teacher network. In an early work, Bucilua *et al.* [4] compressed key information into a single neural network from an ensemble of networks. Recently, Ba *et al.* [2] demonstrated an approach to improve the performance of shallow neural networks, by mimicking deep networks in training. Romero *et al.* [34] approximated the mappings between student and teacher hidden layers to compress networks by training the relatively narrower students with linear projection layers. Subsequently, Hinton *et al.* [19] proposed a dark knowledge extracted from the teacher network by matching the full soft distribution between the student and teacher networks during training. Following this work, KD has attracted more interest and a variety of methods have been applied to it [36, 38, 48, 7, 5, 51, 15]. For example, Zagoruyko *et al.* [48] employed an attention map to KD by training student network with matching the attention map of the teacher at the end of each residual stage. In most existing works concerned with KD, the architecture of the student network is usually manually designed. Net-to-Net (N2N) [1] method focuses on generating optimal reduced architecture for KD automatically.

3. Revisiting SiamFC and SiamRPN

Since we adopt SiamFC [3] and SiamRPN [25] as the base trackers for our distilled tracking framework, we first revisit their basic network structures and training losses.

SiamFC adopts a two-stream fully convolutional network architecture, which takes target patches (denoted as z) and current search regions (denoted as x) as inputs. After a no-padding feature extraction network φ modified from AlexNet [23], a cross-correlation operation \star is conducted on the two extracted feature maps:

$$S = \varphi(x) \star \varphi(z). \quad (1)$$

The location of the target in the current frame is then inferred according to the peak value on the correlation response map S . The logistic loss, *i.e.*, a usual binary classification loss, is used to train SiamFC:

$$L^{\text{FC}}(x, z, y) = \frac{1}{|S|} \sum_{u \in S} \log(1 + e^{(-y[u]S[u])}), \quad (2)$$

where $S[u]$ is a real-valued score in the response map S and $y[u] \in \{+1, -1\}$ is a ground-truth label.

SiamRPN, as an extension of SiamFC, has a same feature extraction subnetwork and an additional RPN [33]. The final outputs are foreground-background classification score maps and regression vectors of predefined anchors. By applying a single convolution and cross-correlation operations \star in RPN on two feature maps, the outputs are obtained by:

$$S_{w \times h \times 2k}^{\text{cls}} = \text{conv1}_{\text{cls}}[\varphi(x)] \star \text{conv2}_{\text{cls}}[\varphi(z)], \quad (3)$$

$$S_{w \times h \times 4k}^{\text{reg}} = \text{conv1}_{\text{reg}}[\varphi(x)] \star \text{conv2}_{\text{reg}}[\varphi(z)], \quad (4)$$

where k is the predefined anchor number. The template feature maps $\text{conv2}_{\text{cls}}[\varphi(z)]$ and $\text{conv2}_{\text{reg}}[\varphi(z)]$ are then used as kernels in the cross-correlation operation to obtain the final classification and regression outputs, with size $w \times h$.

Training is conducted via optimizing the multi-task loss:

$$L^{\text{RPN}} = L_{\text{cls}}^{\text{RPN}}(S_{w \times h \times 2k}^{\text{cls}}, G_{\text{cls}}) + L_{\text{reg}}^{\text{RPN}}(S_{w \times h \times 4k}^{\text{reg}}, G_{\text{reg}}), \quad (5)$$

where G_{cls} and G_{reg} are the ground-truths of the classification and regression outputs, $L_{\text{cls}}^{\text{RPN}}$ is a cross-entropy loss for classification, and $L_{\text{reg}}^{\text{RPN}}$ is a smooth L_1 loss with normalized coordinates for regression.

4. Distilled Siamese Trackers

In this section, we detail the proposed framework of Distilled Siamese Trackers (DST) for high-performance tracking. As shown in Fig. 2, the proposed framework consists of two essential stages. First, in §4.1, for a given teacher network, such as SiamRPN, we obtain a “dull” student with a reduced network architecture via Deep Reinforcement Learning (DRL). Second, the “dull” student network is further trained simultaneously with an “intelligent” student via the proposed distillation model facilitated by a teacher-students learning mechanism (see §4.2).

4.1. “Dull” Student Selection

Inspired by N2N [1] for compressing classification networks, we transfer selecting a student tracker with reduced network architecture to learning an agent with optimal compression strategy (policy) by DRL. Unlike N2N, we only conduct layer shrinkage because of Siamese trackers’ shallow network architecture. Layer removal will cause a sharp decline in accuracy and divergence of the policy network.

In our task, the agent for selecting a small and reasonable network is learned from a sequential decision-making process by policy gradient DRL. The whole decision process can be modeled as a Markov Decision Process (MDP), which is defined as the tuple $\mathcal{M} = (\mathcal{S}, \mathcal{A}, \mathbb{T}, r, \gamma)$. The state space \mathcal{S} is a set of all possible reduced network architectures derived from the teacher network. \mathcal{A} is the set of all actions to transform one network into another compressed one. Here, we use layer shrinkage [1] actions $a_t \in [0.1, 0.2, \dots, 1]$ by changing the configurations of each layer, such as kernel size, padding, and number of output filters. $\mathbb{T} : \mathcal{S} \times \mathcal{A} \rightarrow \mathcal{S}$ is the state transition function. γ is the discount factor in MDP. To maintain the equal contribution for each reward, we set γ to 1. r is the reward function. The reward of final state in [1] achieves a balance between tracking accuracy and compression rate, which is defined as follows:

$$R = C(2 - C) \cdot \frac{\text{acc}_s}{\text{acc}_t}, \quad (6)$$

where $C = 1 - \frac{S_s}{S_t}$ is the relative compression rate of a student network with size S_s compared to a teacher with size S_t . acc_s and acc_t are the validation accuracies of the student

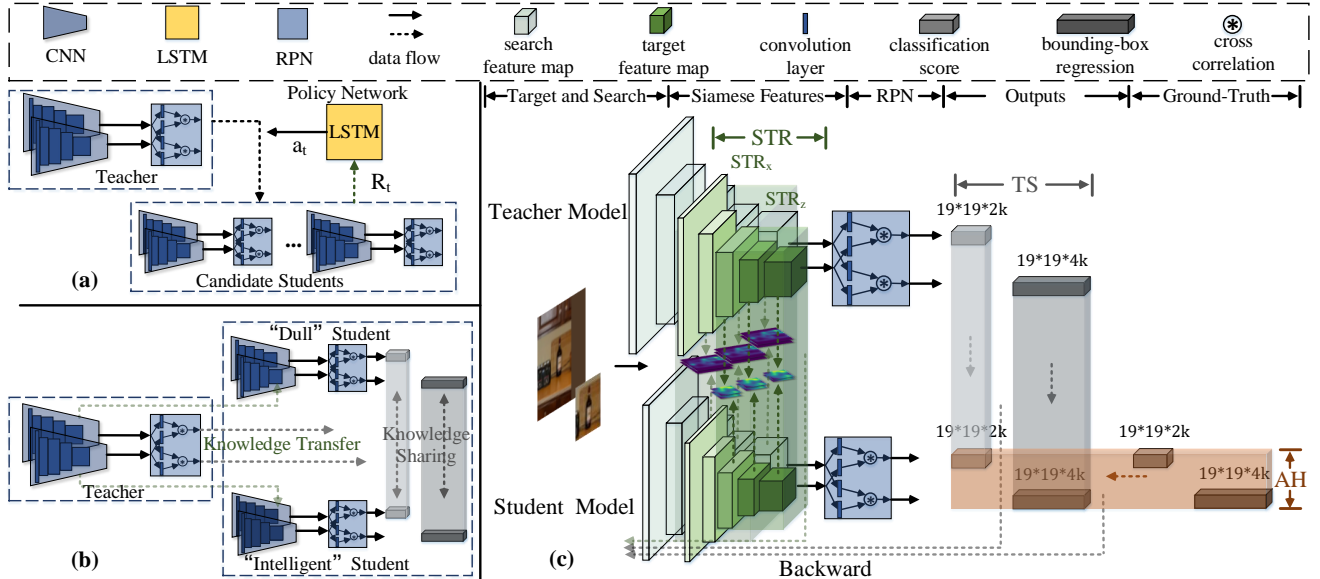


Figure 2. **Illustration of the proposed framework of Distilled Siamese Trackers (DST).** (a) “Dull” student selection via DRL: at each step t , a policy network guides the generation of candidate students via action a_t and then updates according to reward R_t . (b) Simplified schematization of our teacher-students knowledge distillation (TSsKD) model, where the teacher transfers knowledge to students, while students share knowledge with each other. (c) Detailed flow chart of teacher-student knowledge transfer with STR, TS and AH loss.

and teacher networks. We propose to define a new metric of accuracy for tracking by selecting the top- N proposals with the highest confidence and calculating their overlaps with the ground-truth boxes for M image pairs in validation set:

$$\text{acc} = \sum_{i=1}^M \sum_{j=1}^N o(g_i, p_{ij}), \quad (7)$$

where p_{ij} ($j \in [1, 2, \dots, N]$) denotes the j -th proposal of the i -th image pair, g_i is the corresponding ground-truth and o is the overlap function. At each step, the policy network outputs N_a actions and the reward is defined as the average reward of generated students:

$$R_t = \frac{1}{N_a} \sum_{i=1}^{N_a} R_{t_i}. \quad (8)$$

Given a policy network θ and the predefined MDP, we use the REINFORCE method [45] to optimize the policy and finally obtain the optimal policy $\pi_\theta: \mathcal{S} \rightarrow \mathcal{A}$ and reduced student network. All the training processes in this section are based on a small dataset selected from the whole dataset, considering the time cost.

4.2. Teacher-Students Knowledge Distillation

After the network selection, we obtain a “dull” student network with poor comprehension due to small model size. To pursue more intensive knowledge distillation and promising tracking performance, we propose a Teacher-Students Knowledge Distillation (TSsKD) model. It encourages teacher-student knowledge transfer as well as mutual learning between students that serves as more flexible and appropriate guidance. In §4.2.1, we elaborate the teacher-student knowledge transfer (distillation) model. Then, in §4.2.2, we describe the student-student knowledge

sharing strategy. Finally, in §4.2.3, we provide a theoretical analysis to prove the effectiveness of our TSsKD model.

4.2.1 Teacher-Student Knowledge Transfer

In the teacher-student knowledge transfer model, we propose a novel transfer loss to capture the knowledge in teacher networks. It contains three components: Teacher Soft (TS) loss, Adaptive Hard (AH) loss, and Siamese Target Response (STR) loss. The first two allow the student to mimic the outputs of the teacher network, such as the logits [19] in the classification model. These two losses can be seen as a variant of KD methods [19, 5], which are used to extract dark knowledge from teacher networks. The last loss is for the middle feature maps and leads students to pay attention to the same regions of interest as the teacher. This provides middle-level semantic hints to the student. Our knowledge transfer loss includes both classification and regression parts and can be incorporated into other networks by deleting the corresponding part.

Teacher Soft (TS) Loss: We set C_s and B_s as the student’s classification and bounding box regression outputs, respectively. In order to incorporate the dark knowledge that regularizes students by placing emphasis on the relationships learned by the teacher network across all the outputs, we need to ‘soften’ the output of classification. We set $P_t = \text{softmax}(C_t/\text{temp})$, where temp is a temperature parameter to obtain a soft distribution [19]. Similarly, $P_s = \text{softmax}(C_s/\text{temp})$. Then, we give the TS loss for knowledge distillation as follows:

$$L^{\text{TS}} = L_{\text{cls}}^{\text{TS}}(P_s, P_t) + L_{\text{reg}}^{\text{TS}}(B_s, B_t), \quad (9)$$

where $L_{cls}^{TS} = \text{KL}(P_s, P_t)$ is a Kullback Leibler (KL) divergence loss on soft outputs of the teacher and student. L_{reg}^{TS} is the original regression loss of the tracking network.

Adaptive Hard (AH) Loss: To make full use of the ground truth G , we combine the outputs of the teacher network with the original hard loss of the student network. For regression loss, we employ a modified *teacher bounded regression loss* [5], which is defined as:

$$L_{reg}^{AH}(B_s, B_t, G_{reg}) = \begin{cases} L_r(B_s, g), & \text{if } gap < m, \\ 0, & \text{otherwise.} \end{cases} \quad (10)$$

where $gap = L_r(B_t, G_{reg}) - L_r(B_s, G_{reg})$ is the gap between the student's and the teacher's loss (here it's L_r , the regression loss of the tracking network) with the ground-truth. m is a margin.

This loss will keep the student regression vector close to the ground-truth when its quality is worse than the teacher. However, once it outperforms the teacher network, we stop offer loss for the student to avoid over-fitting. Added with the student's original classification loss, our AH loss is defined as follows:

$$L^{AH} = L_{cls}^{AH}(C_s, G_{cls}) + L_{reg}^{AH}(B_s, B_t, G_{reg}). \quad (11)$$

Siamese Target Response (STR) learning : To lead a tracker to concentrate on the same target with a teacher, we propose a background-suppression Siamese Target Response (STR) learning method in our framework. Based on the assumption that the activation of a hidden neuron can indicate its importance for a specific input, we transfer the semantic interest of a teacher onto a student by forcing it to mimic the teacher's response map. We gather the features' responses of different channels into a response map by a mapping function $F: \mathbb{R}^{C \times H \times W} \rightarrow \mathbb{R}^{H \times W}$, which outputs a 2D response map with 3D feature maps provided. We use:

$$F(U) = \sum_{i=1}^C |U_i|, \quad (12)$$

where $U_i \in \mathbb{R}^{H \times W}$ is the i th channel of a spacial feature map, and $|\cdot|$ represents the absolute values of a matrix. In this way, we squeeze the responses of different channels into a single response map.

Siamese trackers has two weight-sharing branches with different inputs: a target patch and a larger search region. To learn the target responses of both branches, we combine their learning process. Since we found that the surrounding noise in search region's response will disturb the response learning of the other branch with the existence of distractors, we set a weight on the search region's feature maps. The following multi-layer response learning loss is defined:

$$L^{STR} = L_x^{STR} + L_z^{STR}, \quad (13)$$

$$L_x^{STR} = \sum_{j \in \tau} \|F(W_S^j Q_{S_x}^j) - F(W_T^j Q_{T_x}^j)\|_2, \quad (14)$$

$$L_z^{STR} = \sum_{j \in \tau} \|F(Q_{S_z}^j) - F(Q_{T_z}^j)\|_2, \quad (15)$$

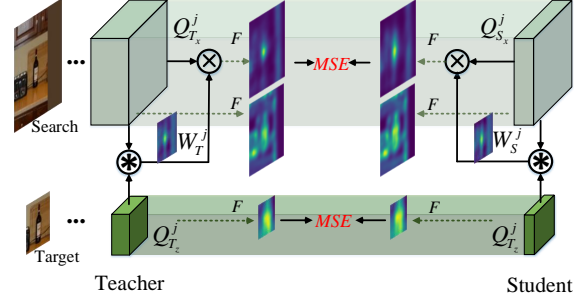


Figure 3. **Illustration of our Siamese Target Response (STR) learning.** Take one layer as an example. For the target branch, feature maps are directly transformed into 2D activation maps. For the search branch, weights (W_T^j and W_S^j) are calculated by conducting a cross-correlation operation on two branches' feature maps and then multiplied by the search feature map.

where τ is the set of layers' indices conduct. $Q_{T_x}^j$ and $Q_{T_z}^j$ denote the teacher's feature map of layer j on the search and target branch, respectively. $W_T^j = Q_{T_x}^j \star Q_{T_z}^j$ is the weight on the teachers' j th feature map. Student variables are defined in the same way.

By introducing this weight, which rearranges the importance of different areas in the search region according to their similarities with the target, response activation is concentrated on the target. This keeps the response maps of the two branches consistent and enhances the effect of response learning. An example of our multi-layer Siamese target response learning is shown in Fig. 3. The comparison of response maps with and without weights shows that the surrounding noise is suppressed effectively.

By combining the above three types of losses, the overall loss for transferring knowledge from a teacher to a student is defined as follows:

$$L^{KT} = L^{TS} + \lambda L^{AH} + \omega L^{STR}. \quad (16)$$

4.2.2 Student-Student Knowledge Sharing

Based on our teacher-student distillation model, we propose a student-student knowledge sharing mechanism to further narrow the gap between the teacher and the "dull" student. As an "intelligent" student with a larger model size usually learns and performs better (due to its better comprehension), sharing its knowledge is able to inspire the "dull" one to develop a more in-depth understanding. On the other side, the "dull" one can do better in some cases and provide some helpful knowledge too.

We take two students as an example and denote them as a "dull" student s1 and an "intelligent" student s2. For a proposal d_i in Siamese trackers, assume that the predicted probabilities of being target by s1 and s2 are $p_1(d_i)$ and $p_2(d_i)$, respectively. The predicted bounding-box regression values are $r_1(d_i)$ and $r_2(d_i)$. To improve the learning effect of s1, we obtain the knowledge shared from s2 by using the its prediction as prior knowledge. The KL Divergence is used to quantify the consistency of N proposals'

classification probabilities:

$$L_{\text{cls}}^{\text{KS}}(s1||s2) = \sum_{i=1}^N (p_1(d_i) \log \frac{p_1(d_i)}{p_2(d_i)} + q_1(d_i) \log \frac{q_1(d_i)}{q_2(d_i)}), \quad (17)$$

where $q_1(d_i)$ and $q_2(d_i)$ are probabilities of background. For regression, we use smooth L_1 loss:

$$L_{\text{reg}}^{\text{KS}}(s1||s2) = \sum_{i=1}^N L_1(r_1(d_i) - r_2(d_i)). \quad (18)$$

The knowledge sharing loss for $s1$ can be defined as:

$$L^{\text{KS}}(s1||s2) = L_{\text{cls}}^{\text{KS}}(s1||s2) + L_{\text{reg}}^{\text{KS}}(s1||s2). \quad (19)$$

Combined with the knowledge transfer loss, our final objective functions for $s1$ and $s2$ are as follows:

$$L_{s1}^{\text{KD}} = L_{s1}^{\text{KT}} + \sigma(s1) L^{\text{KS}}(s1||s2), \quad (20)$$

$$L_{s2}^{\text{KD}} = L_{s2}^{\text{KT}} + \beta \cdot \sigma(s2) L^{\text{KS}}(s2||s1), \quad (21)$$

where β is a discount factor on account of the two students' different reliability, and σ denotes the weight of knowledge sharing. Considering the "dull" student's worse performance, we set $\beta \in (0, 1)$. To filter the reliable knowledge for sharing, for L_{s1}^{KD} , we set a condition on σ :

$$\sigma(s1) = \begin{cases} f(e) & \text{if } L^{\text{GT}}(s1) - L^{\text{GT}}(t) < h, \\ 0 & \text{otherwise.} \end{cases} \quad (22)$$

Here, $L^{\text{GT}}(s1)$, $L^{\text{GT}}(t)$ are the losses for $s1$ and teacher, with ground-truth. h is their gap constraint. $f(e)$ is a function decreasing geometrically with current epoch e . For L_{s2}^{KD} , a similar condition exists.

To train the two students simultaneously, the final loss for our TSsKD is:

$$L^{\text{KD}} = L_{s1}^{\text{KD}} + L_{s2}^{\text{KD}}. \quad (23)$$

4.2.3 Why Does TSsKD Work?

According to the VC theory [40, 28], the learning process can be regarded as a statistical procedure. Given n data, a student function f_s belonging to a function class \mathcal{F}_s , and a real (ground-truth) target function $f_r \in \mathcal{F}_r$, the task (classification or regression) error of learning from scratch without KD (NOKD) can be decomposed as:

$$\mathcal{R}(f_s) - \mathcal{R}(f_r) \leq O\left(\frac{|\mathcal{F}_s|_C}{n^{\alpha_{sr}}}\right) + \epsilon_{sr}, \quad (24)$$

where the $\mathcal{R}(\cdot)$, $O(\cdot)$ and ϵ_{sr} are the expected, estimation and approximation error, respectively. $|\cdot|_C$ presents an appropriate function class capacity measure. $\alpha_{sr} \in (0.5, 1)$ is the *learning rate* measuring the difficulty of a learning problem *i.e.* small values present difficult cases while large values indicate easy problems. Setting $f_t \in \mathcal{F}_t$ as the teacher function, the error of f_s with KD is defined as:

$$\mathcal{R}(f_s) - \mathcal{R}(f_t) + \mathcal{R}(f_t) - \mathcal{R}(f_r) \quad (25)$$

$$\leq O\left(\frac{|\mathcal{F}_s|_C}{n^{\alpha_{st}}}\right) + \epsilon_{st} + O\left(\frac{|\mathcal{F}_t|_C}{n^{\alpha_{tr}}}\right) + \epsilon_{tr} \quad (26)$$

$$\leq O\left(\frac{|\mathcal{F}_s|_C + |\mathcal{F}_t|_C}{n^{\alpha_{st}}}\right) + \epsilon_{st} + \epsilon_{tr}, \quad (27)$$

where (25) \leq (26) because $\alpha_{st} \leq \alpha_{tr}$ (an assumption in [28]). Moreover, Lopez *et al.* [28] made more reasonable assumptions for (26) \leq (24) to prove that KD outperforms NOKD. For instance, $|\mathcal{F}_t|_C$ is small, $\alpha_{sr} < \alpha_{st}$, and $\epsilon_{sr} \gg \epsilon_{st} + \epsilon_{tr}$.

To analyze our TSsKD model, we first focus on the "dull" student denoted as $f_{s'}$. Assume $f_{s'}$ also belongs to \mathcal{F}_s (the same network as f_s) but is selected (trained) by different methods from f_s . Then, we can obtain the error upper bound of $f_{s'}$ with our TSsKD:

$$O\left(\frac{|\mathcal{F}_s|_C + |\mathcal{F}_t|_C}{n^{\alpha_{s't}}}\right) + \epsilon_{s't} + \epsilon_{tr}. \quad (28)$$

To prove that our TSsKD outperforms KD, (28) \leq (26) should hold. Thus, we also make two reasonable assumptions: $\alpha_{s't} \geq \alpha_{st}$, and $\epsilon_{s't} \leq \epsilon_{st}$. Recalling Eq. (20), the objective function of one student, we can find that the first item is a KD loss offering the same information, while the second item provides additional information. We use a condition function σ to filter out noisy information to capture reliable information. We believe that the $\alpha_{s't} \geq \alpha_{st}$ is a general situation since more reliable information should allow for faster learning. In addition, more information also enhances the generalization of the network to decrease the approximation error, *i.e.* $\epsilon_{s't} \leq \epsilon_{st}$. The above analysis is also suitable for other students since even the "dull" student can do better in some cases. Thus, our TSsKD can improve the performance of all students.

5. Experiments

To demonstrate the effectiveness of proposed method, we conduct experiments on SiamFC [3]), SiamRPN [25] (VOT version as in [24]) and SiamRPN++ [24]. For simple Siamese trackers (SiamRPN [25] and SiamFC [3]), since there are no smaller classic hand-craft structure, we first search and then train a proper "dull" student via our framework. We evaluate the distilled trackers on several benchmarks and give an ablation study (from §5.1 to §5.4). Furthermore, to validate our TSsKD on well-designed hand-craft structures, we distilled SiamRPN++ trackers with different backbones (§5.5). All the experiments are implemented using PyTorch with an Intel i7 CPU and four Nvidia GTX 1080ti GPUs.

5.1. Implementation Details

N2N Setting. In the "dull" student selection experiment, an LSTM is employed as the policy network. A small representative dataset (about 10,000 image pairs) is created by selecting images uniformly for several classes in the whole dataset of the corresponding tracker. The policy network is updated for 50 steps. In each step, three reduced networks are generated and trained from scratch for 10 epochs on the small dataset. We observe heuristically that this is sufficient to compare performance. Both SiamRPN and SiamFC use the same settings.

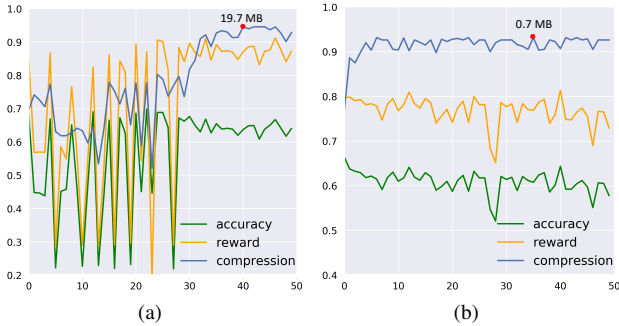


Figure 4. “Dull” student selection on (a) SiamRPN and (b) SiamFC. Reward, accuracy, compression (relative compression rate C in Eq. 6) vs Iteration.

	L^{AH}	L^{TS}	L^{STR}	L^{KS}
SiamFC	logistic	KL	MSE	KL
SiamRPN	cross-entropy+bounded	$KL+L_1$	MSE	$KL+L_1$

Table 1. Losses used in the knowledge transfer stage. MSE, L_1 and KL represent Mean-Square-Error loss, smooth l_1 loss and Kullback Leibler Divergence loss, respectively

Training Datasets. For SiamRPN, same with teacher in [21], we pre-process four datasets: ImageNet VID [35], YouTube-BoundingBoxes [32], COCO [27] and ImageNet Detection [35], to generate about two million image pairs with 127 pixels for target patches and 271 pixels for search regions. SiamFC is trained on ImageNet VID [35] with 127 pixels and 255 pixels for two inputs, respectively, which is consistent with [3].

Optimization. During the teacher-students knowledge distillation, “intelligent” students are generated by halving the convolutional channels of both teachers. SiamRPN’s student networks are warmed up by training with the ground-truth for 10 epochs and then trained for 50 epochs with the learning rate exponentially decreasing from 10^{-2} to 10^{-4} . Same with the teacher, SiamFC’s student networks are trained for 30 epochs with a learning rate of 10^{-2} . All the losses used in the experiments are reported in Table 1. The other hyperparameters are set to: $m = 0.005$, $\lambda = 0.1$, $\omega = 100$, $temp = 1$, $h = 0.005$ and $\beta = 0.5$.

5.2. Evaluations of “Dull” Student Selection

In Fig. 6(a), many inappropriate SiamRPN-like networks are generated and cause very unstable accuracies and rewards in the top 30 iterations. After 5 iterations, the policy network gradually converges and finally achieves a high compression rate. On the other side, the policy network converges quickly after several iterations on SiamFC due to its simple architecture (See Fig. 6(b)). The compression results show that our method is able to generate an optimal architecture regardless of the teacher’s complexity. Finally, two reduced models of size 19.7 MB and 0.7 MB for SiamRPN (361.8 MB) and SiamFC (9.4 MB) are generated.

5.3. Benchmark Results

Results on OTB-100. On the OTB-100 benchmark [47], we compare our DSTrpn (SiamRPN as teacher) and DSTfc

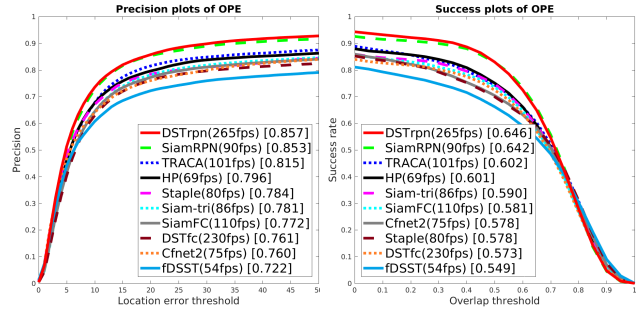


Figure 5. Precision and success plots with AUC for OPE on the OTB-100 benchmark [47].

(SiamFC as teacher) trackers with various recent fast trackers (more than 50 FPS), including the teacher networks SiamRPN [25] and SiamFC [3], Siam-tri [12], TRACA [6], HP [13], Cfnet2 [39], and fDSST [10]. The evaluation metrics include both precision and success plots in one pass evaluation (OPE) [47], where ranks are sorted using precision scores with center error less than 20 pixels and Area-Under-the-Curve (AUC), respectively. In Fig. 5, our DSTrpn outperforms all the other trackers in terms of precision and success plots. As for speed, DSTrpn runs at an extremely high speed of 265 FPS, which is nearly $3\times$ faster than the SiamRPN (90 FPS) and obtains the same (even slightly better) precision and AUC scores. DSTfc runs more than $2\times$ faster than SiamFC with comparable performance.

Results on DTB. We benchmark our method on the Drone Tracking Benchmark (DTB) [26] including 70 videos captured by drone cameras. We compare SiamRPN, recent Siamese works such as HP [13], and the trackers evaluated in DTB, including DAT [31], HOGLR [42], SODLT [41], DSST [9], MDNet [30], MEEM [49], and SRDCF [11]. The evaluation metrics include Distance Precision (DP) at a threshold of 20 pixels, Overlap Precision (OP) at an overlap threshold of 0.5, and the AUC. As shown in Table 2, DSTrpn performs best in terms of DP and OP. For AUC, DSTrpn ranks first (0.5557) and significantly outperforms SiamFC (0.4797). Compared with the SiamRPN, our DSTrpn surpasses it in terms of both AUC and OP, while even achieving a 3.6% improvement on DP, considering that our model size is just 1/18 of the teacher SiamRPN. DSTfc outperforms SiamFC in terms of all three criterias too.

Results on VOT2019, LaSOT and TrackingNet. We also do extensive experiments on challenging and large-scale datasets such as VOT2019 [22], LaSOT [14] and TrackingNet [29] to evaluate the generalization of our method. We compare DaSiamRPN [52], ECO [8] MDNet [30], and our baselines: SiamRPN [21] and SiamFC [3]. As shown in Table 3, the model size of our DSTrpn (or DSTfc) is further smaller than its teacher model SiamRPN (or SiamFC), while the AUC scores on two large-scale datasets are very close to the teacher model. Notice that, our DSTrpn achieves better performance than DaSiamRPN in both two

	DSTrpn	DSTfc	SiamRPN [25]	SiamFC [3]	HP [13]	DAT[31]	HOGLR [42]	SODLT [41]	DSST[9]	MDNet [30]	MEEM [49]	SRDCF [11]
DP	0.7965	0.7486	0.7602	0.7226	0.6959	0.4237	0.4638	0.5488	0.4037	0.6916	0.5828	0.4969
OP	0.6927	0.5741	0.6827	0.5681	0.5775	0.2650	0.3057	0.4038	0.2706	0.5328	0.3357	0.3723
AUC	0.5557	0.4909	0.5502	0.4797	0.4721	0.2652	0.3084	0.3640	0.2644	0.4559	0.3649	0.3390

Table 2. Evaluation on DTB [26] by Distance Precision (DP), Overlap Precision (OP) and Area-Under-the-Curve (AUC). The first, second and third best scores are highlighted in color.

	VOT 2019			LaSOT		TrackingNet		FPS
	EAO	A	R	AUC	P_{norm}	AUC	P	
ECO [8]	/	/	/	0.324	0.338	0.554	0.492	8
MDNet [30]	/	/	/	0.397	0.460	0.606	0.565	1
DaSiamRPN [52]	/	/	/	0.415	0.496	0.638	0.591	160
SiamRPN [25]	0.272	0.582	0.527	0.457	0.544	0.675	0.622	90
SiamFC [3]	0.183	0.511	0.923	0.343	0.420	0.573	0.52	110
DSTrpn	0.247	0.552	0.637	0.434	0.513	0.649	0.589	265
DSTfc	0.182	0.504	0.923	0.340	0.408	0.562	0.512	230

Table 3. Results comparison on VOT2019 [22] in terms of EAO, A (Accuracy) and R (Robustness), LaSOT [14] and TrackingNet [29] in terms of AUC, P (precision) and P_{norm} (normalized precision).

		GT	AH	TS	STR	Precision	AUC
SiamRPN	Student1	✓				0.638	0.429
				✓		0.796	0.586
		✓		✓		0.795	0.579
			✓	✓		0.800	0.591
				✓	✓	0.811	0.608
		✓		✓	✓	0.812	0.606
		✓	✓	✓	0.825	0.624	
	Teacher	/	/	/	/	0.853	0.643
SiamFC	Student1	✓				0.707	0.523
				✓		0.711	0.535
		✓		✓		0.710	0.531
				✓	✓	0.742	0.548
	✓		✓	✓	0.741	0.557	
	Teacher	/	/	/	/	0.772	0.581

Table 4. Ablation study: results for different combinations of GT, TS, AH and STR in terms of precision and AUC on OTB-100 [47].

datasets while maintaining smaller model size and not using distractor-aware module. These datasets further demonstrate the robustness of the distilled trackers.

5.4. Ablation Study

Knowledge Transfer Components. The teacher-student knowledge transfer consists of three components: (i) AH loss, (ii) TS loss, and (iii) STR loss. We conduct an extensive ablation study by implementing a number of variants using different combinations, including (1) GT: simply using hard labels, (2) TS, (3) GT+TS, (4) AH+TS, (5) TS+STR, (6) GT+TS+STR, and (7) AH+TS+STR (the full knowledge transfer method). Table 4 shows our results on SiamFC and SiamRPN. For SiamRPN, we can see that the GT without any proposed loss degrades dramatically compared with teacher, due to no pre-trained backbone. When using TS loss to train student, we observe a significant improvement in terms of precision (15.8%) and AUC (15.7%). However, directly combining GT and TS (GT+TS) could be suboptimal due to over-fitting. By replacing GT with AH, AH+TS further boosts the performance for two metrics. Finally, by adding the STR loss, the model (AH+TS+STR) is able to close the gap between the teacher and student, outperforming other variants. SiamFC only employs classification loss, so GT is equal to AH and we use GT here. Re-

		NOKD	TSKD	TSsKD	Size	FPS
SiamRPN	Student1	0.429	0.624	0.646	19.7M	265
	Student2	0.630	0.641	0.644	90.6M	160
	Teacher	0.642	/	/	361.8M	90
SiamFC	Student1	0.523	0.557	0.573	0.7M	230
	Student2	0.566	0.576	0.579	2.4M	165
	Teacher	0.581	/	/	9.4M	110

Table 5. Ablation experiments of different learning mechanisms: NOKD, KD, TSsKD in terms of AUC on OTB-100 [47].

sults show that the gaps are narrower than SiamRPN but improvements are still obvious. These results clearly demonstrate the effectiveness of each component.

Different Learning Mechanisms. To evaluate our TSsKD model, we also conduct an ablation study on different learning mechanisms: (i) NOKD: train with hard labels, (ii) TSKD: our tracking-specific teacher-student knowledge distillation (transfer) and (iii) TSsKD. “Student1” and “Student2” represent “dull” and “intelligent” student, respectively. Students are trained following different paradigms and results can be seen in Table 5. With KD, all students are improved. Moreover, with the knowledge sharing in our TSsKD, the “dull” SiamRPN student gets a performance improvement of 2.2% in terms of AUC. The “dull” SiamFC student gets a 1.6% improvement. On the other side, the “intelligent” SiamRPN and SiamFC students get slight improvements (0.3%) as well. Fusing the knowledge from teacher, ground-truth and “intelligent” student, the “dull” SiamRPN student obtains the best performance.

	VOT 2019			LaSOT		TrackingNet		FPS
	EAO	A	R	AUC	P_{norm}	AUC	P	
SiamRPN++BIG	0.302	0.609	0.477	0.509	0.594	0.715	0.669	26
SiamRPN++r50 (w/o)	0.285	0.599	0.482	0.475	0.572	0.692	0.654	35
SiamRPN++r18 (w/o)	0.255	0.586	0.552	0.443	0.520	0.672	0.617	75
SiamRPN++r50 (w)	0.288	0.603	0.487	0.481	0.579	0.699	0.657	35
SiamRPN++r18 (w)	0.271	0.588	0.517	0.465	0.544	0.676	0.623	75

Table 6. Results of different trackers trained with(w)/without(w/o) TSsKD on several benchmarks. “r50” and “r18” denote trackers using ResNet50 and ResNet18 as backbone respectively.

5.5. Experiments on hand-craft models

In this part, we first train a improved tracker called SiamRPN++BIG which has four times more channels in RPN than SiamRPN++ as teacher. Then, SiamRPN++ with ResNet50 [18] and ResNet18 [18] as backbone are trained simultaneously as students in our TSsKD. All training settings are the same with those in [24]. Results in the Table 6 show that our TSsKD can further improve the SOTA SiamRPN++. More detailed discussion can be seen in the supplementary material.

6. Conclusion

This paper proposed a new framework of Distilled Siamese Trackers (DST) to learn small, fast yet accuracy

trackers from larger Siamese Trackers. This framework is built upon a TSsKD model including two kinds of knowledge transfer styles: 1) knowledge transfer from teacher to students by a tracking-specific distillation strategy; 2) mutual learning between students in a knowledge sharing manner. The theoretical analysis and extensive empirical evaluations have clearly demonstrated the generality and effectiveness of the proposed DST. Specifically, for the SOTA SiamRPN, the distilled tracker also achieved a high compression rate, ran at an extremely high speed, and obtained similar performance as the teacher. Thus, we believe such a distillation method can be used for improving many SOTA deep trackers towards practical tracking tasks.

7. Appendix

7.1. Details of DRL

In the “dull” student selection stage, we use a policy gradient algorithm to optimize our policy network step by step. With the parameters of the policy network denoted as θ , our objective function is the expected reward over all the action sequences $a_{1:T}$:

$$J(\theta) = E_{a_{1:T} \sim P_\theta}(\mathbf{R}). \quad (29)$$

To calculate the gradient of our policy network, we use REINFORCE [45] in our experiment. Given the hidden state h_t , the gradient is formulated as:

$$\begin{aligned} \nabla_\theta J(\theta) &= \nabla_\theta E_{a_{1:T} \sim P_\theta}(\mathbf{R}) \\ &= \sum_{t=1}^T E_{a_{1:T} \sim P_\theta} [\nabla_\theta \log P_\theta(a_t | a_{1:(t-1)}) R_t] \quad (30) \\ &\approx \sum_{t=1}^T [\nabla_\theta \log P_\theta(a_t | h_t)] \frac{1}{N_a} \sum_{i=1}^{N_a} R_{t_i}, \end{aligned}$$

where $P_\theta(a_t | h_t)$ is the probability of actions controlled by the current policy network with hidden state h_t . R_{t_i} is the reward of the current k -th student model at step t . Furthermore, in order to reduce the high variance of estimated gradients, a state-independent baseline b is introduced:

$$b = \frac{1}{N_a \cdot T} \sum_{t=1}^T \sum_{i=1}^{N_a} R_{t_i}. \quad (31)$$

It denotes an exponential moving average of previous rewards. Finally, our policy gradient is calculated as:

$$\nabla_\theta J(\theta) \approx \sum_{t=1}^T [\nabla_\theta \log P_\theta(a_t | h_t)] \left(\frac{1}{N_a} \sum_{i=1}^{N_a} R_{t_i} - b \right), \quad (32)$$

7.2. Extension to More Students

Our TSsKD model can be naturally extended to more students. Given n students s_1, s_2, \dots, s_n , the objective function for s_i is as follows:

$$L_{s_i}^{\text{KD}} = L_{s_i}^{\text{KT}} + \frac{1}{n} \sum_{j=1}^n \beta_{ij} \sigma(s_1) L^{\text{KS}}(s_i || s_j). \quad (33)$$

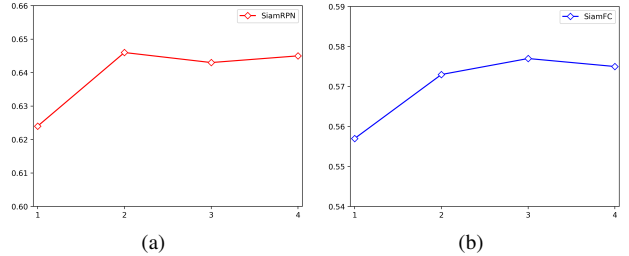


Figure 6. Performance of (a) DSTrpn and (b) DSTfc on OTB-100 [47] with different numbers of students in terms of AUC.

Here β_{ij} is the discount factor between s_i and s_j considering their different reliability. For example, in our case with two students in the paper, $\beta_{12} = 1$ and $\beta_{21} = 0.5$. We conduct an experiment on different student numbers and obtain a result reported in Fig. 6. Students are generated by reducing the number of convolutional channels to a scale (0.4, 0.45, 0.5, 0.55). In our case, since our “dull” students achieve performance close to the teacher with one “intelligent” student, more students don’t bring significant improvements.

References

- [1] Anubhav Ashok, Nicholas Rhinehart, Fares Beainy, and Kris M Kitani. N2n learning: network to network compression via policy gradient reinforcement learning. In *ICLR*, 2018.
- [2] Jimmy Ba and Rich Caruana. Do deep nets really need to be deep? In *NIPS*, 2014.
- [3] Luca Bertinetto, Jack Valmadre, João F Henriques, Andrea Vedaldi, and Philip HS Torr. Fully-convolutional siamese networks for object tracking. In *ECCV Workshop*, 2016.
- [4] Cristian Bucilu, Rich Caruana, and Alexandru Niculescu-Mizil. Model compression. In *SIGKDD*, 2006.
- [5] Guobin Chen, Wongun Choi, Xiang Yu, Tony Han, and Manmohan Chandraker. Learning efficient object detection models with knowledge distillation. In *NIPS*, 2017.
- [6] Jongwon Choi, Hyung Jin Chang, Tobias Fischer, Sangdoon Yun, Kyuewang Lee, Jiyeoup Jeong, Yiannis Demiris, and Jin Young Choi. Context-aware deep feature compression for high-speed visual tracking. In *CVPR*, 2018.
- [7] Wojciech M Czarnecki, Simon Osindero, Max Jaderberg, Grzegorz Swirszcz, and Razvan Pascanu. Sobolev training for neural networks. In *NIPS*, 2017.
- [8] Martin Danelljan, Goutam Bhat, Fahad Shahbaz Khan, Michael Felsberg, et al. Eco: Efficient convolution operators for tracking. In *CVPR*, page 3, 2017.
- [9] Martin Danelljan, Gustav Häger, Fahad Khan, and Michael Felsberg. Accurate scale estimation for robust visual tracking. In *BMVC*, 2014.
- [10] Martin Danelljan, Gustav Häger, Fahad Shahbaz Khan, and Michael Felsberg. Discriminative scale space tracking. *IEEE TPAMI*, 39(8):1561–1575, 2017.

- [11] Martin Danelljan, Gustav Hager, Fahad Shahbaz Khan, and Michael Felsberg. Learning spatially regularized correlation filters for visual tracking. In *ICCV*, 2015.
- [12] Xingping Dong and Jianbing Shen. Triplet loss in siamese network for object tracking. In *ECCV*, 2018.
- [13] Xingping Dong, Jianbing Shen, Wenguan Wang, Yu Liu, Ling Shao, and Fatih Porikli. Hyperparameter optimization for tracking with continuous deep q-learning. In *CVPR*, 2018.
- [14] Heng Fan, Liting Lin, Fan Yang, Peng Chu, Ge Deng, Sijia Yu, Hexin Bai, Yong Xu, Chunyuan Liao, and Haibin Ling. Lasot: A high-quality benchmark for large-scale single object tracking. In *CVPR*, pages 5374–5383, 2019.
- [15] Tommaso Furlanello, Zachary C Lipton, Michael Tschanen, Laurent Itti, and Anima Anandkumar. Born again neural networks. In *ICML*, 2018.
- [16] Qing Guo, Wei Feng, Ce Zhou, Rui Huang, Liang Wan, and Song Wang. Learning dynamic siamese network for visual object tracking. In *ICCV*, 2017.
- [17] Anfeng He, Chong Luo, Xinmei Tian, and Wenjun Zeng. A twofold siamese network for real-time object tracking. In *CVPR*, 2018.
- [18] Kaiming He, Xiangyu Zhang, Shaoqing Ren, and Jian Sun. Deep residual learning for image recognition. In *CVPR*, pages 770–778, 2016.
- [19] Geoffrey Hinton, Oriol Vinyals, and Jeff Dean. Distilling the knowledge in a neural network. In *NIPS Workshop*, 2014.
- [20] Chen Huang, Simon Lucey, and Deva Ramanan. Learning policies for adaptive tracking with deep feature cascades. In *ICCV*, 2017.
- [21] Matej Kristan, Ales Leonardis, Jiri Matas, Michael Felsberg, Roman Pfugfelder, Luka Cehovin Zajc, Tomas Vojir, Goutam Bhat, Alan Lukezic, Abdelrahman Eldesokey, Gustavo Fernandez, and et al. The sixth visual object tracking vot2018 challenge results. In *ECCV workshop*, 2018.
- [22] Matej Kristan, Ales Leonardis, Jiri Matas, Michael Felsberg, Roman Pfugfelder, Luka Cehovin Zajc, Tomas Vojir, Goutam Bhat, Alan Lukezic, Abdelrahman Eldesokey, Gustavo Fernandez, and et al. The seventh visual object tracking vot2019 challenge results. In *ICCV workshop*, 2019.
- [23] Alex Krizhevsky, Ilya Sutskever, and Geoffrey E Hinton. Imagenet classification with deep convolutional neural networks. In *NIPS*, 2012.
- [24] Bo Li, Wei Wu, Qiang Wang, Fangyi Zhang, Junliang Xing, and Junjie Yan. Siamrpn++: Evolution of siamese visual tracking with very deep networks. In *CVPR*, pages 4282–4291, 2019.
- [25] Bo Li, Junjie Yan, Wei Wu, Zheng Zhu, and Xiaolin Hu. High performance visual tracking with siamese region proposal network. In *CVPR*, 2018.
- [26] Siyi Li and Dit-Yan Yeung. Visual object tracking for unmanned aerial vehicles: A benchmark and new motion models. In *AAAI*, 2017.
- [27] Tsung-Yi Lin, Michael Maire, Serge Belongie, James Hays, Pietro Perona, Deva Ramanan, Piotr Dollár, and C Lawrence Zitnick. Microsoft coco: Common objects in context. In *ECCV*, 2014.
- [28] David Lopez-Paz, Léon Bottou, Bernhard Schölkopf, and Vladimir Vapnik. Unifying distillation and privileged information. In *ICLR*, 2016.
- [29] Matthias Muller, Adel Bibi, Silvio Giancola, Salman Alsubaihi, and Bernard Ghanem. Trackingnet: A large-scale dataset and benchmark for object tracking in the wild. In *ECCV*, pages 300–317, 2018.
- [30] Hyeonseob Nam and Bohyung Han. Learning multi-domain convolutional neural networks for visual tracking. In *CVPR*, 2016.
- [31] Horst Possegger, Thomas Mauthner, and Horst Bischof. In defense of color-based model-free tracking. In *CVPR*, pages 2113–2120, 2015.
- [32] Esteban Real, Jonathon Shlens, Stefano Mazzocchi, Xin Pan, and Vincent Vanhoucke. Youtube-boundingboxes: A large high-precision human-annotated data set for object detection in video. In *CVPR*, 2017.
- [33] Shaoqing Ren, Kaiming He, Ross Girshick, and Jian Sun. Faster r-cnn: Towards real-time object detection with region proposal networks. In *NIPS*, 2015.
- [34] Adriana Romero, Nicolas Ballas, Samira Ebrahimi Kahou, Antoine Chassang, Carlo Gatta, and Yoshua Bengio. Fitnets: Hints for thin deep nets. *arXiv preprint arXiv:1412.6550*, 2014.
- [35] Olga Russakovsky, Jia Deng, Hao Su, Jonathan Krause, Sanjeev Satheesh, Sean Ma, Zhiheng Huang, Andrej Karpathy, Aditya Khosla, Michael Bernstein, Alexander C. Berg, and Li Fei-Fei. ImageNet Large Scale Visual Recognition Challenge. *IJCV*, 115(3):211–252, 2015.
- [36] Peter Sadowski, Julian Collado, Daniel Whiteson, and Pierre Baldi. Deep learning, dark knowledge, and dark matter. In *NIPS Workshop*, 2015.
- [37] Ran Tao, Efstratios Gavves, and Arnold WM Smeulders. Siamese instance search for tracking. In *CVPR*, 2016.
- [38] Gregor Urban, Krzysztof J Geras, Samira Ebrahimi Kahou, Ozlem Aslan, Shengjie Wang, Rich Caruana, Abdelrahman Mohamed, Matthai Philipose, and Matt Richardson. Do deep convolutional nets really need to be deep and convolutional? In *ICLR*, 2017.
- [39] Jack Valmadre, Luca Bertinetto, João F Henriques, Andrea Vedaldi, and Philip HS Torr. End-to-end representation learning for correlation filter based tracking. In *CVPR*, 2017.
- [40] V Vapnik. Statistical learning theory, 1998.
- [41] Naiyan Wang, Siyi Li, Abhinav Gupta, and Dit-Yan Yeung. Transferring rich feature hierarchies for robust visual tracking. *arXiv preprint arXiv:1501.04587*, 2015.
- [42] Naiyan Wang, Jianping Shi, Dit-Yan Yeung, and Jiaya Jia. Understanding and diagnosing visual tracking systems. In *ICCV*, 2015.
- [43] Qiang Wang, Zhu Teng, Junliang Xing, Jin Gao, Weiming Hu, and Stephen Maybank. Learning attentions: residual attentional siamese network for high performance online visual tracking. In *CVPR*, 2018.
- [44] Xiao Wang, Chenglong Li, Bin Luo, and Jin Tang. Sint++: Robust visual tracking via adversarial positive instance generation. In *CVPR*, 2018.

- [45] Ronald J Williams. Simple statistical gradient-following algorithms for connectionist reinforcement learning. *Machine Learning*, 8(3-4):229–256, 1992.
- [46] Tianyu Yang and Antoni B. Chan. Learning Dynamic Memory Networks for Object Tracking. In *ECCV*, 2018.
- [47] Wu Yi, Lim Jongwoo, and Ming-Hsuan Yang. Object tracking benchmark. *IEEE TPAMI*, 37(9):1834–1848, 2015.
- [48] Sergey Zagoruyko and Nikos Komodakis. Paying more attention to attention: Improving the performance of convolutional neural networks via attention transfer. In *ICLR*, 2016.
- [49] Jianming Zhang, Shugao Ma, and Stan Sclaroff. Meem: Robust tracking via multiple experts using entropy minimization. In *ECCV*, 2014.
- [50] Yunhua Zhang, Lijun Wang, Jinqing Qi, Dong Wang, Mengyang Feng, and Huchuan Lu. Structured siamese network for real-time visual tracking. In *ECCV*, 2018.
- [51] Ying Zhang, Tao Xiang, Timothy M Hospedales, and Huchuan Lu. Deep mutual learning. In *CVPR*, 2018.
- [52] Zheng Zhu, Qiang Wang, Bo Li, Wei Wu, Junjie Yan, and Weiming Hu. Distractor-aware siamese networks for visual object tracking. In *ECCV*, 2018.
- [53] Zheng Zhu, Wei Wu, Wei Zou, and Junjie Yan. End-to-end flow correlation tracking with spatial-temporal attention. In *CVPR*, 2018.