

Young magnetars with fracturing crusts as fast radio burst repeaters

A. G. Suvorov* and K. D. Kokkotas

Theoretical Astrophysics, Eberhard Karls University of Tübingen, Tübingen, D-72076, Germany

Accepted ?. Received ?; in original form ?

ABSTRACT

Fast radio bursts are millisecond-duration radio pulses of extragalactic origin. A recent statistical analysis has found that the burst energetics of the repeating source FRB 121102 follow a power-law, with an exponent that is curiously consistent with the Gutenberg-Richter law for earthquakes. This hints that repeat-bursters may be compact objects undergoing violent tectonic activity. For young magnetars, possessing crustal magnetic fields which are both strong ($B \gtrsim 10^{15}$ G) and highly multipolar, Hall drift can instigate significant field rearrangements even on \lesssim century long timescales. This reconfiguration generates zones of magnetic stress throughout the outer layers of the star, potentially strong enough to facilitate frequent crustal failures. In this paper, assuming a quake scenario, we show how the crustal field evolution, which determines the resulting fracture geometries, can be tied to burst properties. Highly anisotropic stresses are generated by the rapid evolution of multipolar fields, implying that small, localised cracks can occur sporadically throughout the crust during the Hall evolution. Each of these shallow fractures may release bursts of energy, consistent in magnitude with those seen in the repeating sources FRB 121102 and FRB 180814.J0422+73.

Key words: stars: magnetars – stars: magnetic field – stars: oscillations

1 INTRODUCTION

Fast radio bursts¹ (FRBs) are short (duration \sim ms) but intense (flux \lesssim Jy) flashes, generally believed to be of extragalactic origin due to their high dispersion measures, which appear in the GHz-band (Lorimer et al. 2007; Keane et al. 2012; Thornton et al. 2013; Ravi et al. 2015; Gourdjji et al. 2019; Zhang et al. 2019; Petroff et al. 2019). The physical mechanisms driving these phenomena are unknown, though, considering the timescale and energy requirements, most proposals involve coherent emission associated with disrupted compact objects, such as neutron stars (NSs) (Totani 2013; Lyubarsky 2014; Pen & Connor 2015; Wang et al. 2018) or black holes (Ravi & Lasky 2014; Mingarelli et al. 2015; Zhang 2016; Barrau et al. 2018). Moreover, the existence of repeating sources, of which two have now been discovered, FRB 121102 (Spitler et al. 2014; Tendulkar et al. 2017; Scholz et al. 2017; Gajjar et al. 2018) and FRB 180814.J0422+73 (CHIME/FRB Collaboration et al. 2019; Wang et al. 2019; Yang et al. 2019), suggests that there is at least a subclass of FRBs resulting from transient out-

bursts of a young object (Caleb et al. 2018; Palaniswamy et al. 2018). For FRB 121102, the constraints coming from the dispersion measure, GHz free-free optical depth, and the size of the quiescent source indicate that the progenitor is $\gtrsim 30 - 100$ yrs old (Bower et al. 2017; Metzger et al. 2017) [see Fig. 1 of Margalit & Metzger (2018)].

Owing to the multitude of theorised FRB progenitors [see Katz (2018); Platts et al. (2018) for recent reviews], it is clear that we must turn to observational clues to try and discriminate between different scenarios. Wang et al. (2018) found that the burst energetics of FRB 121102 follow a distribution similar to that of the Gutenberg & Richter (1956) law associated with earthquakes. This statistical similarity suggests that NS tectonic activity and eventual crustquakes may be, at least partially, responsible for [amongst other things, e.g. (anti-)glitches (Epstein & Link 2000; Mastrano et al. 2015b), giant flares (Thompson et al. 2002; Colaiuda & Kokkotas 2011; Zink et al. 2012), or quasi-periodic oscillations (Thompson et al. 2017)] the repeated FRBs [see also Zhang et al. (2018a)]. Furthermore, low-energy γ -ray flashes (Cheng et al. 1996), giant flares (Xu et al. 2006), and short bursts (Wadiasingh & Timokhin 2019) from mature soft-gamma repeaters (SGRs) also follow earthquake-like statistics, evidencing a connection between magnetar outbursts and crustal activity (Wang & Yu 2017).

* E-mail: arthur.suvorov@tat.uni-tuebingen.de

¹ A catalogue of observed FRBs is maintained at <http://frbcatalog.org/> (Petroff et al. 2016).

On the other hand, Li et al. (2019) found no correlation between the waiting times and energetics from the 170 pulses thus far observed in FRB 121102, and argued that this implies that the mechanism responsible for repeating sources is unlikely to be intrinsic to the star; one might expect that, when more time has elapsed between subsequent bursts, the energetics should increase. However, the extent to which a crust is susceptible to shear stresses depends on its molecular properties (Horowitz & Kadau 2009; Chugunov & Horowitz 2010; Hoffman & Heyl 2012; Baiko & Chugunov 2018), and complicated fracture geometries may result if highly anisotropic stresses are exerted (Franco et al. 2000). While the formation of small-scale voids or fractures in older NSs may be restricted by the high pressure-to-shear-modulus ratio (Jones 2003; Horowitz & Kadau 2009) [see also Levin & Lyutikov (2012)], a very young, more pliable crust may be susceptible to local fracturing. In particular, sporadic energy releases via minor quakes are possible if many local patches of stress accumulate within the crustal layers, thereby causing multiple, small fractures, each of which contribute to the overall transient activity. An evolving magnetic field with a complicated topological structure, for example, would be expected to strain the crust in a highly anisotropic manner (Lander et al. 2015; Lander & Gourgouliatos 2019).

Various mechanisms can give rise to strong, multipolar magnetic fields within proto-NSs. In a core-collapse scenario, the characteristic field strength of the collapsed star is set, to first-order, by magnetic flux conservation ($B \lesssim 10^{13}$ G). Within seconds after collapse, strong core-surface differential rotation stretches field lines and generates strong, mixed poloidal-toroidal fields through wind-up (Janka & Moenchmeyer 1989; Spruit 1999; Braithwaite 2006). The differential rotation combined with turbulent convection drives an $\alpha - \omega$ dynamo, which may generate strongly multipolar fields with characteristic strengths of the order $\sim 10^{16}$ G (Duncan & Thompson 1992; Thompson & Duncan 1993; Miralles et al. 2002). The field may then be further amplified by the magnetorotational instability (Shibata et al. 2006; Sawai et al. 2013), shockwave instabilities from the core bounce (Endeve et al. 2012), or electric currents generated from chiral imbalances between charged fermions in the plasma (Del Zanna & Bucciantini 2018). For a star born following a NS-NS merger, the Kelvin-Helmholtz instability, generated at the shear layer between the progenitor stars, can amplify the field up to $\lesssim 10^{17}$ G (Price & Rosswog 2006; Giacomazzo et al. 2015; Gourgouliatos & Esposito 2018).

Even after stable stratification $\gtrsim 10$ s after formation, the magnetic field may continue to evolve rapidly through superfluid turbulence (Ferrario et al. 2015), which drives the circulation of charged particles via mutual friction and entrainment (Peralta et al. 2005), ambipolar diffusion, associated with direct Urca processes in stars with cooler ($T \lesssim 10^9$ K) and superconducting cores (Passamonti et al. 2017), or, in stars with high surface electron temperatures $T_e \sim 10^7$ K, from thermoelectric instabilities (Urpin et al. 1986; Geppert 2017). The efficacy of each of these mechanisms is still not well understood, though certainly depends critically on the properties of the progenitor(s), such as their mass, angular momentum, magnetic field strength, and metallicity (Herant et al. 1992; Heger et al. 2003; Scheidegger et al. 2010; Nakamura et al. 2014; Vartanyan et

al. 2019). Under some (possibly rare) conditions therefore, these effects might combine to yield a particularly tangled, ‘turbulent’ (i.e. strongly multipolar, and with non-negligible toroidal component) magnetic field shortly after birth, as supported by core-collapse (Obergaullinger & Aloy 2017; Obergaullinger et al. 2018) and NS-NS merger simulations (Giacomazzo et al. 2015; Ciolfi et al. 2019). Furthermore, measurements of phase-resolved cyclotron absorption lines reveal that some magnetars possess local magnetic structures orders of magnitude stronger than their dipole-spindown fields (Sanwal et al. 2002; Tiengo et al. 2013).

Once the proto-NS has settled down into a quasi-stable state some time after birth, the evolution of the crustal magnetic field is mainly driven through Hall drift (Jones 1988; Gourgouliatos & Cumming 2015), and later ($\gtrsim 10^5$ yrs) by Ohmic dissipation (Goldreich & Reisenegger 1992; Cumming et al. 2004). Hall drift is also expected to drive cascades in NS crusts, which in turn can further generate strong, small-scale magnetic structures (‘spots’) (Rheinhardt & Geppert 2002; Geppert et al. 2003; Kojima & Kisaka 2012; Marchant et al. 2014; Li et al. 2016; Suvorov et al. 2016). Recently, Gourgouliatos et al. (2016) showed that, for initial conditions corresponding to a turbulent, crustal magnetic field in a young magnetar with characteristic strength $B \sim 5 \times 10^{14}$ G, the magnetic energy can decay via Hall and Ohmic evolution by a factor ~ 2 within a few \sim kyr, significantly redistributing energy among high-order multipoles ($10 \lesssim \ell, m \lesssim 40$) in the process.

As such, even on shorter timescales of $\lesssim 10^2$ yr, the field evolves non-trivially (especially if the natal field $B \gtrsim 10^{15}$ G since the Hall time $t_H \propto B^{-1}$), all the while facilitating the growth of zones of magnetic stress throughout the crust (Thompson et al. 2002; Lander & Gourgouliatos 2019). If the stress within a certain patch exceeds a critical threshold, the crust may locally cease to respond elastically and potentially crack (Chugunov & Horowitz 2010; Lander et al. 2015; Baiko & Chugunov 2018). Such events might lead to sequences of localised crustquakes, expelling energy at seemingly uncorrelated intervals (Lander 2016; Thompson et al. 2017), thereby bypassing the intrinsic vs. extrinsic concerns of Li et al. (2019).

This paper is organised as follows. In Section 2 we introduce some phenomenological aspects of repeating FRBs and discuss their possible connection to crustquakes in young magnetars. In Section 3, a discussion of Hall drift and its role in generating magnetic stresses is given, followed by a brief introduction to the von Mises theory of elastic failures in a crust. A simple model is then presented in Section 4, illustrating how one may relate magnetic reconfigurations to quake geometries and energetics. Some discussion is offered in Section 5.

2 REPEATING FAST RADIO BURSTS

To date, there are two sources which are known to emit *repeated* FRB signals, namely FRB 121102 (Spitler et al. 2014; Tendulkar et al. 2017; Scholz et al. 2017; Gajjar et al. 2018) and FRB 180814.J0422+73 (CHIME/FRB Collaboration et al. 2019; Wang et al. 2019; Yang et al. 2019). While the second of these has only been recently discovered, which means that statistical analyses are limited, 170 bursts from the for-

mer object have been recorded, from which statistically significant conclusions about the waiting times (Sec. 2.1) and the burst energetics (Sec. 2.2) can be drawn (Oppermann et al. 2018; Li et al. 2019).

2.1 Waiting times

From data analysis of FRB 121102, Li et al. (2019) found little to no correlation between burst waiting times, energetics, or duration. In particular, the lack of a correlation between burst energetics and the waiting times between successive bursts is suggestive that the trigger mechanism is either extrinsic [e.g. a neutron star embedded within an asteroid field (Dai et al. 2016)], or that small scale intrinsic (i.e. non global) mechanisms are responsible. The source also appears to be episodic, alternating between epochs of activity, wherein many bursts occur [e.g. 93 bursts in FRB 121102 were found within 5 hours of observing time by Zhang et al. (2018b)] and quiescence, wherein no detectable bursts are released for several hours or more (Oppermann et al. 2018; Price et al. 2018).

Li et al. (2019) further found that the waiting times appear to be bimodal, clustering around $10^{-2} - 10^{-3}$ s and (more so) at $\sim 10^2$ s. The former of these is of the order of the Alfvén crossing time,

$$t_A \sim 10^{-3} \left(\frac{\rho}{10^{13} \text{ g cm}^{-3}} \right)^{1/2} \left(\frac{L}{10^5 \text{ cm}} \right) \left(\frac{B}{10^{15} \text{ G}} \right)^{-1} \text{ s}, \quad (1)$$

for characteristic crustal density ρ and length-scale $L \sim R_* - R_c \approx 0.1R_*$, with R_c and R_* denoting the crustal and stellar radii, respectively. It is well known that a variety of magnetohydrodynamic instabilities can occur over a few t_A in some systems (Kokkotas 2014). Rapid rotation can, however, delay the onset of magnetic instabilities by a factor $\sim P^{-1}$ for spin period P (Braithwaite & Spruit 2006), so that the instability time-scale associated with (1) could easily be of the order $\gtrsim 10^{-2}$ s in lighter sections of crust ($\rho \lesssim 10^{11} \text{ g cm}^{-3}$) for $P \gtrsim 10$ ms. Furthermore, it has been shown that an overstability of global elastic modes may be caused by the collective shearing of locally overstressed patches, releasing energy over time-scales $\sim 10^2$ s (Thompson et al. 2017). This latter timescale may be related to the longer mode of the waiting time distribution. In any case, the magnetic field is likely to play a prominent role.

2.2 Energetics

While brighter bursts might be intensified by plasma lensing (Cordes et al. 2017), if we assume isotropic emission, then the observed fluence F is related to the FRB energy E_{FRB} through (Zhang 2018)

$$\left(\frac{E_{\text{FRB}}}{1.2 \times 10^{39} \text{ erg}} \right) \approx \left(\frac{F}{\text{Jy ms}} \right) \left(\frac{\nu}{\text{GHz}} \right) \left(\frac{D}{\text{Gpc}} \right)^2 (1+z)^{-1}, \quad (2)$$

where ν is the source frequency, D is the luminosity distance, with redshift $z \approx 0.2$ ($D \approx 1$ Gpc) for FRB 121102 (Chatterjee et al. 2017) and $z \lesssim 0.11$ ($D \lesssim 0.5$ Gpc) for FRB 180814.J0422+73 (Yang et al. 2019). Any mechanism

that is proposed to instigate FRB behaviour should predict energetics which are consistent with (2).

Wang et al. (2018) found that if one fits a power-law to the number distribution of burst energies $N(E)$ for FRB 121102, $N(E) \propto E^{-\gamma}$, then the best fit is obtained with the value $\gamma = 2.16 \pm 0.24$ at the 95% confidence level (see their Fig. 1); see also Lu & Kumar (2016) who find $1.5 \lesssim \gamma \lesssim 2.2$ when including data from other FRBs. Wang et al. (2018) drew a comparison with the statistics for earthquakes, which are well described by the Gutenberg & Richter (1956) law $N(E) \propto E^{-2}$. Though far from conclusive, the waiting time distribution, which was found to be consistent with a Poisson or Gaussian distribution [though cf. Oppermann et al. (2018)], also agrees with empirical relationships for seismicity rates of earthquakes (Utsu et al. 1995).

2.3 Radio emission

How might a quake in a neutron star source coherent radio emission? As an example, Wadiasingh & Timokhin (2019) proposed that the radio emission might originate from the closed field line zone within the magnetosphere surrounding a magnetar. If the magnetospheric twist is sufficiently low, so that the plasma above the active region is unable to screen the accelerating electric field, generated by a crust yielding event, the plasma density in the closed field zone would be low enough to permit the escape of \sim GHz radio waves. This is similar to the classical picture of coherent emission from pulsars [see also Blaes et al. (1989)]. Other mechanisms have been proposed [see e.g. Beloborodov (2017)], which are also consistent with a quake picture (Petroff et al. 2019).

3 CRUSTQUAKE MODEL

Putting the pieces of evidence surrounding timescales and energetics together, it is possible that tectonic activity, resulting in the expulsion of energy from the crust of a young magnetar, may be connected to repeating FRBs (Wang et al. 2018). Furthermore, if a topologically complicated, quasi-equilibrium magnetic structure is frozen into the crust $\sim 10^2$ s after birth, complicated fracture geometries are likely to result as the field then relaxes to a more stable state over the longer dynamical and diffusion timescales.

To investigate this possibility further it is necessary to understand which mechanisms, if any, may be responsible for driving both local and global magnetic field evolution over the observed age $\lesssim 10^2$ yr of FRB 121102 (Sec. 3.1), and to further detail a model of the crustal failures that might result (Sec. 3.2).

3.1 Hall drift

Hall drift, namely the process of field line advection due to the generation of an electric current from magnetic flux transport by mobile electrons, is believed to play a crucial role in NS crustal field evolution during the first $\lesssim 10^5$ yr after formation (Rheinhardt & Geppert 2002; Geppert et al. 2003; Kojima & Kisaka 2012), after which Ohmic dissipation takes over (Gourgouliatos et al. 2016) [though cf. Cumming et al. (2004)]. As initially put forth by Goldreich

& Reisenegger (1992) [and later confirmed through numerical simulations (Rheinhardt & Geppert 2002; Geppert et al. 2003; Kojima & Kisaka 2012; Marchant et al. 2014; Li et al. 2016)], turbulent cascades resulting from the Hall drift can transfer energy from larger to smaller scales within the crust. This suggests that a star born with a multipolar field may have it persist, at least over the Hall timescale (see below). Furthermore, as the field relaxes, energy redistributions occur not only between the multipolar components, but also between the poloidal and toroidal components (Viganò et al. 2012; Geppert & Viganò 2014), which can further instigate the formation of anisotropic, overstressed zones.

In general, the Hall timescale reads (Gourgouliatos & Cumming 2015)

$$t_H \sim 640 \left(\frac{n_e}{10^{34} \text{ cm}^{-3}} \right) \left(\frac{L}{10^5 \text{ cm}} \right)^2 \left(\frac{B}{10^{15} \text{ G}} \right)^{-1} \text{ yr}, \quad (3)$$

where n_e is the electron number density, which varies between $10^{34} \lesssim n_e \lesssim 10^{36}$ throughout the crust $R_c \leq r \leq R_*$. Clearly, over short length-scales ($L \lesssim 10^5$ cm) or for locally intense magnetic fields ($B \gtrsim 10^{15}$ G), the Hall time (3) could be of the order of a century or less (Cumming et al. 2004), which coincides with the predicted age for the object associated with FRB 121102 (Bower et al. 2017; Metzger et al. 2017).

In line with the theory of Goldreich & Reisenegger (1992), Gourgouliatos et al. (2016) found that strongly multipolar fields ($10 \lesssim \ell, m \lesssim 40$) both persist and are generated over a few \sim kyr, i.e. over several Hall times (3), in the crusts of strongly magnetised ($B \gtrsim 5 \times 10^{14}$ G) NSs [see also Dall’Osso et al. (2009)], and further that substantial energy redistributions, between the individual multipolar components, occurs during this time. In regions of concentrated field (e.g. toroidal sections), redistributions occur even more rapidly as $t_H \propto B^{-1}$ (Viganò et al. 2012; Geppert & Viganò 2014).

3.2 Fracturing crusts

The problem of determining the yieldability of an elastic medium was considered by von Mises (1913) over a century ago. Modelling the NS crust as an elastic medium, the von Mises criterion may therefore be applied to study its ability to support stresses, as has been done by several authors, e.g. Johnson-McDaniel & Owen (2013); Lander et al. (2015); Lander & Gourgouliatos (2019) [though cf. Baiko & Chugunov (2018)]. The von Mises criterion for the critical stress beyond which an isotropic crust no longer responds elastically, and may therefore crack, reads (Lander et al. 2015)

$$\sqrt{\frac{1}{2} \sigma_{ij} \sigma^{ij}} \gtrsim \sigma_{\max}, \quad (4)$$

where σ is the elastic strain tensor and σ_{\max} is the maximum breaking strain of the crust. In general, the ions in the crustal layers interact via Coulomb potentials which are screened by the mobile, degenerate electrons, and form a crystal, the particulars of which determine the elastic properties of the crust (Horowitz & Kadau 2009; Chugunov & Horowitz 2010; Hoffman & Heyl 2012; Baiko & Chugunov 2018). Although depending on various factors, such as

the degree of hydrostatic pressure anisotropies, molecular-dynamics simulations performed in the aforementioned studies find $10^{-3} \lesssim \sigma_{\max} \lesssim 10^{-1}$.

While the strain tensor σ is naturally a dynamic quantity, in the sense that it depends on the fluid motions, we can consider a quasi-static evolution in the magnetic field to determine which sections of crust might have yielded due to magnetic stresses over some period of time (Lander et al. 2015). In particular, we consider pairs of magnetic field configurations, each of which consists of an ‘initial’ field \mathbf{B}_i and a ‘final’ field \mathbf{B}_f . In other words, we assume that the ‘initial’ field has decayed into some new configuration via Hall drift or otherwise, which we call the ‘final’ field, and explore the resulting crustal stress.

Considering magnetic stresses alone (see below), the von Mises criterion (4) reads²

$$\begin{aligned} \sqrt{\frac{1}{2} \sigma_{ij} \sigma^{ij}} &= \frac{\sqrt{|\mathbf{B}_f|^2 |\mathbf{B}_i|^2 + \frac{3}{2} |\mathbf{B}_f|^4 + \frac{3}{2} |\mathbf{B}_i|^4 - 4 (\mathbf{B}_f \cdot \mathbf{B}_i)^2}}{8\pi\mu} \\ &\gtrsim \sigma_{\max}, \end{aligned} \quad (5)$$

where μ is the shear modulus. Following Lander et al. (2015), we estimate the shear modulus throughout the crust ($R_c \leq r \leq R_*$) from the molecular-dynamics simulation data provided by Horowitz & Hughto (2008) supplemented by the liquid drop equation of state of Douchin & Haensel (2001). The temperature profile of Kaminker et al. (2009), who modelled cooling via neutrino emission and thermal conduction, is further used to estimate the Coulomb coupling parameter. The fit we obtain, identical to that of Lander et al. (2015), and in quantitative agreement with others [e.g. the profile used by Sotani et al. (2007)], is shown in Fig. 1.

It is important to note that other, fluid-dynamical mechanisms may contribute to the overall crustal strain, particularly the spin-down (Baym & Pines 1971). Using coupled crust-core models and elastic deformation theory, Cutler et al. (2003) have estimated the crustal strain due to neutron star precession and spin-down, which, for a newborn, millisecond magnetar, reads [see their equation (73) in particular]

$$\left(\frac{1}{2} \sigma_{ij} \sigma^{ij} \right)_{\text{sd}}^{1/2} \approx 5 \times 10^{-2} \left(\frac{P}{\text{ms}} \right) \left(\frac{P_p}{10^2 \text{ s}} \right)^{-1}, \quad (6)$$

where P_p is the precession frequency, given by $P_p \approx P/\epsilon$ (Goglichidze et al. 2015), where $\epsilon \lesssim 10^{-5}$ (see Sec. 5) is

² The surface temperature of a young neutron star can evolve rapidly due to plasmon decay during the first $\lesssim 10$ yrs after birth, and subsequently over the next $\lesssim 10^3$ yrs due to a combination of electron-nucleus and neutron-neutron bremsstrahlung (Gnedin, Yakovlev & Potekhin 2001). These thermal relaxation processes can alter the crustal structure, allowing expansions, contractions, and equation of state shifts to occur before and during the Hall time (3). It is for this reason we have used the form (5) for the magnetic stress from Lander et al. (2015) rather than the form proposed in Lander & Gourgouliatos (2019), whose prefactors differ by a factor ~ 2 by not allowing expansions/contractions to source σ_{ij} . In any case, these factor ~ 2 differences do not qualitatively affect our conclusions (see Sec. 4.4).

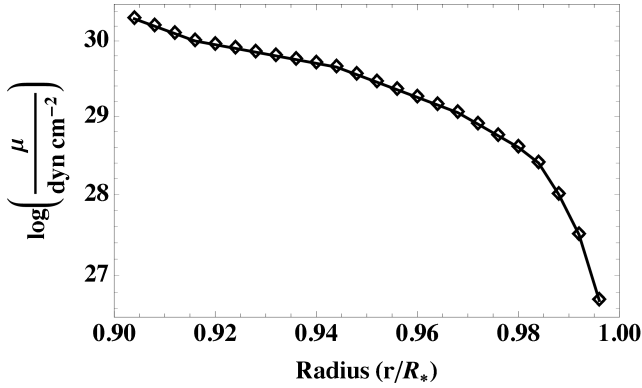


Figure 1. Shear modulus μ in a NS crust ($0.9 \leq r/R_* \leq 1$) used in this paper. The profile was determined using the method described in Lander et al. (2015) from the data provided in Douchin & Haensel (2001), Horowitz & Hughto (2008), and Kaminker et al. (2009). The profile is similar to others adopted in the literature, e.g. Sotani et al. (2007).

the oblateness parameter. In general, we find that the spin-down strain estimated in (6) is sub-leading compared to the magnetic deformation unless $\epsilon \gtrsim 10^{-4}$, which does not occur unless the star is significantly oblate, requiring a strong poloidal field with $B \gtrsim 10^{16}$ G (Gualtieri et al. 2011; Lasky & Melatos 2013). In any case, we find that the stars are primarily prolate for our models (see Table 2 below), and that magnetic stresses dominate over spin-down stresses (6) (see Sec. 4.4), so we ignore the latter contribution.

Lander et al. (2015) additionally found that the energy released in a shallow ($d \lesssim 0.5R_c$) quake [i.e. the magnetic energy stored in regions wherein (4) is satisfied] can be well approximated by

$$\left(\frac{E_{\text{quake}}}{4 \times 10^{39} \text{ erg}}\right) \approx \left(\frac{\sigma_{\text{max}}}{10^{-2}}\right) \left(\frac{d}{10^{-1}R_c}\right)^2 \left(\frac{l}{10^3 \text{ cm}}\right), \quad (7)$$

where d is the quake penetration depth, and l is the fracture length. Clearly, in order to match the energy requirements $E_{\text{quake}} \gtrsim E_{\text{FRB}}$, only slight fractures of the crust are necessary ($l \lesssim 10^{-3}R_*$, $d \ll R_c$).

In general, the geometry of a crustal failure depends on the magnetic field topology, as is evident from (5) (Franco et al. 2000). Localised, small fractures of the crust are therefore possible if the stress (5) is strongly anisotropic, as would occur for an evolving, multipolar magnetic field. Bursts with characteristic energy (7) will then be released as the spatially dependent criterion (4) is met in certain, disconnected sections of the crust.

4 DEMONSTRATIVE MODELS

In this section, we present some simple models for initial, \mathbf{B}_i , and final, \mathbf{B}_f , field states which aim to capture the major phenomenological features observed in the numerical simulations of Gourgouliatos et al. (2016). Through this, we can examine the geometry of fractures, and thus further assess the viability of the crustquake explanation for repeating FRBs initially considered by Wang et al. (2018).

4.1 Magnetar crustal field

Although we take inspiration for our field configurations through the simulations of Gourgouliatos et al. (2016), who found that non-axisymmetry played an important role for the evolution, since we only consider a quasi-static sequence (i.e. a \mathbf{B}_i and a \mathbf{B}_f) of magnetic fields here, it is reasonable to consider fields which have energies similar to those in Gourgouliatos et al. (2016), but which are axisymmetric. In spherical coordinates (r, θ, ϕ) , an axisymmetric vector field can always be split into a mix of poloidal and toroidal components, viz.

$$\mathbf{B} = \tilde{B} \left[\nabla\alpha \times \nabla\phi + \left(\frac{E^p}{E^t} \frac{1-\Lambda}{\Lambda}\right)^{1/2} \beta(\alpha)\nabla\phi \right], \quad (8)$$

where \tilde{B} is the characteristic field strength, $\alpha = \alpha(r, \theta)$ is a scalar flux function, and β , which describes the spatial variation of the toroidal component, is a function of α only (Chandrasekhar 1956; Mastrano et al. 2013, 2015a). In expression (8), we have introduced the constructions

$$E^p = \frac{1}{8\pi} \int_V dV \left[\left(\frac{1}{r^2 \sin\theta} \frac{\partial\alpha}{\partial\theta}\right)^2 + \left(\frac{1}{r \sin\theta} \frac{\partial\alpha}{\partial r}\right)^2 \right], \quad (9)$$

and

$$E^t = \frac{1}{8\pi} \int_V dV \frac{\beta(\alpha)^2}{r^2 \sin^2\theta}, \quad (10)$$

which represent the poloidal and toroidal field energies stored within *crustal* volume ($R_c \leq r \leq R_*$) V , respectively. In (8), the parameter $0 < \Lambda \leq 1$ characterises the relative strength between the poloidal and toroidal components, e.g. $\Lambda = 0.5$ gives a field which has an equal poloidal-to-toroidal field strength ratio: $E^p = E^t$.

The stream function α can be decomposed into a sum of multipoles (Mastrano et al. 2013),

$$\alpha = \sum_{\ell} \alpha_{\ell} = \sum_{\ell} \kappa_{\ell} f_{\ell}(r) Y'_{\ell 0}(\theta) \sin\theta, \quad (11)$$

where the $Y_{\ell m}$ are the spherical harmonics, and the κ_{ℓ} set the relative strengths between the multipolar components of \mathbf{B} (see Sec. 4.2). The radial functions f_{ℓ} are chosen as polynomials such that \mathbf{B} from (8) is everywhere finite, continuous both inside the crust ($R_c \leq r \leq R_*$) and with respect to a current-free external field ($r \geq R_*$), and to ensure that the magnetic current $\mathbf{J} \propto \nabla \times \mathbf{B}$ vanishes at the surface ($r = R_*$) (Mastrano et al. 2011, 2013, 2015a).

We further choose

$$\beta(\alpha) = \begin{cases} (\alpha - \alpha_c)^2 / R_*^3 & \text{for } \alpha \geq \alpha_c, \\ 0 & \text{for } \alpha < \alpha_c, \end{cases} \quad (12)$$

where α_c is the value of α that defines the last poloidal field line that closes inside the star. The simple quadratic (12) for β ensures that the toroidal field is confined within an equatorial torus [in line with the numerical simulations of Braithwaite (2006, 2009)], bounded by the last closed poloidal field line defined by α_c (Mastrano et al. 2013, 2015a; Suvorov et al. 2016; Suvorov 2018).

4.2 Energy distribution

In this subsection we present explicit models for the generic fields (8) defined in the previous section. In particular, we

wish to consider crustal fields in young magnetars which are initially ‘turbulent’ as discussed in the Introduction, i.e. fields that begin as a superposition of high order magnetic multipoles with a roughly uniform energy distribution across ℓ , which then evolve toward a more traditional dipole-dominated configuration (Gourgouliatos et al. 2016). This assumption is further supported by observations of millisecond magnetar braking indices n finding $n \lesssim 3$ (Lasky et al. 2017), suggesting that the dipole moment of young magnetars increases with time (Gourgouliatos & Cumming 2015).

In general, we relate the energy between each of the multipolar components in (11) through the general expression

$$E_{\ell,\xi}^p = \frac{\ell^{-\xi}}{H_{\ell_{\max},\xi}} E_0, \quad (13)$$

where $1 \leq \ell \leq \ell_{\max}$, $H_{\ell_{\max},\xi} = \sum_{i=1}^{\ell_{\max}} i^{-\xi}$ are the generalised harmonic numbers, $E_{\ell,\xi}^p$ is the energy stored within the ℓ -th poloidal component, and E_0 is a canonical energy ‘budget’ for the magnetic field, which we set as $E_0 = 2.2 \times 10^{46}$ erg. Integrating the components of the field (9) with (11) and imposing (13) yields a linear system for the κ_ℓ . The parameter ξ , appearing within (13), provides a convenient way to assign an energy distribution amongst the multipolar components in the following sense. If we set $\xi = 0$ within (13), then the multipolar energy distribution is uniform; $E_i^p = E_j^p$ for all $1 \leq i, j \leq \ell_{\max}$. The harmonic numbers $H_{\ell_{\max},\xi}$ are normalisation constants, included to ensure that the total poloidal energy is constant between configurations, i.e. $\sum_\ell E_{\ell,\xi}^p = E_0$. In general, each successive multipole has, with respect to its predecessor, an energy ratio

$$\frac{E_{\ell+1,\xi}^p}{E_{\ell,\xi}^p} = \frac{\ell^\xi}{(\ell+1)^\xi}, \quad (14)$$

which is strictly decreasing for fixed ℓ and $\xi > 0$, and strictly increasing for $\xi < 0$. For example, $\xi = 1$ gives $E_1^p = 2E_2^p = 3E_3^p = \dots = \ell_{\max} E_{\ell_{\max}}^p$, so that the dipole component has twice as much energy as the quadrupole, and so on. Such a field would be highly-ordered and resembles more of a traditional dipole dominated field, while a field with $\xi \approx 0$ is more ‘turbulent’ in the sense of Gourgouliatos et al. (2016) (see their Fig. S5 in particular). In this way, ξ provides a measure for the extent of field reordering between subsequent configurations. Similarly, the value of Λ between successive configurations adjusts as energy is exchanged between the poloidal and toroidal components, which also occurs in Hall drift (Viganò et al. 2012; Geppert & Viganò 2014; Suvorov et al. 2016).

4.3 Models

We consider three pairs of magnetic fields, each of which consist of an ‘initial’ and a ‘final’ configuration (denoted with subscripts i and f , respectively). We assign each field a characteristic strength $\tilde{B} = 10^{15}$ G and resolve up to multipoles of order $\ell_{\max} = 27$. The initial and final states are related by an adjustment of their respective ξ and Λ values through the assumption that the multipolar components tend to become more ordered on the Hall time (3), as found in Geppert & Viganò (2014); Gourgouliatos et al. (2016), in the sense that we set $\xi_f > \xi_i$ within (13). We further take $\Lambda_i < \Lambda_f$, so that the final state has less total energy than the initial state (see

Sec. 4.4). The properties of the three models (named A, B, and C) used in this paper, in terms of the above parameters, are listed in Table 1.

In Figure 2 we present the ‘initial’ (left panel) and ‘final’ (right panel) configurations corresponding to model A. For this case, the energies stored in the multipolar components of the initial magnetic field are roughly uniform with ℓ , though the dipole component is strongest, containing 6.0% of the total energy as $\xi_i = 0.2$. For this model, the Hall time (3) reads $t_H \lesssim 60$ yr in the northern hemisphere, while $t_H \gtrsim 10^3$ yr in the southern hemisphere (see below). The magnetic structure is also complicated, exhibiting the plume-like features characteristic to multipolar fields (Jackson 1962). During the Hall time, we assume that the field has evolved from this disordered configuration towards a more stable configuration in which the dipole and other, lower ℓ components grow at the expense of the high- ℓ multipoles. We set $\xi_f = 0.4$ so that the dipole component of the final state contains 9.1% of the total energy. We see that, for both configurations, the field is strongest at the north pole ($|\mathbf{B}| \approx 2 \times 10^{16}$ G), and in the respective toroidal regions ($|\mathbf{B}| \approx 10^{16}$ G) just above the equator. Though the initial and final fields are qualitatively similar, even small reconfigurations in regions with strong $|\mathbf{B}|$ can exert significant stresses on the crust (see Sec. 4.4).

In general, even order multipoles are symmetric about the equator, while odd order multipoles are anti-symmetric. This implies that a field which is a general superposition of odd and even order multipoles will be much stronger in the northern hemisphere. As such, as the field becomes more ordered (increasing ξ), $|\mathbf{B}|$ tends to increase in the southern hemisphere (Mastrano et al. 2013, 2015a). Furthermore, in each model, the final toroidal field is relatively weaker as $\Lambda_i < \Lambda_f$, and we have that the overall energy has decreased by $\approx 10^{45}$ erg [a fraction of which may be released through crustquakes; see Sec. 4.4], which can further facilitate a re-ordering amongst the poloidal terms (Viganò et al. 2012; Geppert & Viganò 2014; Suvorov et al. 2016).

For model B, depicted in Figure 3, we have that the higher multipole terms actually dominate over the dipole component ($\xi < 0$), so that the filamentary structure is even more evident, especially due to the closed magnetic loops which confine the toroidal field. As the field evolves towards one with a stronger dipole field ($\xi_f = -0.1 > \xi_i$), the toroidal field spreads equatorially, as expected. Figure 4 (model C) depicts a situation wherein the field is largely dipolar ($E_{\text{dip}} = 0.16E_0$) initially, though then becomes even more dipole dominated, with the dipole field containing 26% of the energy in the final state. For this configuration we see that the higher multipoles are less visible, and the field resembles a dipole field with an off-axis toroidal field [similar to the fields described in Mastrano et al. (2013)], especially for the final state with $\xi_f = 1.0$. The growing strength of the field in the southern hemisphere is more evident here, even though the field is relatively weak ($|\mathbf{B}| \approx 5 \times 10^{14}$ G) there.

4.4 Fractures and energetics

In Figure 5 we plot the contracted strain tensor $\frac{1}{4}\sqrt{\sigma_{ij}\sigma^{ij}}$ (5) for the magnetic fields given by model A. Even with a conservative value of $\sigma_{\max} = 10^{-1}$, we see that the con-

Table 1. Properties of the magnetic field configurations used within this paper. The fields, each of which have a poloidal-to-toroidal field energy ratio Λ , are defined through the Chandrasekhar (1956) decomposition (8). The multipolar components have their energies distributed according to relationship (13) with $E_0 = 2.2 \times 10^{46}$ erg. All fields have the same characteristic strength $\bar{B} = 10^{15}$ G and maximum multipolar resolution $\ell_{\max} = 27$.

Model	ξ_i	ξ_f	Λ_i	Λ_f
A	0.2	0.4	0.4	0.6
B	-0.5	-0.1	0.45	0.55
C	0.7	1.0	0.6	0.7

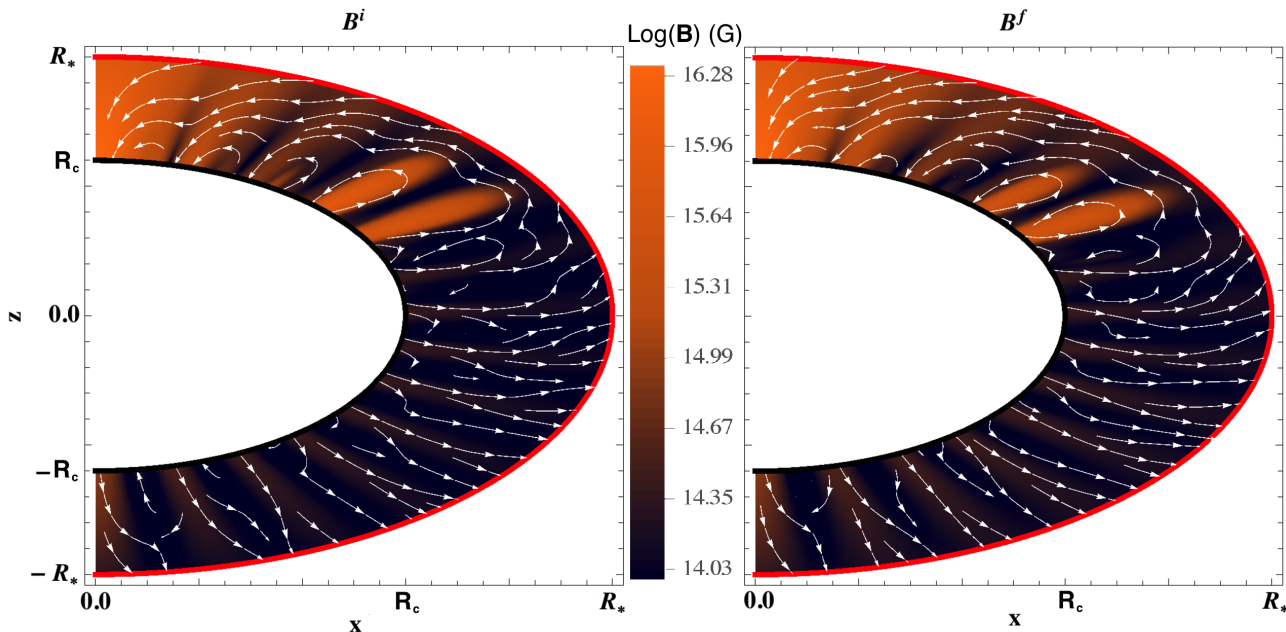


Figure 2. Initial (left panel) and final (right panel) field configurations associated with model A. The colour scale shows the magnitude of the magnetic field $|\mathbf{B}|$, with brighter shades indicating a stronger field. The stellar surface ($r = R_*$) is shown by the red curve, while the crust-core boundary ($r = R_c \equiv 0.9R_*$) is shown by the black curve. The crust has been stretched by a factor 4 for improved visibility. (Any apparent field line discontinuities are plotting artifacts.)

tracted elastic strain tensor can easily exceed the von Mises yielding threshold in several zones throughout crust (Lander et al. 2015; Lander & Gourgouliatos 2019). The fracture geometry is tied to both the initial and final field states, especially through their relative multipolar strengths, as can be seen through the filamentary angular structure in Fig. 2. Because of the differing north-south symmetry properties between odd and even order multipoles, crustal fractures are separated by ‘magnetic walls’. In particular, the strain on the very outer layers across the crust is large, so that many long ($l \approx R_c$) but shallow ($d \ll R_c$) quakes may occur during the Hall time (3). Similarly, deep ($d \lesssim R_c$) but short ($l \approx 10^3$ cm) fractures may develop in between each of these magnetic walls at rates which depend on the local Hall time (3), and therefore implicitly through the initial and final values of ξ . Furthermore, the toroidal fields may independently instigate quakes, as the azimuthal magnetic fields, and hence stresses through (4), are highly concentrated in these regions. Since the toroidal fields are confined within the closed field lines, a changing poloidal field geometry shifts the toroidal rings, which contributes to fracture growth.

Figures 6 and 7 depict the contracted strain tensor for models B and C, respectively. In both Figs. 6 and 7, we see that the fracture geometry follows the multipolar ‘plumes’ as before. In Fig. 7, which shows the strain from model C, which has a final state where the dipole component is strong, the magnetic walls are especially apparent in the southern hemisphere, and the fracture geometry is topologically complicated. In particular, many deep ($d \lesssim R_c$) but short ($l \lesssim 10^3$ cm) quakes may occur from crust yielding in this scenario.

The fact that each of the multipolar components have different amounts of energy stored within them implies that the Hall timescale (3) differs slightly for each ℓ . The implication is that the energetics associated with the fracture geometry through (5) and the waiting times may then be seemingly uncorrelated [depending on $\xi(t)$], consistent with the statistical findings of Li et al. (2019) for FRB 121102.

Between each of the models presented, we have that the toroidal field has decayed slightly ($\Lambda_f > \Lambda_i$), thereby causing an energy differential of $\approx 10^{45}$ erg between the initial and final states. The Weibull distribution analysis of Oppermann et al. (2018) suggests that FRB 121102 may have

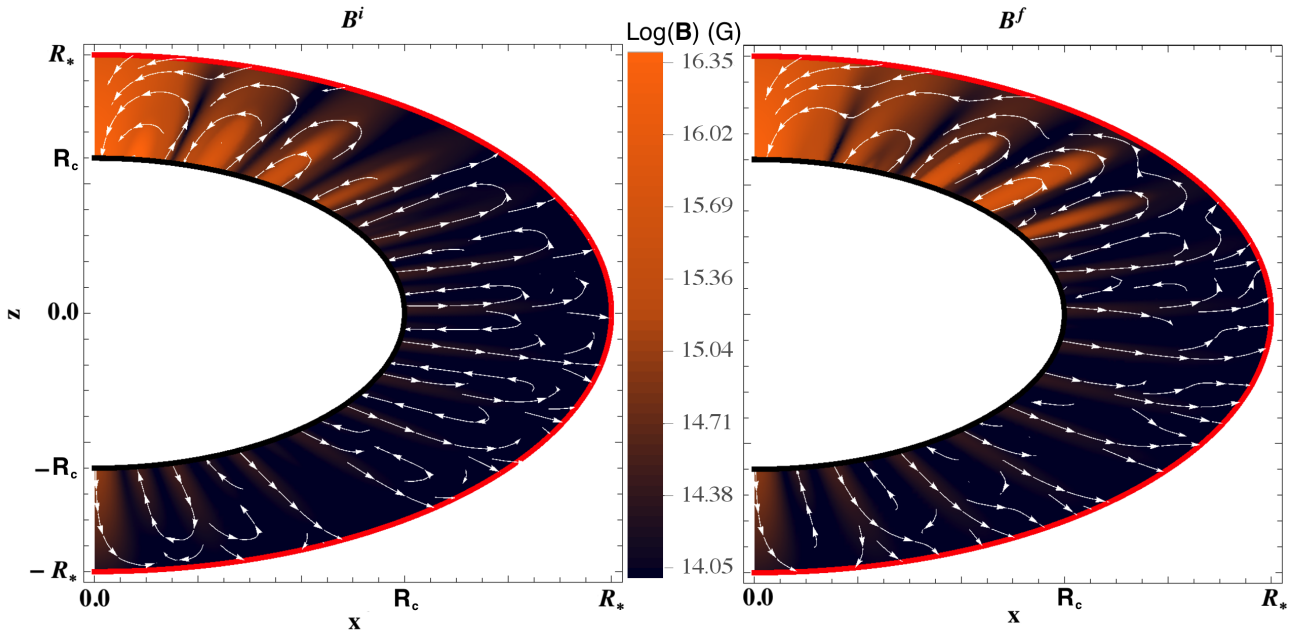


Figure 3. As in Fig. 2, though for the magnetic fields defined within model B.

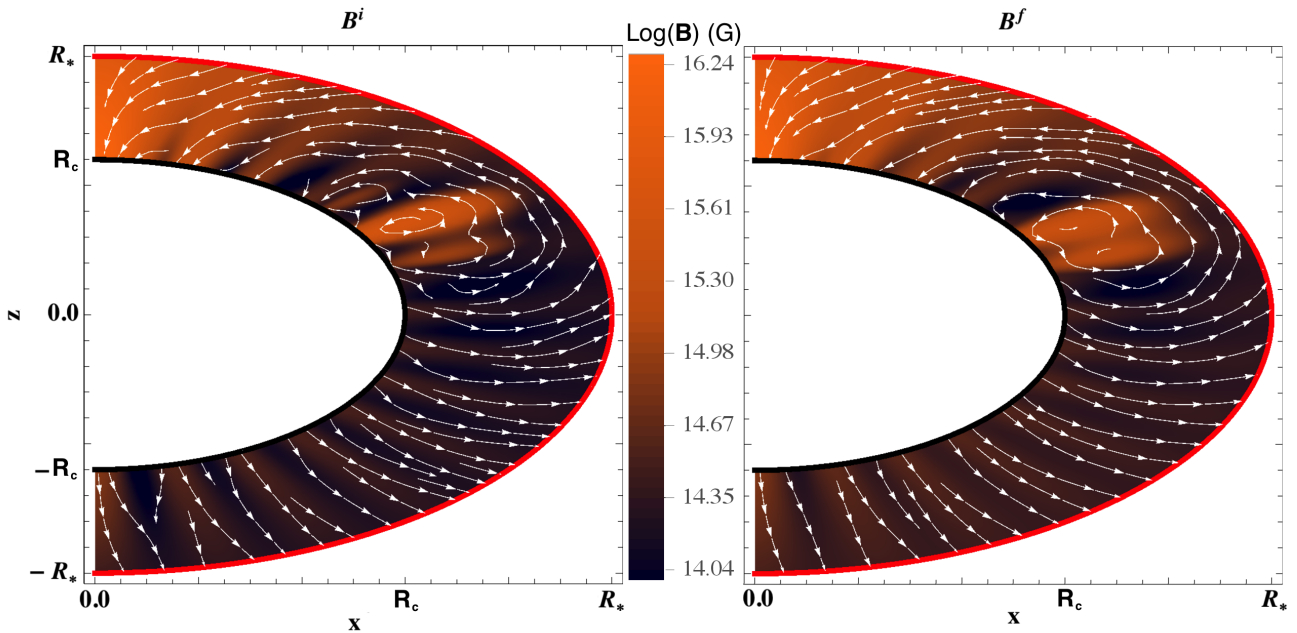


Figure 4. As in Fig. 2, though for the magnetic fields defined within model C.

a mean repetition rate of $\approx 5 \pm 2$ days³, thereby implying that, over $\sim 10^2$ years, a total of $\sim 10^4$ bursts may occur. If each of these contains roughly $\sim 10^{39}$ erg of energy in accord with (2), this would suggest that the total energy released over the bulk Hall time (3) is $\sim 10^{43}$ erg. This is consis-

³ Recently, Zhang et al. (2018b) reported the discovery of 93 pulses in FRB 121102 within 5 hours. The quoted mean repetition rate of Oppermann et al. (2018) may therefore be an underestimate.

tent with the quake model here, provided that $\approx 1\%$ of the lost magnetic energy is converted into FRBs (Wadiasingh & Timokhin 2019).

5 DISCUSSION

In this paper, inspired by the statistical findings of Wang et al. (2018), which suggest a crustquake progenitor for repeating FRBs (Sec. 2), we have investigated how the evolution of a magnetic field within the crust of a young magnetar can

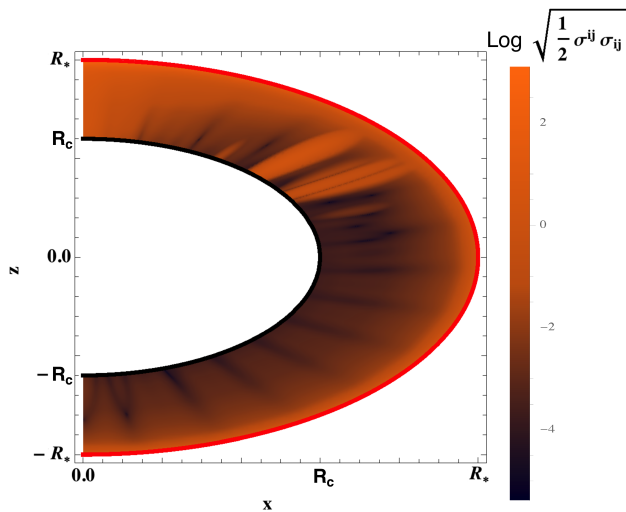


Figure 5. Contracted elastic strain tensor, defined within (5), for model A. The colour scale shows the magnitude, with brighter shades indicating greater stress. The stellar surface ($r = R_*$) is shown by the red curve, while the crust-core boundary ($r = R_c \equiv 0.9R_*$) is shown by the black curve. Regions wherein $\sqrt{\frac{1}{2}\sigma_{ij}\sigma^{ij}} \geq \sigma_{\max}$ cease to respond elastically and may crack according to the von Mises criterion (4). The crust has been stretched by a factor 4 for improved visibility.

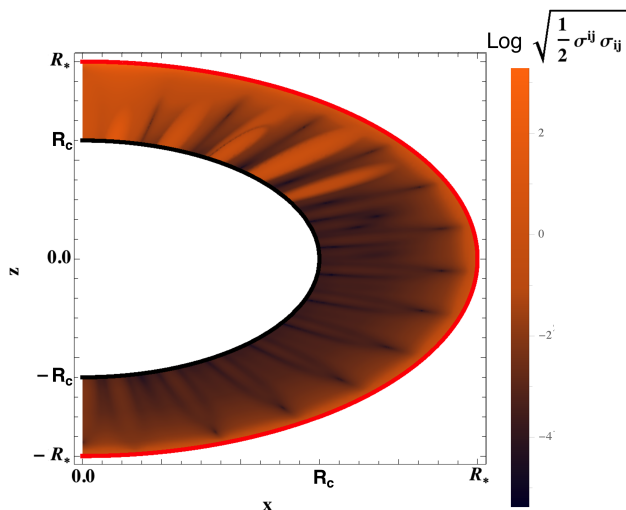


Figure 6. Similar to Fig. 5 though for the field configurations defined within model B.

be related to FRB properties (Sec. 3). By adopting models which, while simple, encapsulate the major features of the sophisticated numerical simulations of Gourgouliaos et al. (2016), we have shown how quake geometry (5), dictated by the magnetic field (8), can be related to the burst energetics (7) (Sec. 4). If a magnetar is born with a sufficiently strong, tangled magnetic field, predicted to occur under some circumstances following core-collapse (Obergaullinger & Aloy 2017; Obergaullinger et al. 2018) and NS-NS merger events (Giacomazzo et al. 2015; Ciolfi et al. 2019), the Hall time (3) can be sufficiently short so as to instigate rapid field evolution in the crust over $\lesssim 10^2$ yr [in agreement with the predicted age of the object within FRB 121102 (Bower et

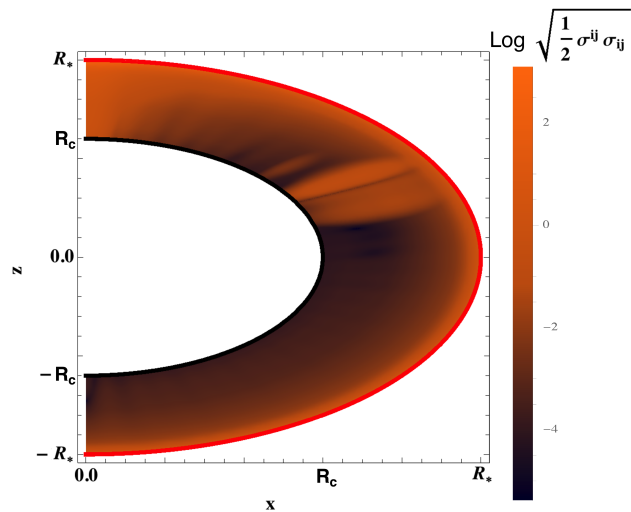


Figure 7. Similar to Fig. 5 though for the field configurations defined within model C.

al. 2017; Metzger et al. 2017)], generating magnetic stresses which crack the crust and release energy. We find that a multipolar magnetic field is important in the scenario because it allows for multiple, isolated fractures, each of which contribute separately to the overall burst activity, alleviating the concerns of Li et al. (2019) concerning the waiting time statistics of FRB 121102.

If young magnetars with especially strong crustal fields $B \gtrsim 10^{15}$ G are responsible for repeating FRBs, one would expect that the birth rate of newborn magnetars, with the requisite characteristics, can be matched with the number of observed sources. Statistical studies of type II, Ib, and Ic supernovae suggest that approximately 1.5 ± 1 NSs are born within our galaxy every century (Tammann et al. 1994; Janka 2004; Diehl et al. 2006). If we assume that this statistic is roughly constant amongst galaxies at low redshift, we can get an estimate for the number of neutron stars born per year within a certain distance, e.g. within $D \lesssim 1$ Gpc [i.e. the distance to FRB 121102 (Chatterjee et al. 2017)]. From distributions of dark matter halos at low redshift (Murray et al. 2013), one can estimate, assuming that each halo hosts a galaxy, that $10^7 \lesssim N_{\text{gal}}(z \lesssim 0.2) \lesssim 10^9$, where N_{gal} is the number of (generic) galaxies. While it is generally expected that $\approx 10\%$ of NSs are born as soft-gamma repeaters or anomalous X-ray pulsars (Kouveliotou et al. 1994; Munro et al. 2008) [though cf. Beniamini et al. (2019) who claim that it may be as much as 40%], only a small fraction of these are expected to house the strongest magnetic fields $B > 10^{15}$ G. The population synthesis models of Popov et al. (2010) suggest⁴ that as few as 1 in $\sim 10^5$ of newborn NSs may have magnetic field strengths $B \geq 3 \times 10^{15}$ G. Therefore, the number of magnetars, N_{mag} , with field strength

⁴ Note that Popov et al. (2010) consider field strengths characteristic of the *whole* star, including the core. As such, the percentage of magnetars with *crustal* field strengths of this order is likely to be even lower, since the core field may be $\gtrsim 10$ times stronger than the crustal field.

$B \gtrsim 10^{15}$ G born within ~ 1 Gpc can be estimated as

$$\frac{10^2}{10^2 \text{ yr}} \lesssim \dot{N}_{\text{mag}}(z \lesssim 0.2) \lesssim \frac{10^5}{10^2 \text{ yr}}. \quad (15)$$

Note that expression (15) estimates the number of potentially active sources within ~ 1 Gpc. While, even on the lower end, (15) is still considerably greater than 2, when considering the *observable* number of repeating FRB sources, there are other factors to consider. In particular, taking into account reductions related to the beaming fraction (i.e. the fraction whose emissions pass by Earth), the possibility of sources having dormant and active epochs (Zhang et al. 2018b; Price et al. 2018), that field strength is not the only factor (i.e. highly multipolar fields might only occur within some fraction of those which have strong fields), the number of observable sources will be much lower than the estimate in (15). Though, a more careful analysis of the FRB emission mechanism, NS orientations, and magnetar formation rates in low redshift galaxies is necessary to make a more definitive conclusion.

In general, because magnetic fields deform a star and induce a mass quadrupole moment, millisecond magnetars are expected to be excellent sources of gravitational waves (Dall’Osso et al. 2009; Mastrano et al. 2011; Dall’Osso et al. 2015). Unfortunately, owing to the \lesssim Gpc distances to the repeating sources FRB 121102 and FRB 180814.J0422+73, it is highly unlikely that gravitational wave counterparts will be found since the signal-to-noise ratio S/N scales as D^{-1} . Furthermore, since the (electromagnetic) spindown timescale is short for a magnetar, $t_{\text{sd}} \sim 2 \times 10^3 (B/10^{15} \text{ G})^{-2} (P/\text{ms})^2 \text{ s}$ (Lü et al. 2018), older sources are harder to detect since the gravitational wave strain $h \propto P^{-2}$.

However, the strain h is also proportional to the square of the magnetic field strength through the gravitational ellipticity ϵ , so a NS with a strong ($B \gtrsim 10^{15}$ G) and tangled magnetic field within $\lesssim 20$ Mpc of Earth would likely be detectable within the early stages of its life, with facilities such as the Laser Interferometer Gravitational-Wave Observatory (LIGO) or the upcoming Einstein telescope, with $S/N \gg 10$ (Dall’Osso et al. 2009, 2015). The detectability increases further if the star houses a strong, toroidal field ($\Lambda \ll 1$) (Cutler 2002; Mastrano et al. 2013, 2015a; Suvorov et al. 2016). Using the non-barotropic approach of Mastrano et al. (2013, 2015a), the perturbed density associated to a stellar magnetic field is estimated through

$$\frac{\partial \delta \rho}{\partial \theta} = -\frac{r}{4\pi R_*} \left(\frac{d\Phi}{dr} \right)^{-1} \{ \nabla \times [(\nabla \times \mathbf{B}) \times \mathbf{B}] \}_\phi, \quad (16)$$

where Φ is the gravitational potential for the equilibrium configuration. From (16), the gravitational ellipticity ϵ can be found, viz.

$$\epsilon = \pi I_0^{-1} \int_V dr d\theta \delta \rho(r, \theta) r^4 \sin \theta (1 - 3 \cos^2 \theta), \quad (17)$$

for moment of inertia I_0 . In Table 2, we list the ellipticities for the initial and final states of models A, B, and C. In all cases except the initial state for model B, the toroidal field is strong enough to deform the star into a prolate shape ($\epsilon < 0$). In general, we find that the oblateness contributed by the poloidal field is of the order $\epsilon \lesssim 10^{-5}$, in agreement with other estimates found in the literature (Dall’Osso et al.

2009, 2015; Suvorov et al. 2016). It is generally expected that the wobble angle ϑ of a precessing, prolate star with misaligned magnetic and angular momentum axes tends to grow until $\vartheta = \pi/2$, which is the optimal state for gravitational wave emission (Cutler 2002). Significant gravitational radiation and freebody precession would therefore be expected from the models (C especially) presented here (Jones & Andersson 2002; Gualtieri et al. 2011). If, in the future, a repeating FRB source is detected within (say) the Virgo cluster, a coincident measurement of gravitational waves would place strong constraints on the nature of the object, however this would likely disfavour the (Hall-driven) quake scenario because of the disparity between the Hall time (3) and the spin-down time, $t_{\text{H}}/t_{\text{sd}} \sim 10^6$.

Finally, it is important to note that we have not included effects related to plastic flow, such as those discussed by Lander & Gourgouliatos (2019). In particular, Hall-induced magnetic stresses shear the crust and may initiate a plastic flow, as opposed to fracturing, which dissipatively converts excess stress beyond the critical threshold (in the von Mises sense) to heat at a rate which depends on the plastic viscosity, reducing the overall stress felt by the outer layers of the star (Jones 2003; Beloborodov & Levin 2014). Plastic flow is also known to induce a logarithmic creep, which tends to postpone subsequent quakes (Baym & Pines 1971). Plastic flow effects may therefore limit the ability of the star to release energy over the timescales required for repeated FRB activity. However, some of the heat deposited due to the plastic flow is eventually conducted to the stellar surface, possibly initiating afterglow activity within \sim yrs after a burst (Li & Beloborodov 2015), which may be connected to magnetar activity and have observable consequences. A thorough investigation of such effects requires full (general relativistic) elastic magnetohydrodynamics simulations using, for example, the formalism developed by Andersson et al. (2019).

ACKNOWLEDGEMENTS

We thank the anonymous referee for their insights and helpful suggestions. This work was supported by the Alexander von Humboldt Foundation.

REFERENCES

- Andersson, N., Haskell, B., Comer, G. L., & Samuelsson, L. 2019, *Classical and Quantum Gravity*, 36, 105004
- Baiko, D. A., & Chugunov, A. I. 2018, *MNRAS*, 480, 5511
- Barrau, A., Moulin, F., & Martineau, K. 2018, *Physical Review D*, 97, 066019
- Baym, G., & Pines, D. 1971, *Annals of Physics*, 66, 816
- Beloborodov A. M., Levin Y., 2014, *ApJL*, 794, L24
- Beloborodov, A. M. 2017, *ApJL*, 843, L26
- Beniamini, P., Hotokezaka, K., van der Horst, A., & Kouveliotou, C. 2019, *MNRAS*,
- Blaes, O., Blandford, R., Goldreich, P., & Madau, P. 1989, *ApJ*, 343, 839
- Bower, G. C., Chatterjee, S., Wharton, R., et al. 2017, *American Astronomical Society Meeting Abstracts #229*, 229, 330.03

Table 2. Ellipticities (17) of the initial and final states of models A, B, and C, detailed in Sec. 4.3, computed assuming a parabolic (Tolman VII) equilibrium density profile, $\rho = \frac{15M_\star}{8\pi R_\star^3} \left(1 - \frac{r^2}{R_\star^2}\right)$ with $M_\star = 1.4M_\odot$ and $R_\star = 10^6$ cm, to determine $\Phi(r)$ from the Poisson equation $\nabla^2\Phi = 4\pi G\rho$.

Model	$\epsilon_i (\times 10^{-5})$	$\epsilon_f (\times 10^{-5})$
A	-5.06	-4.44
B	0.177	-0.515
C	-10.0	-6.78

- Braithwaite, J. 2006, *A&A*, 449, 451
 Braithwaite, J., & Spruit, H. C. 2006, *A&A*, 450, 1097
 Braithwaite J., 2009, *MNRAS*, 397, 763
 Caleb, M., Spitler, L. G., & Stappers, B. W. 2018, *Nature Astronomy*, 2, 839
 Chandrasekhar S., 1956, *Proc. Nat. Acad. Sci.*, 42, 1
 Chatterjee, S., Law, C. J., Wharton, R. S., et al. 2017, *Nature*, 541, 58
 Cheng, B., Epstein, R. I., Guyer, R. A., & Young, A. C. 1996, *Nature*, 382, 518
 CHIME/FRB Collaboration, Amiri, M., Bandura, K., et al. 2019, *Nature*, 566, 235
 Chugunov, A. I., & Horowitz, C. J. 2010, *MNRAS*, 407, L54
 Ciolfi, R., Kastaun, W., Vijay Kalinani, J., & Giacomazzo, B. 2019, arXiv:1904.10222
 Colaiuda, A., & Kokkotas, K. D. 2011, *MNRAS*, 414, 3014
 Cordes, J. M., Wasserman, I., Hessels, J. W. T., et al. 2017, *ApJ*, 842, 35
 Cumming, A., Arras, P., & Zweibel, E. 2004, *ApJ*, 609, 999
 Cutler, C. 2002, *Physical Review D*, 66, 084025
 Cutler, C., Ushomirsky, G., & Link, B. 2003, *ApJ*, 588, 975
 Dai, Z. G., Wang, J. S., Wu, X. F., & Huang, Y. F. 2016, *ApJ*, 829, 27
 Dall’Osso, S., Shore, S. N., & Stella, L. 2009, *MNRAS*, 398, 1869
 Dall’Osso, S., Giacomazzo, B., Perna, R., & Stella, L. 2015, *ApJ*, 798, 25
 Del Zanna, L., & Bucciantini, N. 2018, *MNRAS*, 479, 657
 Diehl, R., Halloin, H., Kretschmer, K., et al. 2006, *Nature*, 439, 45
 Douchin, F., & Haensel, P. 2001, *A&A*, 380, 151
 Duncan, R. C., & Thompson, C. 1992, *ApJL*, 392, L9
 Endeve, E., Cardall, C. Y., Budiardja, R. D., et al. 2012, *ApJ*, 751, 26
 Epstein, R. I., & Link, B. 2000, *Astrophysics and Space Science Library*, 254, 95
 Ferrario, L., Melatos, A., & Zrake, J. 2015, *Space Science Reviews*, 191, 77
 Franco, L. M., Link, B., & Epstein, R. I. 2000, *ApJ*, 543, 987
 Gajjar, V., Siemion, A. P. V., Price, D. C., et al. 2018, *ApJ*, 863, 2
 Geppert, U., & Viganò, D. 2014, *MNRAS*, 444, 3198
 Geppert, U., Rheinhardt, M., & Gil, J. 2003, *A&A*, 412, L33
 Geppert, U. 2017, *Journal of Astrophysics and Astronomy*, 38, 46
 Giacomazzo, B., Zrake, J., Duffell, P. C., MacFadyen, A. I., & Perna, R. 2015, *ApJ*, 809, 39
 Gnedin O. Y., Yakovlev D. G., Potekhin A. Y., 2001, *MNRAS*, 324, 725
 Goglichidze, O. A., Barsukov, D. P., & Tsygan, A. I. 2015, *MNRAS*, 451, 2564
 Goldreich, P., & Reisenegger, A. 1992, *ApJ*, 395, 250
 Gourdji, K., Michilli, D., Spitler, L. G., et al. 2019, arXiv:1903.02249
 Gourgouliatos, K. N., & Cumming, A. 2015, *MNRAS*, 446, 1121
 Gourgouliatos, K. N., Wood, T. S., & Hollerbach, R. 2016, *Proceedings of the National Academy of Science*, 113, 3944
 Gourgouliatos, K. N., & Esposito, P. 2018, *Astrophysics and Space Science Library*, 457, 57
 Gualtieri, L., Ciolfi, R., & Ferrari, V. 2011, *Classical and Quantum Gravity*, 28, 114014
 Gutenberg, B., & Richter, C. F. 1956, *Bull. seiem. Soc. Am*, 46, 105
 Heger, A., Fryer, C. L., Woosley, S. E., Langer, N., & Hartmann, D. H. 2003, *ApJ*, 591, 288
 Herant, M., Benz, W., & Colgate, S. 1992, *ApJ*, 395, 642
 Hoffman, K., & Heyl, J. 2012, *MNRAS*, 426, 2404
 Horowitz C. J., & Hughto J. 2008, arXiv:0812.2650
 Horowitz, C. J., & Kadau, K. 2009, *Physical Review Letters*, 102, 191102
 Jackson, J. D. 1962, *Classical Electrodynamics*, New York: Wiley, 1962,
 Janka, H.-T. 2004, *Young Neutron Stars and Their Environments*, 218, 3
 Janka, H.-T., & Moenchmeyer, R. 1989, *A&A*, 226, 69
 Johnson-McDaniel, N. K., & Owen, B. J. 2013, *Physical Review D*, 88, 044004
 Jones, P. B. 1988, *MNRAS*, 233, 875
 Jones, P. B. 2003, *ApJ*, 595, 342
 Jones D. I., Andersson N., 2002, *MNRAS*, 331, 203
 Kaminker, A. D., Potekhin, A. Y., Yakovlev, D. G., & Chabrier, G. 2009, *MNRAS*, 395, 2257
 Katz, J. I. 2018, *Progress in Particle and Nuclear Physics*, 103, 1
 Keane, E. F., Stappers, B. W., Kramer, M., & Lyne, A. G. 2012, *MNRAS*, 425, L71
 Kojima, Y., & Kisaka, S. 2012, *MNRAS*, 421, 2722
 Kokkotas, K. D. 2014, *American Institute of Physics Conference Series*, 1577, 119
 Kouveliotou, C., Fishman, G. J., Meegan, C. A., et al. 1994, *Nature*, 368, 125
 Lander, S. K. 2016, *ApJL*, 824, L21
 Lander, S. K., Andersson, N., Antonopoulou, D., & Watts, A. L. 2015, *MNRAS*, 449, 2047
 Lander, S. K., & Gourgouliatos, K. N. 2019, *MNRAS*, 486, 4130
 Lasky, P. D., & Melatos, A. 2013, *Physical Review D*, 88,

- 103005
 Lasky, P. D., Leris, C., Rowlinson, A., & Glampedakis, K. 2017, *ApJL*, 843, L1
 Levin, Y., & Lyutikov, M. 2012, *MNRAS*, 427, 1574
 Li X., Beloborodov A. M., 2015, *ApJ*, 815, 25
 Li, X., Levin, Y., & Beloborodov, A. M. 2016, *ApJ*, 833, 189
 Li, B., Li, L.-B., Zhang, Z.-B., et al. 2019, arXiv:1901.03484
 Lorimer, D. R., Bailes, M., McLaughlin, M. A., Narkevic, D. J., & Crawford, F. 2007, *Science*, 318, 777
 Lu, W., & Kumar, P. 2016, *MNRAS*, 461, L122
 Lü, H.-J., Zou, L., Lan, L., & Liang, E.-W. 2018, *MNRAS*, 480, 4402
 Lyubarsky, Y. 2014, *MNRAS*, 442, L9
 Marchant, P., Reisenegger, A., Alejandro Valdivia, J., & Hoyos, J. H. 2014, *ApJ*, 796, 94
 Margalit, B., & Metzger, B. D. 2018, *ApJL*, 868, L4
 Mastrano, A., Melatos, A., Reisenegger, A., & Akgün, T. 2011, *MNRAS*, 417, 2288
 Mastrano A., Lasky P.D., and Melatos A., 2013, *MNRAS*, 434, 1658
 Mastrano A., Suvorov A.G., and Melatos A., 2015, *MNRAS*, 447, 3475
 Mastrano, A., Suvorov, A. G., & Melatos, A. 2015, *MNRAS*, 453, 522
 Metzger, B. D., Berger, E., & Margalit, B. 2017, *ApJ*, 841, 14
 Mingarelli, C. M. F., Levin, J., & Lazio, T. J. W. 2015, *ApJL*, 814, L20
 Miralles, J. A., Pons, J. A., & Urpin, V. A. 2002, *ApJ*, 574, 356
 Munro, M. P., Gaensler, B. M., Nechita, A., Miller, J. M., & Slane, P. O. 2008, *ApJ*, 680, 639
 Murray, S. G., Power, C., & Robotham, A. S. G. 2013, *Astronomy and Computing*, 3, 23
 Nakamura, K., Kuroda, T., Takiwaki, T., & Kotake, K. 2014, *ApJ*, 793, 45
 Obergaulinger, M., & Aloy, M. Á. 2017, *Journal of Physics Conference Series*, 932, 012043
 Obergaulinger, M., Just, O., & Aloy, M. A. 2018, *Journal of Physics G Nuclear Physics*, 45, 084001
 Oppermann, N., Yu, H.-R., & Pen, U.-L. 2018, *MNRAS*, 475, 5109
 Palaniswamy, D., Li, Y., & Zhang, B. 2018, *ApJL*, 854, L12
 Passamonti, A., Akgün, T., Pons, J. A., & Miralles, J. A. 2017, *MNRAS*, 465, 3416
 Pen, U.-L., & Connor, L. 2015, *ApJ*, 807, 179
 Peralta, C., Melatos, A., Giacobello, M., & Ooi, A. 2005, *ApJ*, 635, 1224
 Petroff, E., Barr, E. D., Jameson, A., et al. 2016, *Publ. Astron. Soc. Australia*, 33, e045
 Petroff, E., Hessels, J. W. T., & Lorimer, D. R. 2019, *The Astronomy and Astrophysics Review*, 27, 4
 Platts, E., Weltman, A., Walters, A., et al. 2018, arXiv:1810.05836
 Popov, S. B., Pons, J. A., Miralles, J. A., Boldin, P. A., & Posselt, B. 2010, *MNRAS*, 401, 2675
 Price, D. J., & Rosswog, S. 2006, *Science*, 312, 719
 Price, D. C., Gajjar, V., Rosenthal, L., et al. 2018, *Research Notes of the American Astronomical Society*, 2, 30
 Ravi, V., & Lasky, P. D. 2014, *MNRAS*, 441, 2433
 Ravi, V., Shannon, R. M., & Jameson, A. 2015, *ApJL*, 799, L5
 Rheinhardt, M., & Geppert, U. 2002, *Physical Review Letters*, 88, 101103
 Sanwal, D., Pavlov, G. G., Zavlin, V. E., & Teter, M. A. 2002, *ApJL*, 574, L61
 Sawai, H., Yamada, S., & Suzuki, H. 2013, *ApJL*, 770, L19
 Scheidegger, S., Käppeli, R., Whitehouse, S. C., Fischer, T., & Liebendörfer, M. 2010, *A&A*, 514, A51
 Scholz, P., Bogdanov, S., Hessels, J. W. T., et al. 2017, *ApJ*, 846, 80
 Shibata, M., Liu, Y. T., Shapiro, S. L., & Stephens, B. C. 2006, *Physical Review D*, 74, 104026
 Sotani, H., Kokkotas, K. D., & Stergioulas, N. 2007, *MNRAS*, 375, 261
 Spitler, L. G., Cordes, J. M., Hessels, J. W. T., et al. 2014, *ApJ*, 790, 101
 Spruit, H. C. 1999, *A&A*, 349, 189
 Suvorov, A. G., Mastrano, A., & Geppert, U. 2016, *MNRAS*, 459, 3407
 Suvorov, A. G. 2018, *Physical Review D*, 98, 084026
 Tammann, G. A., Loeffler, W., & Schroeder, A. 1994, *The Astrophysical Journal Supplement*, 92, 487
 Tendulkar, S. P., Bassa, C. G., Cordes, J. M., et al. 2017, *ApJL*, 834, L7
 Thompson, C., & Duncan, R. C. 1993, *ApJ*, 408, 194
 Thompson, C., Lyutikov, M., & Kulkarni, S. R. 2002, *ApJ*, 574, 332
 Thompson, C., Yang, H., & Ortiz, N. 2017, *ApJ*, 841, 54
 Thornton, D., Stappers, B., Bailes, M., et al. 2013, *Science*, 341, 53
 Tiengo, A., Esposito, P., Mereghetti, S., et al. 2013, *Nature*, 500, 312
 Totani, T. 2013, *Publications of the Astronomical Society of Japan*, 65, L12
 Urpin, V. A., Levshakov, S. A., & Iakovlev, D. G. 1986, *MNRAS*, 219, 703
 Utsu, T., Ogata, Y., Matsu'ura, R. S. 1995, *Journal of Physics of the Earth*, 43, 1
 Vartanyan, D., Burrows, A., Radice, D., Skinner, M. A., & Dolence, J. 2019, *MNRAS*, 482, 351
 Viganò, D., Pons, J. A., & Miralles, J. A. 2012, *Computer Physics Communications*, 183, 2042
 von Mises R., 1913, *Nachr. Ges. Wiss. Göttingen, Math.-Phys. Kl.*, 1, 582
 Wadiasingh, Z., & Timokhin, A. 2019, *ApJ*, 849, 4
 Wang, F. Y., & Yu, H. 2017, *JCAP*, 3, 023
 Wang, W., Luo, R., Yue, H., et al. 2018, *ApJ*, 852, 140
 Wang, W., Zhang, B., Chen, X., & Xu, R. 2019, arXiv:1903.03982
 Xu, R. X., Tao, D. J., & Yang, Y. 2006, *MNRAS*, 373, L85
 Yang, Y.-H., Zhang, B.-B., & Zhang, B. 2019, *ApJL*, 875, L19
 Zhang, B. 2016, *ApJL*, 827, L31
 Zhang, B. 2018, *ApJL*, 867, L21
 Zhang, Y., Geng, J.-J., & Huang, Y.-F. 2018, *ApJ*, 858, 88
 Zhang, Y. G., Gajjar, V., Foster, G., et al. 2018, *ApJ*, 866, 149
 Zhang, S.-B., Hobbs, G., Dai, S., et al. 2019, *MNRAS*, 484, L147
 Zink, B., Lasky, P. D., & Kokkotas, K. D. 2012, *Physical Review D*, 85, 024030

This paper has been typeset from a T_EX/ L^AT_EX file prepared by the author.