

Overlapping community detection in networks based on link partitioning and partitioning around medoids

Alexander Ponomarenko^{1,*}, Leonidas Pitsoulis², Marat Shamshetdinov³

1 National Research University Higher School of Economics, Nizhny Novgorod, Russia

2 University of Thessaloniki, Greece

3 Intel Corp, Nizhny Novgorod, Russia

* aponomarenko@hse.ru

Abstract

In this paper, we present a new method for detecting overlapping communities in networks with a predefined number of clusters called LPAM (Link Partitioning Around Medoids). The overlapping communities in the graph are obtained by detecting the disjoint communities in the associated line graph employing link partitioning and partitioning around medoids which are done through the use of a distance function defined on the set of nodes. We consider both the commute distance and amplified commute distance as distance functions. The performance of the LPAM method is evaluated with computational experiments on real life instances, as well as synthetic network benchmarks. For small and medium-size networks, the exact solution was found, while for large networks we found solutions with a heuristic version of the LPAM method.

Introduction

Detection of overlapping communities in a network is the task of grouping the nodes of the network into a family of subsets called clusters so that each cluster contains nodes that are similar with respect to the overall network structure. Overlapping means that one node can belong to multiple clusters, in contrast to disjoint community detection where the clusters form a partition of the set of nodes. To this day, there is no widely accepted formal definition for the notion of community in a network. This leads to different community definitions and allows for the existence of a variety of graph clustering methods that can only be compared based on their computational complexity and the empirical evaluation of their proposed communities. A common approach to formalizing the notion of community in a network is through the use of quality functions that attempt to quantify the degree of the community structure captured by a given partition of the nodes. That is, a quality function will, in principle, attain extreme values for the clustering of the nodes that best reflects the community structure of a graph. Given such a quality function, community detection translates into an optimization problem. Modularity [1] is one of the best-known quality functions. It has been used by many methods that solve the related optimization problem with varying success. However, it is still an open question what the properties of a good quality function are [2].

Community detection in networks is an actively developing area connected to many fields of science that need tools for complex network analysis, including molecular biology, sociology, data mining, and unsupervised machine learning. Network clustering methods can be classified according to the approaches on which they are based.

There is a plethora of different methods and approaches for overlapping community detection in graphs, which can be partially attributed to the absence of a well defined and widely accepted quality function for overlapping communities, as is the case with non-overlapping community detection. An attempt to axiomatize quality functions for non-overlapping graph clustering, in the form of intuitive properties that any such function should satisfy, is presented in [2]. The authors, driven by similar results in distance-based clustering, propose six such properties. For instance, the value of a clustering quality function should not decrease if, for a given clustering, we add edges between nodes in the same clusters. Moreover, they showed that modularity does not satisfy some of these properties.

In a more recent work [3], the authors compiled a survey of the currently known families of quality functions for both non-overlapping and overlapping graph clustering. The authors also present computational experiments on a set of benchmark instances with known community structure, then compare the quality functions in terms of performance in identifying the communities. The most recent overview and classification of the state-of-the-art methods for overlapping community detection, as well as a computational comparison of existing solutions and benchmark instance evaluation,

can be found in [4]. In the paper, the authors present 14 different algorithms and propose a unified framework for testing them.

One approach to overlapping community detection is link partitioning, also known as link communities identification, which involves splitting a set of edges instead of partitioning nodes. It is based on the idea that relations between nodes define the community structure, not the nodes themselves. In the case of link partitioning, a node belongs to a community if it has adjacent edges that belong to that community. For example, a person may play soccer with a group of playmates at weekends and go to work with coworkers on weekdays. Given that a coworker can also be a playmate, we have overlapping communities. That person has two types of relations with other people: "plays soccer with" and "works with." Thus, the person belongs to two communities: "soccer players" and "colleagues." Thereby, we can consider this person as an overlapped node.

Even though link partitioning for overlapping community detection seems very natural, historically, the methods that exploit it appeared relatively late. In 2009 and later, in 2010, Evans and Lambiotte [5], [6] were the first who performed node partitioning of a line graph to obtain an edge partition of the original graph. So they projected the network into a weighted line graph whose nodes are the links of the original graph, and, after that, they applied one of the disjoint community detection algorithms. In 2011, Kim and Jeong [7] proposed a modified version of the map equation method (also known as Infomap [8]) to detect link communities under the Minimum Description Length (MDL) principle. Also, Evans [9] in 2010, extended the line graph approach to using clique graphs, wherein cliques of a given order are represented as nodes in a weighted graph.

To reveal overlapping communities, calculating the spectrum of a graph with a Laplacian matrix was also exploited in some papers. Selecting the eigenvectors corresponding to the first k smallest eigenvalues of the graph, the Laplacian matrix allows embedding each node into a k -dimensional space, with the expectation that nodes from the same cluster will have a small distance to one another, relative to nodes outside the cluster. To apply the spectral approach to revealing the overlapping community structure, the authors in [10] suggest using the K -medians algorithm, instead of the regular K -means, for clustering in the k -dimensional spectral domain. A Gaussian Mixture Model in the spectral domain was proposed in [11], and a fuzzy c -means algorithm, to obtain a soft assignment, was used in [12].

In this paper, we present a novel approach to overlapping community detection. The paper is organized as follows: In Materials and Methods, we give a formal definition of the clustering problem, describe the proposed method and the datasets, and compare the methods used in computational experiments. We briefly discuss how to choose the input parameters and give the estimation of the computational cost of the proposed method in section Discussion. Traditionally, we finish the paper with the Conclusion section.

Materials and Methods

Problem statement

Let $G = (V, E)$ be a graph with n nodes $V = \{v_1, v_2, \dots, v_n\}$ and m edges $E \subseteq V \times V$. For a given natural number k define a *cover* as a family of k subsets of nodes

$$\mathcal{C} = \{C_1, C_2, \dots, C_k\}$$

where each C_i is called a *cluster* or *community*. The goal in community detection is to find a cover \mathcal{C} which best describes the community structure of the graph, in the sense that nodes within clusters are more densely connected than the clusters themselves. We can also associate with \mathcal{C} an *affiliation matrix* $\mathbf{F}_{\mathcal{C}} \in \mathbb{R}^{|V| \times |\mathcal{C}|}$ where F_{vc} corresponds to the degree of affiliation of vertex v with community $c \in \mathcal{C}$. If we impose the following constraints

$$\sum_{c \in \mathcal{C}} F_{vc} = 1, \quad \forall v \in V \quad (1)$$

$$0 \leq F_{vc} \leq 1, \quad \forall v \in V, \forall c \in \mathcal{C}. \quad (2)$$

then the values of the affiliation matrix are also known as *belonging coefficients* [13]. In the case of non-overlapping community detection we have that \mathcal{C} must be a partition of V , or equivalently, equation (2) is replaced by the binary constraint $F_{vc} \in \{0, 1\}$. The proposed method is based on non-overlapping link partitioning. Thus, the task of overlapping community detection is reduced to the problem of finding non-overlapping communities in the set of edges, which is equivalent to the problem of finding non-overlapping communities on a line graph $L(G)$ whose vertices correspond to edges of the original graph G . Two vertices are connected by an edge in $L(G)$ if the corresponding edges in G have a common node. In order to determine disjoint communities in the line graph $L(G)$ we build a distance matrix $D = (d_{ij}) \in \mathbb{R}^{m \times m}$ based on the structure of $L(G)$, and for doing this we utilize a distance function on the nodes of a graph. For this purpose we tested two distance functions; the commute distance [14] and the amplified

commute distance [15]. Given that we seek to find k overlapping communities in the original graph G , we compute a set $S = \{s_1, s_2, \dots, s_k\}$ of vertices from $L(G)$ which can be considered the medians with respect to the distances in D , that is

$$S := \arg \min_{T \subset E(G), |T|=k} \sum_{j \in E(G)} \sum_{c \in T} d_{jc} x_{jc}, \quad (3)$$

$$x_{jc} = \begin{cases} 1, & \text{if } d_{jc} \leq d_{js}, s \in S, \\ 0, & \text{otherwise} \end{cases} \quad (4)$$

Thus, x_{jc} is an indicator variable which takes the value 1 when the edge j of the original graph G belongs to cluster c and 0 otherwise. The arg min function runs over all possible subsets T of $E(G)$ of the size k . Together, expressions 3 and 4 constitute the k -median problem also known as the *facility location problem* which is known to be NP-complete [16, 17].

The matrix of belonging coefficients for the final covering is calculated as follows.

$$F_{ic} = \begin{cases} 1, & \text{if } \frac{\sum_{(i,j) \in E} x_{jc}}{d_i} \geq \theta, \\ 0, & \text{otherwise} \end{cases} \quad (5)$$

for every $i \in V(G)$ and $c \in S$, where θ is a threshold parameter, and d_i is the degree of vertex i in the graph G . Thus, the belonging coefficient F_{ic} of node i to cluster c is proportional to the number of adjacent edges belonging to the cluster c . As the value of θ increases, the degree of overlapping between the communities also increases.

In summary, in order to find k overlapping communities in a graph G , our proposed method **Link Partitioning Around Medoids (LPAM)** consists of the following steps:

1. Build the line graph $L(G)$
2. Find k disjoint communities in $L(G)$:
 - (a) Compute the distance matrix D between each pair of nodes based on commute distance or amplified commute distance
 - (b) Solve the k -median problem based on the distances in D and compute the medians $S = \{s_1, s_2, \dots, s_k\}$
3. Build a cover for the original graph G based on the affiliation matrix F_C which is constructed from S and a threshold value θ .

The value of the parameter θ should be chosen according to the application. In our experiments, we have found that in most cases a threshold value of 0.5 for θ produces the best result. The main reason for this is that most networks with known ground truth cluster assignment have just a few nodes belonging to more than two communities. When θ is large, the algorithm tends to assign nodes to a single cluster. Conversely, with small values of θ , nodes are assigned to many clusters.

It must be noted that the LPAM method is applicable only to unweighted graphs. Since the method works with a line graph where the nodes are the edges of the original graph, it does not take into account the edge weights of the original graph.

Distance functions

There are various options when it comes to choosing a distance function on the nodes of a graph. Intuitively, a proper distance function should reflect the relationship between nodes within the same cluster in a community, so that the vertices from the same cluster should have a shorter distance between one another than the distance between them if they were to belong to different clusters. In this paper, we employed two distance functions, namely commute distance and amplified commute distance.

Commute distance

Commute distance [18] is also known as resistance distance [19] in the literature. The resistance distance can be thought of as the effective resistance between two nodes in a graph if we consider this graph to be an electrical circuit. It is defined as

$$d_r(i, j) = \frac{K^{(i,j)}}{K_{(ij)}}, \quad (6)$$

where $K_{(ij)}$ is the minor of a Kirchhoff matrix, and $K^{(i,j)}$ is a second-order algebraic complement, that is, a determinant of the matrix obtained from the Kirchhoff matrix by deleting two rows and two columns i, j . Commute distance $d_{\text{cm}}(i, j)$ and resistance distance $d_r(i, j)$ are related as follows

$$d_{\text{cm}}(i, j) = \text{vol}(G)d_r(i, j), \quad (7)$$

where $\text{vol}(G) = \sum_{v \in V(G)} d_v$ is the volume of the graph G , and d_v is the degree of vertex v . The value of commute distance $d_{\text{cm}}(v, w)$ between node v and node w , on the graph G , can be interpreted as the expected number of steps that a random walker needs to take to reach node w from v and return back. Intuitively, commute distance seems like a good candidate for capturing the community structure in a graph, in the sense that nodes within the same community should have a higher probability to be reachable between each other than nodes from different communities. The number of possible paths between two nodes is directly proportional to the commute distance between these two nodes, and one should expect that pairs of nodes, within the same community, should have a higher number of paths than pairs from different communities. However, commute distance is theoretically flawed when it comes to large graphs. In [15], the authors proved that when the size of the graph becomes sufficiently large, the probability of reaching a node from another node becomes dependent only on the degree of the destination node. The authors called this effect *losing in space*. To overcome this drawback, the authors proposed amplified commute distance as a possible improvement in the same paper.

Amplified commute distance

Amplified commute distance can be expressed as

$$d_{\text{amp}}(i, j) = \frac{d_{\text{cm}}(i, j)}{\text{vol}(G)} - \frac{1}{d_i} - \frac{1}{d_j} + \frac{2w_{ij}}{d_i d_j} - \frac{w_{ii}}{d_i^2} - \frac{w_{jj}}{d_j^2}, \quad (8)$$

where the purpose of the negative terms is to reduce the influence of the edges adjacent to i and j , which completely dominate the behavior of resistance distance. The term *amplify* is intended to emphasize the main role of the first term. As well as the original commute distance, the amplified commute distance is Euclidean [15].

Benchmarks and evaluation

To evaluate the quality of the tested algorithms, we employ an implementation of the Normalized Mutual Information measure for sets of overlapping clusters (ONMI) [20]. We used it to measure the difference between the covering produced by the examined algorithm and the known ground truth. In recent literature, ONMI values have become one of the most widely used measures to calculate the difference between two coverings. Since many papers in overlapping clustering (e.g. [4, 21, 22]) include ONMI values for comparison purposes with benchmark graph instances with known ground truth, we can evaluate our proposed method without necessarily implementing other methods as long as we use the same benchmark instance set.

lattice 8x8 example

To help readers gain some intuition into the proposed method, we created a pedagogical example illustrated in Figure 1. Given a regular 8×8 lattice, which naturally does not contain any community structure, we applied our method for $k = 4$ overlapping communities. As can be seen in Figure 1, our method, which produced the same results for both commute and amplified commute distance, identifies four equal and overlapping communities in such a way that each community overlaps exactly with two others. The medoids on the line graph are presented by big circles, while the communities in the lattice are identified with colors and the corresponding medoids with bold edges. Similarly, if we choose $k = 2$, we get two equal overlapping communities.

Compared Methods

Although the performance of the proposed method could in principle be compared with other published methods based solely on the ONMI value, for the sake of consistency we used the publicly available implementations of the following three overlapping community detection methods.

Greedy Clique Extension [23]. The Greedy Clique Extension algorithm (GCE) can be considered a heuristic for the optimization problem of finding community structures according to the Lancichinetti community quality function [24] F_S .

$$F_S = \frac{k_{in}^S}{(k_{in}^S + k_{out}^S)^\alpha}, \quad (9)$$

where k_{in}^S is internal degree and external degree is k_{out}^S of graph subset S . The algorithm has four stages.

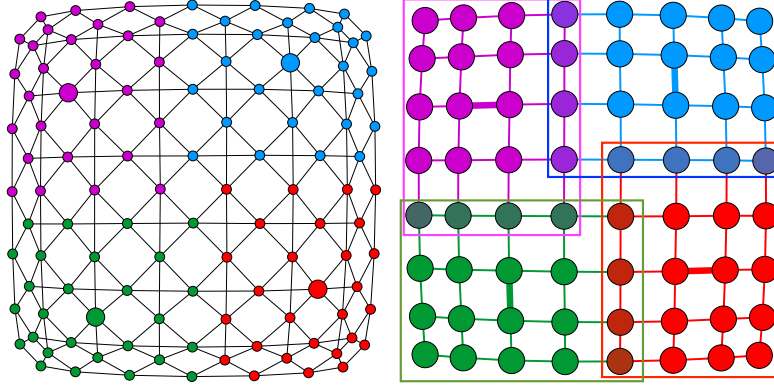


Fig 1. The 8×8 lattice on the right and its line graph on the left. 4 clusters are highlighted by the rectangles with corresponding colours. The medoids on the line graph are presented by big circles, while in the original graph medoids are identified by bold edges.

1. The set of maximum cliques is obtained by using some heuristic algorithms. The cliques with the size of at least r are considered seeds;
2. Each seed is expanded by a greedy algorithm according to the quality function F_S . For a certain seed the expanding process continues until quality function F_S is increasing;
3. The expanded seeds are merged with the help of the symmetric distance function defined between a pair of communities as

$$\delta_E(S, S') = 1 - \frac{|S \cap S'|}{\min(|S|, |S'|)}. \quad (10)$$

Communities S and S' are merged if distance $\delta_E(S, S')$ is less than threshold ϵ . The authors recommend using the values $r = 4$ and $\epsilon = 0.25$. The overlapping naturally appears because one vertex can be covered by several seed extensions.

4. Calculate the final communities covering.

Order Statistics Local Optimization Method (OSLOM) [25]. The main feature of the OSLOM is that it utilizes the statistically significant community measure as the fitness function. In turn, a statistically significant community is defined with the help of the configuration model [26] as a null hypothesis. Similar to GCE, the OSLOM is based on optimizing the fitness function by local search, via adding or removing vertices from the cluster. At the final stage, the OSLOM builds a hierarchical clustering structure. Every cluster is considered as a single vertex. New vertices are connected if the corresponding clusters have common edges. The weights of the new edges are assigned proportionally to the number of the edges between the original clusters.

Summarizing, the algorithm has the following steps:

1. Find clusters via local search to maximize the fitness function. Repeat until convergence;
2. Unite or split clusters based on their internal structure;
3. Consider clusters as vertices. Build a hierarchical structure of clusters iteratively.

COPRA [27]. This is an iterative method, based on the idea of multi-label propagation with computation complexity close to linear. It extends the label propagation algorithm (LPA) [28] with the ability for every node to have multiple labels. One of the several drawbacks of COPRA is that the node can belong at most to the fixed number of communities v which is a parameter of the algorithm. To avoid this problem, the BMLPA method was proposed [29], however, the authors do not provide an implementation, which makes it hard to perform comparison with this method. The non-deterministic nature of the COPRA algorithm with high variance is another drawback which makes it hard to interpret the results. Mainly, the randomness comes from two factors. The first is assigning the labels randomly at the initial stage. The second is part of the label propagation process. If multiple labels have the same maximum belonging coefficient below the threshold, COPRA retains one of them, chosen at random.

Here below we will briefly introduce the remaining methods involved in the comparison. For the consistency

PercoMVC The PercoMVC approach consists of the two steps [30]. In the first step, the algorithm attempts to determine all communities that the clique percolation algorithm may find. In the second step, the algorithm computes

the Eigenvector Centrality method on the output of the first step to measure the influence of network nodes and reduce the rate of the unclassified nodes

danmf The procedure uses telescopic non-negative matrix factorization in order to learn a cluster membership distribution over nodes. The method can be used in an overlapping and non-overlapping way [31].

SLPA is an overlapping community discovery that extends the LPA [32]. SLPA consists of the following three stages: 1) the initialization 2) the evolution 3) the post-processing

egonet splitter The method first creates the egonets of nodes. A persona-graph is created which is clustered by the Louvain method [33].

Demon is a node-centric bottom-up overlapping community discovery algorithm. It leverages ego-network structures and overlapping label propagation to identify micro-scale communities that are subsequently merged in mesoscale ones [34].

k-clique [35] Find k-clique communities in graph using the percolation method. A k-clique community is the union of all cliques of size k that can be reached through adjacent (sharing k-1 nodes) k-cliques.

LAIS2 is an overlapping community discovery algorithm based on the density function. The algorithm considers the density of a group as defined as the average density of the communication exchanges between the actors of the group. LAIS2 is composed of two procedures LA (Link Aggregate Algorithm) and IS2 (Iterative Scan Algorithm). [36]

Angel is a node-centric bottom-up community discovery algorithm. It leverages ego-network structures and overlapping label propagation to identify micro-scale communities that are subsequently merged into mesoscale ones. Angel is the, faster, successor of Demon [37].

The **Leiden** algorithm is an improvement of the Louvain algorithm [38]. The Leiden algorithm consists of three phases:

1. local moving of nodes,
2. refinement of the partition
3. aggregation of the network based on the refined partition, using the non-refined partition to create an initial partition for the aggregate network.

The **Label Propagation algorithm** (LPA) detects communities using network structure alone [39]. The algorithm doesn't require a pre-defined objective function or prior information about the communities. It works as follows:

1. Every node is initialized with a unique label (an identifier)
2. These labels propagate through the network
3. At every iteration of propagation, each node updates its label to the one that the maximum numbers of its neighbours belong to. Ties are broken uniformly and randomly.
4. LPA reaches convergence when each node has the majority label of its neighbours.

Datasets

As real-world datasets, we used the following four well-known network instances with the known ground truth.

- School Friendship: a high school friendship network where the ground truth is a total of 6 communities [40].
 - Zachary's karate club: a social network of friendships between 34 members of a karate club at a US university in the 1970s [41].
 - Word adjacencies: an adjacency network of common adjectives and nouns in the novel David Copperfield by Charles Dickens [42]
 - Books about US politics: A network of books about US politics published around the time of the 2004 presidential election and sold by the online bookseller Amazon.com. The edges between the books represent frequent co-purchasing of books by the same buyers. The dataset can be found on Valdis Krebs' website <http://www.orgnet.com>
 - American College Football: Graph of the games between college football teams which belong to 12 different confederations [43].
-

We constructed synthetic networks of the several types with known ground truth. The graphs created by recently published network generator "FARZ" [44] have prefix "farz". A float number in the name is a value for parameter β . For all cases we used $n = 200, m = 5, k = 5, \alpha = 0.2, \gamma = 0.5$. Planted partition graphs (PP-graphs) [45] have prefix "PP". In turn, the networks (SBM-graph) generated by stochastic block model [46] have prefix "SBM". The first float number in the name of SBM/PP-graphs is an intra cluster probability for the edge. The second is a probability for an edge to be between clusters. We use prefix bench for Lancichinetti networks [47]. A float number after prefix means mixing parameter (μ). The remaining parameters are $N = 200, k = 15, \max K = 50, \min C = 5, \max C = 50, \text{on} = 20, \text{om} = 2$. The parameters used for generating networks bench_30,..., bench_60_dense can be found in ???. All instances of generated graphs can be found in our github repo. In addition, all parameters that were used for the graphs generation can be found inside a script exp_CDLIB.py. Finally, all values of random seeds in experiments were fixed, thus all computational results can be reproduced.

All the relevant information for the above mentions benchmark networks presented in the Table 1.

Table 1. Basic statistics of the networks used in the computational experiments

statistic graph	\hat{c}	\hat{k}	\hat{o}	$ E $	$ V $	average internal degree	internal edge density	modularity density	normalized cut
PP_0.20_0.10	0.18	6.00	0.00	61.00	30.00	1.07	0.07	-2.32	0.84
PP_0.20_0.15	0.18	6.00	0.00	84.00	30.00	0.93	0.06	-4.48	0.96
PP_0.20_0.20	0.20	6.00	0.00	99.00	30.00	0.80	0.05	-6.00	1.01
PP_0.20_0.25	0.21	6.00	0.00	119.00	30.00	0.80	0.05	-7.60	1.04
PP_0.40_0.10	0.17	6.00	0.00	73.00	30.00	1.87	0.12	-1.36	0.71
PP_0.40_0.15	0.23	6.00	0.00	93.00	30.00	1.53	0.10	-3.76	0.87
PP_0.40_0.20	0.25	6.00	0.00	109.00	30.00	1.47	0.09	-5.20	0.92
PP_0.40_0.25	0.24	6.00	0.00	133.00	30.00	1.73	0.11	-6.48	0.93
PP_0.60_0.10	0.25	6.00	0.00	86.00	30.00	2.40	0.15	-1.36	0.69
PP_0.60_0.15	0.25	6.00	0.00	104.00	30.00	2.27	0.14	-2.88	0.78
PP_0.60_0.20	0.29	6.00	0.00	126.00	30.00	2.60	0.16	-3.84	0.80
PP_0.60_0.25	0.38	6.00	0.00	148.00	30.00	2.73	0.17	-5.28	0.83
PP_0.80_0.10	0.26	6.00	0.00	101.00	30.00	3.20	0.20	-0.40	0.61
PP_0.80_0.15	0.28	6.00	0.00	112.00	30.00	2.80	0.18	-2.24	0.72
PP_0.80_0.20	0.31	6.00	0.00	134.00	30.00	3.13	0.20	-3.20	0.75
PP_0.80_0.25	0.42	6.00	0.00	160.00	30.00	3.53	0.22	-4.32	0.77
PP_1.00_0.10	0.38	6.00	0.00	118.00	30.00	4.00	0.25	0.16	0.57
PP_1.00_0.15	0.39	6.00	0.00	134.00	30.00	4.00	0.25	-1.12	0.64
PP_1.00_0.20	0.40	6.00	0.00	148.00	30.00	4.00	0.25	-2.24	0.69
PP_1.00_0.25	0.43	6.00	0.00	165.00	30.00	4.00	0.25	-3.60	0.73
SBM_0.2_0.15	0.15	7.00	0.00	276.00	68.00	1.97	0.06	-3.05	0.86
SBM_0.2_0.2	0.14	7.00	0.00	354.00	68.00	1.77	0.05	-5.00	0.94
SBM_0.2_0.25	0.19	7.00	0.00	427.00	68.00	1.56	0.04	-6.84	0.99
SBM_0.2_0.3	0.24	7.00	0.00	532.00	68.00	1.70	0.05	-8.80	1.01
SBM_0.4_0.1	0.15	7.00	0.00	295.00	68.00	3.12	0.09	-1.78	0.73
SBM_0.4_0.15	0.18	7.00	0.00	404.00	68.00	3.34	0.09	-3.81	0.82
SBM_0.4_0.2	0.21	7.00	0.00	488.00	68.00	3.34	0.10	-5.56	0.87
SBM_0.4_0.25	0.26	7.00	0.00	582.00	68.00	3.44	0.10	-7.36	0.90
SBM_0.6_0.1	0.21	7.00	0.00	352.00	68.00	4.80	0.14	-0.56	0.61
SBM_0.6_0.15	0.24	7.00	0.00	471.00	68.00	5.17	0.15	-2.58	0.71
SBM_0.6_0.2	0.26	7.00	0.00	553.00	68.00	5.27	0.15	-4.15	0.77
SBM_0.6_0.25	0.29	7.00	0.00	654.00	68.00	5.31	0.15	-6.19	0.82
SBM_0.8_0.1	0.32	7.00	0.00	417.00	68.00	6.65	0.19	0.73	0.52
SBM_0.8_0.15	0.31	7.00	0.00	535.00	68.00	6.91	0.20	-1.42	0.64
SBM_0.8_0.2	0.32	7.00	0.00	617.00	68.00	7.11	0.20	-2.86	0.69
SBM_0.8_0.25	0.33	7.00	0.00	697.00	68.00	6.84	0.20	-4.90	0.76
SBM_1.0_0.1	0.46	7.00	0.00	493.00	68.00	8.71	0.25	2.09	0.46
SBM_1.0_0.15	0.40	7.00	0.00	589.00	68.00	8.71	0.25	0.03	0.57
SBM_1.0_0.2	0.38	7.00	0.00	676.00	68.00	8.71	0.25	-1.78	0.64
SBM_1.0_0.25	0.40	7.00	0.00	767.00	68.00	8.71	0.25	-3.68	0.70
adj	0.17	2.00	0.00	425.00	112.00	2.07	0.01	-0.12	1.05
bench_0.10	0.60	200.00	11.00	1525.00	200.00	0.00	0.00	-1330.00	1.00
bench_0.15	0.45	200.00	8.00	1585.00	200.00	0.01	0.00	-1329.00	1.00
bench_0.20	0.33	200.00	8.00	1499.00	200.00	0.01	0.00	-1329.00	1.00
bench_0.25	0.36	200.00	10.00	1545.00	200.00	0.01	0.00	-1328.00	1.00
bench_0.30	0.30	200.00	9.00	1475.00	200.00	0.01	0.00	-1329.00	1.00
bench_0.35	0.30	200.00	10.00	1647.00	200.00	0.01	0.00	-1329.00	1.00
bench_0.40	0.24	200.00	10.00	1611.00	200.00	0.00	0.00	-1330.00	1.00
bench_0.45	0.25	200.00	13.00	1556.00	200.00	0.00	0.00	-1330.00	1.00
bench_0.50	0.18	200.00	10.00	1451.00	200.00	0.00	0.00	-1293.00	1.00
bench_0.55	0.20	200.00	13.00	1653.00	200.00	0.00	0.00	-1330.00	1.00
bench_0.60	0.18	200.00	13.00	1553.00	200.00	0.00	0.00	-1330.00	1.00
bench_0.65	0.15	200.00	12.00	1524.00	200.00	0.00	0.00	-1330.00	1.00
bench_0.70	0.14	200.00	11.00	1482.00	200.00	0.00	0.00	-1330.00	1.00
bench_0.75	0.13	200.00	10.00	1468.00	200.00	0.00	0.00	-1330.00	1.00
bench_0.80	0.15	200.00	12.00	1607.00	200.00	0.01	0.00	-1329.00	1.00
bench_0.85	0.16	200.00	10.00	1660.00	200.00	0.00	0.00	-1330.00	1.00
bench_0.90	0.15	200.00	9.00	1612.00	200.00	0.01	0.00	-1329.00	1.00
bench_0.95	0.15	200.00	9.00	1647.00	200.00	0.00	0.00	-1330.00	1.00
bench_30	0.42	3.00	2.00	60.00	30.00	3.29	0.09	0.86	0.19
bench_40	0.42	3.00	5.00	110.00	40.00	4.42	0.08	0.59	0.37
bench_50	0.40	4.00	4.00	141.00	50.00	4.36	0.11	1.15	0.27
bench_60	0.58	6.00	4.00	130.00	60.00	3.22	0.09	1.27	0.29
bench_60_dense	0.31	6.00	5.00	131.00	60.00	2.55	0.07	0.79	0.38
farz_0.10	0.32	5.00	31.00	871.00	200.00	1.42	0.01	-1.53	1.02
farz_0.15	0.33	5.00	37.00	915.00	200.00	1.80	0.01	-0.91	0.98
farz_0.20	0.33	5.00	36.00	939.00	200.00	2.17	0.01	-0.62	0.95
farz_0.25	0.34	5.00	35.00	919.00	200.00	2.57	0.01	-0.63	0.91
farz_0.30	0.31	5.00	18.00	775.00	200.00	2.20	0.03	-4.17	0.88
farz_0.35	0.34	5.00	36.00	913.00	200.00	3.23	0.02	-0.91	0.83
farz_0.40	0.31	5.00	20.00	877.00	200.00	3.33	0.03	-0.91	0.80
farz_0.45	0.29	5.00	24.00	889.00	200.00	3.35	0.04	-7.02	0.77
farz_0.50	0.32	5.00	12.00	891.00	200.00	3.93	0.05	-2.00	0.73
farz_0.55	0.37	5.00	26.00	876.00	200.00	4.19	0.03	-1.11	0.67
farz_0.60	0.33	5.00	28.00	896.00	200.00	4.70	0.03	-0.03	0.59
farz_0.65	0.36	5.00	26.00	907.00	200.00	5.43	0.04	0.06	0.54
farz_0.70	0.35	5.00	32.00	903.00	200.00	5.39	0.04	-0.14	0.58
farz_0.75	0.37	5.00	34.00	910.00	200.00	5.46	0.03	0.05	0.52
farz_0.80	0.40	5.00	31.00	904.00	200.00	5.94	0.04	0.08	0.48
farz_0.85	0.42	5.00	16.00	870.00	200.00	5.30	0.06	-0.22	0.43
farz_0.90	0.47	5.00	20.00	890.00	200.00	7.17	0.07	0.29	0.33
farz_0.95	0.42	5.00	32.00	902.00	200.00	5.87	0.03	-2.31	0.43
football	0.40	11.00	8.00	613.00	115.00	5.79	0.09	0.98	0.48
karate	0.57	2.00	0.00	78.00	34.00	4.01	0.06	0.40	0.23
lattice888	0.00	3.00	0.00	112.00	64.00	3.00	0.05	0.62	0.19
poolbooks	0.49	3.00	0.00	441.00	105.00	5.65	0.04	0.06	0.41
school	0.48	6.00	2.00	194.00	69.00	4.28	0.10	1.35	0.28

$|V|$ – the number of nodes; $|E|$ – the number of links; \hat{k} – the number of known clusters; \hat{o} – the number of overlapping nodes in the ground truth; \hat{c} – the avg. clustering coefficient.

Implementation

For historical reasons, we did two implementations of the LPAM method using Java and Python. Both can be found in our repository on GitHub at <https://github.com/aponom84/lpam-clustering>. Java implementation includes exact and heuristic versions of the LPAM method. The Python version is available only for the heuristic. The exact version solves the k -median problem, by employing an efficient mixed-integer linear programming model by Goldengorin [48]. The Java heuristic implementations solves the k -median problem using an implementation of the CLARANS heuristic [49] from the smile library [50]. Python implementation comes as two methods (lpam_python_amp for amplified commute distance, and lpam_python_cm for commute distance) included into the script exp_CDLIB.py. The script performs all computational experiments presented in the paper except experiments with the exact version. The source code of the experiments with the exact version is in Jupyter notebooks which call Java-code.

The most of the code depends on the CDLIB [51], PyClustering [52], and NetworkX [53] libraries.

Results

In the table 2 we provide a comparison between the exact and heuristic versions of the LPAM method. The OMNI values with an asterisk correspond to the cases where the heuristic solution of the k -median problem produces slightly better results compared to the the exact solution of the k -median problem. This was caused by the fact that sometimes the ground-truth community structure does not match to neighbourhood of the medoids. Thus, the mistake in the identification of the global minimum of the k -median problem leads to a solution which is closer to the ground truth.

Table 2. Comparison exact and heuristic versions of the LPAM method in term of ONMI

Name of network (Dataset)	LPAM Exact CM	LPAM Heuristic-CM	LPAM Exact-ACM	LPAM Heuristic-ACM
School Friendship	0.555983	0.577798*	0.748707	0.748707
Karate Club	0.91796	0.91796	0.91796	0.91796
Football league	0.71194	0.71194	-	0.916974
Adj-Noun	0.00953164	0.00953164	0.00490969	0.00490969
Politics Book	0.43517	0.440109*	0.464154	0.422712
bench 30	0.931866	0.931866	0.931866	0.931866
bench 40	0.203899	0.203899	0.346589	0.273879
bench 50	0.309034	0.275624	0.845306	0.845306
bench 60	0.405531	0.307907	0.60211	0.586147
bench 60 dense	0.112146	0.0671985	0.466922	0.50446

Each cell contains the ONMI values between the ground truth covering and the result of the corresponding method. The bright green cell background marks the highest (the best) ONMI value. Light green background means the second best result.

The computational times for the exact and the heuristic Java-versions of the LPAM method can be seen in Table 3.

Table 3. Time efforts for exact version of LPAM method in comparison with heuristic

Dataset Name	School	Karate	Football	Adj-Noun	Politics Book	bench 30	bench 40	bench 50	bench 60	dense 60
V	69	34	62	112	105	30	40	50	60	60
E	194	78	613	425	441	120	220	282	260	262
Exact	29.938	1.542	-	1448	817	0.885	6.082	11.617	5.025	7.342
θ	0.55	0.45	-	0.1	0.55	0.35	0.35	0.35	0.55	0.2
Heuristic	0.397	0.227	0.712	0.553	0.594	0.179	0.388	0.548	0.336	0.422
θ	0.55	0.45	0.55	0.1	0.55	0.35	0.05	0.35	0.35	0.35
Matrix calculation	3.337	0.194	832	97	143	0.144	0.393	0.922	0.683	0.659

The time consumptions of the LPAM method (exact and heuristic versions) in seconds. The rows with θ contain optimal values of the threshold parameter. Computations were done on an Intel Xeon with X5675 3.07GHz. IBM ILOG CPLEX Optimizer 12.9.0 was used as the integer programming solver.

We studied median and maximum values for the F1, omega index, and overlapping normalized mutual information (ONMI) as scoring functions for measuring similarities between the partitioning produced by a method and the ground truth.. Also we studied intra cluster edge density, and normalized cut [54]. As can be seen from the table 4, the

LPAM method gives the best median value of F1 score for several instances of the planted partition model. The GCE and Leiden methods have the best results in most cases. However, results for maximum F1 score 4, maximum omega index 8, and maximum ONMI 10 show that the LPAM method equipped by amplified commute distance gives the best scores for the most PP-graphs, football club, and lattice8x8. Interesting, that LPAM method with commute distance able to find the exact solution (F1, omega index, and ONMI scores are 1) for the karate club.

In terms of internal cluster density tables 11, 12, show that the best solutions can be found by the LPAM-amp method for PP/SBM-graph. The commute distance with the LPAM method gives most density partitioning for FARZ networks, while the k-clique method can produce most density solutions for Lancichinetti and FARZ networks.

Partitioning where no nodes belonging to any community has a zero value of normalized cut. That is why we have many zero values in the tables 13, 14.

Generally, based on our communicational experiments we can summarize that there is no method that dominates the rest with respect to the proximity to the ground-truth covering for all data sets.

The average, and maximum execution times for each compared clustering methods are presented in table 15, and table 16 respectively.

An example of method output for the School Friendship instance can be seen in the Figure 2 and the associated line graph in Figure 3.

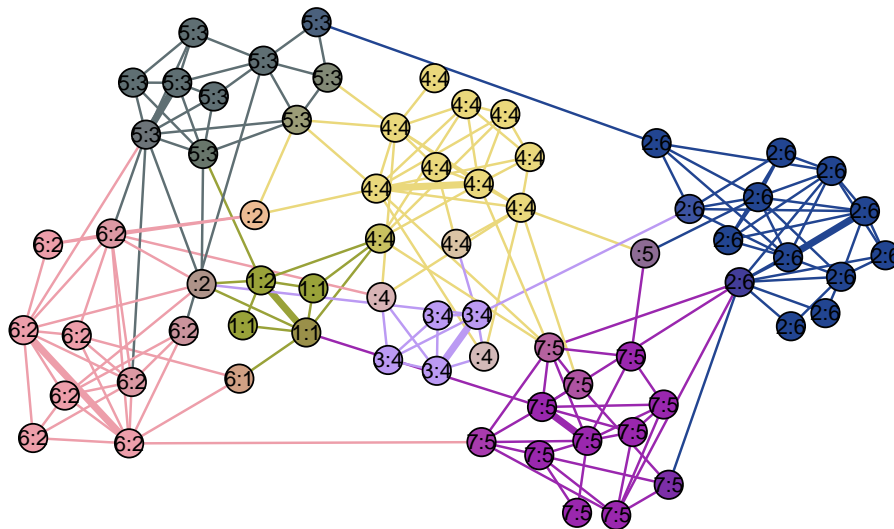


Fig 2. Clustering results of the exact version of the LPAM method with amplified commute distance for the School Friendship network. $\theta = 0.5, k = 7$. The paired numbers, separated by a colon inside the nodes, denote the predicted ID of the cluster provided by the LPAM method and the ground truth, respectively. In addition, the LPAM algorithm covering are denoted by colors. As seen in the picture, the algorithm correctly revealed community 3, 5, and 6. Also, the algorithm does not assign the nodes that have connections with more than two clusters, to any cluster. That is because of the parameter $\theta = 0.5$ The LPAM method falsely separates community 4 into two clusters (4 - yellow and 3 - purple). Moreover, the algorithm almost correctly identifies the small community 1 (green); however, it incorrectly assigns the node from community 2 to this cluster.

We should also note that the LPAM method for the regular lattice example naturally produces the covering that matches the natural separation, in contrast to the GCE method which does not produce any result for this example, while the OSLOM method can only give an accidentally good result with appropriately chosen input parameters.

Discussion

School Friendship example

For the school friendship network, the LPAM method produced quite accurate results.

Table 4. F1 median score results table. Maximum values are highlighted by green background

method	GCE	spout splitter	label propagation	lpm amp	lpm cmf	angel	copra	dannf	demon	kclique	lasi2	leiden	onion	perovms	slpa
PPJ.20.10	0.29	0.36	0.30	0.37	0.39	0.35	0.29	0.34	0.35	0.37	0.40	0.43	0.30	0.29	0.32
PPJ.20.15	0.29	0.33	0.38	0.40	0.36	0.36	0.29	0.33	0.31	0.31	0.31	0.31	0.31	0.29	0.31
PPJ.20.20	0.29	0.32	0.37	0.35	0.28	0.28	0.29	0.31	0.31	0.27	0.27	0.39	0.29	0.34	0.28
PPJ.20.25	0.29	0.32	0.32	0.37	0.31	0.28	0.29	0.31	0.31	0.29	0.31	0.29	0.31	0.29	0.32
PPJ.40.10	0.29	0.34	0.31	0.45	0.41	0.36	0.29	0.36	0.39	0.43	0.49	0.49	0.29	0.29	0.37
PPJ.40.15	0.29	0.32	0.31	0.44	0.41	0.36	0.29	0.36	0.39	0.43	0.49	0.49	0.29	0.29	0.37
PPJ.40.20	0.29	0.32	0.29	0.44	0.41	0.36	0.29	0.36	0.39	0.43	0.49	0.49	0.29	0.29	0.37
PPJ.40.25	0.29	0.34	0.29	0.38	0.35	0.29	0.29	0.35	0.29	0.36	0.28	0.41	0.29	0.30	0.29
PPJ.60.10	0.29	0.38	0.44	0.53	0.28	0.40	0.29	0.45	0.43	0.37	0.42	0.62	0.40	0.40	0.33
PPJ.60.15	0.29	0.33	0.29	0.49	0.46	0.37	0.29	0.36	0.40	0.47	0.29	0.53	0.46	0.39	0.35
PPJ.60.20	0.29	0.33	0.29	0.49	0.46	0.37	0.29	0.36	0.40	0.47	0.29	0.53	0.46	0.39	0.35
PPJ.60.25	0.29	0.34	0.29	0.41	0.32	0.29	0.29	0.42	0.29	0.34	0.29	0.47	0.29	0.43	0.29
PPJ.80.10	0.29	0.31	0.29	0.62	0.44	0.42	0.29	0.56	0.49	0.50	0.44	0.77	0.69	0.58	0.29
PPJ.80.15	0.29	0.34	0.45	0.54	0.40	0.29	0.29	0.43	0.35	0.52	0.29	0.52	0.40	0.39	0.29
PPJ.80.20	0.29	0.49	0.29	0.50	0.28	0.29	0.29	0.46	0.29	0.36	0.29	0.60	0.29	0.62	0.29
PPJ.80.25	0.29	0.45	0.44	0.52	0.28	0.29	0.29	0.47	0.29	0.29	0.29	0.59	0.38	0.29	0.29
PPJ.100.10	0.29	0.45	0.44	0.75	0.48	0.42	0.29	0.64	0.41	0.64	0.44	1.00	1.00	0.86	0.29
PPJ.100.15	0.29	0.69	0.29	0.66	0.36	0.29	0.29	0.54	0.32	0.54	0.29	0.71	0.84	0.78	0.29
PPJ.100.20	0.29	0.73	0.29	0.63	0.38	0.29	0.29	0.54	0.29	0.29	0.29	0.76	0.55	0.29	0.29
PPJ.100.25	0.29	0.84	0.29	0.66	0.28	0.29	0.29	0.51	0.29	0.36	0.29	0.67	0.41	0.42	0.29
SBMJ.2.01	0.25	0.19	0.25	0.33	0.25	0.24	0.25	0.29	0.34	0.28	0.24	0.34	0.24	0.34	0.25
SBMJ.2.05	0.25	0.19	0.25	0.28	0.25	0.25	0.25	0.30	0.24	0.24	0.25	0.28	0.25	0.32	0.25
SBMJ.2.10	0.25	0.21	0.25	0.24	0.25	0.25	0.25	0.26	0.25	0.24	0.25	0.30	0.25	0.23	0.25
SBMJ.2.15	0.25	0.20	0.25	0.35	0.30	0.25	0.25	0.34	0.28	0.32	0.25	0.31	0.25	0.42	0.30
SBMJ.4.05	0.25	0.20	0.25	0.34	0.26	0.25	0.25	0.32	0.26	0.32	0.25	0.41	0.25	0.47	0.25
SBMJ.4.10	0.25	0.32	0.35	0.27	0.27	0.25	0.25	0.29	0.27	0.27	0.25	0.37	0.25	0.29	0.25
SBMJ.4.15	0.25	0.38	0.25	0.31	0.25	0.25	0.25	0.29	0.25	0.36	0.25	0.38	0.25	0.27	0.25
SBMJ.4.20	0.25	0.26	0.25	0.61	0.43	0.25	0.25	0.61	0.39	0.42	0.25	0.60	0.34	0.70	0.25
SBMJ.4.25	0.25	0.50	0.25	0.48	0.36	0.25	0.25	0.52	0.25	0.30	0.25	0.70	0.71	0.36	0.25
SBMJ.6.05	0.25	0.58	0.25	0.39	0.26	0.25	0.25	0.39	0.27	0.28	0.25	0.43	0.43	0.30	0.25
SBMJ.6.10	0.25	0.25	0.25	0.32	0.25	0.25	0.25	0.33	0.25	0.25	0.25	0.26	0.25	0.24	0.25
SBMJ.6.15	0.25	0.31	0.25	0.76	0.25	0.25	0.25	0.93	0.39	0.49	0.25	0.97	1.00	0.73	0.31
SBMJ.6.20	0.25	0.87	0.42	0.66	0.37	0.25	0.25	0.79	0.26	0.25	0.25	0.77	0.86	0.25	0.25
SBMJ.6.25	0.25	0.94	0.25	0.50	0.25	0.25	0.25	0.74	0.25	0.25	0.25	0.78	0.89	0.25	0.25
SBMJ.8.05	0.25	0.87	0.42	0.77	0.78	0.44	0.88	0.58	0.37	0.40	0.35	0.57	0.45	0.25	0.25
SBMJ.8.10	0.25	0.64	0.69	0.81	0.41	0.25	0.69	0.98	0.29	0.53	0.69	1.00	1.00	0.82	0.39
SBMJ.8.15	0.25	0.84	0.25	0.72	0.25	0.25	0.25	0.96	0.25	0.25	0.25	1.00	1.00	0.25	0.25
SBMJ.8.20	0.25	0.08	0.25	0.72	0.42	0.25	0.25	0.92	0.25	0.25	0.25	0.91	1.00	0.25	0.25
SBMJ.8.25	0.25	1.00	0.25	0.62	0.32	0.25	0.25	0.80	0.25	0.25	0.25	0.90	1.00	0.25	0.25
adj	0.78	0.78	0.78	0.77	0.78	0.44	0.88	0.58	0.37	0.40	0.35	0.57	0.45	0.25	0.25
bench.10	0.10	0.51	0.11	0.08	0.10	0.13	0.12	0.10	0.21	0.11	0.19	0.14	0.15	0.12	0.12
bench.15	0.12	0.15	0.12	0.10	0.14	0.15	0.12	0.13	0.20	0.16	0.11	0.15	0.15	0.15	0.15
bench.20	0.12	0.17	0.12	0.10	0.13	0.12	0.13	0.13	0.16	0.15	0.11	0.10	0.15	0.16	0.13
bench.25	0.10	0.17	0.17	0.09	0.11	0.10	0.11	0.10	0.16	0.10	0.11	0.15	0.15	0.15	0.16
bench.30	0.11	0.70	0.14	0.09	0.12	0.13	0.11	0.11	0.20	0.13	0.13	0.10	0.14	0.16	0.14
bench.35	0.10	0.77	0.11	0.08	0.11	0.10	0.10	0.11	0.22	0.16	0.13	0.15	0.20	0.28	0.12
bench.40	0.10	0.76	0.10	0.08	0.10	0.10	0.10	0.11	0.23	0.14	0.11	0.12	0.20	0.23	0.14
bench.45	0.08	0.78	0.08	0.07	0.09	0.08	0.08	0.10	0.23	0.12	0.11	0.09	0.13	0.13	0.10
bench.50	0.10	0.79	0.10	0.08	0.11	0.10	0.10	0.11	0.27	0.16	0.10	0.11	0.16	0.20	0.10
bench.55	0.08	0.83	0.08	0.07	0.09	0.08	0.08	0.10	0.24	0.14	0.08	0.11	0.27	0.21	0.08
bench.60	0.08	0.74	0.08	0.07	0.08	0.08	0.08	0.10	0.29	0.13	0.07	0.08	0.27	0.17	0.08
bench.65	0.08	0.77	0.08	0.07	0.09	0.10	0.08	0.10	0.31	0.09	0.07	0.09	0.18	0.13	0.08
bench.70	0.09	0.89	0.09	0.08	0.10	0.11	0.09	0.10	0.24	0.13	0.11	0.09	0.21	0.23	0.09
bench.75	0.10	0.80	0.10	0.08	0.10	0.09	0.10	0.11	0.20	0.08	0.10	0.10	0.15	0.15	0.10
bench.80	0.08	0.77	0.08	0.07	0.10	0.11	0.08	0.10	0.27	0.14	0.08	0.09	0.08	0.31	0.08
bench.85	0.10	0.76	0.10	0.08	0.11	0.10	0.10	0.11	0.27	0.09	0.10	0.09	0.09	0.10	0.10
bench.90	0.11	0.67	0.11	0.09	0.10	0.10	0.11	0.11	0.27	0.14	0.09	0.12	0.11	0.19	0.11
bench.95	0.11	0.67	0.11	0.09	0.10	0.11	0.11	0.11	0.27	0.14	0.09	0.11	0.11	0.19	0.11
bench.98	0.11	0.67	0.11	0.09	0.10	0.11	0.11	0.11	0.27	0.14	0.09	0.11	0.11	0.19	0.11
far.10	0.32	0.16	0.31	0.32	0.32	0.30	0.32	0.34	0.30	0.28	0.29	0.22	0.19	0.22	0.32
far.15	0.33	0.16	0.33	0.32	0.31	0.31	0.33	0.34	0.32	0.29	0.32	0.24	0.19	0.25	0.32
far.20	0.33	0.18	0.32	0.33	0.33	0.31	0.33	0.34	0.31	0.30	0.32	0.24	0.19	0.28	0.33
far.25	0.33	0.15	0.33	0.33	0.33	0.31	0.33	0.35	0.29	0.31	0.31	0.29	0.19	0.30	0.33
far.30	0.30	0.19	0.26	0.28	0.30	0.27	0.29	0.31	0.24	0.24	0.24	0.25	0.21	0.28	0.28
far.35	0.32	0.16	0.32	0.32	0.32	0.31	0.32	0.36	0.31	0.28	0.30	0.27	0.23	0.27	0.32
far.40	0.33	0.16	0.31	0.29	0.31	0.31	0.31	0.31	0.29	0.28	0.29	0.25	0.25	0.29	0.30
far.45	0.32	0.27	0.30	0.31	0.32	0.30	0.32	0.31	0.29	0.26	0.31	0.24	0.22	0.31	0.31
far.50	0.32	0.20	0.29	0.31	0.30	0.30	0.30	0.30	0.28	0.29	0.31	0.29	0.25	0.29	0.30
far.55	0.32	0.24	0.31	0.32	0.32	0.31	0.32	0.35	0.31	0.28	0.30	0.43	0.43	0.30	0.31
far.60	0.33	0.23	0.33	0.37	0.33	0.31	0.33	0.50	0.30	0.30	0.30	0.53	0.37	0.29	0.38
far.65	0.32	0.47	0.32	0.42	0.32	0.31	0.32	0.58	0.31	0.30	0.30	0.62	0.43	0.26	0.38
far.70	0.32	0.40	0.31	0.35	0.32	0.30	0.32	0.49	0.30	0.35	0.28	0.57	0.41	0.36	0.32
far.75	0.33	0.37	0.32	0.35	0.32	0.31	0.33	0.52	0.31	0.33	0.29	0.57	0.40	0.36	0.43
far.80	0.33	0.56	0.31	0.32	0.32	0.31	0.33	0.62	0.31	0.29	0.29	0.70	0.49	0.24	0.43
far.85	0.28	0.56	0.28	0.28	0.28	0.28	0.28	0.37	0.44	0.39	0.47	0.62	0.37	0.46	0.43
far.90	0.32	0.62	0.74	0.32	0.32	0.31	0.32	0.68	0.45	0.36	0.39	0.79	0.63	0.42	0.68
far.95	0.32	0.57	0.57	0.46	0.31	0.38	0.34	0.49	0.31	0.29	0.39	0.58	0.40	0.33	0.52
football	0.17	0.17	0.87	0.88	0.83	0.78	0.80	0.73	0.68	0.62	0.49	0.67	0.88	0.91	0.76
karate	0.78	0.66	0.94	0.78	0.79	0.58	0.94	0.77	0.54	0.47	0.39	0.87	0.77	0.76	0.63
lasi8k	0.32	0.13	0.33	0.32	0.33	0.33	0.33	0.45	0.32	0.32	0.32	0.32	0.32	0.32	0.32
posbooks	0.36	0.34	0.50	0.49	0.51	0.47	0.51	0.39	0.38</						

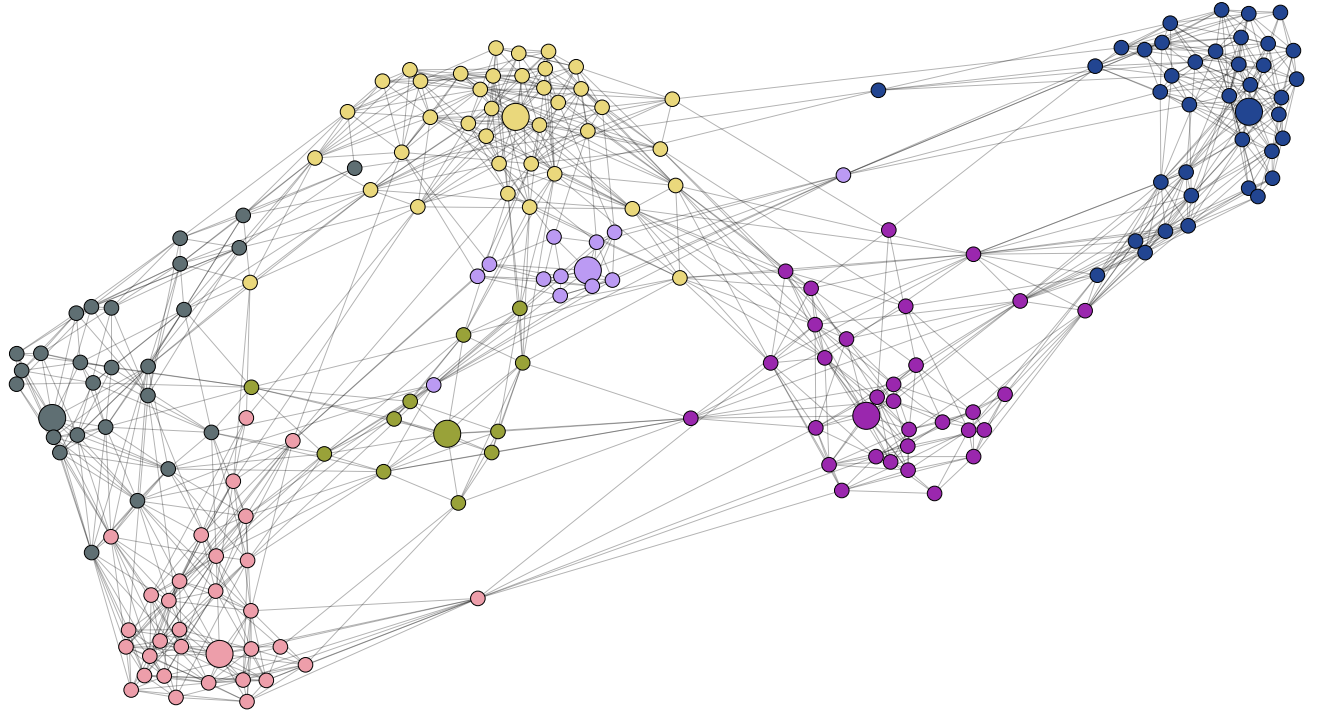


Fig 3. A line graph which is produced by the exact version of the LPAM method with amplified commute distance for the School Friendship network ($\theta = 0.5, k = 7$).

In figure 2, the pairs of numbers, separated by a colon inside the nodes, denote the predicted ID of the cluster provided by the LPAM method and the ground truth, respectively. In addition, the LPAM algorithm coverings are denoted by colors. As seen in the picture, the algorithm correctly finds communities 3, 5, and 6. The two nodes that belong to 3 clusters also have been detected correctly. LPAM method wrongly separates community 4 into the two clusters (yellow and purple). Also, it wrongly decides that one node from community 2 belongs to the green cluster, but the algorithm almost correctly identified the small community 1. Lastly, it should be noted that the community structure produced by LPAM algorithm for 7 clusters ($k = 7$) has a larger value of ONMI score than for 6 clusters ($k = 6$).

Tuning parameters

The behaviour of the ONMI value depending on the threshold parameter θ for the LPAM method is shown in Figure 4. As it can be seen in most cases the maximum ONMI value is reached when the threshold value θ lies between 0.3 and 0.6. This can be attributed to the fact that for the proximity to the ground truth covering, it is usually better to either assign a vertex to one cluster or no cluster rather than to several clusters. The clustering results of the heuristic version of the LPAM method with amplified commute distance for the FARZ networks with 200 nodes and 5 communities can be found in Figure 6.

Computational Complexity

The computation complexity of the LPAM method consists of three parts: TIME(building line graph) + TIME(calculating distance matrix) + TIME(solving k -median problem). For the first term TIME(building line graph), we need $\Theta(|E|)$ time. The second term TIME(calculating distance matrix) depends on the distance type used. Thus, a matrix with the shortest path distances can be calculated with the Floyd–Warshall algorithm [55] with cubic time on the number of nodes of the linear graph, which means $\Theta(|E|^3)$ time. Both commute distance and amplified commute distance require the calculation of the Moore–Penrose pseudo-inverse matrix. Naively, we need $\Theta(|E|^3)$ time to calculate the Moore–Penrose pseudo-inverse matrix because we need to get $|E|$ eigenvectors. However, theoretically, it is possible to find an algorithm with computational complexity close to quadratic [56].

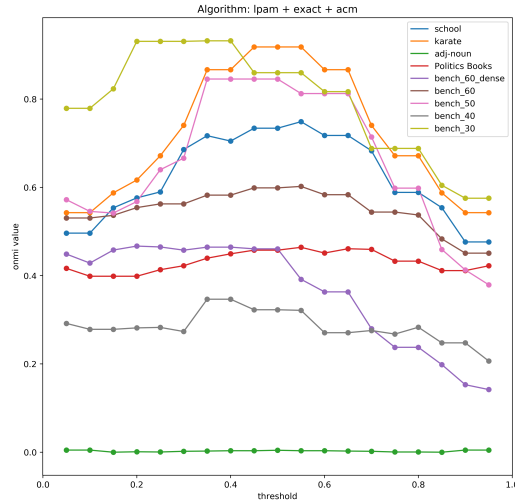


Fig 4. The ONMI results for the exact version of the LPAM method with amplified commute distance depending on the threshold parameter θ .

Exact version

Because the k -median problem is NP-complete, it has exponential complexity. In the case of link partitioning the complexity is $O(2^{|E|})$. Therefore, the total complexity of the LPAM method is dominated by the third exponential term TIME(solving k -median problem).

Heuristic version

In the case of the heuristic, to obtain a solution we used the CLARANS method which can be considered as a kind of randomized local search heuristic or variable neighbourhood search. CLARANS is an iterative heuristic; on each iteration, it tries to improve the current solution and stops when this is not feasible. It is hard to determine the number of iterations the algorithm makes until it stops. The rough upper bound is the size of the solution space, which, in turn, is exponential. Moreover, the CLARANS method makes several attempts to obtain various local minima and stops when no improvement is made. Thus, it is hard to establish the computational complexity bounds. Like many iterative heuristics, CLARANS stops when it cannot improve the solution.

Conclusion

In this paper, we propose a new method for the detection of overlapping communities in networks with a predefined number of clusters. The proposed method is based on finding disjoint communities on the line graph of the original network, by partitioning around medoids. The resulting link partitioning naturally produces an overlapping community structure for the original graph. The link partitioning uses commute distance and its variation that produces more accurate results.

Experimental results on the set of well-known benchmark instances, as well as artificially generated instances with known ground truth, demonstrate that the proposed method can compete with the existing methods in the literature, which motivates us to further improve the method. The computation results demonstrated that the heuristic version produces results that are very close to the exact version.

Acknowledgments

The article was prepared within the framework of the Basic Research Program at the National Research University Higher School of Economics.

The authors would like to thank Anna Yaushkina and Nikita Putikhin for their help with the implementation of the

amplified commute distance function, and for implementing the heuristic Java version of the LPAM method. A special thanks goes to Eldar Yusupov who set up the computational cluster of the LATNA laboratory at the HSE. We also thank Alexey Malafeev who helped to improve the language of the paper. Also, authors would like to thank Peter Miasnikof who found a bug in the python implementation of the amplified commute distance.

References

- [1] Michelle Girvan and Mark EJ Newman. Finding and evaluating community structure in networks. *Proceedings of the national academy of sciences*, 69:026113, 2004.
 - [2] Twan van Laarhoven and Elena Marchiori. Axioms for graph clustering quality functions. *Journal of machine learning research*, 15:193–215, 2014.
 - [3] Tanmoy Chakraborty, Ayushi Dalmia, Animesh Mukherjee, and Niloy Ganguly. Metrics for community analysis: A survey. *ACM Comput. Surv.*, 50(4):54:1–54:37, August 2017.
 - [4] Jierui Xie, Stephen Kelley, and Boleslaw K Szymanski. Overlapping community detection in networks: The state-of-the-art and comparative study. *Acm computing surveys (csur)*, 45(4):43, 2013.
 - [5] T. S. Evans and R. Lambiotte. Line graphs, link partitions, and overlapping communities. *Phys. Rev. E*, 80:016105, Jul 2009.
 - [6] Tim S Evans and Renaud Lambiotte. Line graphs of weighted networks for overlapping communities. *The European Physical Journal B-Condensed Matter and Complex Systems*, 77(2):265–272, 2010.
 - [7] Youngdo Kim and Hawoong Jeong. Map equation for link communities. *Physical Review E*, 84(2):026110, 2011.
 - [8] Martin Rosvall and Carl T Bergstrom. Maps of random walks on complex networks reveal community structure. *Proceedings of the National Academy of Sciences*, 105(4):1118–1123, 2008.
 - [9] Tim S Evans. Clique graphs and overlapping communities. *Journal of Statistical Mechanics: Theory and Experiment*, 2010(12):P12037, 2010.
 - [10] Yuan Zhang, Elizaveta Levina, and Ji Zhu. Detecting overlapping communities in networks using spectral methods. *arXiv preprint arXiv:1412.3432*, 2014.
 - [11] Malik Magdon-Ismail and Jonathan T. Purnell. Ssde-cluster: Fast overlapping clustering of networks using sampled spectral distance embedding and gmms. *2011 IEEE Third Int'l Conference on Privacy, Security, Risk and Trust and 2011 IEEE Third Int'l Conference on Social Computing*, pages 756–759, 2011.
 - [12] Shihua Zhang, Rui-Sheng Wang, and Xiang-Sun Zhang. Identification of overlapping community structure in complex networks using fuzzy c-means clustering. *Physica A: Statistical Mechanics and its Applications*, 374(1):483–490, 2007.
 - [13] Hua-Wei Shen, Xue-Qi Cheng, and Jia-Feng Guo. Quantifying and identifying the overlapping community structure in networks. *Journal of Statistical Mechanics: Theory and Experiment*, 2009(07):P07042, jul 2009.
 - [14] Luh Yen, Denis Vanvyve, Fabien Wouters, François Fouss, Michel Verleysen, and Marco Saerens. clustering using a random walk based distance measure. In *ESANN*, pages 317–324, 2005.
 - [15] Ulrike V Luxburg, Agnes Radl, and Matthias Hein. Getting lost in space: Large sample analysis of the resistance distance. In *Advances in Neural Information Processing Systems*, pages 2622–2630, 2010.
 - [16] Robert J Fowler, Michael S Paterson, and Steven L Tanimoto. Optimal packing and covering in the plane are np-complete. *Information processing letters*, 12(3):133–137, 1981.
 - [17] Teofilo F Gonzalez. Clustering to minimize the maximum intercluster distance. *Theoretical Computer Science*, 38:293–306, 1985.
 - [18] L. Lovász. Random walks on graphs: A survey. In D. Miklós, V. T. Sós, and T. Szőnyi, editors, *Combinatorics, Paul Erdős is Eighty*, volume 2, pages 353–398. János Bolyai Mathematical Society, Budapest, 1996.
 - [19] Douglas J Klein and Milan Randić. Resistance distance. *Journal of mathematical chemistry*, 12(1):81–95, 1993.
 - [20] Aaron F. McDaid, Derek Greene, and Neil Hurley. Normalized mutual information to evaluate overlapping community finding algorithms. October 2011.
 - [21] Alexander J Gates, Ian B Wood, William P Hetrick, and Yong-Yeol Ahn. On comparing clusterings: an element-centric framework unifies overlaps and hierarchy. *arXiv preprint arXiv:1706.06136*, 2017.
 - [22] Hamideh Sadat Cheraghchi and Ali Zakerolhosseini. Mining dynamic communities based on a novel link-clustering algorithm. *International Journal of Information & Communication Technology Research*, 9(1):45–51, 2017.
-

- [23] Conrad Lee, Fergal Reid, Aaron McDaid, and Neil Hurley. Detecting highly overlapping community structure by greedy clique expansion. *arXiv preprint arXiv:1002.1827*, 2010.
 - [24] Andrea Lancichinetti, Santo Fortunato, and János Kertész. Detecting the overlapping and hierarchical community structure in complex networks. *New Journal of Physics*, 11(3):033015, 2009.
 - [25] Andrea Lancichinetti, Filippo Radicchi, José J Ramasco, and Santo Fortunato. Finding statistically significant communities in networks. *PloS one*, 6(4):e18961, 2011.
 - [26] Michael Molloy and Bruce Reed. A critical point for random graphs with a given degree sequence. *Random structures & algorithms*, 6(2-3):161–180, 1995.
 - [27] Steve Gregory. Finding overlapping communities using disjoint community detection algorithms. *Complex networks*, pages 47–61, 2009.
 - [28] Xiaojin Zhu and Zoubin Ghahramani. Learning from labeled and unlabeled data with label propagation. 2002.
 - [29] Zhi-Hao Wu, You-Fang Lin, Steve Gregory, Huai-Yu Wan, and Sheng-Feng Tian. Balanced multi-label propagation for overlapping community detection in social networks. *Journal of Computer Science and Technology*, 27(3):468–479, 2012.
 - [30] Nathanaël Kasoro, Selain Kasereka, Elie Mayogha, Ho Tuong Vinh, and Joël Kinganga. Percomcv: A hybrid approach of community detection in social networks. *Procedia Computer Science*, 151:45–52, 2019.
 - [31] Fanghua Ye, Chuan Chen, and Zibin Zheng. Deep autoencoder-like nonnegative matrix factorization for community detection. In *Proceedings of the 27th ACM international conference on information and knowledge management*, pages 1393–1402, 2018.
 - [32] Jierui Xie, Boleslaw K Szymanski, and Xiaoming Liu. Slpa: Uncovering overlapping communities in social networks via a speaker-listener interaction dynamic process. In *2011 IEEE 11th international conference on data mining workshops*, pages 344–349. IEEE, 2011.
 - [33] Alessandro Epasto, Silvio Lattanzi, and Renato Paes Leme. Ego-splitting framework: From non-overlapping to overlapping clusters. In *Proceedings of the 23rd ACM SIGKDD International Conference on Knowledge Discovery and Data Mining*, pages 145–154, 2017.
 - [34] Michele Coscia, Giulio Rossetti, Fosca Giannotti, and Dino Pedreschi. Uncovering hierarchical and overlapping communities with a local-first approach. *ACM Transactions on Knowledge Discovery from Data (TKDD)*, 9(1):1–27, 2014.
 - [35] Gergely Palla, Imre Derényi, Illés Farkas, and Tamás Vicsek. Uncovering the overlapping community structure of complex networks in nature and society. *nature*, 435(7043):814–818, 2005.
 - [36] Jeffrey Baumes, Mark Goldberg, and Malik Magdon-Ismael. Efficient identification of overlapping communities. In *International Conference on Intelligence and Security Informatics*, pages 27–36. Springer, 2005.
 - [37] Giulio Rossetti. Exorcising the demon: Angel, efficient node-centric community discovery. In *International Conference on Complex Networks and Their Applications*, pages 152–163. Springer, 2019.
 - [38] Vincent A Traag, Ludo Waltman, and Nees Jan Van Eck. From louvain to leiden: guaranteeing well-connected communities. *Scientific reports*, 9(1):1–12, 2019.
 - [39] Usha Nandini Raghavan, Réka Albert, and Soundar Kumara. Near linear time algorithm to detect community structures in large-scale networks. *Physical review E*, 76(3):036106, 2007.
 - [40] Zhuanlian Ding, Xingyi Zhang, Dengdi Sun, and Bin Luo. Overlapping community detection based on network decomposition. *Scientific reports*, 6:24115, 2016.
 - [41] Wayne W Zachary. An information flow model for conflict and fission in small groups. *Journal of anthropological research*, 33(4):452–473, 1977.
 - [42] Mark EJ Newman. Finding community structure in networks using the eigenvectors of matrices. *Physical review E*, 74(3):036104, 2006.
 - [43] Michelle Girvan and Mark EJ Newman. Community structure in social and biological networks. *Physical review E*, 99(12):7821–7826, 2002.
 - [44] Justin Fagnan, Afra Abnar, Reihaneh Rabbany, and Osmar R Zaiane. Modular networks for validating community detection algorithms. *arXiv preprint arXiv:1801.01229*, 2018.
 - [45] Santo Fortunato. Community detection in graphs. *Physics reports*, 486(3-5):75–174, 2010.
 - [46] Paul W Holland, Kathryn Blackmond Laskey, and Samuel Leinhardt. Stochastic blockmodels: First steps. *Social networks*, 5(2):109–137, 1983.
-

- [47] Andrea Lancichinetti, Santo Fortunato, and Filippo Radicchi. Benchmark graphs for testing community detection algorithms. *Physical review E*, 78(4):046110, 2008.
- [48] Bader F AlBdaiwi, Diptesh Ghosh, and Boris Goldengorin. Data aggregation for p-median problems. *Journal of Combinatorial Optimization*, 21(3):348–363, 2011.
- [49] Raymond T. Ng and Jiawei Han. Clarans: A method for clustering objects for spatial data mining. *IEEE transactions on knowledge and data engineering*, 14(5):1003–1016, 2002.
- [50] Smile statistical machine intelligence and learning engine. <https://haifengl.github.io/smile/>. Accessed: 2010-09-30.
- [51] Giulio Rossetti, pyup.io bot, Letizia, Cazabet Remy, dsalvaz, deklanw, GilCampos, Hungyi5, Janis Beckedorf, Yu Inoue, fossabot, Ollie Lloyd, and BAKEZQ. Giuliorossetti/cdlib: Beeblebrox zaphod, March 2021.
- [52] Andrei Novikov. Pyclustering: Data mining library. *Journal of Open Source Software*, 4(36):1230, apr 2019.
- [53] Aric Hagberg, Pieter Swart, and Daniel S Chult. Exploring network structure, dynamics, and function using networkx. Technical report, Los Alamos National Lab.(LANL), Los Alamos, NM (United States), 2008.
- [54] Jianbo Shi and Jitendra Malik. Normalized cuts and image segmentation. *IEEE Transactions on pattern analysis and machine intelligence*, 22(8):888–905, 2000.
- [55] Robert W Floyd. Algorithm 97: shortest path. *Communications of the ACM*, 5(6):345, 1962.
- [56] James Demmel, Ioana Dumitriu, and Olga Holtz. Fast linear algebra is stable. *Numerische Mathematik*, 108(1):59–91, 2007.

Appendix: Extended Results




Fig 5. Clustering result of LPAM method with amplified commute distance function on FARZ network
 $n = 1000, m = 7, k = 20, \beta = 0.75$

Table 6. Clustering results of heuristic version of LPAM method with Amplified Commute Distance for FARZ networks with 200 nodes and 20 communities

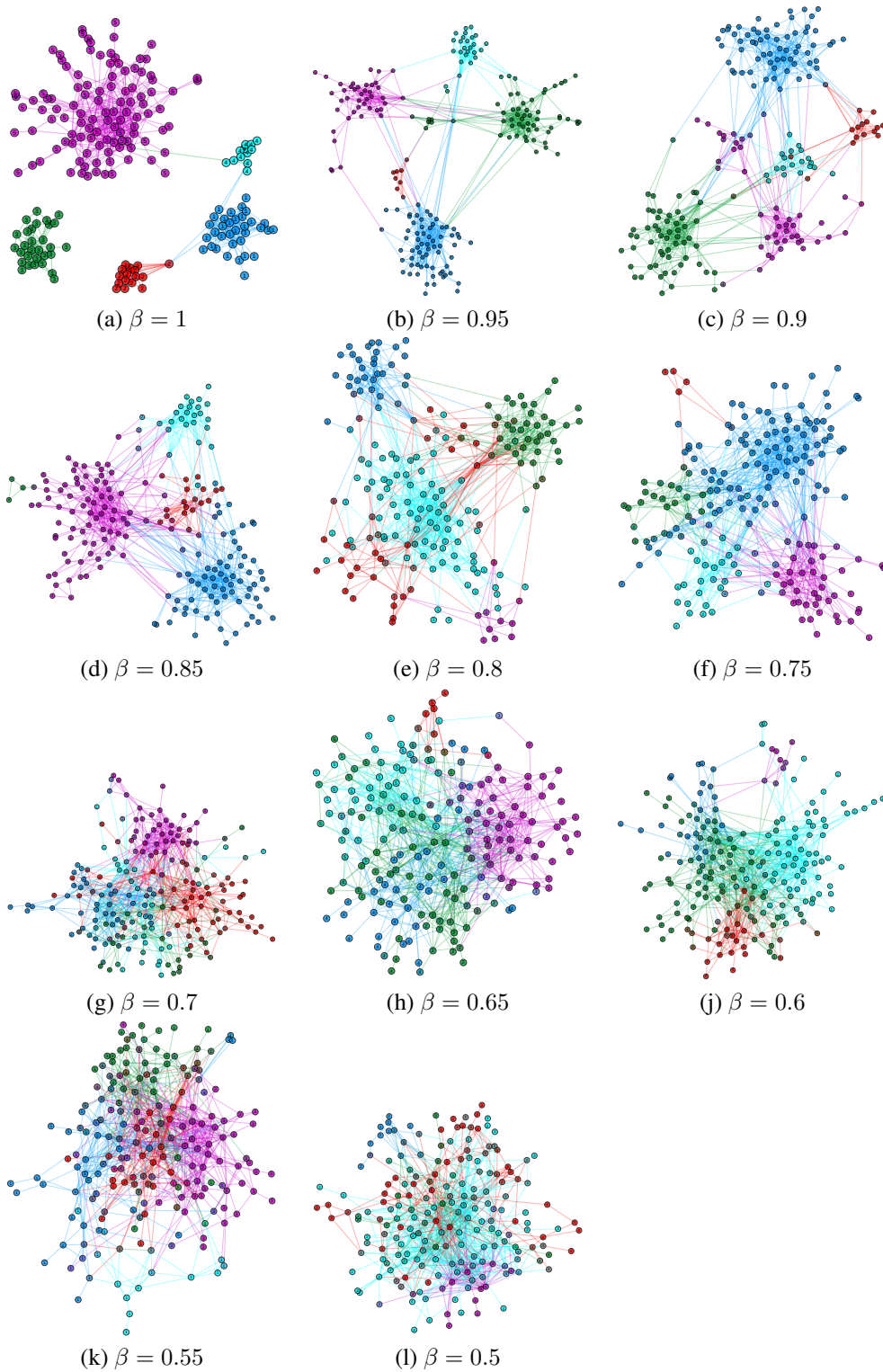


Table 7. Median values of omega index. Maximum values are highlighted by green background

method graph	GCE	egonet splitter	label propagation	lpsm amp	lpsm cm	angel	copra	damnf	demon	kclidean	lais2	leiden	oslom	percomvc	slpa
PP_0.20_0.10	0.00	0.07	0.01	0.04	0.04	0.04	0.00	-0.01	0.04	0.02	0.05	0.07	0.01	0.00	0.01
PP_0.20_0.15	0.00	0.01	-0.00	0.06	0.02	0.02	0.00	-0.00	0.09	0.03	0.01	0.04	0.00	0.00	-0.01
PP_0.20_0.20	0.00	-0.01	0.03	0.02	-0.00	-0.00	0.00	-0.01	0.00	-0.02	-0.01	0.04	0.00	0.02	0.00
PP_0.20_0.25	0.00	0.03	-0.00	0.02	0.01	0.00	0.00	0.05	0.00	0.01	0.00	0.05	0.00	0.03	0.00
PP_0.40_0.10	0.00	0.04	0.01	0.17	0.11	0.07	0.00	0.08	0.06	0.07	0.20	0.22	0.00	0.00	0.05
PP_0.40_0.15	0.00	0.00	0.01	0.11	0.08	0.07	0.00	0.00	0.07	0.05	-0.01	0.09	0.00	0.05	0.00
PP_0.40_0.20	0.00	-0.01	0.00	0.04	-0.00	0.00	0.00	-0.00	0.02	-0.00	0.01	0.02	0.00	0.11	0.00
PP_0.40_0.25	0.00	0.05	0.00	0.03	0.05	0.00	0.00	0.02	0.00	0.00	0.00	0.14	0.00	-0.03	0.00
PP_0.60_0.10	0.00	0.11	0.07	0.21	0.01	0.06	0.00	0.11	0.10	0.08	0.07	0.36	0.07	0.13	0.02
PP_0.60_0.15	0.00	0.05	0.00	0.17	0.09	0.10	0.00	0.04	0.14	0.16	0.00	0.25	0.20	0.13	0.02
PP_0.60_0.20	0.00	0.01	0.00	0.14	0.02	0.00	0.00	0.03	0.03	0.08	0.00	0.22	0.00	0.23	0.00
PP_0.60_0.25	0.00	0.10	0.00	0.09	0.03	0.00	0.00	0.08	0.00	0.06	0.00	0.25	0.00	0.14	0.00
PP_0.80_0.10	0.00	0.22	0.00	0.38	0.13	0.12	0.00	0.26	0.17	0.25	0.13	0.59	0.42	0.37	0.01
PP_0.80_0.15	0.00	0.16	0.15	0.24	0.09	0.00	0.00	0.06	0.11	0.20	0.00	0.35	0.06	0.28	0.00
PP_0.80_0.20	0.00	0.35	0.00	0.18	-0.01	0.00	0.00	0.10	0.00	0.13	0.00	0.45	0.00	0.45	0.00
PP_0.80_0.25	0.00	0.33	0.00	0.19	-0.00	0.00	0.00	0.13	0.00	0.00	0.00	0.41	0.12	0.00	0.00
PP_1.00_0.10	0.00	0.18	0.12	0.51	0.24	0.12	0.00	0.40	0.11	0.43	0.12	1.00	1.00	0.76	0.00
PP_1.00_0.15	0.00	0.37	0.00	0.49	0.05	0.00	0.00	0.25	0.22	0.31	0.00	0.55	0.71	0.61	0.00
PP_1.00_0.20	0.00	0.56	0.00	0.35	0.06	0.00	0.00	0.22	0.00	0.00	0.00	0.61	0.27	0.00	0.00
PP_1.00_0.25	0.00	0.73	0.00	0.44	0.01	0.00	0.00	0.19	0.00	0.06	0.00	0.52	0.12	0.12	0.00
SBM_0.2_0.1	0.00	-0.01	0.00	0.04	0.00	0.01	0.00	0.02	0.06	0.02	-0.01	0.14	-0.00	0.03	0.00
SBM_0.2_0.15	0.00	0.00	0.00	0.02	0.00	-0.00	0.00	0.02	-0.00	0.01	0.00	0.01	0.00	0.02	0.00
SBM_0.2_0.2	0.00	0.01	0.00	-0.00	0.00	0.00	0.00	0.02	0.00	-0.01	-0.00	-0.02	0.00	-0.00	0.00
SBM_0.2_0.25	0.00	-0.01	0.00	-0.01	0.00	0.00	0.00	-0.01	0.00	0.00	0.00	0.02	0.00	-0.00	0.00
SBM_0.4_0.1	0.00	0.01	0.00	0.10	0.03	0.00	0.00	0.08	0.12	0.03	-0.00	0.29	0.19	0.05	0.04
SBM_0.4_0.15	0.00	0.01	0.00	0.05	-0.00	0.00	0.00	0.06	0.01	0.03	0.00	0.12	0.00	0.15	0.00
SBM_0.4_0.2	0.00	0.03	0.00	-0.01	0.00	0.00	0.00	0.00	0.01	0.02	0.00	0.10	0.00	0.03	0.00
SBM_0.4_0.25	0.00	0.16	0.00	0.02	0.00	0.00	0.00	0.02	0.00	0.01	0.00	0.68	0.00	0.02	0.00
SBM_0.6_0.1	0.00	0.05	0.00	0.37	0.16	0.00	0.00	0.39	0.18	0.20	0.00	0.85	0.75	0.45	0.00
SBM_0.6_0.15	0.00	0.22	0.00	0.19	0.12	0.00	0.00	0.30	0.02	0.07	0.00	0.53	0.52	0.13	0.00
SBM_0.6_0.2	0.00	0.39	0.00	0.11	-0.01	0.00	0.00	0.11	0.01	0.03	0.00	0.22	0.14	0.07	0.00
SBM_0.6_0.25	0.00	0.21	0.00	0.04	0.10	0.00	0.00	0.04	0.00	0.02	0.00	0.07	0.00	0.04	0.00
SBM_0.8_0.1	0.00	0.16	0.00	0.58	-0.00	0.00	0.00	0.87	0.14	0.26	0.00	0.93	1.00	0.53	0.00
SBM_0.8_0.15	0.00	0.71	0.22	0.45	0.17	0.00	0.00	0.67	0.01	-0.00	0.00	0.65	0.89	-0.00	0.00
SBM_0.8_0.2	0.00	0.86	0.00	0.24	-0.00	0.00	0.00	0.55	0.00	-0.00	0.00	0.57	0.83	-0.00	0.00
SBM_0.8_0.25	0.00	0.73	0.00	0.11	-0.00	0.00	0.00	0.30	0.00	0.00	0.00	0.51	0.48	0.00	0.00
SBM_1.0_0.1	0.00	0.36	0.52	0.72	0.20	0.00	0.52	0.95	0.04	0.34	0.53	1.00	1.00	0.68	0.10
SBM_1.0_0.15	0.00	0.69	0.00	0.54	0.01	0.00	0.00	0.93	0.00	0.00	0.00	1.00	1.00	0.90	0.00
SBM_1.0_0.2	0.00	0.96	0.00	0.56	0.19	0.00	0.00	0.83	0.00	0.00	0.00	0.85	1.00	0.00	0.00
SBM_1.0_0.25	0.00	1.00	0.00	0.38	0.08	0.00	0.00	0.66	0.00	0.00	0.00	0.85	1.00	0.00	0.00
adj	0.03	-0.00	0.03	0.03	0.03	0.00	0.03	0.08	0.00	-0.00	0.00	-0.01	0.00	-0.01	0.02
bench_0.10	0.00	-0.00	0.00	-0.08	0.05	0.01	0.00	0.00	0.01	0.02	0.00	0.01	0.00	-0.00	0.00
bench_0.15	0.00	0.00	0.00	-0.06	0.15	0.04	0.01	0.01	0.01	0.07	0.01	0.01	0.01	0.02	0.01
bench_0.20	0.00	0.00	0.01	-0.06	0.12	-0.01	0.01	0.01	0.01	0.04	-0.01	-0.00	0.01	0.03	0.01
bench_0.25	0.00	-0.00	0.01	-0.08	0.09	0.10	0.00	0.00	0.03	0.06	-0.01	0.01	0.00	0.00	0.00
bench_0.30	0.00	0.00	0.02	-0.07	0.11	0.09	0.00	0.00	0.01	-0.01	-0.00	0.00	0.00	0.00	0.01
bench_0.35	0.00	0.00	-0.00	-0.08	0.05	0.17	0.00	0.00	0.02	0.02	-0.01	0.01	0.01	0.04	0.01
bench_0.40	0.00	0.00	0.01	-0.08	0.04	-0.01	0.00	0.00	0.01	0.02	0.01	0.00	0.01	0.07	0.00
bench_0.45	0.00	0.00	-0.05	-0.10	0.07	-0.02	0.00	0.00	0.00	0.08	-0.01	-0.00	0.01	-0.01	0.04
bench_0.50	0.00	0.00	0.00	-0.08	0.01	0.06	0.00	-0.00	0.05	0.02	0.03	0.00	-0.00	0.02	-0.03
bench_0.55	0.00	0.00	0.00	-0.10	0.12	-0.02	0.00	0.00	0.01	0.07	0.09	0.01	0.00	0.04	0.00
bench_0.60	0.00	0.00	0.00	-0.10	0.05	-0.02	0.00	0.00	0.03	0.05	-0.01	-0.01	-0.00	0.04	0.00
bench_0.65	0.00	0.00	0.00	-0.09	0.05	0.04	0.00	0.00	0.00	-0.00	0.01	0.00	0.01	-0.00	0.00
bench_0.70	0.00	0.00	0.00	-0.08	0.11	0.10	0.00	0.00	0.02	0.05	0.12	-0.00	0.01	0.01	0.00
bench_0.75	0.00	0.00	0.00	-0.08	-0.02	-0.05	0.00	0.00	0.03	-0.05	0.05	0.00	0.00	-0.00	0.00
bench_0.80	0.00	-0.00	0.00	-0.09	0.07	0.09	0.00	0.00	0.02	0.03	-0.00	-0.00	0.00	0.01	0.00
bench_0.85	0.00	0.00	0.00	-0.08	0.07	-0.02	0.00	0.00	0.03	-0.03	0.04	0.00	0.00	0.01	0.00
bench_0.90	0.00	-0.00	0.00	-0.07	0.02	-0.04	0.00	0.00	0.00	-0.01	0.05	0.00	0.00	0.00	0.00
bench_0.95	0.00	0.00	0.00	-0.07	0.01	0.12	0.00	0.00	0.00	0.01	0.01	0.00	0.00	0.02	0.00
farz_0.10	0.00	0.00	-0.00	0.00	0.00	-0.02	0.00	-0.00	-0.01	0.00	0.03	-0.01	0.01	0.00	0.00
farz_0.15	0.00	0.00	0.00	0.01	-0.00	-0.00	0.00	-0.01	0.00	0.01	0.01	-0.01	-0.01	0.02	-0.00
farz_0.20	0.00	0.00	0.01	0.01	0.00	0.00	0.00	0.00	0.00	0.00	-0.00	0.00	-0.00	-0.00	0.00
farz_0.25	0.00	0.00	0.01	0.01	0.00	0.01	0.00	0.00	0.01	0.01	0.01	0.00	0.00	0.01	0.00
farz_0.30	0.00	0.01	0.00	0.02	0.00	-0.00	0.02	0.00	0.00	0.05	0.05	0.01	0.00	0.00	0.01
farz_0.35	0.00	0.01	-0.01	0.00	0.00	-0.01	0.00	0.01	-0.01	0.01	0.02	0.03	0.01	0.03	-0.01
farz_0.40	0.00	0.00	-0.03	-0.00	-0.02	-0.03	-0.01	0.01	-0.03	0.00	0.01	-0.00	0.01	0.01	-0.02
farz_0.45	0.00	0.03	0.03	0.02	0.00	0.01	0.00	0.04	0.01	0.03	0.01	0.11	0.05	0.05	0.00
farz_0.50	0.00	0.03	0.05	0.03	0.03	0.04	0.00	0.01	0.03	0.05	0.08	0.05	0.02	-0.03	0.01
farz_0.55	0.00	0.05	0.00	0.02	0.00	0.00	0.00	0.08	0.00	0.01	0.00	0.14	0.05	0.03	0.01
farz_0.60	0.00	0.09	-0.00	0.07	-0.01	0.01	0.00	0.15	0.02	0.01	0.02	0.19	0.09	0.01	0.07
farz_0.65	0.00	0.15	0.02	0.13	0.00	-0.00	0.00	0.22	-0.00	-0.00	0.04	0.26	0.13	-0.01	0.07
farz_0.70	0.00	0.12	0.02	0.05	0.01	0.01	0.00	0.16	0.00	0.04	0.03	0.22	0.09	0.05	0.02
farz_0.75	0.00	0.19	0.01	0.00	0.00	0.00	0.00	0.24	0.01	0.02	0.01	0.44	0.10	0.05	0.11
farz_0.80	0.00	0.22	0.03	0.01	0.01	-0.00	0.00	0.31	-0.00	0.01	0.04	0.42	0.17	0.03	0.18
farz_0.85	0.00	0.07	0.37	0.05	-0.01	0.16	0.29	0.18	0.08	0.06	0.16	0.21	0.08	0.09	0.46
farz_0.90	0.00	0.25	0.39	-0.00	-0.01	-0.01	0.62	0.44	0.15	0.04	0.17	0.65	0.21	0.09	0.59
farz_0.95	0.00	0.28	0.33	0.11	0.00	0.11	0.48	0.40	0.10	0.03	0.11	0.62	0.16	0.07	0.51
football	0.00	0.01	0.76	0.79	0.70	0.58	0.69	0.63	0.53	0.48	0.84	1.77	0.87	0.88	0.60
karate	0.10	0.23	0.75	0.39	0.49	0.31	0.68	0.32	0.14	0.08	0.11	0.55	0.54	0.63	0.29
lattice8x8	0.00	0.00	0.19												

Table 8. Maximum values of omega index for each clustering method. Maximum values are highlighted by green background

method	GCE	egonet splitter	label propagation	lpam amp	lpam cm	angel	copra	damnf	demon	kclique	lais2	leiden	oslom	percomvc	slpa
PP_0.20.0.10	0.00	0.07	0.01	0.10	0.10	0.04	0.00	0.05	0.04	0.05	0.05	0.07	0.09	0.00	0.07
PP_0.20.0.15	0.00	0.01	-0.00	0.12	0.14	0.02	0.00	0.09	0.13	0.05	0.01	0.04	0.00	0.00	0.04
PP_0.20.0.20	0.00	-0.01	0.03	0.10	0.00	0.03	0.09	0.04	-0.00	-0.01	0.04	0.00	0.02	0.04	0.04
PP_0.20.0.25	0.00	0.04	-0.00	0.09	0.06	0.00	0.03	0.14	0.01	0.00	0.00	0.05	0.00	0.03	0.00
PP_0.40.0.10	0.00	0.04	0.01	0.27	0.19	0.09	0.01	0.16	0.10	0.14	0.20	0.22	0.21	0.00	0.09
PP_0.40.0.15	0.00	0.01	0.01	0.19	0.14	0.08	0.00	0.04	0.22	0.09	-0.01	0.09	0.10	0.05	0.03
PP_0.40.0.20	0.00	-0.00	0.00	0.14	0.06	0.01	0.00	0.03	0.07	0.02	0.01	0.02	0.03	0.11	0.00
PP_0.40.0.25	0.00	0.07	0.00	0.08	0.12	0.00	0.00	0.08	0.03	0.01	0.00	0.14	0.00	-0.03	0.03
PP_0.60.0.10	0.00	0.11	0.07	0.35	0.06	0.12	0.00	0.27	0.41	0.08	0.07	0.36	0.08	0.13	0.09
PP_0.60.0.15	0.00	0.05	0.00	0.35	0.16	0.22	0.00	0.11	0.34	0.19	0.00	0.25	0.34	0.13	0.05
PP_0.60.0.20	0.00	0.09	0.00	0.45	0.09	0.00	0.02	0.13	0.20	0.16	0.00	0.22	0.00	0.23	0.02
PP_0.60.0.25	0.00	0.14	0.00	0.20	0.05	0.00	0.00	0.23	0.09	0.11	0.00	0.25	0.18	0.14	0.01
PP_0.80.0.10	0.00	0.27	0.00	0.55	0.19	0.26	0.00	0.43	0.46	0.37	0.13	0.59	0.87	0.37	0.22
PP_0.80.0.15	0.00	0.16	0.15	0.40	0.21	0.00	0.00	0.18	0.33	0.32	0.00	0.35	0.26	0.28	0.03
PP_0.80.0.20	0.00	0.39	0.00	0.62	0.08	0.00	0.00	0.17	0.31	0.25	0.00	0.45	0.12	0.45	0.02
PP_0.80.0.25	0.00	0.39	0.00	0.35	0.02	0.00	0.00	0.25	0.54	0.00	0.00	0.41	0.17	0.00	0.12
PP_1.00.0.10	0.00	0.18	0.12	1.00	0.33	0.12	0.12	0.88	0.50	0.76	0.12	1.00	1.00	0.76	0.22
PP_1.00.0.15	0.00	0.37	0.00	1.00	0.11	0.00	0.16	0.45	0.52	0.61	0.00	0.55	0.96	0.61	0.28
PP_1.00.0.20	0.00	0.57	0.00	0.83	0.13	0.00	0.00	0.32	0.47	0.00	0.00	0.61	0.78	0.00	0.18
PP_1.00.0.25	0.00	0.88	0.00	0.84	0.01	0.00	0.00	0.29	0.43	0.12	0.00	0.52	0.66	0.12	0.07
SBM_L0.2.0.1	0.00	0.01	0.00	0.10	0.00	0.02	0.00	0.08	0.14	0.04	-0.01	0.14	0.03	0.03	0.07
SBM_L0.2.0.15	0.00	0.00	0.00	0.05	0.01	-0.00	0.00	0.06	0.01	0.01	0.00	0.01	0.03	0.02	0.03
SBM_L0.2.0.2	0.00	0.01	0.00	0.02	0.00	0.00	0.00	0.07	0.02	0.00	-0.00	-0.02	0.01	-0.00	0.01
SBM_L0.2.0.25	0.00	0.01	0.00	0.03	0.00	0.00	0.00	0.03	0.01	0.01	0.00	0.02	0.00	-0.00	0.00
SBM_L0.4.0.1	0.00	0.01	0.00	0.21	0.06	0.11	0.00	0.18	0.21	0.03	-0.00	0.29	0.33	0.05	0.09
SBM_L0.4.0.15	0.00	0.02	0.00	0.17	0.01	0.00	0.00	0.09	0.09	0.06	0.00	0.12	0.05	0.15	0.00
SBM_L0.4.0.2	0.00	0.06	0.00	0.08	0.10	0.00	0.00	0.08	0.09	0.03	0.00	0.10	0.02	0.03	0.00
SBM_L0.4.0.25	0.00	0.16	0.00	0.08	0.00	0.00	0.00	0.10	0.04	0.02	0.00	0.25	0.01	0.02	0.00
SBM_L0.6.0.1	0.00	0.05	0.00	0.63	0.18	0.00	0.00	0.55	0.27	0.40	0.00	0.85	0.85	0.45	0.20
SBM_L0.6.0.15	0.00	0.24	0.00	0.36	0.18	0.00	0.00	0.39	0.11	0.14	0.00	0.53	0.62	0.13	0.02
SBM_L0.6.0.2	0.00	0.41	0.00	0.23	0.02	0.00	0.00	0.26	0.15	0.07	0.00	0.22	0.40	0.07	0.01
SBM_L0.6.0.25	0.00	0.25	0.00	0.16	0.11	0.00	0.00	0.10	0.15	0.04	0.00	0.07	0.00	0.04	0.00
SBM_L0.8.0.1	0.51	0.16	0.00	1.00	0.00	0.00	0.72	0.96	0.25	0.52	0.00	0.93	1.00	0.53	0.22
SBM_L0.8.0.15	0.00	0.71	0.22	0.89	0.22	0.00	0.00	0.83	0.20	0.00	0.00	0.65	0.97	-0.00	0.05
SBM_L0.8.0.2	0.00	0.89	0.00	0.59	-0.00	0.00	0.00	0.72	0.22	0.00	0.00	0.57	0.93	-0.00	0.00
SBM_L0.8.0.25	0.00	0.85	0.00	0.34	0.00	0.00	0.00	0.47	0.15	0.00	0.00	0.51	0.69	0.00	0.00
SBM_L1.0.0.1	0.85	0.36	0.52	1.00	0.30	0.00	1.00	0.98	0.27	0.68	0.53	1.00	1.00	0.68	0.38
SBM_L1.0.0.15	0.01	0.00	0.00	0.97	0.05	0.00	0.50	0.96	0.33	0.00	0.00	1.00	1.00	0.00	0.00
SBM_L1.0.0.2	0.00	0.96	0.00	0.97	0.24	0.00	0.00	0.97	0.30	0.00	0.00	0.85	1.00	0.00	0.02
SBM_L1.0.0.25	0.00	1.00	0.00	0.93	0.12	0.00	0.00	0.90	0.14	0.00	0.00	0.85	1.00	0.00	0.08
adj	0.03	0.00	0.03	0.03	0.03	0.00	0.03	0.13	0.01	0.00	0.00	-0.01	0.00	-0.01	0.03
bench_0.10	0.04	-0.00	0.00	-0.05	0.13	0.01	0.00	0.01	0.29	0.04	0.00	0.01	0.00	-0.00	0.00
bench_0.15	0.01	0.00	-0.00	-0.07	0.08	0.17	0.01	0.02	0.02	0.04	-0.01	0.01	0.01	0.04	0.04
bench_0.20	0.08	0.00	0.01	-0.04	0.19	0.00	0.02	0.01	0.28	0.05	-0.01	-0.00	0.01	0.03	0.02
bench_0.25	0.00	-0.00	0.01	-0.05	0.11	0.10	0.00	0.01	0.10	0.12	-0.01	0.01	0.01	0.00	0.01
bench_0.30	0.15	0.00	0.02	-0.06	0.26	0.15	0.03	0.01	0.16	0.00	-0.00	0.00	0.01	0.00	0.04
bench_0.35	0.01	0.00	-0.00	-0.07	0.08	0.17	0.01	0.02	0.48	0.04	-0.01	0.01	0.01	0.04	0.04
bench_0.40	0.08	0.00	0.01	-0.05	0.08	0.07	0.01	0.01	0.38	0.07	0.01	0.00	0.01	0.07	0.22
bench_0.45	0.00	0.00	-0.05	-0.09	0.13	0.00	0.00	0.01	0.25	0.15	-0.01	-0.00	0.01	-0.01	0.11
bench_0.50	0.00	0.00	0.00	-0.06	0.03	0.10	0.00	0.00	0.42	0.04	0.03	0.00	0.00	0.02	0.01
bench_0.55	0.00	0.00	0.00	-0.09	0.24	-0.02	0.00	0.02	0.33	0.11	0.09	0.01	0.01	0.04	0.13
bench_0.60	0.00	0.00	0.00	-0.09	0.09	0.08	0.00	0.02	0.19	0.07	-0.01	-0.01	0.01	0.04	0.18
bench_0.65	0.00	0.00	0.00	-0.07	0.09	0.06	0.00	0.01	0.12	0.02	0.01	0.00	0.04	-0.00	0.00
bench_0.70	0.00	0.00	0.00	-0.07	0.18	0.15	0.00	0.01	0.23	0.15	0.12	-0.00	0.04	0.01	0.11
bench_0.75	0.00	0.00	0.00	-0.07	0.11	-0.05	0.00	0.01	0.17	-0.03	0.05	0.00	0.00	-0.00	0.10
bench_0.80	0.00	0.00	0.00	-0.08	0.16	0.20	0.00	0.01	0.27	0.11	-0.00	-0.00	0.00	0.01	0.19
bench_0.85	0.00	0.00	0.00	-0.07	0.12	0.11	0.00	0.01	0.15	-0.02	0.04	0.00	0.05	0.01	0.16
bench_0.90	0.00	0.00	0.00	-0.06	0.11	-0.04	0.00	0.01	0.24	-0.00	0.03	0.00	0.10	0.00	0.26
bench_0.95	0.00	0.00	0.00	-0.05	0.02	0.23	0.00	0.01	0.16	0.02	0.01	0.00	0.00	0.02	0.14
farz_0.10	0.00	0.01	-0.00	0.01	0.01	-0.02	0.00	0.02	0.02	0.01	0.03	-0.01	0.04	0.00	0.02
farz_0.15	0.00	0.00	0.00	0.01	0.00	-0.00	0.01	0.00	0.00	0.01	0.01	-0.01	0.00	0.02	0.02
farz_0.20	0.00	0.01	0.01	0.01	0.00	0.00	0.00	0.02	0.01	0.01	-0.00	0.00	0.02	-0.00	0.01
farz_0.25	0.01	0.01	0.01	0.01	0.01	0.01	0.01	0.01	0.02	0.01	0.01	0.01	0.02	0.01	0.01
farz_0.30	0.04	0.01	0.00	0.03	0.01	0.01	0.02	0.01	0.02	0.07	0.05	0.01	0.02	0.00	0.03
farz_0.35	0.00	0.01	-0.01	0.01	0.00	-0.01	0.01	0.03	0.01	0.03	0.02	0.03	0.03	0.03	0.00
farz_0.40	0.00	0.01	-0.03	0.01	-0.01	-0.02	0.00	0.03	0.03	0.04	0.01	-0.00	0.04	0.01	-0.00
farz_0.45	0.01	0.05	0.03	0.04	0.01	0.02	0.00	0.09	0.02	0.04	0.01	0.11	0.08	0.05	0.03
farz_0.50	0.01	0.03	0.05	0.05	0.04	0.04	0.02	0.05	0.10	0.07	0.08	0.05	0.04	-0.03	0.08
farz_0.55	0.00	0.06	0.00	0.05	0.01	0.00	0.00	0.10	0.02	0.02	0.00	0.14	0.08	0.03	0.04
farz_0.60	0.16	0.09	-0.00	0.09	-0.00	0.02	0.00	0.19	0.02	0.02	0.02	0.19	0.12	0.01	0.11
farz_0.65	0.00	0.17	0.02	0.14	0.01	0.02	0.00	0.27	0.11	-0.00	0.04	0.26	0.19	-0.01	0.24
farz_0.70	0.01	0.12	0.02	0.09	0.01	0.01	0.01	0.19	0.07	0.06	0.03	0.22	0.15	0.05	0.19
farz_0.75	0.00	0.22	0.01	0.01	0.01	0.01	0.26	0.28	0.10	0.02	0.01	0.44	0.14	0.05	0.33
farz_0.80	0.01	0.25	0.03	0.02	0.01	0.01	0.01	0.36	0.15	0.02	0.04	0.42	0.28	0.03	0.22
farz_0.85	0.46	0.09	0.37	0.18	-0.00	0.21	0.50	0.35	0.23	0.11	0.16	0.21	0.18	0.09	0.49
farz_0.90	0.61	0.32	0.39	0.26	-0.00	0.33	0.67	0.58	0.31	0.08	0.17	0.65	0.31	0.09	0.70
farz_0.95	0.87	0.36	0.33	0.41	0.01	0.11	0.73	0.46	0.38	0.05	0.11	0.62	0.35	0.07	0.63
football	0.90	0.01	0.76	0.93	0.81	0.64	0.86	0.64	0.60	0.87	0.84	0.77	0.90	0.88	0.87
karate	0.68	0.23	0.75	0.94	1.00	0.48	0.83	0.45	0.34	0.12	0.11	0.55	0.83	0.63	0.62
lattice8x8	0.00	0.00	0.19</												

Table 9. Median values of overlapping normalized mutual information (LFK). Maximum values are highlighted by green background

method	GCE	egonet splitter	label propagation	lpam amp	lpam cm	angel	copra	dammf	demon	klicque	lais2	leiden	oslom	percomvc	slpa
PP_0.20_0.10	0.00	0.07	0.01	0.04	0.04	0.04	0.00	-0.01	0.04	0.02	0.05	0.07	0.01	0.00	0.01
PP_0.20_0.15	0.00	0.01	-0.00	0.06	0.02	0.02	0.00	-0.00	0.09	0.03	0.01	0.04	0.00	0.00	-0.01
PP_0.20_0.20	0.00	-0.01	0.03	0.02	-0.00	-0.00	0.00	-0.01	0.00	-0.02	-0.01	0.04	0.00	0.02	0.00
PP_0.20_0.25	0.00	0.03	-0.00	0.02	0.01	0.00	0.00	0.05	-0.00	-0.01	0.00	0.05	0.00	0.03	0.00
PP_0.40_0.10	0.00	0.04	0.01	0.17	0.11	0.07	0.00	0.08	0.06	0.07	0.20	0.22	0.00	0.00	0.05
PP_0.40_0.15	0.00	0.00	0.01	0.11	0.08	0.07	0.00	0.00	0.07	0.05	-0.01	0.09	0.00	0.05	0.00
PP_0.40_0.20	0.00	-0.01	0.00	0.04	-0.00	0.00	0.00	-0.00	0.02	-0.00	0.01	0.02	0.00	0.11	0.00
PP_0.40_0.25	0.00	0.05	0.00	0.08	0.05	0.00	0.00	0.02	0.00	0.00	0.00	0.14	0.00	-0.03	0.00
PP_0.60_0.10	0.00	0.11	0.07	0.21	0.01	0.06	0.00	0.11	0.10	0.08	0.07	0.36	0.07	0.13	0.02
PP_0.60_0.15	0.00	0.05	0.00	0.17	0.09	0.10	0.00	0.04	0.14	0.16	0.00	0.25	0.20	0.13	0.02
PP_0.60_0.20	0.00	0.01	0.00	0.14	0.02	0.00	0.00	0.03	0.03	0.08	0.00	0.22	0.00	0.23	0.00
PP_0.60_0.25	0.00	0.10	0.00	0.09	0.03	0.00	0.00	0.08	0.00	0.06	0.00	0.25	0.00	0.14	0.00
PP_0.80_0.10	0.00	0.22	0.00	0.38	0.13	0.12	0.00	0.26	0.17	0.25	0.13	0.59	0.42	0.37	0.01
PP_0.80_0.15	0.00	0.16	0.15	0.24	0.09	0.00	0.00	0.06	0.11	0.20	0.00	0.35	0.06	0.28	0.00
PP_0.80_0.20	0.00	0.35	0.00	0.18	-0.01	0.00	0.00	0.10	0.00	0.13	0.00	0.45	0.00	0.45	0.00
PP_0.80_0.25	0.00	0.33	0.00	0.19	-0.00	0.00	0.00	0.13	0.00	0.00	0.00	0.41	0.12	0.00	0.00
PP_1.00_0.10	0.00	0.18	0.12	0.51	0.24	0.12	0.00	0.40	0.11	0.43	0.12	1.00	1.00	0.76	0.00
PP_1.00_0.15	0.00	0.37	0.00	0.49	0.05	0.00	0.00	0.25	0.02	0.31	0.00	0.55	0.71	0.61	0.00
PP_1.00_0.20	0.00	0.56	0.00	0.35	0.06	0.00	0.00	0.22	0.00	0.00	0.00	0.61	0.27	0.00	0.00
PP_1.00_0.25	0.00	0.73	0.00	0.44	0.01	0.00	0.00	0.19	0.00	0.06	0.00	0.52	0.12	0.12	0.00
SBM_L0.2_0.1	0.00	0.01	0.00	0.04	0.00	0.01	0.00	0.02	0.06	0.02	-0.01	0.14	-0.00	0.03	0.00
SBM_L0.2_0.15	0.00	-0.00	0.00	0.02	0.00	-0.00	0.00	0.02	-0.00	0.01	0.00	0.01	0.00	0.02	0.00
SBM_L0.2_0.2	0.00	0.01	0.00	-0.00	0.00	0.00	0.00	0.02	0.00	-0.01	-0.00	-0.02	0.00	-0.00	0.00
SBM_L0.2_0.25	0.00	-0.01	0.00	-0.01	0.00	0.00	0.00	-0.01	0.00	0.00	0.00	0.02	0.00	-0.00	0.00
SBM_L0.4_0.1	0.00	0.01	0.00	0.10	0.03	0.00	0.00	0.08	0.12	0.03	-0.00	0.29	0.19	0.05	0.04
SBM_L0.4_0.15	0.00	0.01	0.00	0.05	-0.00	0.00	0.00	0.06	0.01	0.03	0.00	0.12	0.00	0.15	0.00
SBM_L0.4_0.2	0.00	0.03	0.00	-0.01	0.00	0.00	0.00	0.00	0.01	0.02	0.00	0.10	0.00	0.03	0.00
SBM_L0.4_0.25	0.00	0.12	0.00	0.02	0.00	0.00	0.00	0.02	0.00	0.01	0.00	0.08	0.00	0.02	0.00
SBM_L0.6_0.1	0.00	0.05	0.00	0.37	0.16	0.00	0.00	0.39	0.18	0.20	0.00	0.85	0.75	0.45	0.00
SBM_L0.6_0.15	0.00	0.22	0.00	0.19	0.12	0.00	0.00	0.30	0.02	0.07	0.00	0.53	0.52	0.13	0.00
SBM_L0.6_0.2	0.00	0.39	0.00	0.11	-0.01	0.00	0.00	0.11	0.01	0.03	0.00	0.22	0.14	0.07	0.00
SBM_L0.6_0.25	0.00	0.21	0.00	0.04	0.10	0.00	0.00	0.04	0.00	0.02	0.00	0.07	0.00	-0.04	0.00
SBM_L0.8_0.1	0.00	0.16	0.00	0.58	-0.00	0.00	0.00	0.87	0.14	0.26	0.00	0.93	1.00	0.53	0.06
SBM_L0.8_0.15	0.00	0.71	0.22	0.45	0.17	0.00	0.00	0.67	0.01	-0.00	0.00	0.65	0.89	-0.00	0.00
SBM_L0.8_0.2	0.00	0.86	0.00	0.24	-0.00	0.00	0.00	0.55	0.00	-0.00	0.00	0.57	0.83	-0.00	0.00
SBM_L0.8_0.25	0.00	0.73	0.00	0.11	-0.00	0.00	0.00	0.30	0.00	0.00	0.00	0.51	0.48	0.00	0.00
SBM_L1.0_0.1	0.00	0.36	0.52	0.72	0.20	0.00	0.52	0.95	0.04	0.34	0.53	1.00	1.00	0.68	0.10
SBM_L1.0_0.15	0.00	0.69	0.00	0.54	0.01	0.00	0.00	0.93	0.00	0.00	0.00	1.00	1.00	0.00	0.00
SBM_L1.0_0.2	0.00	0.96	0.00	0.56	0.19	0.00	0.00	0.83	0.00	0.00	0.00	0.85	1.00	0.00	0.00
SBM_L1.0_0.25	0.00	1.00	0.00	0.38	0.08	0.00	0.00	0.66	0.00	0.00	0.00	0.85	1.00	0.00	0.00
adj	0.03	-0.00	0.03	0.03	0.03	0.00	0.03	0.08	0.00	-0.00	0.00	-0.01	0.00	-0.01	0.02
bench_0.10	0.00	-0.00	0.00	-0.08	0.05	0.01	0.00	0.00	0.01	0.02	0.00	0.01	0.00	-0.00	0.00
bench_0.15	0.00	0.00	-0.00	-0.08	0.05	0.07	0.00	0.00	0.02	0.02	-0.01	0.01	0.01	0.04	0.01
bench_0.20	0.00	0.00	0.01	-0.06	0.12	-0.01	0.01	0.01	0.01	0.04	-0.01	-0.00	0.01	0.03	0.01
bench_0.25	0.00	-0.00	0.01	-0.08	0.09	0.10	0.00	0.00	0.03	0.06	-0.01	0.01	0.00	0.00	0.00
bench_0.30	0.00	0.00	0.02	-0.07	0.11	0.09	0.00	0.00	0.01	-0.01	-0.00	0.00	0.00	0.00	0.01
bench_0.35	0.00	0.00	-0.00	-0.08	0.05	0.07	0.00	0.00	0.02	0.02	-0.01	0.01	0.01	0.04	0.01
bench_0.40	0.00	0.00	0.01	-0.08	0.04	-0.01	0.00	0.00	0.01	0.02	0.01	0.00	0.01	0.07	0.00
bench_0.45	0.00	0.00	-0.05	-0.10	0.07	-0.02	0.00	0.00	0.00	0.08	-0.01	-0.00	0.01	-0.01	0.04
bench_0.50	0.00	0.00	0.00	-0.08	0.01	0.06	0.00	-0.00	0.05	0.02	0.03	0.00	-0.00	0.02	-0.03
bench_0.55	0.00	0.00	0.00	-0.10	0.12	-0.02	0.00	0.00	0.01	0.07	0.09	0.01	0.00	0.04	0.00
bench_0.60	0.00	0.00	0.00	-0.10	0.05	-0.02	0.00	0.00	0.03	0.05	-0.01	-0.01	-0.00	0.04	0.00
bench_0.65	0.00	0.00	0.00	-0.09	0.05	0.04	0.00	0.00	0.00	-0.00	0.01	0.00	0.01	-0.00	0.00
bench_0.70	0.00	0.00	0.00	-0.08	0.11	0.10	0.00	0.00	0.02	0.05	0.12	-0.00	0.01	0.01	0.00
bench_0.75	0.00	0.00	0.00	-0.08	-0.02	-0.05	0.00	0.00	0.03	-0.05	0.05	0.00	0.00	-0.00	0.00
bench_0.80	0.00	-0.00	0.00	-0.09	0.07	0.09	0.00	0.00	0.02	0.03	-0.00	-0.00	0.00	0.01	0.00
bench_0.85	0.00	0.00	0.00	-0.08	0.07	-0.02	0.00	0.00	0.03	-0.03	0.04	0.00	0.00	0.01	0.00
bench_0.90	0.00	-0.00	0.00	-0.07	0.02	-0.04	0.00	0.00	0.00	-0.01	0.03	0.00	0.00	0.00	0.00
bench_0.95	0.00	0.00	0.00	-0.07	0.01	0.12	0.00	0.00	0.00	0.01	0.01	0.00	0.00	0.02	0.00
farz_0.10	0.00	0.00	-0.00	0.00	0.00	-0.02	0.00	-0.00	-0.01	0.00	0.03	-0.01	0.01	0.00	0.00
farz_0.15	0.00	0.00	0.00	0.01	-0.00	-0.00	0.00	-0.01	0.00	0.01	0.01	-0.01	-0.01	0.02	-0.00
farz_0.20	0.00	0.00	0.01	0.01	0.00	0.00	0.00	0.00	0.00	0.00	-0.00	0.00	-0.00	-0.00	0.00
farz_0.25	0.00	0.00	0.01	0.01	0.00	0.01	0.00	0.00	0.01	0.01	0.01	0.01	0.00	0.01	0.00
farz_0.30	0.00	0.01	0.00	0.02	0.00	-0.00	0.02	0.00	0.00	0.05	0.05	0.01	0.00	0.00	0.01
farz_0.35	0.00	0.01	-0.01	0.00	0.00	-0.01	0.00	0.01	-0.01	0.01	0.02	0.03	0.01	0.03	-0.01
farz_0.40	0.00	0.00	-0.03	-0.00	-0.02	-0.03	-0.01	0.01	-0.03	0.00	0.01	-0.00	0.01	0.01	-0.02
farz_0.45	0.00	0.03	0.03	0.02	0.00	0.01	0.00	0.04	0.01	0.03	0.01	0.11	0.05	0.05	0.00
farz_0.50	0.00	0.03	0.05	0.03	0.03	0.04	0.00	0.01	0.05	0.05	0.08	0.05	0.02	-0.03	0.01
farz_0.55	0.00	0.05	0.00	0.02	0.00	0.00	0.00	0.08	0.00	0.01	0.00	0.14	0.05	0.03	0.01
farz_0.60	0.00	0.09	-0.00	0.07	-0.01	0.01	0.00	0.15	0.02	0.01	0.02	0.19	0.09	0.01	0.07
farz_0.65	0.00	0.15	0.02	0.13	0.00	-0.00	0.00	0.22	-0.00	-0.00	0.04	0.26	0.13	-0.01	0.07
farz_0.70	0.00	0.12	0.02	0.05	0.01	0.01	0.00	0.16	0.00	0.04	0.03	0.22	0.09	0.05	0.02
farz_0.75	0.00	0.19	0.01	0.00	0.00	0.00	0.00	0.24	0.01	0.02	0.01	0.44	0.10	0.05	0.11
farz_0.80	0.00	0.22	0.03	0.01	0.01	-0.00	0.00	0.31	-0.00	0.01	0.04	0.42	0.17	0.03	0.18
farz_0.85	0.00	0.07	0.37	0.05	-0.01	0.16	0.29	0.18	0.08	0.06	0.16	0.21	0.08	0.09	0.46
farz_0.90	0.00	0.25	0.39	-0.00	-0.01	-0.01	0.62	0.44	0.15	0.04	0.17	0.65	0.21	0.09	0.39
farz_0.95	0.00	0.28	0.33	0.11	0.00	0.11	0.48	0.40	0.10	0.03	0.11	0.62	0.16	0.07	0.51
football	0.00	0.01	0.76	0.79	0.70	0.58	0.69	0.63	0.53	0.48	0.84	0.77	0.87	0.88	0.60
karate	0.10	0.23	0.75	0.39	0.49	0.31	0.68	0.32	0.14	0.08	0.11	0.55	0.54	0.63	0.29
lattice8x8	0.00	0.00	0.19												

Table 10. Maximum values of overlapping normalized mutual information (LFK) produced by clustering algorithms. Maximum values in a row are highlighted by green background

method	GCE	egonet splitter	label propagation	lpam amp	lpam cm	angel	copra	danmf	demon	klicque	lais2	heiden	oslom	percomvc	slpa
PP_0.20.0.10	0.00	0.08	0.20	0.16	0.23	0.12	0.07	0.15	0.12	0.12	0.12	0.07	0.20	0.00	0.19
PP_0.20.0.15	0.00	0.04	0.07	0.17	0.24	0.05	0.02	0.15	0.18	0.07	0.06	0.07	0.00	0.00	0.15
PP_0.20.0.20	0.00	0.04	0.06	0.18	0.12	0.05	0.06	0.12	0.10	0.04	0.07	0.07	0.00	0.04	0.12
PP_0.20.0.25	0.00	0.07	0.05	0.17	0.17	0.00	0.06	0.17	0.12	0.02	0.00	0.06	0.00	0.06	0.04
PP_0.40.0.10	0.00	0.07	0.17	0.31	0.33	0.16	0.08	0.18	0.17	0.24	0.29	0.23	0.27	0.00	0.18
PP_0.40.0.15	0.00	0.04	0.07	0.31	0.30	0.18	0.02	0.12	0.26	0.07	0.02	0.11	0.12	0.12	0.10
PP_0.40.0.20	0.00	0.04	0.00	0.15	0.28	0.12	0.03	0.11	0.15	0.08	0.04	0.07	0.10	0.16	0.12
PP_0.40.0.25	0.00	0.10	0.00	0.19	0.16	0.00	0.00	0.12	0.12	0.03	0.12	0.13	0.00	0.03	0.09
PP_0.60.0.10	0.00	0.14	0.17	0.35	0.24	0.22	0.12	0.25	0.32	0.17	0.16	0.38	0.30	0.18	0.15
PP_0.60.0.15	0.00	0.05	0.00	0.43	0.36	0.22	0.00	0.18	0.41	0.22	0.00	0.24	0.33	0.12	0.11
PP_0.60.0.20	0.00	0.20	0.00	0.44	0.16	0.00	0.09	0.16	0.22	0.24	0.00	0.25	0.00	0.21	0.10
PP_0.60.0.25	0.00	0.10	0.00	0.36	0.11	0.00	0.00	0.22	0.20	0.09	0.00	0.31	0.18	0.15	0.12
PP_0.80.0.10	0.00	0.23	0.00	0.59	0.38	0.38	0.00	0.43	0.42	0.36	0.20	0.59	0.83	0.36	0.23
PP_0.80.0.15	0.00	0.09	0.25	0.49	0.27	0.00	0.00	0.25	0.35	0.36	0.00	0.36	0.33	0.26	0.12
PP_0.80.0.20	0.00	0.32	0.00	0.65	0.25	0.00	0.00	0.19	0.26	0.25	0.00	0.42	0.30	0.36	0.12
PP_0.80.0.25	0.00	0.37	0.00	0.35	0.14	0.00	0.00	0.25	0.49	0.00	0.00	0.45	0.20	0.00	0.17
PP_1.00.0.10	0.00	0.32	0.38	1.00	0.49	0.31	0.38	0.77	0.41	0.38	0.79	0.38	1.00	0.79	0.23
PP_1.00.0.15	0.00	0.34	0.00	1.00	0.23	0.00	0.18	0.46	0.45	0.58	0.00	0.58	0.92	0.58	0.40
PP_1.00.0.20	0.00	0.46	0.00	0.83	0.23	0.00	0.00	0.37	0.49	0.00	0.00	0.61	0.79	0.00	0.20
PP_1.00.0.25	0.00	0.82	0.00	0.85	0.18	0.00	0.00	0.36	0.47	0.30	0.00	0.42	0.61	0.30	0.30
SBM_0.2.0.1	0.00	0.00	0.00	0.12	0.04	0.03	0.02	0.06	0.06	0.05	0.00	0.11	0.04	0.03	0.04
SBM_0.2.0.15	0.00	0.00	0.00	0.07	0.04	0.12	0.00	0.03	0.02	0.02	0.03	0.00	0.05	0.00	0.07
SBM_0.2.0.2	0.00	0.00	0.00	0.03	0.11	0.00	0.00	0.06	0.02	0.00	0.10	0.00	0.03	0.00	0.04
SBM_0.2.0.25	0.00	0.00	0.00	0.03	0.03	0.00	0.00	0.00	0.03	0.01	0.00	0.00	0.00	0.01	0.04
SBM_0.4.0.1	0.00	0.00	0.00	0.16	0.14	0.11	0.00	0.15	0.16	0.12	0.02	0.26	0.26	0.06	0.16
SBM_0.4.0.15	0.00	0.00	0.00	0.18	0.01	0.11	0.00	0.07	0.11	0.14	0.11	0.07	0.11	0.14	0.03
SBM_0.4.0.2	0.00	0.02	0.00	0.09	0.08	0.00	0.00	0.05	0.03	0.01	0.03	0.05	0.12	0.01	0.03
SBM_0.4.0.25	0.00	0.09	0.00	0.10	0.04	0.00	0.00	0.07	0.11	0.01	0.00	0.09	0.00	0.01	0.10
SBM_0.6.0.1	0.00	0.03	0.00	0.60	0.28	0.00	0.00	0.46	0.25	0.39	0.03	0.88	0.75	0.35	0.30
SBM_0.6.0.15	0.00	0.17	0.00	0.33	0.12	0.00	0.00	0.33	0.11	0.08	0.00	0.46	0.51	0.08	0.10
SBM_0.6.0.2	0.00	0.29	0.00	0.19	0.03	0.00	0.00	0.28	0.13	0.04	0.00	0.19	0.36	0.04	0.06
SBM_0.6.0.25	0.00	0.12	0.38	0.11	0.10	0.00	0.00	0.06	0.11	0.03	0.00	0.00	0.00	0.03	0.10
SBM_0.8.0.1	0.55	0.14	0.00	1.00	0.11	0.00	0.74	0.92	0.30	0.47	0.00	0.91	1.00	0.52	0.30
SBM_0.8.0.15	0.00	0.54	0.20	0.81	0.14	0.00	0.00	0.77	0.11	0.01	0.00	0.66	0.88	0.01	0.11
SBM_0.8.0.2	0.00	0.74	0.00	0.52	0.04	0.00	0.00	0.68	0.12	0.04	0.00	0.66	0.84	0.04	0.00
SBM_0.8.0.25	0.00	0.80	0.00	0.38	0.01	0.00	0.00	0.40	0.10	0.00	0.00	0.50	0.67	0.00	0.04
SBM_1.0.0.1	0.88	0.25	0.61	1.00	0.30	0.00	1.00	0.92	0.16	0.65	0.61	1.00	1.00	0.65	0.46
SBM_1.0.0.15	0.78	0.50	0.00	0.96	0.14	0.00	0.68	0.92	0.29	0.00	0.00	1.00	1.00	0.00	0.06
SBM_1.0.0.2	0.00	0.90	0.00	0.96	0.16	0.00	0.00	0.90	0.23	0.04	0.00	0.88	1.00	0.04	0.10
SBM_1.0.0.25	0.00	1.00	0.00	0.92	0.08	0.00	0.00	0.83	0.07	0.00	0.00	0.88	1.00	0.00	0.11
adj	0.45	0.24	0.45	0.45	0.45	0.04	0.45	0.30	0.05	0.04	0.04	0.24	0.02	0.01	0.45
bench_0.10	0.05	0.24	0.01	0.13	0.07	0.06	0.01	0.01	0.17	0.04	0.02	0.01	0.01	0.00	0.01
bench_0.15	0.02	0.43	0.02	0.09	0.14	0.06	0.06	0.02	0.21	0.09	0.02	0.01	0.12	0.02	0.02
bench_0.20	0.08	0.44	0.01	0.12	0.12	0.05	0.03	0.01	0.33	0.07	0.01	0.00	0.10	0.06	0.08
bench_0.25	0.05	0.37	0.02	0.05	0.08	0.07	0.04	0.01	0.22	0.07	0.02	0.01	0.02	0.04	0.07
bench_0.30	0.08	0.41	0.06	0.05	0.14	0.08	0.01	0.01	0.30	0.01	0.01	0.01	0.06	0.01	0.07
bench_0.35	0.01	0.41	0.01	0.05	0.09	0.30	0.02	0.01	0.29	0.08	0.01	0.01	0.25	0.08	0.05
bench_0.40	0.08	0.46	0.03	0.09	0.07	0.05	0.04	0.02	0.27	0.07	0.02	0.01	0.23	0.08	0.09
bench_0.45	0.04	0.42	0.01	0.05	0.08	0.01	0.00	0.01	0.29	0.08	0.01	0.00	0.24	0.06	0.17
bench_0.50	0.00	0.42	0.00	0.06	0.06	0.08	0.00	0.01	0.40	0.09	0.01	0.01	0.12	0.03	0.12
bench_0.55	0.00	0.48	0.00	0.04	0.09	0.01	0.00	0.01	0.25	0.06	0.09	0.02	0.25	0.06	0.29
bench_0.60	0.00	0.46	0.00	0.05	0.07	0.05	0.00	0.01	0.28	0.17	0.07	0.01	0.18	0.06	0.14
bench_0.65	0.00	0.47	0.00	0.05	0.07	0.05	0.00	0.01	0.39	0.04	0.02	0.00	0.15	0.01	0.03
bench_0.70	0.00	0.49	0.00	0.05	0.09	0.08	0.00	0.01	0.31	0.08	0.11	0.00	0.22	0.01	0.25
bench_0.75	0.00	0.48	0.00	0.05	0.09	0.01	0.00	0.01	0.42	0.04	0.08	0.01	0.00	0.01	0.09
bench_0.80	0.00	0.40	0.00	0.05	0.08	0.12	0.00	0.01	0.41	0.12	0.01	0.01	0.00	0.14	0.11
bench_0.85	0.00	0.46	0.00	0.05	0.07	0.10	0.00	0.01	0.29	0.01	0.08	0.00	0.06	0.01	0.10
bench_0.90	0.00	0.44	0.00	0.05	0.08	0.01	0.00	0.01	0.41	0.04	0.08	0.01	0.07	0.01	0.16
bench_0.95	0.00	0.47	0.00	0.10	0.16	0.12	0.00	0.01	0.34	0.06	0.02	0.01	0.01	0.06	0.13
farz_0.10	0.00	0.00	0.00	0.02	0.02	0.01	0.09	0.01	0.01	0.00	0.00	0.00	0.01	0.00	0.03
farz_0.15	0.00	0.00	0.00	0.01	0.02	0.00	0.01	0.00	0.00	0.00	0.01	0.00	0.00	0.00	0.01
farz_0.20	0.00	0.00	0.00	0.02	0.01	0.01	0.00	0.00	0.01	0.01	0.00	0.00	0.00	0.00	0.01
farz_0.25	0.01	0.00	0.01	0.02	0.10	0.01	0.00	0.01	0.01	0.01	0.01	0.00	0.00	0.00	0.01
farz_0.30	0.01	0.02	0.01	0.02	0.02	0.02	0.01	0.01	0.02	0.03	0.01	0.01	0.03	0.01	0.02
farz_0.35	0.02	0.00	0.00	0.02	0.02	0.01	0.01	0.01	0.02	0.01	0.00	0.01	0.01	0.00	0.01
farz_0.40	0.02	0.02	0.03	0.02	0.04	0.01	0.04	0.02	0.02	0.02	0.01	0.00	0.03	0.01	0.03
farz_0.45	0.02	0.03	0.00	0.02	0.02	0.01	0.00	0.05	0.04	0.01	0.03	0.03	0.04	0.00	0.07
farz_0.50	0.04	0.04	0.03	0.06	0.06	0.01	0.05	0.08	0.03	0.03	0.04	0.06	0.08	0.02	0.05
farz_0.55	0.02	0.03	0.01	0.03	0.05	0.01	0.05	0.08	0.01	0.00	0.03	0.12	0.08	0.00	0.05
farz_0.60	0.09	0.08	0.01	0.06	0.06	0.01	0.00	0.19	0.01	0.00	0.05	0.15	0.11	0.00	0.09
farz_0.65	0.00	0.11	0.03	0.08	0.09	0.01	0.09	0.26	0.07	0.00	0.00	0.20	0.16	0.00	0.20
farz_0.70	0.03	0.09	0.01	0.05	0.03	0.01	0.02	0.22	0.04	0.07	0.00	0.23	0.15	0.06	0.16
farz_0.75	0.00	0.07	0.00	0.09	0.03	0.01	0.18	0.22	0.05	0.00	0.01	0.26	0.12	0.06	0.26
farz_0.80	0.11	0.12	0.02	0.11	0.04	0.00	0.11	0.29	0.09	0.00	0.01	0.30	0.21	0.05	0.17
farz_0.85	0.30	0.15	0.25	0.11	0.06	0.22	0.33	0.26	0.19	0.21	0.23	0.27	0.30	0.19	0.34
farz_0.90	0.44	0.21	0.28	0.21	0.03	0.21	0.48	0.46	0.26	0.13	0.18	0.46	0.28	0.18	0.45
farz_0.95	0.59	0.16	0.24	0.33	0.03	0.21	0.58	0.33	0.27	0.09	0.22	0.47	0.22	0.12	0.42
football	0.90	0.00	0.79	0.92	0.83	0.62	0.88	0.69	0.53	0.83	0.83	0.80	0.86	0.87	0.88
karate	0.77	0.37	0.73	0.89	1.00	0.29	0.82	0.48	0.23	0.26	0.19	0.58	0.64	0.49	0.48

Table 11. Median values of internal cluster edge density. Maximum values are highlighted by green background

method graph	GCE	egonet splitter	label propagation	lpm amp	lpm cm	angel	copra	danmf	demon	kclique	lais2	leiden	oslom	percomvc	slpa
PP_0.20_0.10	0.04	0.05	0.19	0.14	0.15	0.15	0.04	0.03	0.15	0.12	0.09	0.13	0.11	0.04	0.14
PP_0.20_0.15	0.05	0.05	0.12	0.13	0.13	0.12	0.05	0.02	0.11	0.09	0.06	0.12	0.05	0.05	0.09
PP_0.20_0.20	0.06	0.11	0.08	0.15	0.10	0.06	0.06	0.02	0.08	0.13	0.14	0.14	0.06	0.09	0.06
PP_0.20_0.25	0.07	0.18	0.10	0.16	0.10	0.07	0.07	0.03	0.07	0.12	0.07	0.16	0.07	0.08	0.07
PP_0.40_0.10	0.04	0.05	0.18	0.12	0.13	0.13	0.04	0.04	0.12	0.12	0.15	0.14	0.04	0.04	0.10
PP_0.40_0.15	0.05	0.08	0.09	0.14	0.14	0.10	0.05	0.03	0.11	0.14	0.10	0.17	0.05	0.07	0.08
PP_0.40_0.20	0.06	0.11	0.06	0.15	0.15	0.04	0.06	0.03	0.07	0.13	0.07	0.14	0.06	0.12	0.06
PP_0.40_0.25	0.08	0.17	0.08	0.17	0.11	0.08	0.08	0.06	0.07	0.13	0.04	0.17	0.08	0.15	0.08
PP_0.60_0.10	0.05	0.11	0.11	0.13	0.08	0.06	0.05	0.04	0.07	0.14	0.07	0.13	0.07	0.09	0.06
PP_0.60_0.15	0.06	0.08	0.06	0.15	0.13	0.07	0.06	0.06	0.11	0.16	0.06	0.18	0.12	0.08	0.07
PP_0.60_0.20	0.07	0.16	0.07	0.16	0.09	0.07	0.07	0.04	0.09	0.14	0.07	0.17	0.07	0.10	0.07
PP_0.60_0.25	0.09	0.18	0.09	0.17	0.15	0.09	0.09	0.07	0.09	0.15	0.09	0.15	0.09	0.18	0.09
PP_0.80_0.10	0.06	0.11	0.06	0.16	0.12	0.12	0.06	0.10	0.12	0.12	0.12	0.18	0.15	0.12	0.06
PP_0.80_0.15	0.06	0.12	0.10	0.17	0.12	0.06	0.06	0.07	0.08	0.16	0.06	0.13	0.07	0.09	0.06
PP_0.80_0.20	0.08	0.18	0.08	0.16	0.07	0.08	0.08	0.06	0.08	0.14	0.08	0.18	0.08	0.14	0.08
PP_0.80_0.25	0.09	0.21	0.09	0.18	0.15	0.09	0.09	0.10	0.09	0.09	0.09	0.19	0.09	0.09	0.09
PP_1.00_0.10	0.07	0.17	0.16	0.20	0.13	0.14	0.07	0.15	0.13	0.18	0.16	0.25	0.25	0.22	0.07
PP_1.00_0.15	0.08	0.17	0.08	0.20	0.18	0.08	0.08	0.12	0.09	0.15	0.08	0.20	0.21	0.23	0.08
PP_1.00_0.20	0.09	0.18	0.09	0.18	0.16	0.09	0.09	0.13	0.09	0.09	0.09	0.20	0.16	0.09	0.09
PP_1.00_0.25	0.09	0.21	0.09	0.20	0.14	0.09	0.09	0.12	0.09	0.13	0.09	0.17	0.16	0.16	0.09
SBM_L_0.2_0.1	0.03	0.05	0.03	0.12	0.07	0.07	0.03	0.03	0.09	0.20	0.14	0.06	0.12	0.05	0.03
SBM_L_0.2_0.15	0.04	0.03	0.04	0.11	0.10	0.05	0.04	0.03	0.09	0.18	0.02	0.09	0.04	0.07	0.04
SBM_L_0.2_0.2	0.05	0.10	0.05	0.15	0.02	0.05	0.05	0.04	0.06	0.12	0.02	0.07	0.05	0.12	0.05
SBM_L_0.2_0.25	0.06	0.17	0.06	0.15	0.07	0.06	0.06	0.04	0.06	0.12	0.06	0.09	0.06	0.16	0.06
SBM_L_0.4_0.1	0.03	0.07	0.03	0.11	0.13	0.05	0.03	0.03	0.09	0.20	0.02	0.08	0.08	0.07	0.06
SBM_L_0.4_0.15	0.04	0.07	0.04	0.13	0.13	0.02	0.04	0.04	0.06	0.10	0.02	0.07	0.04	0.14	0.04
SBM_L_0.4_0.2	0.05	0.13	0.05	0.14	0.10	0.05	0.05	0.04	0.06	0.12	0.03	0.10	0.05	0.15	0.05
SBM_L_0.4_0.25	0.06	0.21	0.06	0.15	0.14	0.06	0.06	0.05	0.06	0.13	0.06	0.10	0.06	0.19	0.06
SBM_L_0.6_0.1	0.04	0.09	0.04	0.12	0.07	0.04	0.04	0.08	0.08	0.20	0.02	0.13	0.12	0.15	0.04
SBM_L_0.6_0.15	0.05	0.15	0.05	0.14	0.07	0.05	0.05	0.09	0.06	0.12	0.05	0.12	0.12	0.20	0.05
SBM_L_0.6_0.2	0.06	0.17	0.06	0.14	0.08	0.06	0.06	0.06	0.06	0.12	0.06	0.11	0.13	0.20	0.06
SBM_L_0.6_0.25	0.07	0.22	0.07	0.16	0.06	0.07	0.07	0.07	0.07	0.14	0.07	0.10	0.07	0.21	0.07
SBM_L_0.8_0.1	0.05	0.14	0.05	0.16	0.02	0.05	0.05	0.16	0.10	0.15	0.05	0.18	0.19	0.17	0.07
SBM_L_0.8_0.15	0.06	0.22	0.09	0.17	0.13	0.06	0.06	0.15	0.06	0.12	0.06	0.16	0.16	0.19	0.06
SBM_L_0.8_0.2	0.07	0.22	0.07	0.16	0.11	0.07	0.07	0.15	0.07	0.11	0.07	0.18	0.15	0.16	0.07
SBM_L_0.8_0.25	0.08	0.21	0.08	0.16	0.07	0.08	0.08	0.12	0.08	0.08	0.16	0.19	0.08	0.08	0.08
SBM_L_1.0_0.1	0.05	0.17	0.18	0.21	0.18	0.05	0.18	0.22	0.07	0.13	0.19	0.25	0.25	0.20	0.16
SBM_L_1.0_0.15	0.06	0.23	0.06	0.20	0.09	0.06	0.06	0.23	0.07	0.06	0.06	0.25	0.25	0.06	0.06
SBM_L_1.0_0.2	0.07	0.25	0.07	0.21	0.07	0.07	0.07	0.23	0.07	0.12	0.07	0.24	0.25	0.16	0.07
SBM_L_1.0_0.25	0.08	0.25	0.08	0.21	0.04	0.08	0.08	0.19	0.08	0.08	0.08	0.24	0.25	0.08	0.08
adj	0.01	0.06	0.01	0.01	0.01	0.02	0.01	0.01	0.02	0.08	0.13	0.05	0.02	0.04	0.01
bench_0.10	0.11	0.16	0.16	0.00	0.03	0.02	0.15	0.12	0.10	0.14	0.15	0.02	0.17	0.16	0.16
bench_0.15	0.02	0.13	0.11	0.09	0.03	0.02	0.12	0.09	0.07	0.11	0.11	0.02	0.10	0.11	0.12
bench_0.20	0.02	0.10	0.09	0.00	0.03	0.03	0.12	0.11	0.08	0.11	0.09	0.02	0.10	0.11	0.12
bench_0.25	0.02	0.09	0.14	0.00	0.10	0.03	0.02	0.10	0.10	0.16	0.10	0.02	0.12	0.16	0.14
bench_0.30	0.02	0.08	0.10	0.00	0.09	0.02	0.02	0.09	0.06	0.14	0.11	0.02	0.09	0.13	0.11
bench_0.35	0.02	0.10	0.14	0.00	0.14	0.01	0.02	0.08	0.06	0.10	0.15	0.03	0.11	0.13	0.13
bench_0.40	0.02	0.08	0.07	0.00	0.02	0.01	0.02	0.07	0.05	0.12	0.12	0.02	0.09	0.10	0.09
bench_0.45	0.02	0.08	0.12	0.00	0.10	0.02	0.02	0.07	0.07	0.13	0.14	0.02	0.09	0.12	0.07
bench_0.50	0.02	0.06	0.02	0.01	0.09	0.02	0.02	0.05	0.02	0.18	0.17	0.02	0.08	0.08	0.09
bench_0.55	0.02	0.08	0.02	0.00	0.11	0.14	0.02	0.06	0.04	0.15	0.17	0.02	0.08	0.14	0.03
bench_0.60	0.02	0.08	0.02	0.00	0.12	0.07	0.02	0.03	0.04	0.16	0.10	0.02	0.09	0.09	0.02
bench_0.65	0.02	0.05	0.02	0.00	0.01	0.03	0.02	0.03	0.04	0.18	0.10	0.02	0.08	0.08	0.02
bench_0.70	0.02	0.04	0.02	0.00	0.07	0.02	0.02	0.03	0.02	0.19	0.18	0.02	0.05	0.10	0.02
bench_0.75	0.02	0.04	0.02	0.00	0.01	0.03	0.02	0.02	0.03	0.21	0.13	0.02	0.02	0.08	0.02
bench_0.80	0.02	0.05	0.02	0.00	0.10	0.01	0.02	0.02	0.02	0.19	0.17	0.02	0.02	0.13	0.02
bench_0.85	0.02	0.06	0.02	0.00	0.07	0.02	0.02	0.02	0.04	0.18	0.14	0.02	0.03	0.06	0.02
bench_0.90	0.02	0.06	0.02	0.00	0.11	0.03	0.02	0.02	0.02	0.22	0.12	0.02	0.02	0.11	0.02
bench_0.95	0.02	0.05	0.02	0.00	0.03	0.02	0.02	0.02	0.03	0.18	0.14	0.02	0.02	0.09	0.02
farz_0.10	0.01	0.15	0.17	0.09	0.09	0.08	0.01	0.04	0.02	0.16	0.15	0.05	0.10	0.11	0.02
farz_0.15	0.01	0.17	0.16	0.06	0.09	0.01	0.01	0.04	0.01	0.15	0.06	0.04	0.09	0.11	0.02
farz_0.20	0.01	0.15	0.20	0.09	0.13	0.06	0.01	0.04	0.04	0.18	0.13	0.08	0.09	0.09	0.03
farz_0.25	0.01	0.17	0.18	0.13	0.01	0.04	0.01	0.03	0.05	0.17	0.15	0.07	0.11	0.08	0.05
farz_0.30	0.01	0.14	0.15	0.04	0.13	0.06	0.03	0.04	0.07	0.17	0.14	0.06	0.07	0.07	0.07
farz_0.35	0.01	0.15	0.17	0.11	0.11	0.01	0.01	0.04	0.01	0.13	0.11	0.06	0.10	0.11	0.01
farz_0.40	0.01	0.15	0.18	0.05	0.09	0.08	0.01	0.04	0.08	0.14	0.11	0.06	0.08	0.10	0.02
farz_0.45	0.01	0.15	0.18	0.05	0.13	0.04	0.01	0.04	0.01	0.17	0.09	0.05	0.08	0.09	0.01
farz_0.50	0.01	0.15	0.17	0.13	0.13	0.06	0.01	0.03	0.03	0.13	0.11	0.07	0.09	0.07	0.04
farz_0.55	0.01	0.16	0.15	0.07	0.13	0.01	0.01	0.05	0.01	0.15	0.13	0.06	0.10	0.10	0.04
farz_0.60	0.01	0.16	0.19	0.08	0.12	0.05	0.01	0.04	0.06	0.17	0.14	0.06	0.11	0.07	0.04
farz_0.65	0.01	0.16	0.10	0.07	0.01	0.03	0.01	0.04	0.01	0.16	0.16	0.05	0.08	0.09	0.06
farz_0.70	0.01	0.18	0.19	0.07	0.09	0.01	0.01	0.04	0.01	0.18	0.17	0.05	0.10	0.08	0.02
farz_0.75	0.01	0.15	0.22	0.14	0.13	0.04	0.01	0.05	0.02	0.18	0.17	0.10	0.11	0.08	0.04
farz_0.80	0.01	0.18	0.17	0.10	0.13	0.07	0.01	0.04	0.09	0.17	0.16	0.09	0.11	0.11	0.05
farz_0.85	0.01	0.18	0.17	0.12	0.13	0.11	0.10	0.06	0.11	0.17	0.15	0.09	0.13	0.11	0.10
farz_0.90	0.01	0.19	0.17	0.11	0.11	0.10	0.07	0.05	0.08	0.16	0.14	0.10	0.12	0.08	0.10
farz_0.95	0.01	0.19	0.14	0.07	0.09	0.05	0.04	0.05	0.04	0.13	0.13	0.05	0.11	0.10	0.07
football	0.02	0.09	0.20	0.18	0.18	0.16	0.17	0.16	0.14	0.17	0.20	0.18	0.20	0.21	0.18
karate	0.01	0.12	0.09	0.02	0.02	0.08	0.03	0.04	0.08	0.15	0.15	0.08	0.06	0.07	0.04
lattice88	0.01														

Table 12. Maximux Internal cluster edge density median. Maximum values are highlighted by green background

method graph	GCE	egonet splitter	label propagation	lpm amp	lpm cm	angel	copra	dannf	demon	kclique	lais2	leiden	oslom	percomvc	slpa
PP_0.20_0.10	0.04	0.05	0.19	0.17	0.17	0.15	0.04	0.06	0.17	0.21	0.09	0.13	0.18	0.04	0.16
PP_0.20_0.15	0.05	0.05	0.12	0.18	0.17	0.12	0.05	0.07	0.17	0.14	0.06	0.12	0.05	0.05	0.14
PP_0.20_0.20	0.06	0.11	0.08	0.18	0.16	0.09	0.06	0.05	0.13	0.21	0.14	0.14	0.06	0.09	0.14
PP_0.20_0.25	0.07	0.19	0.10	0.20	0.19	0.07	0.07	0.09	0.15	0.17	0.07	0.16	0.07	0.08	0.16
PP_0.40_0.10	0.04	0.05	0.18	0.17	0.17	0.14	0.04	0.07	0.16	0.20	0.15	0.14	0.17	0.04	0.15
PP_0.40_0.15	0.05	0.08	0.09	0.20	0.17	0.10	0.05	0.06	0.14	0.15	0.10	0.17	0.15	0.07	0.13
PP_0.40_0.20	0.06	0.11	0.06	0.20	0.16	0.05	0.06	0.04	0.16	0.19	0.07	0.14	0.14	0.12	0.16
PP_0.40_0.25	0.08	0.19	0.08	0.21	0.17	0.08	0.08	0.12	0.14	0.18	0.04	0.17	0.08	0.15	0.10
PP_0.60_0.10	0.05	0.11	0.11	0.18	0.15	0.09	0.05	0.08	0.13	0.15	0.07	0.13	0.11	0.09	0.12
PP_0.60_0.15	0.06	0.09	0.06	0.21	0.20	0.10	0.06	0.09	0.16	0.20	0.06	0.18	0.17	0.08	0.09
PP_0.60_0.20	0.07	0.18	0.07	0.20	0.18	0.07	0.07	0.08	0.16	0.20	0.07	0.17	0.07	0.10	0.14
PP_0.60_0.25	0.09	0.19	0.09	0.21	0.19	0.09	0.09	0.10	0.16	0.21	0.09	0.15	0.16	0.18	0.13
PP_0.80_0.10	0.06	0.12	0.06	0.20	0.16	0.12	0.06	0.11	0.17	0.12	0.12	0.18	0.22	0.12	0.11
PP_0.80_0.15	0.06	0.12	0.10	0.22	0.17	0.06	0.06	0.10	0.18	0.21	0.06	0.13	0.15	0.09	0.09
PP_0.80_0.20	0.08	0.19	0.08	0.21	0.18	0.08	0.08	0.09	0.14	0.21	0.08	0.18	0.13	0.14	0.09
PP_0.80_0.25	0.09	0.23	0.09	0.22	0.20	0.09	0.09	0.15	0.15	0.09	0.09	0.19	0.17	0.09	0.15
PP_1.00_0.10	0.07	0.17	0.16	0.25	0.18	0.14	0.16	0.20	0.13	0.22	0.16	0.25	0.25	0.22	0.12
PP_1.00_0.15	0.08	0.17	0.08	0.25	0.20	0.08	0.10	0.19	0.16	0.23	0.08	0.20	0.25	0.23	0.17
PP_1.00_0.20	0.09	0.18	0.09	0.24	0.21	0.09	0.09	0.17	0.21	0.09	0.09	0.20	0.22	0.09	0.12
PP_1.00_0.25	0.09	0.23	0.09	0.25	0.17	0.09	0.09	0.16	0.18	0.16	0.09	0.17	0.23	0.16	0.17
SBM_L0.2_0.1	0.03	0.05	0.03	0.17	0.11	0.13	0.03	0.04	0.14	0.20	0.14	0.06	0.21	0.05	0.08
SBM_L0.2_0.15	0.04	0.03	0.04	0.16	0.18	0.06	0.04	0.04	0.13	0.19	0.02	0.09	0.05	0.07	0.05
SBM_L0.2_0.2	0.05	0.11	0.05	0.19	0.05	0.05	0.05	0.12	0.19	0.02	0.07	0.06	0.12	0.06	0.12
SBM_L0.2_0.25	0.06	0.19	0.06	0.20	0.08	0.06	0.06	0.06	0.13	0.18	0.06	0.09	0.06	0.16	0.07
SBM_L0.4_0.1	0.03	0.07	0.03	0.17	0.17	0.09	0.03	0.04	0.12	0.20	0.02	0.08	0.15	0.07	0.09
SBM_L0.4_0.15	0.04	0.07	0.04	0.19	0.17	0.02	0.04	0.07	0.16	0.18	0.02	0.07	0.07	0.14	0.05
SBM_L0.4_0.2	0.05	0.13	0.05	0.21	0.13	0.05	0.05	0.06	0.11	0.18	0.03	0.10	0.11	0.15	0.05
SBM_L0.4_0.25	0.06	0.23	0.06	0.20	0.14	0.06	0.06	0.07	0.12	0.19	0.06	0.10	0.06	0.19	0.12
SBM_L0.6_0.1	0.04	0.09	0.04	0.17	0.11	0.04	0.04	0.10	0.12	0.22	0.02	0.13	0.17	0.15	0.10
SBM_L0.6_0.15	0.05	0.16	0.05	0.20	0.13	0.05	0.05	0.12	0.13	0.20	0.05	0.12	0.18	0.20	0.06
SBM_L0.6_0.2	0.06	0.19	0.06	0.21	0.10	0.06	0.06	0.11	0.12	0.18	0.06	0.11	0.17	0.20	0.08
SBM_L0.6_0.25	0.07	0.24	0.07	0.21	0.07	0.07	0.07	0.10	0.09	0.21	0.07	0.10	0.07	0.21	0.12
SBM_L0.8_0.1	0.14	0.14	0.05	0.20	0.05	0.16	0.18	0.15	0.15	0.05	0.18	0.20	0.17	0.16	0.16
SBM_L0.8_0.15	0.06	0.22	0.09	0.21	0.17	0.06	0.06	0.18	0.12	0.19	0.06	0.16	0.19	0.19	0.07
SBM_L0.8_0.2	0.07	0.22	0.07	0.23	0.16	0.07	0.07	0.18	0.13	0.16	0.07	0.18	0.19	0.16	0.07
SBM_L0.8_0.25	0.08	0.22	0.08	0.21	0.08	0.08	0.08	0.15	0.13	0.08	0.08	0.16	0.20	0.08	0.10
SBM_L1.0_0.1	0.23	0.17	0.18	0.25	0.20	0.05	0.25	0.25	0.17	0.20	0.19	0.25	0.25	0.20	0.19
SBM_L1.0_0.15	0.22	0.23	0.06	0.25	0.20	0.06	0.21	0.25	0.15	0.06	0.06	0.25	0.25	0.06	0.12
SBM_L1.0_0.2	0.07	0.25	0.07	0.25	0.12	0.07	0.07	0.25	0.13	0.16	0.07	0.24	0.25	0.16	0.11
SBM_L1.0_0.25	0.08	0.25	0.08	0.24	0.06	0.08	0.08	0.25	0.11	0.08	0.08	0.24	0.25	0.08	0.10
adj	0.01	0.06	0.01	0.05	0.01	0.02	0.01	0.02	0.10	0.15	0.13	0.05	0.05	0.04	0.05
bench_0.10	0.17	0.16	0.16	0.03	0.05	0.02	0.17	0.13	0.12	0.16	0.15	0.02	0.17	0.16	0.17
bench_0.15	0.09	0.13	0.11	0.05	0.04	0.02	0.12	0.10	0.09	0.11	0.11	0.02	0.13	0.11	0.13
bench_0.20	0.12	0.10	0.09	0.04	0.03	0.03	0.13	0.12	0.12	0.13	0.09	0.02	0.13	0.11	0.14
bench_0.25	0.14	0.09	0.14	0.05	0.11	0.03	0.16	0.13	0.14	0.17	0.10	0.02	0.15	0.16	0.16
bench_0.30	0.10	0.08	0.10	0.02	0.10	0.02	0.12	0.11	0.13	0.14	0.11	0.02	0.12	0.13	0.13
bench_0.35	0.14	0.11	0.14	0.01	0.14	0.05	0.15	0.10	0.12	0.18	0.15	0.03	0.14	0.13	0.16
bench_0.40	0.13	0.09	0.07	0.02	0.03	0.02	0.09	0.09	0.10	0.16	0.12	0.02	0.12	0.10	0.16
bench_0.45	0.13	0.09	0.12	0.02	0.11	0.03	0.02	0.08	0.13	0.15	0.14	0.02	0.13	0.12	0.15
bench_0.50	0.02	0.06	0.02	0.03	0.13	0.03	0.02	0.06	0.10	0.20	0.17	0.02	0.11	0.08	0.12
bench_0.55	0.02	0.08	0.02	0.00	0.11	0.14	0.02	0.07	0.12	0.19	0.17	0.02	0.10	0.14	0.12
bench_0.60	0.02	0.09	0.02	0.02	0.14	0.09	0.02	0.04	0.10	0.20	0.10	0.02	0.12	0.09	0.05
bench_0.65	0.02	0.05	0.02	0.01	0.01	0.03	0.02	0.03	0.11	0.21	0.10	0.02	0.12	0.08	0.03
bench_0.70	0.02	0.04	0.02	0.01	0.09	0.02	0.02	0.03	0.10	0.21	0.18	0.02	0.09	0.10	0.06
bench_0.75	0.02	0.04	0.02	0.01	0.01	0.03	0.02	0.02	0.11	0.22	0.13	0.02	0.02	0.08	0.09
bench_0.80	0.02	0.05	0.02	0.01	0.12	0.02	0.02	0.02	0.12	0.20	0.17	0.02	0.02	0.13	0.05
bench_0.85	0.02	0.06	0.02	0.01	0.13	0.05	0.02	0.03	0.10	0.21	0.14	0.02	0.11	0.06	0.02
bench_0.90	0.02	0.06	0.02	0.01	0.13	0.03	0.02	0.02	0.10	0.22	0.12	0.02	0.17	0.11	0.06
bench_0.95	0.02	0.06	0.02	0.01	0.03	0.03	0.02	0.02	0.10	0.19	0.14	0.02	0.16	0.09	0.05
farz_0.10	0.01	0.15	0.17	0.12	0.15	0.09	0.01	0.05	0.09	0.20	0.15	0.05	0.13	0.11	0.09
farz_0.15	0.01	0.17	0.16	0.13	0.20	0.01	0.03	0.04	0.09	0.20	0.06	0.04	0.12	0.11	0.07
farz_0.20	0.01	0.15	0.20	0.13	0.20	0.11	0.01	0.04	0.10	0.19	0.13	0.08	0.13	0.09	0.09
farz_0.25	0.13	0.17	0.18	0.16	0.20	0.06	0.07	0.05	0.09	0.18	0.15	0.07	0.15	0.08	0.13
farz_0.30	0.05	0.14	0.15	0.06	0.17	0.08	0.03	0.05	0.10	0.19	0.14	0.06	0.10	0.07	0.13
farz_0.35	0.09	0.15	0.17	0.15	0.17	0.01	0.02	0.04	0.09	0.20	0.11	0.06	0.14	0.11	0.09
farz_0.40	0.05	0.15	0.18	0.12	0.15	0.08	0.06	0.04	0.09	0.19	0.11	0.06	0.11	0.10	0.09
farz_0.45	0.05	0.15	0.18	0.07	0.20	0.08	0.01	0.05	0.11	0.20	0.09	0.05	0.11	0.09	0.07
farz_0.50	0.09	0.15	0.17	0.14	0.19	0.06	0.01	0.04	0.09	0.19	0.11	0.07	0.11	0.07	0.09
farz_0.55	0.07	0.16	0.15	0.09	0.20	0.01	0.13	0.05	0.09	0.21	0.13	0.06	0.13	0.10	0.09
farz_0.60	0.05	0.16	0.19	0.17	0.20	0.09	0.01	0.05	0.10	0.17	0.14	0.06	0.14	0.07	0.07
farz_0.65	0.01	0.16	0.10	0.14	0.17	0.06	0.01	0.05	0.10	0.19	0.16	0.05	0.12	0.09	0.09
farz_0.70	0.09	0.18	0.19	0.09	0.17	0.01	0.01	0.05	0.10	0.19	0.17	0.05	0.13	0.08	0.07
farz_0.75	0.01	0.15	0.22	0.18	0.20	0.07	0.13	0.05	0.10	0.21	0.17	0.10	0.15	0.08	0.05
farz_0.80	0.09	0.18	0.17	0.14	0.20	0.09	0.09	0.05	0.10	0.21	0.16	0.09	0.14	0.11	0.06
farz_0.85	0.17	0.18	0.17	0.17	0.20	0.13	0.12	0.07	0.12	0.18	0.15	0.09	0.17	0.11	0.15
farz_0.90	0.11	0.19	0.17	0.17	0.19	0.12	0.10	0.08	0.12	0.16	0.14	0.10	0.15	0.08	0.12
farz_0.95	0.07	0.19	0.14	0.12	0.20	0.08	0.05	0.06	0.10	0.18	0.13	0.05	0.15	0.10	0.11
football	0.21	0.09	0.20	0.21	0.21	0.17	0.22	0.17	0.16	0.21	0.20	0.18	0.22	0.21	0.20
kattite	0.09	0.13	0.09	0.04	0.04	0.08	0.08	0.07	0.10	0.19	0.15	0.08	0.12	0.07	0.07
lattice8x8	0.01	0.00	0.20</												

Table 13. Median values of normalized cut. Maximum values are highlighted by green background

method graph	GCE	egonet splitter	label propagation	lpm amp	lpm cm	angel	copra	danmf	demon	kclique	lais2	leiden	oslom	perconvc	slpa
PP_0.20.0.10	0.00	0.98	0.48	0.55	0.54	0.52	0.00	1.00	0.52	0.30	0.63	0.47	0.46	0.00	0.69
PP_0.20.0.15	0.00	1.00	0.57	0.71	0.74	0.74	0.00	1.05	0.82	0.38	0.66	0.54	0.00	0.00	0.69
PP_0.20.0.20	0.00	0.97	0.51	0.77	0.76	0.62	0.00	1.08	0.84	0.70	0.70	0.64	0.00	0.81	0.66
PP_0.20.0.25	0.00	0.89	0.51	0.82	0.74	0.00	0.00	1.05	0.80	0.36	0.00	0.68	0.00	0.77	0.00
PP_0.40.0.10	0.00	1.00	0.51	0.62	0.71	0.59	0.00	1.00	0.57	0.34	0.59	0.52	0.00	0.00	0.65
PP_0.40.0.15	0.00	0.99	0.47	0.76	0.80	0.69	0.00	1.05	0.82	0.67	0.73	0.61	0.00	0.62	0.53
PP_0.40.0.20	0.00	0.98	0.00	0.77	0.70	0.75	0.00	1.06	0.81	0.76	0.65	0.63	0.00	0.89	0.57
PP_0.40.0.25	0.00	0.91	0.00	0.83	0.83	0.00	0.00	1.03	0.70	0.41	0.68	0.67	0.00	0.79	0.00
PP_0.60.0.10	0.00	0.96	0.49	0.70	0.76	0.54	0.00	1.00	0.58	0.63	0.67	0.52	0.35	0.66	0.58
PP_0.60.0.15	0.00	0.98	0.00	0.76	0.83	0.23	0.00	1.02	0.63	0.62	0.00	0.62	0.56	0.79	0.58
PP_0.60.0.20	0.00	0.96	0.00	0.81	0.85	0.00	0.00	1.04	0.66	0.42	0.00	0.67	0.00	0.88	0.00
PP_0.60.0.25	0.00	0.92	0.00	0.83	0.81	0.00	0.00	1.01	0.60	0.37	0.00	0.61	0.00	0.68	0.00
PP_0.80.0.10	0.00	0.95	0.00	0.67	0.67	0.36	0.00	0.92	0.44	0.47	0.68	0.56	0.54	0.59	0.47
PP_0.80.0.15	0.00	0.95	0.46	0.75	0.80	0.00	0.00	1.00	0.23	0.63	0.00	0.55	0.50	0.81	0.00
PP_0.80.0.20	0.00	0.93	0.00	0.80	0.89	0.00	0.00	1.03	0.00	0.42	0.00	0.66	0.00	0.85	0.00
PP_0.80.0.25	0.00	0.82	0.00	0.82	0.88	0.00	0.00	0.99	0.00	0.00	0.00	0.68	0.69	0.00	0.00
PP_1.00.0.10	0.00	0.94	0.38	0.61	0.80	0.42	0.00	0.86	0.41	0.48	0.38	0.57	0.57	0.54	0.00
PP_1.00.0.15	0.00	0.93	0.00	0.68	0.86	0.00	0.00	0.94	0.31	0.36	0.00	0.58	0.65	0.71	0.00
PP_1.00.0.20	0.00	0.91	0.00	0.75	0.71	0.00	0.00	0.95	0.00	0.00	0.00	0.62	0.62	0.00	0.00
PP_1.00.0.25	0.00	0.78	0.00	0.78	0.77	0.00	0.00	0.97	0.00	0.26	0.00	0.60	0.61	0.53	0.00
SBM0.2.0.1	0.00	0.99	0.00	0.72	0.71	0.73	0.00	0.99	0.86	0.75	0.75	0.75	0.71	0.80	0.51
SBM0.2.0.15	0.00	1.00	0.00	0.81	0.79	0.60	0.00	1.02	0.87	0.83	0.68	0.82	0.00	0.87	0.00
SBM0.2.0.2	0.00	0.97	0.00	0.82	0.69	0.00	0.00	1.00	0.92	0.45	0.67	0.85	0.00	0.90	0.00
SBM0.2.0.25	0.00	0.94	0.00	0.88	0.65	0.00	0.00	1.02	0.83	0.44	0.00	0.84	0.00	0.86	0.00
SBM0.4.0.1	0.00	0.99	0.00	0.76	0.83	0.74	0.00	0.98	0.86	0.76	0.69	0.74	0.75	0.77	0.65
SBM0.4.0.15	0.00	0.99	0.00	0.82	0.89	0.67	0.00	0.99	0.86	0.78	0.67	0.78	0.00	0.86	0.00
SBM0.4.0.2	0.00	0.96	0.00	0.87	0.82	0.00	0.00	1.02	0.42	0.43	0.68	0.83	0.00	0.83	0.00
SBM0.4.0.25	0.00	0.91	0.00	0.88	0.86	0.00	0.00	1.00	0.79	0.46	0.00	0.78	0.00	0.91	0.00
SBM0.6.0.1	0.00	0.98	0.00	0.70	0.74	0.00	0.00	0.87	0.77	0.74	0.68	0.57	0.75	0.77	0.00
SBM0.6.0.15	0.00	0.95	0.00	0.80	0.85	0.00	0.00	0.89	0.76	0.44	0.00	0.67	0.84	0.87	0.00
SBM0.6.0.2	0.00	0.89	0.00	0.84	0.88	0.00	0.00	0.98	0.40	0.44	0.00	0.81	0.75	0.86	0.00
SBM0.6.0.25	0.00	0.88	0.00	0.87	0.76	0.00	0.00	0.99	0.41	0.41	0.00	0.87	0.00	0.82	0.00
SBM0.8.0.1	0.00	0.96	0.00	0.59	0.68	0.00	0.00	0.64	0.74	0.63	0.00	0.54	0.52	0.61	0.45
SBM0.8.0.15	0.00	0.83	0.47	0.72	0.86	0.00	0.00	0.77	0.67	0.36	0.00	0.61	0.75	0.73	0.00
SBM0.8.0.2	0.00	0.80	0.00	0.82	0.80	0.00	0.00	0.83	0.00	0.30	0.00	0.66	0.80	0.61	0.00
SBM0.8.0.25	0.00	0.77	0.00	0.87	0.88	0.00	0.00	0.92	0.00	0.00	0.00	0.74	0.76	0.00	0.00
SBM1.0.0.1	0.00	0.94	0.43	0.46	0.81	0.00	0.41	0.55	0.67	0.26	0.40	0.46	0.46	0.53	0.33
SBM1.0.0.15	0.00	0.86	0.00	0.63	0.89	0.00	0.00	0.64	0.33	0.00	0.00	0.57	0.57	0.00	0.00
SBM1.0.0.2	0.00	0.69	0.00	0.72	0.87	0.00	0.00	0.72	0.00	0.31	0.00	0.62	0.64	0.63	0.00
SBM1.0.0.25	0.00	0.70	0.00	0.78	0.88	0.00	0.00	0.81	0.00	0.00	0.00	0.67	0.70	0.00	0.00
adj	0.17	0.96	0.17	0.24	0.31	0.61	0.17	0.92	0.71	0.72	0.80	0.52	0.33	0.77	0.59
bench_0.10	0.15	0.94	0.25	1.00	0.35	0.93	0.26	0.31	0.59	0.17	0.48	0.98	0.27	0.27	0.26
bench_0.15	0.00	0.97	0.27	1.00	0.44	0.83	0.29	0.46	0.64	0.27	0.46	0.97	0.55	0.33	0.37
bench_0.20	0.00	0.98	0.32	1.00	0.49	0.80	0.35	0.40	0.71	0.44	0.61	0.97	0.59	0.52	0.46
bench_0.25	0.00	0.98	0.37	1.00	0.61	0.89	0.00	0.47	0.66	0.40	0.64	0.97	0.48	0.48	0.43
bench_0.30	0.00	0.98	0.39	1.00	0.65	0.67	0.00	0.50	0.82	0.62	0.71	0.98	0.57	0.62	0.49
bench_0.35	0.00	0.97	0.45	1.01	0.76	0.67	0.00	0.59	0.82	0.35	0.63	0.98	0.61	0.70	0.51
bench_0.40	0.00	0.98	0.34	1.01	0.54	0.73	0.00	0.65	0.86	0.72	0.71	0.98	0.79	0.72	0.60
bench_0.45	0.00	0.98	0.37	1.01	0.70	0.34	0.00	0.68	0.79	0.48	0.74	0.99	0.79	0.61	0.61
bench_0.50	0.00	0.98	0.00	1.00	0.79	0.74	0.00	0.81	0.90	0.79	0.83	0.97	0.84	0.80	0.57
bench_0.55	0.00	0.98	0.00	1.01	0.86	0.66	0.00	0.76	0.90	0.75	0.83	0.99	0.85	0.80	0.64
bench_0.60	0.00	0.98	0.00	1.01	0.80	0.68	0.00	0.87	0.90	0.77	0.79	0.97	0.88	0.79	0.00
bench_0.65	0.00	0.99	0.00	1.01	0.76	0.70	0.00	0.93	0.94	0.85	0.84	0.97	0.87	0.88	0.00
bench_0.70	0.00	0.99	0.00	1.00	0.83	0.68	0.00	0.93	0.93	0.85	0.83	0.97	0.89	0.91	0.59
bench_0.75	0.00	0.99	0.00	1.01	0.76	0.70	0.00	0.99	0.92	0.87	0.83	0.99	0.00	0.89	0.65
bench_0.80	0.00	0.99	0.00	1.01	0.77	0.70	0.00	0.99	0.94	0.88	0.87	0.97	0.00	0.91	0.00
bench_0.85	0.00	0.99	0.00	1.01	0.83	0.68	0.00	0.97	0.93	0.84	0.81	0.97	0.52	0.87	0.00
bench_0.90	0.00	0.99	0.00	1.00	0.83	0.71	0.00	0.99	0.95	0.86	0.75	0.98	0.00	0.90	0.62
bench_0.95	0.00	0.99	0.00	1.01	0.76	0.69	0.00	0.99	0.94	0.87	0.83	0.98	0.00	0.92	0.00
farz_0.10	0.00	0.82	0.38	0.51	0.55	0.57	0.00	0.67	0.66	0.64	0.60	0.47	0.79	0.68	0.59
farz_0.15	0.00	0.81	0.32	0.37	0.56	0.58	0.00	0.68	0.59	0.66	0.52	0.55	0.82	0.70	0.60
farz_0.20	0.00	0.81	0.42	0.27	0.31	0.54	0.00	0.64	0.60	0.65	0.67	0.45	0.82	0.64	0.47
farz_0.25	0.00	0.81	0.36	0.27	0.67	0.59	0.00	0.69	0.57	0.62	0.64	0.48	0.79	0.69	0.48
farz_0.30	0.00	0.83	0.35	0.23	0.31	0.52	0.10	0.61	0.65	0.66	0.76	0.43	0.79	0.60	0.56
farz_0.35	0.00	0.81	0.32	0.30	0.42	0.54	0.00	0.67	0.51	0.63	0.88	0.50	0.79	0.66	0.61
farz_0.40	0.00	0.81	0.36	0.29	0.25	0.50	0.67	0.66	0.52	0.61	0.59	0.46	0.80	0.63	0.69
farz_0.45	0.00	0.83	0.43	0.39	0.43	0.49	0.00	0.68	0.67	0.67	0.62	0.54	0.80	0.71	0.68
farz_0.50	0.00	0.82	0.31	0.30	0.30	0.64	0.00	0.72	0.64	0.63	0.76	0.54	0.82	0.61	0.54
farz_0.55	0.00	0.80	0.34	0.31	0.39	0.53	0.00	0.56	0.58	0.66	0.69	0.47	0.81	0.72	0.54
farz_0.60	0.00	0.81	0.39	0.46	0.57	0.59	0.00	0.63	0.65	0.67	0.67	0.49	0.82	0.63	0.58
farz_0.65	0.00	0.82	0.28	0.42	0.75	0.60	0.00	0.60	0.70	0.70	0.79	0.44	0.83	0.70	0.61
farz_0.70	0.00	0.78	0.38	0.37	0.31	0.56	0.00	0.63	0.56	0.68	0.69	0.45	0.79	0.71	0.60
farz_0.75	0.00	0.79	0.41	0.37	0.35	0.54	0.00	0.60	0.63	0.62	0.56	0.42	0.81	0.65	0.60
farz_0.80	0.00	0.78	0.34	0.26	0.48	0.76	0.00	0.61	0.59	0.60	0.54	0.36	0.77	0.67	0.54
farz_0.85	0.00	0.75	0.36	0.18	0.29	0.47	0.18	0.43	0.57	0.51	0.67	0.32	0.72	0.46	0.34
farz_0.90	0.00	0.78	0.33	0.12	0.36	0.46	0.37	0.46	0.52	0.55	0.59	0.26	0.71	0.49	0.40
farz_0.95	0.00	0.73	0.33	0.25	0.56	0.54	0.21	0.53	0.64	0.67	0.63	0.25	0.78	0.58	0.42
football	0.00	0.98	0.36	0.38	0.42	0.49	0.34	0.33	0.53	0.44	0.36	0.35	0.44	0.41	0.39
karate	0.23	0.78	0.32	0.24	0.24	0.61	0.24	0.88	0.67	0.70	0.72	0.34	0.74	0.71	0.47
lattice8x8	0.34	1.00	0.60	0.17	0.17										

Table 14. Minimum values of normalized cut produced by a method. Minimum values are highlighted by green background

method graph	GCE	egonet splitter	label propagation	lpam amp	lpam cm	angel	copra	danmf	demon	kclique	lais2	leiden	oslom	percomvc	slpa
PP_0.20.0.10	0.00	0.98	0.48	0.38	0.42	0.52	0.00	0.91	0.52	0.00	0.63	0.47	0.00	0.00	0.49
PP_0.20.0.15	0.00	1.00	0.57	0.52	0.50	0.74	0.00	1.00	0.74	0.00	0.66	0.54	0.00	0.00	0.90
PP_0.20.0.20	0.00	0.96	0.51	0.61	0.80	0.62	0.00	1.05	0.62	0.62	0.70	0.64	0.00	0.81	0.00
PP_0.20.0.25	0.00	0.87	0.51	0.61	0.51	0.00	0.00	1.01	0.00	0.00	0.00	0.68	0.00	0.77	0.00
PP_0.40.0.10	0.00	1.00	0.51	0.48	0.50	0.55	0.00	0.93	0.55	0.00	0.59	0.52	0.00	0.00	0.47
PP_0.40.0.15	0.00	0.99	0.47	0.56	0.59	0.67	0.00	1.02	0.71	0.59	0.73	0.61	0.00	0.62	0.00
PP_0.40.0.20	0.00	0.97	0.00	0.61	0.63	0.69	0.00	1.04	0.69	0.64	0.65	0.63	0.00	0.89	0.00
PP_0.40.0.25	0.00	0.90	0.00	0.65	0.57	0.00	0.00	0.96	0.00	0.00	0.68	0.67	0.00	0.79	0.00
PP_0.60.0.10	0.00	0.96	0.49	0.46	0.40	0.54	0.00	0.96	0.54	0.60	0.67	0.52	0.00	0.66	0.00
PP_0.60.0.15	0.00	0.98	0.00	0.58	0.60	0.00	0.00	0.98	0.00	0.60	0.00	0.62	0.00	0.79	0.00
PP_0.60.0.20	0.00	0.94	0.00	0.64	0.74	0.00	0.00	1.02	0.00	0.00	0.00	0.67	0.00	0.88	0.00
PP_0.60.0.25	0.00	0.90	0.00	0.66	0.57	0.00	0.00	0.97	0.00	0.00	0.00	0.61	0.00	0.68	0.00
PP_0.80.0.10	0.00	0.95	0.00	0.52	0.00	0.00	0.00	0.86	0.00	0.36	0.68	0.56	0.35	0.59	0.00
PP_0.80.0.15	0.00	0.95	0.46	0.57	0.67	0.00	0.00	0.97	0.00	0.50	0.00	0.55	0.00	0.81	0.00
PP_0.80.0.20	0.00	0.92	0.00	0.65	0.74	0.00	0.00	0.99	0.00	0.00	0.00	0.66	0.00	0.85	0.00
PP_0.80.0.25	0.00	0.81	0.00	0.66	0.78	0.00	0.00	0.95	0.00	0.00	0.00	0.68	0.00	0.00	0.00
PP_1.00.0.10	0.00	0.98	0.38	0.48	0.58	0.59	0.00	1.01	0.65	0.41	0.38	0.57	0.50	0.54	0.00
PP_1.00.0.15	0.00	0.93	0.00	0.54	0.65	0.00	0.00	0.86	0.00	0.00	0.00	0.58	0.00	0.71	0.00
PP_1.00.0.20	0.00	0.89	0.00	0.57	0.51	0.00	0.00	0.92	0.00	0.00	0.00	0.62	0.48	0.00	0.00
PP_1.00.0.25	0.00	0.69	0.00	0.60	0.71	0.00	0.00	0.94	0.00	0.00	0.00	0.60	0.53	0.53	0.00
SBM_0.2.0.1	0.00	0.99	0.00	0.61	0.54	0.71	0.00	0.95	0.80	0.71	0.75	0.75	0.00	0.80	0.00
SBM_0.2.0.15	0.00	1.00	0.00	0.68	0.56	0.59	0.00	1.01	0.65	0.82	0.68	0.82	0.00	0.87	0.00
SBM_0.2.0.2	0.00	0.97	0.00	0.70	0.00	0.00	0.00	0.97	0.00	0.00	0.67	0.85	0.00	0.90	0.00
SBM_0.2.0.25	0.00	0.92	0.00	0.77	0.63	0.00	0.00	0.98	0.00	0.00	0.00	0.84	0.00	0.86	0.00
SBM_0.4.0.1	0.00	0.99	0.00	0.64	0.75	0.68	0.00	0.94	0.76	0.71	0.69	0.74	0.47	0.77	0.00
SBM_0.4.0.15	0.00	0.99	0.00	0.71	0.77	0.67	0.00	0.96	0.67	0.67	0.67	0.78	0.00	0.86	0.00
SBM_0.4.0.2	0.00	0.96	0.00	0.75	0.74	0.00	0.00	0.99	0.00	0.00	0.68	0.83	0.00	0.83	0.00
SBM_0.4.0.25	0.00	0.89	0.00	0.77	0.86	0.00	0.00	0.97	0.00	0.00	0.00	0.78	0.00	0.91	0.00
SBM_0.6.0.1	0.00	0.98	0.00	0.57	0.58	0.00	0.00	0.80	0.00	0.70	0.68	0.57	0.64	0.77	0.00
SBM_0.6.0.15	0.00	0.95	0.00	0.66	0.76	0.00	0.00	0.83	0.00	0.00	0.00	0.67	0.71	0.87	0.00
SBM_0.6.0.2	0.00	0.88	0.00	0.74	0.81	0.00	0.00	0.91	0.00	0.00	0.00	0.81	0.00	0.86	0.00
SBM_0.6.0.25	0.00	0.85	0.00	0.77	0.75	0.00	0.00	0.95	0.00	0.00	0.00	0.87	0.00	0.82	0.00
SBM_0.8.0.1	0.00	0.96	0.00	0.47	0.00	0.00	0.00	0.61	0.00	0.61	0.00	0.54	0.52	0.61	0.00
SBM_0.8.0.15	0.00	0.83	0.47	0.60	0.77	0.00	0.00	0.72	0.00	0.00	0.00	0.61	0.64	0.73	0.00
SBM_0.8.0.2	0.00	0.79	0.00	0.73	0.68	0.00	0.00	0.78	0.00	0.00	0.00	0.66	0.71	0.61	0.00
SBM_0.8.0.25	0.00	0.72	0.00	0.78	0.86	0.00	0.00	0.86	0.00	0.00	0.00	0.74	0.67	0.00	0.00
SBM_1.0.0.1	0.00	0.94	0.43	0.41	0.74	0.00	0.00	0.53	0.00	0.00	0.40	0.46	0.46	0.53	0.33
SBM_1.0.0.15	0.00	0.86	0.00	0.54	0.79	0.00	0.00	0.63	0.00	0.00	0.00	0.57	0.57	0.00	0.00
SBM_1.0.0.2	0.00	0.68	0.00	0.64	0.78	0.00	0.00	0.69	0.00	0.00	0.00	0.62	0.64	0.63	0.00
SBM_1.0.0.25	0.00	0.70	0.00	0.65	0.83	0.00	0.00	0.75	0.00	0.00	0.00	0.67	0.70	0.00	0.00
adj	0.17	0.95	0.17	0.17	0.60	0.17	0.89	0.61	0.61	0.61	0.80	0.52	0.33	0.77	0.17
bench_0.10	0.00	0.94	0.25	0.99	0.29	0.88	0.00	0.23	0.52	0.07	0.48	0.98	0.27	0.27	0.26
bench_0.15	0.00	0.97	0.27	1.00	0.33	0.66	0.00	0.40	0.45	0.20	0.46	0.97	0.43	0.33	0.29
bench_0.20	0.00	0.98	0.32	0.99	0.46	0.00	0.00	0.35	0.54	0.35	0.61	0.97	0.47	0.52	0.34
bench_0.25	0.00	0.98	0.37	0.99	0.57	0.81	0.00	0.36	0.46	0.31	0.64	0.97	0.43	0.48	0.33
bench_0.30	0.00	0.98	0.39	1.00	0.61	0.00	0.00	0.42	0.61	0.61	0.71	0.98	0.48	0.62	0.40
bench_0.35	0.00	0.97	0.45	1.00	0.72	0.66	0.00	0.49	0.66	0.00	0.63	0.98	0.50	0.70	0.35
bench_0.40	0.00	0.98	0.34	1.00	0.51	0.67	0.00	0.56	0.75	0.71	0.71	0.98	0.74	0.72	0.00
bench_0.45	0.00	0.98	0.37	1.00	0.67	0.00	0.00	0.61	0.00	0.34	0.74	0.99	0.71	0.61	0.00
bench_0.50	0.00	0.98	0.00	1.00	0.77	0.70	0.00	0.74	0.77	0.77	0.83	0.97	0.79	0.80	0.00
bench_0.55	0.00	0.98	0.00	1.00	0.83	0.66	0.00	0.67	0.79	0.69	0.83	0.99	0.81	0.80	0.00
bench_0.60	0.00	0.98	0.00	1.00	0.79	0.67	0.00	0.82	0.78	0.75	0.79	0.97	0.84	0.79	0.00
bench_0.65	0.00	0.99	0.00	1.00	0.74	0.69	0.00	0.91	0.68	0.80	0.84	0.97	0.81	0.88	0.00
bench_0.70	0.00	0.99	0.00	1.00	0.82	0.67	0.00	0.90	0.76	0.78	0.83	0.97	0.83	0.91	0.00
bench_0.75	0.00	0.99	0.00	1.00	0.75	0.69	0.00	0.98	0.74	0.84	0.83	0.99	0.00	0.89	0.00
bench_0.80	0.00	0.99	0.00	1.00	0.76	0.69	0.00	0.96	0.67	0.83	0.87	0.97	0.00	0.91	0.00
bench_0.85	0.00	0.99	0.00	1.00	0.82	0.67	0.00	0.94	0.78	0.80	0.81	0.97	0.00	0.87	0.00
bench_0.90	0.00	0.99	0.00	1.00	0.80	0.70	0.00	0.96	0.79	0.80	0.75	0.98	0.00	0.90	0.00
bench_0.95	0.00	0.99	0.00	1.00	0.73	0.68	0.00	0.97	0.78	0.82	0.83	0.98	0.00	0.92	0.00
farz_0.10	0.00	0.82	0.38	0.17	0.17	0.57	0.00	0.60	0.56	0.54	0.60	0.47	0.73	0.68	0.00
farz_0.15	0.00	0.80	0.32	0.29	0.27	0.57	0.00	0.60	0.59	0.56	0.52	0.55	0.75	0.70	0.49
farz_0.20	0.00	0.80	0.42	0.17	0.27	0.52	0.00	0.55	0.51	0.57	0.67	0.45	0.78	0.64	0.40
farz_0.25	0.00	0.81	0.36	0.21	0.37	0.43	0.00	0.63	0.50	0.52	0.64	0.48	0.73	0.69	0.29
farz_0.30	0.00	0.83	0.35	0.10	0.27	0.45	0.00	0.45	0.50	0.60	0.76	0.43	0.65	0.60	0.41
farz_0.35	0.00	0.81	0.32	0.24	0.23	0.54	0.00	0.64	0.51	0.51	0.88	0.50	0.73	0.66	0.00
farz_0.40	0.00	0.81	0.36	0.08	0.17	0.49	0.00	0.62	0.48	0.48	0.59	0.46	0.73	0.63	0.28
farz_0.45	0.00	0.82	0.43	0.24	0.38	0.47	0.00	0.61	0.49	0.56	0.62	0.54	0.75	0.71	0.00
farz_0.50	0.00	0.82	0.31	0.23	0.27	0.59	0.00	0.65	0.56	0.52	0.76	0.54	0.78	0.61	0.44
farz_0.55	0.00	0.80	0.34	0.20	0.27	0.52	0.00	0.54	0.57	0.53	0.69	0.47	0.77	0.72	0.38
farz_0.60	0.00	0.81	0.39	0.27	0.27	0.54	0.00	0.56	0.57	0.64	0.67	0.49	0.77	0.63	0.52
farz_0.65	0.00	0.82	0.28	0.25	0.38	0.59	0.00	0.50	0.60	0.62	0.79	0.44	0.77	0.70	0.54
farz_0.70	0.00	0.77	0.38	0.17	0.17	0.55	0.00	0.58	0.56	0.57	0.69	0.45	0.73	0.71	0.00
farz_0.75	0.00	0.79	0.41	0.27	0.27	0.50	0.00	0.49	0.50	0.50	0.56	0.42	0.76	0.65	0.32
farz_0.80	0.00	0.78	0.34	0.16	0.27	0.60	0.00	0.51	0.51	0.46	0.54	0.36	0.70	0.67	0.44
farz_0.85	0.00	0.75	0.36	0.09	0.27	0.39	0.09	0.35	0.48	0.47	0.67	0.32	0.62	0.46	0.22
farz_0.90	0.00	0.76	0.33	0.08	0.08	0.40	0.00	0.32	0.44	0.53	0.59	0.26	0.60	0.49	0.28
farz_0.95	0.00	0.73	0.33	0.13	0.27	0.46	0.00	0.48	0.58	0.65	0.63	0.25	0.72	0.58	0.35
football	0.00	0.98	0.36	0.32	0.36	0.38	0.00	0.31	0.34	0.44	0.36	0.35	0.42	0.41	0.32
karate	0.23	0.78	0.32	0.23	0.23	0.61	0.23	0.81	0.62	0.65	0.72	0.34	0.60	0.71	0.23
lattice88	0.34	1.00	0.60												

Table 15. The average execution time(seconds). Minimum values are highlighted by green background

method graph	GCE	egonet splitter	label propagation	lpsam amp	lpsam cm	angel	copra	danmf	demon	kclique	lais2	leiden	oslom	percomvc	slpa
PP_0.20.0.10	0.14	0.02	0.00	0.00	0.00	0.01	0.81	0.15	0.03	0.00	0.54	0.00	0.39	0.00	0.26
PP_0.20.0.15	0.14	0.03	0.00	0.00	0.00	0.02	0.80	0.17	0.03	0.00	0.57	0.00	0.38	0.00	0.33
PP_0.20.0.20	0.14	0.04	0.00	0.00	0.00	0.02	0.80	0.17	0.04	0.00	0.58	0.00	0.40	0.00	0.39
PP_0.20.0.25	0.14	0.03	0.00	0.00	0.00	0.02	0.78	0.17	0.06	0.00	0.48	0.00	0.42	0.01	0.46
PP_0.40.0.10	0.14	0.03	0.01	0.00	0.00	0.01	0.82	0.16	0.03	0.00	0.37	0.00	0.39	0.00	0.30
PP_0.40.0.15	0.14	0.04	0.00	0.00	0.00	0.02	0.79	0.16	0.04	0.00	0.49	0.00	0.41	0.00	0.35
PP_0.40.0.20	0.14	0.04	0.00	0.00	0.00	0.02	0.79	0.17	0.05	0.00	0.39	0.00	0.40	0.00	0.41
PP_0.40.0.25	0.14	0.02	0.00	0.00	0.00	0.03	0.79	0.18	0.06	0.00	0.46	0.00	0.42	0.01	0.51
PP_0.60.0.10	0.14	0.02	0.01	0.00	0.00	0.02	0.77	0.17	0.04	0.00	0.47	0.00	0.41	0.00	0.36
PP_0.60.0.15	0.14	0.03	0.00	0.00	0.00	0.03	0.80	0.17	0.05	0.00	0.33	0.00	0.47	0.00	0.41
PP_0.60.0.20	0.14	0.03	0.00	0.00	0.00	0.03	0.79	0.18	0.06	0.00	0.24	0.00	0.41	0.01	0.49
PP_0.60.0.25	0.14	0.03	0.00	0.00	0.00	0.03	0.81	0.18	0.07	0.01	0.43	0.00	0.43	0.01	0.55
PP_0.80.0.10	0.14	0.02	0.01	0.00	0.00	0.02	0.78	0.16	0.05	0.00	0.51	0.00	0.47	0.01	0.40
PP_0.80.0.15	0.14	0.03	0.00	0.00	0.00	0.02	0.79	0.17	0.05	0.00	0.45	0.00	0.47	0.00	0.44
PP_0.80.0.20	0.14	0.03	0.00	0.00	0.00	0.03	0.79	0.18	0.06	0.00	0.42	0.00	0.43	0.01	0.51
PP_0.80.0.25	0.14	0.03	0.00	0.00	0.00	0.04	0.80	0.18	0.08	0.01	0.20	0.00	0.49	0.01	0.59
PP_1.00.0.10	0.14	0.03	0.01	0.00	0.00	0.03	0.83	0.18	0.06	0.00	0.50	0.00	0.40	0.01	0.45
PP_1.00.0.15	0.14	0.02	0.00	0.00	0.00	0.03	0.82	0.18	0.07	0.00	0.21	0.00	0.47	0.01	0.51
PP_1.00.0.20	0.14	0.03	0.01	0.00	0.00	0.03	0.82	0.18	0.07	0.00	0.22	0.00	0.45	0.01	0.57
PP_1.00.0.25	0.14	0.03	0.00	0.01	0.00	0.03	0.82	0.18	0.08	0.01	0.10	0.00	0.49	0.02	0.61
SBM_0.2.0.1	0.14	0.12	0.01	0.01	0.01	0.05	1.26	0.25	0.10	0.00	5.19	0.01	0.92	0.01	1.06
SBM_0.2.0.15	0.14	0.13	0.01	0.01	0.01	0.06	1.27	0.26	0.13	0.01	6.42	0.01	0.93	0.01	1.32
SBM_0.2.0.2	0.14	0.11	0.01	0.02	0.02	0.08	1.29	0.28	0.18	0.01	5.59	0.01	1.00	0.02	1.55
SBM_0.2.0.25	0.14	0.11	0.01	0.03	0.02	0.12	1.34	0.28	0.25	0.03	3.77	0.01	1.00	0.04	1.97
SBM_0.4.0.1	0.14	0.11	0.01	0.01	0.01	0.04	1.28	0.25	0.11	0.00	4.65	0.00	1.28	0.00	1.11
SBM_0.4.0.15	0.14	0.12	0.01	0.02	0.01	0.08	1.30	0.26	0.16	0.01	3.82	0.01	0.99	0.01	1.50
SBM_0.4.0.2	0.14	0.13	0.01	0.03	0.02	0.09	1.32	0.27	0.21	0.02	4.48	0.01	1.05	0.03	1.80
SBM_0.4.0.25	0.14	0.09	0.01	0.04	0.03	0.13	1.37	0.27	0.28	0.04	2.54	0.01	1.08	0.04	2.03
SBM_0.6.0.1	0.14	0.10	0.01	0.01	0.01	0.06	1.30	0.25	0.14	0.01	4.66	0.00	1.04	0.01	1.34
SBM_0.6.0.15	0.14	0.09	0.01	0.03	0.02	0.10	1.31	0.26	0.21	0.02	2.94	0.01	1.19	0.04	1.70
SBM_0.6.0.2	0.14	0.11	0.01	0.04	0.02	0.12	1.35	0.27	0.26	0.03	2.04	0.01	1.30	0.05	1.90
SBM_0.6.0.25	0.14	0.11	0.01	0.05	0.03	0.15	1.38	0.27	0.32	0.06	1.53	0.01	1.12	0.06	2.15
SBM_0.8.0.1	0.14	0.07	0.01	0.02	0.01	0.07	1.33	0.22	0.17	0.01	2.87	0.01	0.70	0.05	1.50
SBM_0.8.0.15	0.14	0.08	0.01	0.03	0.02	0.11	1.37	0.19	0.22	0.02	1.14	0.01	1.04	0.05	1.57
SBM_0.8.0.2	0.14	0.10	0.01	0.05	0.03	0.13	1.40	0.18	0.21	0.05	1.83	0.01	0.88	0.06	1.66
SBM_0.8.0.25	0.14	0.12	0.01	0.06	0.04	0.13	1.42	0.18	0.28	0.08	2.15	0.01	1.23	0.09	1.85
SBM_1.0.0.1	0.14	0.07	0.01	0.03	0.02	0.07	1.33	0.16	0.22	0.01	3.11	0.01	0.71	0.04	1.44
SBM_1.0.0.15	0.14	0.07	0.01	0.04	0.03	0.10	1.41	0.17	0.24	0.02	1.99	0.01	0.74	0.05	1.49
SBM_1.0.0.2	0.14	0.07	0.01	0.06	0.04	0.10	1.43	0.17	0.29	0.04	3.50	0.01	0.86	0.05	1.67
SBM_1.0.0.25	0.14	0.06	0.01	0.07	0.04	0.12	1.45	0.18	0.28	0.10	2.02	0.01	0.80	0.11	1.79
adj	0.14	0.17	0.02	0.03	0.02	0.08	1.66	0.35	0.16	0.02	27.26	0.04	1.45	0.02	1.79
bench_0.10	0.15	0.30	0.04	10.87	11.75	0.42	2.92	0.67	0.99	0.10	22.24	0.04	2.93	0.33	5.83
bench_0.15	0.15	0.33	0.03	12.50	12.62	0.39	3.12	0.72	0.91	0.23	36.82	0.04	3.06	0.33	6.12
bench_0.20	0.15	0.40	0.04	8.53	8.99	0.36	3.29	0.74	0.76	0.15	67.89	0.04	2.80	0.26	5.73
bench_0.25	0.15	0.35	0.04	12.03	12.19	0.36	3.37	0.75	0.82	0.12	43.70	0.04	2.99	0.24	5.88
bench_0.30	0.15	0.38	0.05	8.63	8.67	0.36	3.28	0.76	0.71	0.09	98.83	0.04	2.43	0.18	5.65
bench_0.35	0.16	0.39	0.04	11.45	11.37	0.43	3.45	0.80	0.88	0.20	121.06	0.03	3.13	0.24	6.34
bench_0.40	0.18	0.50	0.06	10.84	10.50	0.42	3.49	0.81	0.78	0.11	167.83	0.05	4.09	0.16	6.22
bench_0.45	0.16	0.43	0.04	12.33	12.19	0.46	3.41	0.80	0.76	0.13	121.19	0.03	4.00	0.17	5.91
bench_0.50	0.15	0.50	0.04	8.30	8.09	0.38	3.30	0.81	0.65	0.09	159.25	0.04	5.23	0.12	5.54
bench_0.55	0.15	0.47	0.03	15.27	14.67	0.48	3.40	0.86	0.80	0.11	177.95	0.03	4.53	0.14	6.30
bench_0.60	0.15	0.53	0.04	12.42	12.38	0.46	3.28	0.85	0.72	0.12	161.67	0.03	4.48	0.12	5.91
bench_0.65	0.15	0.67	0.05	11.88	11.58	0.40	3.33	0.84	0.67	0.08	163.90	0.03	4.76	0.09	5.79
bench_0.70	0.15	0.62	0.03	8.92	9.02	0.38	3.32	0.82	0.63	0.06	177.07	0.03	6.64	0.08	5.64
bench_0.75	0.15	0.68	0.03	10.81	10.52	0.32	3.29	0.81	0.62	0.07	133.98	0.03	4.88	0.07	5.59
bench_0.80	0.15	0.62	0.04	9.97	10.03	0.42	3.34	0.87	0.72	0.11	151.21	0.04	5.16	0.10	6.10
bench_0.85	0.15	0.56	0.05	14.81	14.16	0.47	3.31	0.87	0.76	0.14	151.49	0.03	5.54	0.12	6.29
bench_0.90	0.15	0.59	0.05	13.78	13.09	0.43	3.32	0.84	0.74	0.11	169.02	0.03	5.39	0.10	6.16
bench_0.95	0.15	0.60	0.03	10.52	10.74	0.43	3.35	0.86	0.76	0.12	175.36	0.03	5.34	0.11	6.17
farz_0.10	0.15	0.24	0.05	0.08	0.04	0.18	3.11	0.56	0.42	0.07	80.01	0.03	4.77	0.09	3.46
farz_0.15	0.15	0.28	0.04	0.09	0.05	0.20	3.07	0.58	0.47	0.15	79.04	0.03	5.38	0.15	3.59
farz_0.20	0.15	0.26	0.04	0.09	0.05	0.21	3.07	0.58	0.53	0.16	76.56	0.03	5.06	0.17	3.68
farz_0.25	0.15	0.28	0.04	0.09	0.05	0.22	3.03	0.58	0.50	0.09	70.40	0.03	4.46	0.11	3.41
farz_0.30	0.15	0.25	0.04	0.06	0.03	0.16	2.97	0.55	0.38	0.04	80.46	0.03	5.70	0.07	2.92
farz_0.35	0.15	0.26	0.05	0.09	0.05	0.19	3.04	0.58	0.50	0.09	86.14	0.03	5.97	0.12	3.40
farz_0.40	0.15	0.28	0.04	0.08	0.04	0.20	3.08	0.56	0.47	0.05	104.42	0.03	6.29	0.08	3.35
farz_0.45	0.15	0.24	0.06	0.08	0.04	0.21	3.08	0.56	0.48	0.07	88.03	0.03	6.39	0.09	3.38
farz_0.50	0.15	0.33	0.05	0.08	0.04	0.21	3.04	0.57	0.48	0.08	99.53	0.02	5.04	0.08	3.43
farz_0.55	0.14	0.29	0.04	0.08	0.04	0.20	3.07	0.55	0.47	0.06	86.64	0.03	5.08	0.09	3.35
farz_0.60	0.15	0.25	0.05	0.08	0.04	0.21	3.07	0.55	0.48	0.06	88.85	0.02	4.08	0.08	3.37
farz_0.65	0.15	0.32	0.04	0.09	0.04	0.21	3.17	0.55	0.48	0.06	83.92	0.03	6.53	0.11	3.31
farz_0.70	0.15	0.35	0.05	0.09	0.04	0.20	3.14	0.56	0.48	0.06	80.56	0.03	5.62	0.09	3.19
farz_0.75	0.15	0.33	0.05	0.09	0.04	0.20	3.09	0.54	0.50	0.07	80.67	0.03	5.17	0.11	3.23
farz_0.80	0.15	0.28	0.03	0.09	0.04	0.18	3.22	0.55	0.46	0.06	81.31	0.03	4.10	0.11	3.27
farz_0.85	0.15	0.28	0.03	0.08	0.04	0.19	3.00	0.52	0.47	0.07	24.60	0.03	3.94	0.14	3.14
farz_0.90	0.15	0.19	0.03	0.08	0.04	0.20	2.77	0.52	0.48	0.06	20.18	0.03	3.12	0.16	3.25
farz_0.95	0.15	0.27	0.04	0.08	0.04	0.21	2.92	0.53	0.44	0.06	34.03	0.03	3.06	0.14	3.06
football	0.15	0.15	0.03	0.04	0.02	0.11	1.72	0.36	0.27	0.02	2.57	0.03	1.29	0.04	2.50
karate	0.14	0.03	0.02	0.00	0.00	0.02	0.78	0.14	0.0						

Table 16. Maximum values of time execution (seconds). Minimum values are highlighted by green background

method	GCE	sgonnet splitter	label propagation	lpam amp	lpam cm	angel	copra	danmf	demon	kclique	lais2	leiden	oslom	percomvc	slpa
graph															
PP_0.20_0.10	0.15	0.03	0.00	0.09	0.03	0.01	0.95	0.16	0.03	0.00	0.54	0.00	0.43	0.00	0.30
PP_0.20_0.15	0.15	0.03	0.00	0.14	0.05	0.02	0.85	0.18	0.04	0.00	0.57	0.00	0.40	0.00	0.37
PP_0.20_0.20	0.14	0.05	0.00	0.18	0.07	0.02	0.86	0.19	0.06	0.00	0.58	0.00	0.42	0.00	0.41
PP_0.20_0.25	0.15	0.03	0.00	0.24	0.10	0.02	0.82	0.19	0.06	0.00	0.48	0.00	0.44	0.01	0.50
PP_0.40_0.10	0.14	0.05	0.01	0.11	0.04	0.02	0.95	0.17	0.04	0.00	0.37	0.00	0.50	0.00	0.36
PP_0.40_0.15	0.15	0.05	0.00	0.16	0.10	0.02	0.87	0.18	0.05	0.00	0.49	0.00	0.50	0.00	0.38
PP_0.40_0.20	0.14	0.06	0.00	0.20	0.10	0.02	0.85	0.20	0.07	0.00	0.39	0.00	0.44	0.00	0.43
PP_0.40_0.25	0.14	0.02	0.00	0.29	0.11	0.04	0.86	0.20	0.08	0.01	0.46	0.00	0.45	0.01	0.56
PP_0.60_0.10	0.14	0.03	0.01	0.15	0.05	0.02	0.81	0.18	0.05	0.00	0.47	0.00	0.45	0.00	0.42
PP_0.60_0.15	0.15	0.04	0.00	0.19	0.07	0.03	0.86	0.19	0.06	0.00	0.33	0.00	0.52	0.00	0.44
PP_0.60_0.20	0.15	0.04	0.00	0.27	0.11	0.04	0.84	0.19	0.08	0.00	0.24	0.00	0.43	0.01	0.52
PP_0.60_0.25	0.15	0.03	0.00	0.36	0.13	0.03	0.87	0.21	0.08	0.01	0.43	0.00	0.54	0.01	0.59
PP_0.80_0.10	0.14	0.03	0.01	0.18	0.09	0.03	0.84	0.19	0.06	0.00	0.51	0.00	0.57	0.01	0.43
PP_0.80_0.15	0.14	0.03	0.00	0.22	0.09	0.03	0.87	0.18	0.08	0.00	0.45	0.00	0.60	0.00	0.47
PP_0.80_0.20	0.15	0.04	0.00	0.33	0.12	0.03	0.84	0.19	0.07	0.01	0.42	0.00	0.53	0.01	0.53
PP_0.80_0.25	0.15	0.04	0.00	0.41	0.14	0.05	0.87	0.19	0.09	0.01	0.20	0.00	0.57	0.01	0.62
PP_1.00_0.10	0.15	0.03	0.01	0.24	0.09	0.04	0.89	0.19	0.09	0.00	0.50	0.00	0.47	0.01	0.47
PP_1.00_0.15	0.14	0.03	0.00	0.30	0.12	0.03	0.90	0.25	0.09	0.00	0.21	0.00	0.54	0.01	0.56
PP_1.00_0.20	0.15	0.04	0.01	0.36	0.13	0.04	0.87	0.22	0.08	0.01	0.22	0.00	0.52	0.01	0.60
PP_1.00_0.25	0.14	0.03	0.00	0.45	0.15	0.05	0.89	0.20	0.09	0.01	0.10	0.00	0.54	0.02	0.63
SBM_0.2_0.1	0.15	0.12	0.01	1.26	0.31	0.05	1.38	0.26	0.12	0.00	5.19	0.01	1.03	0.01	1.11
SBM_0.2_0.15	0.15	0.15	0.01	2.15	0.48	0.07	1.41	0.27	0.14	0.01	6.42	0.01	1.02	0.01	1.35
SBM_0.2_0.2	0.15	0.13	0.01	3.27	0.68	0.09	1.36	0.29	0.20	0.02	5.59	0.01	1.09	0.02	1.57
SBM_0.2_0.25	0.15	0.13	0.01	5.46	1.05	0.14	1.41	0.29	0.26	0.05	3.77	0.01	1.17	0.04	2.04
SBM_0.4_0.1	0.15	0.13	0.01	1.46	0.35	0.05	1.39	0.27	0.12	0.01	4.65	0.00	1.70	0.00	1.15
SBM_0.4_0.15	0.15	0.16	0.01	2.88	0.62	0.10	1.42	0.27	0.17	0.01	3.82	0.00	1.14	0.01	1.56
SBM_0.4_0.2	0.15	0.16	0.01	4.62	0.96	0.10	1.40	0.29	0.23	0.03	4.48	0.01	1.14	0.03	1.85
SBM_0.4_0.25	0.15	0.11	0.01	6.63	1.22	0.14	1.45	0.31	0.30	0.06	2.54	0.01	1.16	0.04	2.23
SBM_0.6_0.1	0.15	0.12	0.01	2.18	0.48	0.08	1.43	0.27	0.15	0.01	4.66	0.00	1.30	0.01	1.41
SBM_0.6_0.15	0.15	0.12	0.01	4.12	0.82	0.12	1.40	0.29	0.22	0.04	2.94	0.01	1.52	0.04	1.75
SBM_0.6_0.2	0.15	0.14	0.01	5.92	1.11	0.13	1.47	0.30	0.29	0.06	2.04	0.01	1.59	0.05	2.09
SBM_0.6_0.25	0.15	0.12	0.01	8.96	1.52	0.16	1.46	0.32	0.36	0.09	1.53	0.01	1.21	0.06	2.44
SBM_0.8_0.1	0.15	0.07	0.01	3.11	0.74	0.07	1.45	0.29	0.19	0.01	2.87	0.01	0.82	0.05	1.61
SBM_0.8_0.15	0.15	0.10	0.01	5.47	1.05	0.12	1.46	0.28	0.28	0.03	1.14	0.01	1.35	0.05	1.98
SBM_0.8_0.2	0.16	0.13	0.01	7.84	1.37	0.14	1.47	0.30	0.31	0.07	1.83	0.01	1.07	0.06	2.26
SBM_0.8_0.25	0.15	0.15	0.01	10.47	1.74	0.16	1.51	0.31	0.38	0.13	2.15	0.01	1.50	0.09	2.53
SBM_1.0_0.1	0.14	0.08	0.01	4.64	0.88	0.09	1.58	0.27	0.27	0.01	3.11	0.01	0.85	0.04	1.81
SBM_1.0_0.15	0.15	0.09	0.01	6.83	1.25	0.12	1.54	0.28	0.33	0.02	1.99	0.01	0.92	0.05	2.19
SBM_1.0_0.2	0.15	0.11	0.01	9.66	1.67	0.14	1.51	0.28	0.38	0.05	3.50	0.01	1.00	0.05	2.53
SBM_1.0_0.25	0.15	0.11	0.01	13.28	2.25	0.18	1.53	0.30	0.45	0.14	2.02	0.01	0.96	0.11	2.80
adj	0.15	0.18	0.02	3.40	0.73	0.12	1.81	0.37	0.19	0.03	27.26	0.04	1.60	0.02	1.93
bench_0.10	0.16	0.31	0.04	1183.62	1176.01	0.45	4.49	0.71	1.13	0.12	22.24	0.04	3.16	0.33	6.29
bench_0.15	0.16	0.36	0.03	1298.79	1285.24	0.40	4.73	0.78	1.07	0.29	36.82	0.04	3.33	0.33	6.51
bench_0.20	0.16	0.50	0.04	880.43	902.59	0.43	4.35	0.78	0.94	0.21	67.89	0.04	3.25	0.26	6.14
bench_0.25	0.16	0.38	0.04	1220.93	1233.28	0.37	4.33	0.80	0.96	0.16	43.70	0.04	3.27	0.24	6.44
bench_0.30	0.17	0.42	0.05	891.47	865.32	0.39	4.16	0.80	0.89	0.13	98.83	0.04	2.70	0.18	6.11
bench_0.35	0.24	0.42	0.04	1186.96	1165.58	0.48	3.93	0.83	1.05	0.27	121.06	0.03	3.63	0.24	6.78
bench_0.40	0.28	0.63	0.06	1131.33	1062.32	0.44	4.05	0.86	0.92	0.16	167.83	0.05	4.85	0.16	6.63
bench_0.45	0.24	0.52	0.04	1274.79	1227.24	0.52	3.94	0.88	0.94	0.19	121.19	0.03	4.76	0.17	6.36
bench_0.50	0.15	0.55	0.04	869.38	820.06	0.42	3.78	0.88	0.83	0.14	159.25	0.04	7.46	0.12	5.93
bench_0.55	0.16	0.53	0.03	1575.86	1493.61	0.52	3.82	0.90	0.99	0.16	177.95	0.03	5.60	0.14	6.74
bench_0.60	0.16	0.62	0.04	1275.76	1260.76	0.56	3.71	1.25	0.87	0.18	161.67	0.03	5.88	0.12	6.27
bench_0.65	0.15	0.78	0.05	1217.79	1175.37	0.45	3.69	0.87	0.90	0.14	163.90	0.03	5.27	0.09	6.21
bench_0.70	0.16	0.78	0.03	923.44	905.88	0.46	3.77	0.85	0.82	0.10	177.07	0.03	8.39	0.08	5.95
bench_0.75	0.15	0.96	0.03	1121.35	1064.76	0.37	3.75	0.84	0.81	0.11	133.98	0.03	5.34	0.07	5.89
bench_0.80	0.16	0.70	0.04	1025.64	1014.58	0.49	3.76	0.91	0.93	0.17	151.21	0.04	5.64	0.10	6.52
bench_0.85	0.16	0.63	0.05	1512.59	1419.71	0.56	3.68	0.90	0.92	0.22	151.49	0.03	6.38	0.12	6.68
bench_0.90	0.16	0.66	0.05	1409.68	1308.68	0.50	3.77	0.88	0.90	0.18	169.02	0.03	6.35	0.10	6.51
bench_0.95	0.16	0.72	0.03	1090.45	1075.98	0.52	3.75	0.91	0.94	0.20	175.36	0.03	5.84	0.11	6.58
farz_0.10	0.15	0.29	0.05	17.81	2.58	0.22	3.39	0.60	0.50	0.09	80.01	0.03	5.92	0.09	3.79
farz_0.15	0.15	0.29	0.04	19.89	2.89	0.23	3.45	0.60	0.57	0.20	79.04	0.03	6.41	0.15	3.95
farz_0.20	0.15	0.31	0.04	21.02	3.11	0.23	3.39	0.61	0.64	0.20	76.56	0.03	6.33	0.17	4.08
farz_0.25	0.15	0.32	0.04	20.51	2.99	0.24	3.37	0.66	0.61	0.13	70.40	0.03	6.77	0.11	3.58
farz_0.30	0.15	0.27	0.04	13.46	2.08	0.18	3.49	0.60	0.52	0.06	80.46	0.03	6.80	0.07	3.03
farz_0.35	0.15	0.28	0.05	20.09	2.98	0.20	3.39	0.61	0.58	0.13	86.14	0.03	7.69	0.12	3.62
farz_0.40	0.15	0.37	0.04	17.89	2.60	0.24	3.44	0.60	0.50	0.07	104.42	0.03	7.33	0.08	3.65
farz_0.45	0.15	0.29	0.06	18.41	2.84	0.23	3.41	0.58	0.52	0.09	88.03	0.03	7.78	0.09	3.65
farz_0.50	0.15	0.51	0.05	18.73	2.81	0.25	3.39	0.60	0.52	0.11	99.53	0.02	6.53	0.08	3.69
farz_0.55	0.15	0.52	0.04	17.86	2.63	0.23	3.47	0.58	0.51	0.07	86.64	0.03	6.85	0.09	3.52
farz_0.60	0.18	0.28	0.05	19.35	2.90	0.23	3.42	0.58	0.53	0.08	88.85	0.02	5.65	0.08	3.71
farz_0.65	0.15	0.53	0.04	19.60	2.95	0.21	3.63	0.58	0.53	0.07	83.92	0.03	7.87	0.11	3.60
farz_0.70	0.15	0.69	0.05	19.49	2.90	0.21	3.52	0.60	0.54	0.09	80.56	0.03	6.82	0.09	3.53
farz_0.75	0.15	0.65	0.05	20.09	2.88	0.23	3.43	0.59	0.55	0.09	80.67	0.03	6.32	0.11	3.55
farz_0.80	0.15	0.49	0.03	19.64	2.93	0.21	3.68	0.57	0.54	0.09	81.31	0.03	5.07	0.11	3.58
farz_0.85	0.15	0.58	0.03	17.76	2.58	0.20	4.00	0.55	0.51	0.08	24.60	0.03	4.96	0.14	3.49
farz_0.90	0.18	0.24	0.03	18.70	2.76	0.22	4.05	0.55	0.56	0.07	20.18	0.03	4.04	0.16	3.64
farz_0.95	0.19	0.53	0.04	19.55	2.87	0.26	4.08	0.56	0.53	0.07	34.03	0.03	3.86	0.14	3.67
football	0.16	0.17	0.03	8.03	1.66	0.16	2.74	0.39</							