
NEW ERA OF DEEPLARNING-BASED MALWARE INTRUSION DETECTION: THE MALWARE DETECTION AND PREDICTION BASED ON DEEP LEARNING

Shuqiang Lu¹, Lingyun Ying^{2,3}, Wenjie Lin⁴, Yu Wang¹, Meining Nie², Kaiwen Shen¹, Lu Liu², Haixin Duan¹

¹ Tsinghua University,

² QiAnXin Technology Research Institute and Legendsec Information Technology (Beijing) Inc.,

³ University of Chinese Academy of Sciences

July 22, 2019

ABSTRACT

With the development of artificial intelligence algorithms like deep learning models and the successful applications in many different fields, further similar trails of deep learning technology have been made in cyber security area. It shows the preferable performance not only in academic security research but also in industry practices when dealing with part of cyber security issues by deep learning methods compared to those conventional rules. Especially for the malware detection and classification tasks, it saves generous time cost and promotes the accuracy for a total pipeline of malware detection system. In this paper, we construct special deep neural network, ie, MalDeepNet (TB-Malnet and IB-Malnet) for malware dynamic behavior classification tasks. Then we build the family clustering algorithm based on deep learning and fulfil related testing. Except that, we also design a novel malware prediction model which could detect the malware coming in future through the Mal Generative Adversarial Network (Mal-GAN) implementation. All those algorithms present fairly considerable value in related datasets afterwards.

Keywords DeepLearning · Malware Dynamic Behavior Classification · MalDeepNet Mal-GAN · Malware Prediction

1 Introduction

Malware detection is a method for judging the security of computer software, it is a key part of software safety research. Many malware analysis technologies, such as malware code structure analysis, function analysis and malware defense technology, which are all based on the detection and the classification. Therefore the advancement and completeness of the detection method will determine the effectiveness of the malware analysis product and control scheme. Feature-based malware protection schemes such as anti-virus software are still the most universal network security products in the current application. How to quickly identify and accurately detect the same family's malware mutation and improve the versatility of features in the case of malware variations, packing and evasion, etc. are also important issues to enhance and guarantee the validity of anti-malware protection.

In addition, new malicious code is continuously created and produced, and variants of the original malware are also emerge in an endless stream. According "China Internet Security Report for the First Half of 2018": In the first half year of 2018, 140 million new malicious programs were intercepted by the 360 Internet Security Center totally, and 795,000 new malicious programs were intercepted per day. Among them, the number of malicious programs on the PC platform was 149,098,000 thereinto 779,000 new malicious programs were intercepted per day. The center captured 2.831 million malicious programs about Android platform, and 16,000 new malicious programs were intercepted per day. From the statistical data, we can see the new emerging malware identification and prediction has also become a problem that must be addressed except for the detection of existing malware samples.

```

▼<action api_name="NtQueryAttributesFile" call_name="OUTLOOK.EXE" call_pid="844" call_time="01:14:52.743" ret_value="c0000034">
  ▼<apiArg_list count="2">
    <apiArg value="13f628"/>
    <apiArg value="13f600"/>
  </apiArg_list>
  ▼<exInfo_list count="1">
    <exInfo value="C:\Program Files\Microsoft Office\Office12\ShimEng.dll"/>
  </exInfo_list>
</action>
▼<action api_name="LoadLibraryExW" call_name="OUTLOOK.EXE" call_pid="844" call_time="01:14:52.746" ret_value="0">
  ▼<apiArg_list count="3">
    <apiArg value="0"/>
    <apiArg value="0"/>
    <apiArg value="0"/>
  </apiArg_list>
  ▼<exInfo_list count="1">
    <exInfo value="C:\WINDOWS\system32\shimeng.dll"/>
  </exInfo_list>
</action>
▼<action api_name="NtCreateFile" call_name="OUTLOOK.EXE" call_pid="844" call_time="01:14:52.750" ret_value="c0000034">
  ▼<apiArg_list count="11">
    <apiArg value="13f67c"/>
    <apiArg value="80100080"/>
    <apiArg value="13f648"/>
    <apiArg value="13f66c"/>
    <apiArg value="0"/>
    <apiArg value="80"/>
    <apiArg value="1"/>
    <apiArg value="1"/>
    <apiArg value="60"/>
    <apiArg value="0"/>
    <apiArg value="0"/>
  </apiArg_list>
  ▼<exInfo_list count="1">
    <exInfo value="\SystemRoot\AppPatch\sysstest.sdb"/>
  </exInfo_list>
</action>

```

Figure 1: DataCon Sample Structure

1.1 Malware recognition and detection

With the rapid expansion of the number of malware samples, the promptly analysis of the behavior of malware, the extraction of the features of malware, accurate identification and detection of malware samples become an important basic means of network security. The malware analysis method composed mainly by two categories: static analysis method and dynamic analysis method. For the static method, it allows the analyst to have a relatively global view of the target, and can obtain the overall behavior of the sample by means of cross-analysis, correlation analysis and other professional technics. Relatively the dynamic analysis method are mainly to focus on tracking the execution process of the malware sample, and to pay attention to the malicious behavior actually arising during the execution process. In the actual malware analysis process situation, the analyst always combine these two methods and dataflow while initiating comprehensive analysis. However, as more and more malware adopt self-protection technologies such as analysis countermeasure and environment detection, the virtualization-based analysis method is separated from dynamic analysis and develop to a mainstream complex malware code analysis technology, which is widely used in advanced malware detection tasks.

Static analysis is a method of analyzing the program file itself without actually running the malware object. Matthew G. Schultz and others put forward the method of malware detection based on data mining for the first time [1], Mihai Christodorescu put forward the finite state machine description method for malware sample on the basis of static analysis method [2], and large number of state transition diagrams related to malware code matching are extracted to enhance the ability of static analysis.

Nowadays, the malware code polymorphic technology, mutation technology, code dynamic generation technology, self-modification technology and other anti-analysis technologies are widely used .So it is difficult to discriminate the execution flow and key data of malicious code not even the reverse analysis only by static analysis method, then more dynamic technics are integrated in the static methods. The dynamic analysis method is a manner to monitor the running process of the program by specific tools and extract the flowing data to detect the malicious sample. Like J. Xu Et Al. [3] proposed that the API call sequence should be mapped to the specific behavior of the malware target, and the sequence of the target should be extracted dynamically and compared with known malicious code by Similarity Algorithm to achieve abnormal behavior detection. Y. Ye Et al also proposed a similar malicious code detection method IMDS [4]. Meanwhile, to improve the performance of dynamic analysis methods, the researchers proposed and implemented a series of dynamic analysis methods based on virtualization technology, such as Renovo [5], Omnipack [6], PolyUnpack [7], etc. By analyzing the memory modification instructions, the actual address of the jump instructions, the hidden code is identified, and the binary file of the target program is reconstructed to deal with the aforementioned issues about dynamically generated code, distorted code, polymorphic code, and self-modifying code.

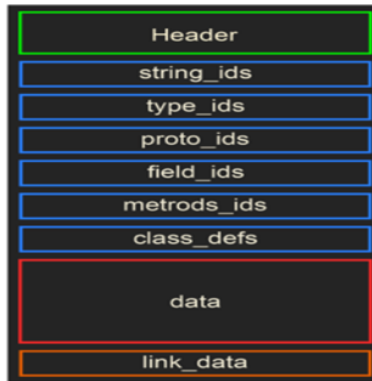


Figure 2: GeekPwn Sample Structure

Dinaburg et. proposed Ether [8] based on the Xen virtualization technology, which detects malicious code by capturing system calls and context switching, and can detect samples that elude Renovo and PolyUnpack, similar to e. KIRDA [9], A. Vasudevan, M. Nie [10] and others have put forward the malware detection method based on dynamic behavior analysis. More, in order to further improve the transparency of malicious code analysis and detection process, AM Nguyen and others proposed a malicious software analysis method based on AMD SVM called Mavmm [11], which uses virtual architecture to record the system calls of Linux malicious samples which has the ability to withstand all kinds of virtualization detection. Chad Spensky and his colleagues propose a physical-machine manipulation-based approach to malicious code analysis, ie, LO-PHI [12], which is applied to exposing 'zero' software-based artifacts at the software level Therefore, it has more advantages in detecting samples with anti-analysis techniques.

Along with the expansion of artificial intelligence learning algorithms, the related techniques and strategy have been applied in malware sample detection and recognition. For example, INVINCEA has proposed a way of detecting malicious software based on deep neural network model with 0.1% false positive rate (FPR) and 95% detection rate can be trained on commercial hardware, as well it can classify the malware samples that cannot be recognized by conventional detection rules. A method named Featuresmith [13] was proposed to automatically extract malware features from documents written in natural language and train classifier to detect malware based on these features, by which could be reduce the manpower cost significantly. Enrico Mariconti and his colleagues proposed behavior-related API call sequence based method MAMADROID [14], which could detect malware samples with fine performance and keep a long term detection accuracy until 2 years later. Besides, facing threats caused by the prevalence of ransomware in recent years, Amin Kharaz and others proposed a method to detect ransomware, namely UNVEIL [15], which automatically constructing a faker user environment and monitoring the user's desktop operation like abnormal file modification.

1.2 Malware family classification

Traditional anti-virus software relies on pattern matching method to detect malware with file and code features. It is difficult to detect polymorphic and deformed samples in this way. M.Christodorescu et al [16] proposed a feature detection method for malicious software based on instruction semantics analysis, which can resist common instruction obfuscation strategies. Similarly, Kolbitsch Clemens et al [17] proposed to model the behavior of malicious samples by analyzing them in a controlled environment, to characterize the flow of information between system calls in which malicious samples are used to perform critical actions, and to extract relevant program blocks. The detection model is matched with the unknown program by executing related program blocks to detect the malware with similar behavior semantics. For homogeneous malicious code often share the same function, the code structure and functional behavior between different variants are keeping unchanging. Flake et al [18] proposed a structural similarity-based method to distinguish homogeneous programs by comparing the similarity of Control Flow Graph (CFG) of functions in the calling graph for different programs. Sung and others proposed a behavior-based malicious code detection method SAVE [19], which uses a 32-bit variable to represent system calls to match the monitored malicious code behavior sequence with probability estimation. Christodorescu et AL [20] put forward the method of using code equivalent transformation to normalize the malicious code, thereby to improve the recognition rate of the anti-virus engine in the malware detection and variant family classification tasks.

Zhang et al. [21] proposed MetaAware, a method to detect the execution flow of suspicious programs by matching malicious code with various system and library calls. Lee, T. Wait [22] and Bailey, M. propose using system messages to describe the behavior of various codes, which the behavior contours of programs are transformed into a sequence

Table 1: Key feature of rules in ClamAV

No.	Rule
1	Body based signatures
2	Extended signatures format
3	Logical signatures
4	Bytecode signatures
5	Signatures based on container metadata
6	File hash signatures
7	Whitelists
8	YARA rules

of system messages. According to the specific pattern matching algorithm, the differences between the two system message sequences are calculated, and the malicious code is classified into different families. M. Sun Et al. [23] proposed a new method, Monet, which combines runtime behavior and static structure to detect known variants of malware family. This method can deal with 10 different code obfuscation and transformation techniques with high accuracy.

Beyond those method aforementioned, more and more researchers are inclined to machine learning and deep learning method when implementing malware family classification tasks. Kolter, J. "Z. ". [24] proposed the 4-gram representation of code behavior through static analysis and machine learning methods to identify the family class.

Konrad Rieck et al. [25] proposed to detect and classify the malware by neural network algorithms which trained by malicious code behavior analysis features including malicious code system call sequences. Igor Santos et al. [26] proposed detecting variants of known malware families based on frequency of appearance of opcode sequences. The research work of G. Canfora et al. [27] also shows that frequencies of n-grams of opcodes can be applied to detect and differentiate malware families. It is difficult to cluster the same malware family because different anti-virus software have diverse labels for one family. Marcos Sebastain et al. [28] proposed AV Class which employ the semantic analysis of virus name tags generated by different engines to identify the same family. Karel Bartos et al. [29] proposed that unknown malicious code variants could be detected by extracting statistical features from network flow without conventional code fingerprints features. Yu Feng et al. [30] proposed ASTROID, which can automatically extract fixed features from known malware family samples to detect new homogeneous malicious samples. This method transforms the homogeneous malicious code detection into maximum satisfiability problem solving by searching the maximum suspicious common subgraph (MSCS) from a small number of known malware family samples. The results show that the proposed method is superior to the manual method in detection accuracy and precision rate, also can overcome behavioral obfuscation and other countermeasures.

1.3 Malware Sample Prediction

The computer users have to invest large cost to maintain the system security for malware attack is a constant reality, also the information security personnel devote much more to the anti-malware and defensive work to deal with the detection and control of malware spread and infection. Although the universal rules-based (manual feature extraction) method of malware recognition has a wide range of industrial applications, it prone to show insufficient in response to the emergence of malware. Which the analysis costs are at a high level, even cause greatly increase of false positives rates especially for zero-day malware. Particularly, some heuristic dynamic monitoring tools deployed on computer system always shows false alarm situation and the system load cannot afford the changing requirements, in which the monitoring rules are defined by system or user self. Meanwhile, it is difficult to build a general machine learning model to predict unknown malicious behavior due to the constant change of malicious code even for there are solid foundation of artificial intelligence technology ,it means most malware classifiers degrades rapidly over time.

Roberto Jordaney and others [31] put forward the Transcend method, which can avoid the degradation of classification model and ensure the prediction quality of classifier by identifying the concept drift of malicious samples. Sebastian Banescu et al. [32] proposed a machine learning approach to predict the ability countering code mutation and variation or reverse engineering, which can also be used to evaluate the strength of the malicious code obfuscation variants that produced soon afterwards. It can predict or counter the emerging malicious samples, and identify the new samples and the variant families by deep learning models. And it also could build the automatic malware detection and prediction system based on deep learning, it will provide a new direction for the anti-malware research and application.

Table 2: The Result of ClamAV in DataCon Task9

ClamAV	DataCon				GeekPwn			
	Acc	Recall	Precision	F1_score	Acc	Recall	Precision	F1_score
Rule-Based	0.93	83%	96%	0.89	NA	NA	NA	NA

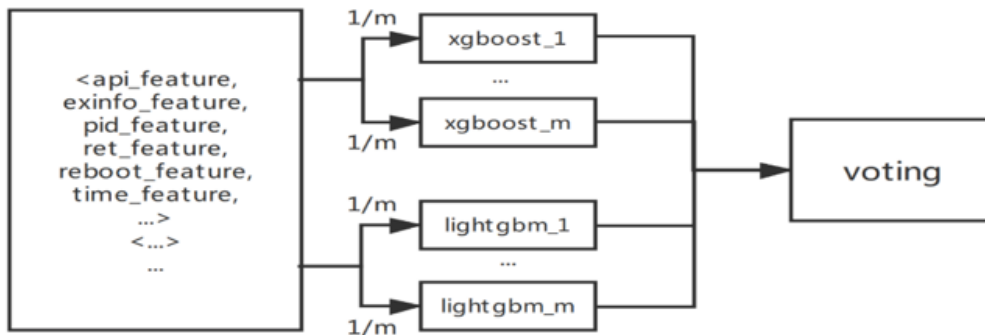


Figure 3: The Dual XG-LB Model Framework

1.4 Malware Analysis

The program exists as a file, and the runtime loads it into memory as a process and executes its instructions. Early detection of malicious code mainly based on static analysis method, that is, it focus on the analysis of program file itself, rather than the actual running of the malware sample.

Matthew G. Schultz and others firstly propose a method for malicious code detection based on data mining algorithm [33]. Tony Abou-Assaleh and others have done a lot of research in malicious code static analysis by means of pattern matching. Bergeron et al. have also made significant contributions to behavior-based malware analysis [34]. The nature of a sample depends on whether it performs a malicious act, so the effectiveness of static analysis methods is usually based on the assumption that the static file data can accurately reflect the dynamic command behavior.

However, in the actual static analysis process, the machine code in the program file is often extracted by means of disassembly method, therefore the corresponding relationship between the machine code and the dynamic instruction execution is established for next analysis. For the sake of counter static analysis, malicious codes also constantly keep evolving and developing. At present, malicious code is widely strengthened by kinds of strategies, such as code polymorphism technology [35], code deformation techniques [36], code dynamic generation techniques [37], code self-modification techniques [38], etc. This makes it much harder for the static analysis simply to determine the execution process and the key data of the malicious code, not even to establish the corresponding structure flow of the malicious behavior for file static data processing, which leads to the detection error.

Andreas Moser uses cryptography to convert malicious code into equivalent code [39], and misleads the disassembly engine to get the wrong result by replacing a constant operation. At the same time, the 3SAT model is used to describe the problem of analyzing this kind of code, also the complexity of the 3SAT problem is analyzed and prove be a NP problem.

Accompanied by the upgrade of malware technology, the countermeasure to static analysis is vary over time. The malware deformation technologies, such as packing and encryption, are absorbed to the malware production. We finished a rough statistics analysis, using the malicious code data set for the DataCon¹, the result shows UPX, PECompact and other common packing measures reach to 15% among the datasets. So it's crucial and necessary for malware analysis by considering more about malware dynamic analysis method.

2 The Malware Detection

We trained and tested both the deep learning models (MalNet) and machine learning models which designed for malware classification with QiAnXin DataCon datasets, and we also achieved the testing in GeekPwn datasets with the Malnet.

¹DataSet-Stage1: <https://github.com/kericwy1337/Datacon2019-Malicious-Code-DataSet-Stage1>,
 DataSet-Stage2: <https://github.com/kericwy1337/Datacon2019-Malicious-Code-DataSet-Stage2>

Table 3: Key Feature Selection

Feature Types	Feature Description	Features	Feature Details
API features	Dynamic behaviors of the sample are mainly implemented by calling the system API, the API feature is the most important point of our consideration. We extract statistical features to describe the overall characteristics of the API. In addition, we also need to extract api-based sequence features, here using the BOW and TFIDF methods.	api_name	The name of the api.
		api_category	The category of the api.
		api_count	The number of api call in the xml file.
		api_ratio	The ratio of different api call.
		api BOW n-gram	BOW n-gram feature of the api name.
		api TF-IDF n-gram	TF-IDF n-gram feature of the api name.
PID features	The PID features represent the type of sample execution process and other information.	pid_value	The value of pid.
		pid_count	The number of pid in the xml file.
		pid_ratio	The ratio of different pid.
		pid_category	The category of pid.
RET features	The RET features show the execution result of the system call.	ret_value	The ret value of api call.
		ret_count	The number of ret value in the xml file.
		ret_category	The category of ret value.
		call_name	Callers' name.
		call_count	The number of callers in the xml file.
		call_ratio	The ratio of different callers.
EXINFO Features	EXINFO is commonly used to describe extended information about API calls, often including loaded dynamic link libraries, paths to write file, and so on.	exinfo_name	The name of exinfo.
		exinfo_count	The number of exinfo in the xml file.
		exinfo_category	The category of exinfo.
Reboot Features	According to our observation of the training data, there is usually a reboot operation in the malicious sample, so we extract the feature separately for this operation.	has_reboot	If the sample has a reboot operation.
Time Information	According to the timestamp of the sandbox, we can get the time information of each API call and calculate its proportion, and build features of the time ratio.	api_time_ratio	Time ratio of different api call.

Table 4: The Dual XG-LB results in DataCon and GeekPwn Task

Machine Learning Model	DataCon				GeekPwn			
	Acc	Recall	Precision	F1_score	Acc	Recall	Precision	F1_score
Dual-XG-LB Model	0.98	96%	0.99	0.98	0.99	0.99	0.99	0.99

DataCon Datasets Details: For the malware classification task, the benign and malware PE samples should be classified with the algorithm through the xml file, which produced from a sandbox (TQSandbox) executing process. The total sample number is 45,000 with 30,000 training samples and 15,000 testing samples.

GeekPwn Dataset² Introduction: GeekPwn dataset is derived from the APP on Android system, including with 270,000 samples training set and 90,000 samples testing datasets. In the task, the malicious samples should be classified from good ones through classification algorithm.

²GeekPwn: <https://github.com/kericwy1337/Geekpwn-Malicious-Code-Dataset-Trace1>

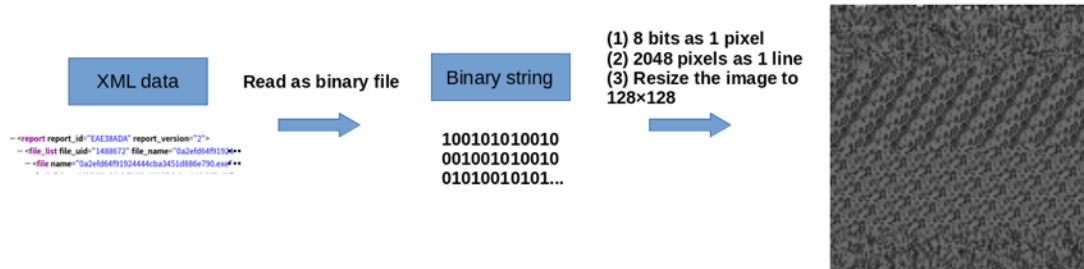


Figure 4: The flow of Malware Sample Transformation

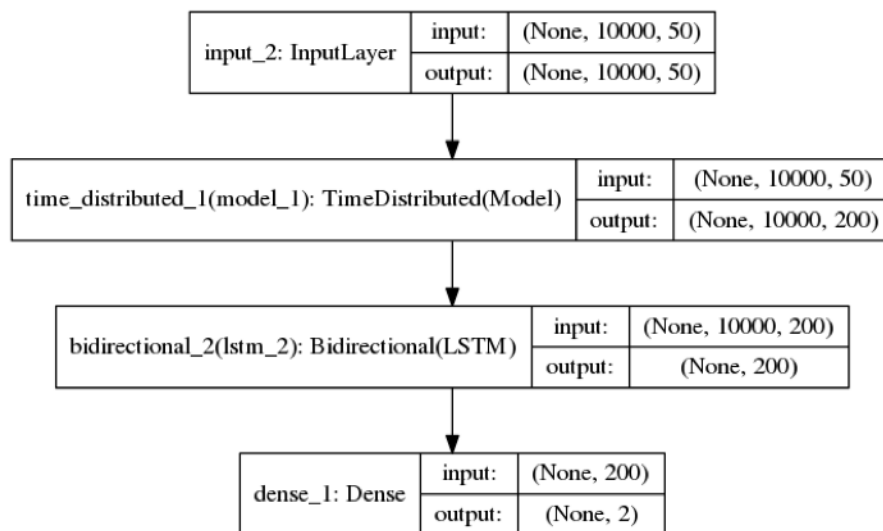


Figure 5: HAN (Hierarchy Attention Network) Structure

Then we implemented the conventional rule-based, machine learning algorithm-based and deep learning algorithm-based malware recognition models respectively in the two types of data sets and the results as following chapters.

2.1 Rule-based method

The dynamic malware sample is the behavior data of the original malicious PE sample file processed by the sandbox (TQSandbox), which contains the corresponding partial features that can be recognized by humans. So the malware could be detected through special sample feature rules, therefor most current malware detection systems are based on this property. We here take the mature rule-based malicious code detection system ClamAV, which mainly based on the key rules in the table 1.

Because the detection rules of different types of malicious samples are very different, so the GeekPwn's Android malicious samples cannot be detected in the ClamAV detection system. The test result of ClamAV in DataCon Dataset as shown in table 2.

Table 5: Testing Performance of Text-based Malnet 1 and Malnet2

Text-Based Malnet	DataCon				GeekPwn			
	Acc	Recall	Precision	F1_score	Acc	Recall	Precision	F1_score
Malnet 1	0.7777	0.6922	0.6585	0.6749	0.8496	0.8881	0.8503	0.8688
Malnet 2	0.751	0.647	0.6215	0.6340	0.8360	0.8850	0.8309	0.8571

2.2 Machine Learning method

In addition to Rule-based detection way, we also perform experiments on this task the machine learning based classification algorithm. Because of the dynamic malware behavior data composed of the execution sequence of the software and multiple syscalls, and the ratio of training data is not even balanced, then the Boosting classifier [40] and Lightgbm classifier [41] should be a suitable solution for this issue. Xgboost and lightgbm are currently used in many issues in the Cyber Security field, such as Chen Z et al. [42] in the detection of DDoS attacks. Dhaliwal S et al. [43] achieved efficient intrusion detection system using the xgboost model, and MINASTIREANU EA Et al. [44] implemented click fraud detection by the lightgbm algorithm.

Since gradient boosting corrects the residuals of all weak learners by adding new weak learners to ensure the validity of the results, we use such a multi-learner-added machine learning model to handle malicious code recognition tasks. We choose to form a dual model structure through combining xgboost and LightGBM classification methods as shown in Figure 3, to implement, for the purpose to ensure the performance. We extracted the main features as table 3 through the dynamic operation of the sandbox used for the dual XG-LB models.

We choose different feature combinations separately for the DataCon samples, and respectively do validation on the testing datasets. Finally, the best combination of features are API feature, RET feature, EXINFO feature, and reboot feature. These other features show no obvious improvement for classification rates, while it will change the length of eigenvector tremendously, so other features are discarded in the model training phase. Meanwhile, the Dual XG-LB model also used in the GeekPwn task and the corresponding two task testing results are shown in Table 4.

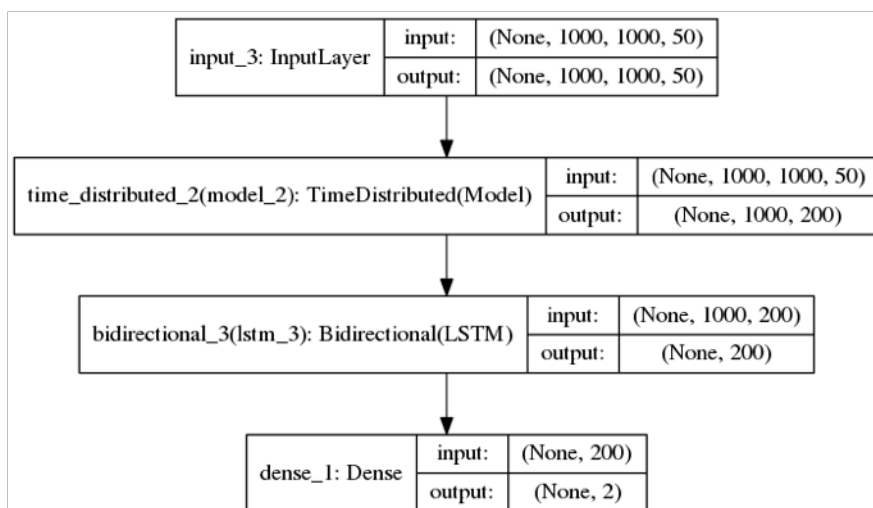


Figure 6: Text-Based Malnet 1

2.3 Deep Learning Method

The deep learning model has achieved great results and achievements in the classification, recognition and prediction of data types like visual [45], image [46], text [47], audio [48] etc. format data tasks, and even gradually perform superior to some professionals surpassed the field experts. We also try to solve the malicious code recognition tasks by deep learning tools. Through the analysis of malicious samples, we can transform malicious samples into text data types or image data, thus applying deep learning models that excel in text and image tasks, such as in [49, 50, 51], etc., the malware are classified by image and text deep learning algorithms. The malware files can be transformed into mal-image dataset and mal-text dataset through transform algorithms as figure 4 shows. And we build two types of deep neural networks, Text-Based Malware Deep Network (TB-MalNet) and Image-Based Malware Deep Network (IB-MalNet) for the malware recognition tasks, and tested on the corresponding data sets.

2.3.1 Text-Based Deep Malnet Design

Through the analysis of malicious sample code, it can be seen that the static data is mainly presented in the form of text including the header file information, and the association relationship of each element. These features are consistent with the scenarios of the deep learning text classification model. Inspired by this, we designed a deep learning classification model based on malware dynamic data text information. In the existing deep learning model suitable for

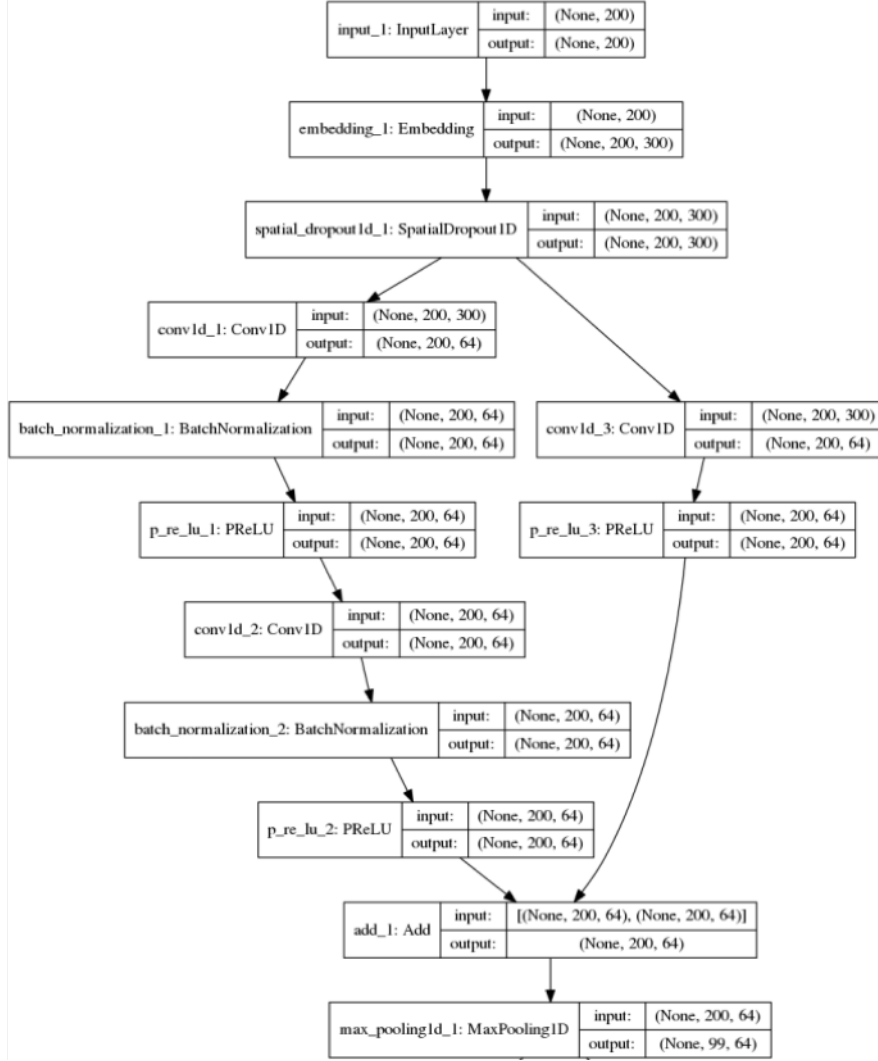


Figure 7: Structure of DPCNN

text task processing, the HAN (Hierarchy Attention Network) model [52] structure can keep the structural information of the entire text as classification model, see in Figure 5.

This HAN framework is work well for malware dynamic text data which including full characteristics and strong information relevance of the sample. In addition, HAN has the fine structured visualization performance, and it can directly locate keywords of key segments in the malware sample text. The HAN's structure can be divided into five parts according to the feedforward order: word vector input layer, word encoder module, word attention analysis module, sentence encoder module, sentence attention analysis module, output layer.

By inputting the word vector sequence, the HAN model will output the corresponding hidden vector h word by word through the word-level Bi-GRU structure. Then it obtain the attention weight by the U_w vector and the dot vector product of each time step. After that the sentence summary vector s_2 can be produced by weighted sum of the attention weights of h sequence. At the end, the text eigenvector V will be generated by the same Bi-GRU and attention processing of each sentence, and the text classification result will be reached through the computing of latter dense layer and classifier of this neural network.

As we can see, the HAN framework is a hierarchical construction process from word to sentence, which is very consistent with the logic structure of malware dynamic data.

In the dynamic malware recognition task, the structure of the malware text data is very rigorous and the functions expressed by different part of blocks are very constant while the number and length of sentences of the block are varied

seriously. Therefore, we designed the network structure based on HAN as the Text-based Malnet 1. We added the paragraph encoder and paragraph attention modules following the structure of the sentence encoder and the sentence attention to enhance the expression of the regional concept, as shown in Figure 6.

In the text classification model, besides the GRU-based HAN, there are also the [53, 54] structure of FastText, textCNN, DPCNN, etc. based on one-dimensional CNN structure. Among these models, DPCNN framework has the largest number of layers and the deepest structure, therefore it can extract more features in more high dimensions and perform better accuracy than HAN framework when deal with the text problems with very high nonlinear.

As shown in figure 7, the DPCNN uses a large number of short-circuit layer connections to solve the gradient dispersion problem due to the deepening of the model. In the meantime, the region embedding layer is added to the input part, which is merged with the unsupervised embedding input to form a tv-embedding (two-views embedding) structure to enrich the features. The region embedding is generated by convolution operating after the one-hot lookup produced by embedding processing.

When applying the DPCNN model to malware classification problems, the unsupervised embedding of MalNet is built with the short-gram encoding mechanism, for there are large number of unnatural language elements in the malicious sample text, namely its machine language. Due to the high depth characteristics of DPCNN, the pooling layer plays a role in integrating sequences with short length, which makes the perceptron filed of input text as a whole become larger. As shown in Figure 8, the original two adjacent 3-gram input sequences are integrated into one feature area, and the receptive field becomes six words, after a pooling layer processing. Also, with the model network deepens, higher-level pooling continues to integrate feature regions that separated previously, ensuring the DPCNN's long-range dependency capture capabilities.

Then we implement the Text-based Malnet 1, Text-based Malnet 2 on DataCon and GeekPwn Task, and the results shown in table 5.

We also generate the heatmap of malware dynamic sample by the fine trained Text-basedMalnet1 and Text-basedMalnet2, for it can locate the keyword sentences in the dynamic text, as shown in Figure 9 and Figure 10.

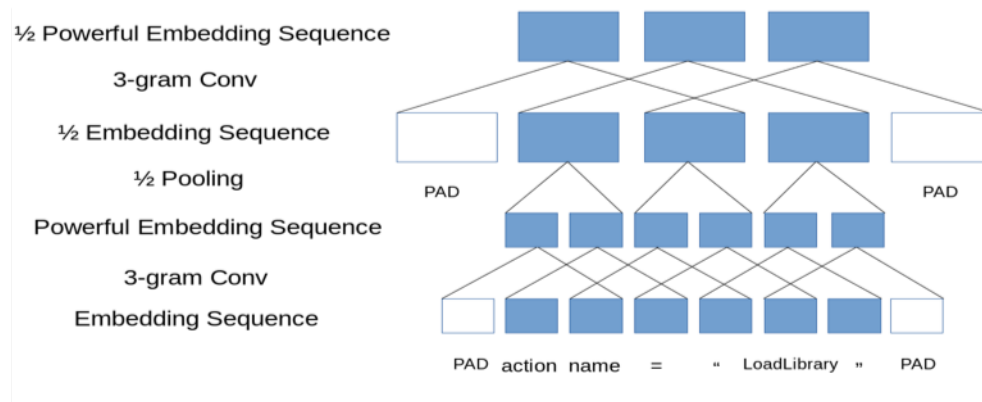


Figure 8: Text-based Malnet 2(Short Gram-DPCNN) Pooling

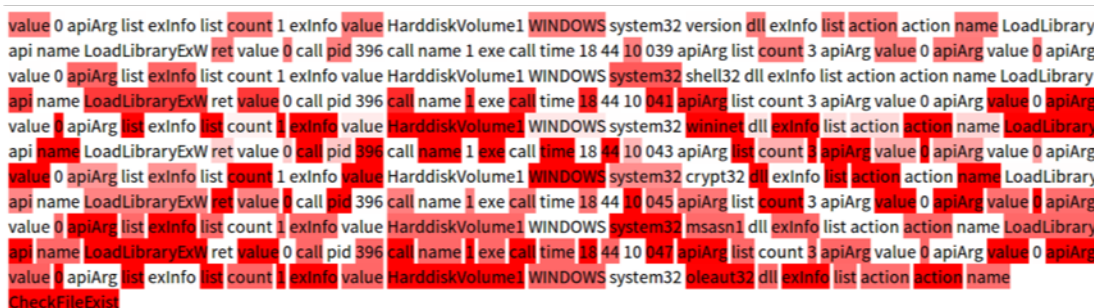


Figure 9: Text Heatmap of Malware by Text-based Malnet1.0

```

value 0 apiArg list exinfo list count 1 exinfo value HarddiskVolume1 WINDOWS system32 version dll exinfo list action action name LoadLibrary
api name LoadLibraryExW ret value 0 call pid 396 call name 1 exe call time 18 44 10 039 apiArg list count 3 apiArg value 0 apiArg value 0 apiArg
value 0 apiArg list exinfo list count 1 exinfo value HarddiskVolume1 WINDOWS system32 shell32 dll exinfo list action action name LoadLibrary
api name LoadLibraryExW ret value 0 call pid 396 call name 1 exe call time 18 44 10 041 apiArg list count 3 apiArg value 0 apiArg value 0 apiArg
value 0 apiArg list exinfo list count 1 exinfo value HarddiskVolume1 WINDOWS system32 wininet dll exinfo list action action name LoadLibrary
api name LoadLibraryExW ret value 0 call pid 396 call name 1 exe call time 18 44 10 043 apiArg list count 3 apiArg value 0 apiArg value 0 apiArg
value 0 apiArg list exinfo list count 1 exinfo value HarddiskVolume1 WINDOWS system32 crypt32 dll exinfo list action action name LoadLibrary
api name LoadLibraryExW ret value 0 call pid 396 call name 1 exe call time 18 44 10 045 apiArg list count 3 apiArg value 0 apiArg value 0 apiArg
value 0 apiArg list exinfo list count 1 exinfo value HarddiskVolume1 WINDOWS system32 msasn1 dll exinfo list action action name LoadLibrary
api name LoadLibraryExW ret value 0 call pid 396 call name 1 exe call time 18 44 10 047 apiArg list count 3 apiArg value 0 apiArg value 0 apiArg
value 0 apiArg list exinfo list count 1 exinfo value HarddiskVolume1 WINDOWS system32 oleaut32 dll exinfo list action action name
CheckFileExist

```

Figure 10: Text Heatmap of Malware by Text-based Malnet2.0

2.3.2 Image-Based Deep MalNetwork Design

When do classification of dynamic malware samples, the malware text data could be converted into a two-dimensional image by Malware Image Transformation Methods [55, 56], therefore, the image recognition deep network algorithms can be used for the malware tasks as following.

First, the text data is converted into a one-dimensional sequence in binary mode, then the adjacent eight binary bits are combined into one Uint bit (0-255). After that, a line break operation is performed for every N number of Unit digits to transform the one-dimensional sequence into a two-dimensional image data. For an image deep learning model of a given input size, it also need to resize the 2D image according to the size requirements. When selecting a model for classifying malware images, it is speculated that the images converted from the malware text should also including key structural features for its integrity of dynamic malware text data. However, as shown in Figure 11, the converted picture is quite different from the natural image. The graphic geometry features of malware image is not clear, and it is hard for the human to distinguish.




Figure 11: Malware image generation

With this in mind, when build the Image-Based Deep Network model, we decided to use a ResNet network structure with a deep layer structure and a good solution to the gradient dispersion and explosion problems [57], as shown in Figure 12.

The most unique characteristic of ResNet is the short-circuit layer structure. As shown in Figure 13, the core idea of ResNet is to introduce an "identity shortcut connection" module that allows layer input to skip one or more layers and pass directly to the deeper layers of the model.

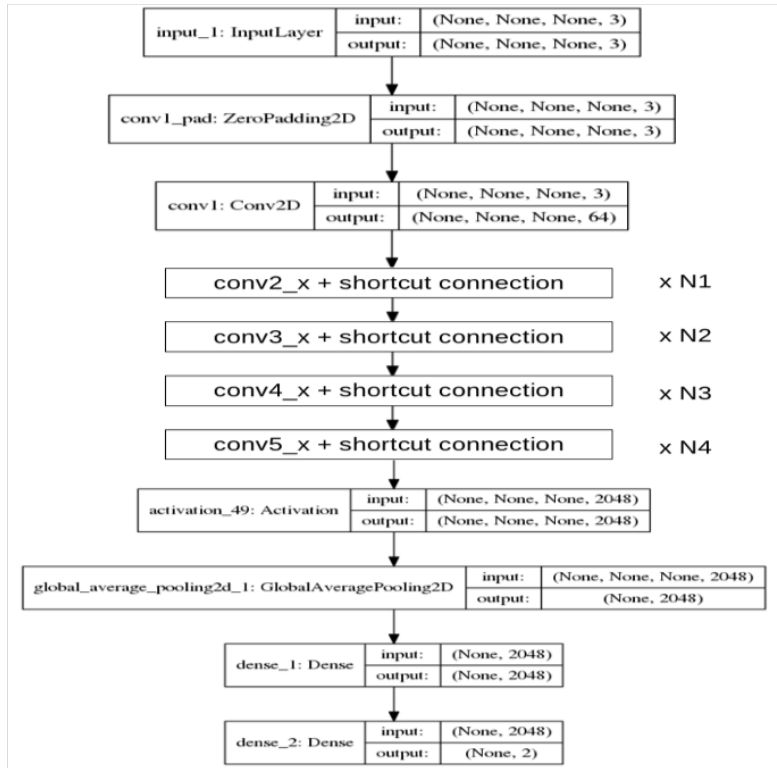


Figure 12: ResNet Structure

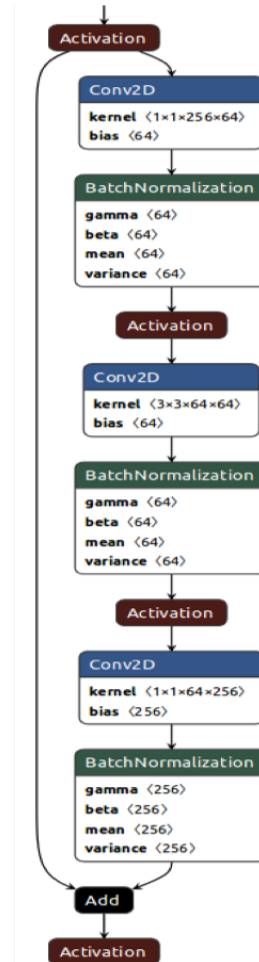


Figure 13: ResNet Short Layer Structure

If the ResNet short-circuit layer structure is decomposed and expanded as shown in Figure 14, it can be seen that a ResNet architecture with number i short-circuit layer structures has 2^i different paths, since each short-circuit layer structure provides two independent paths.

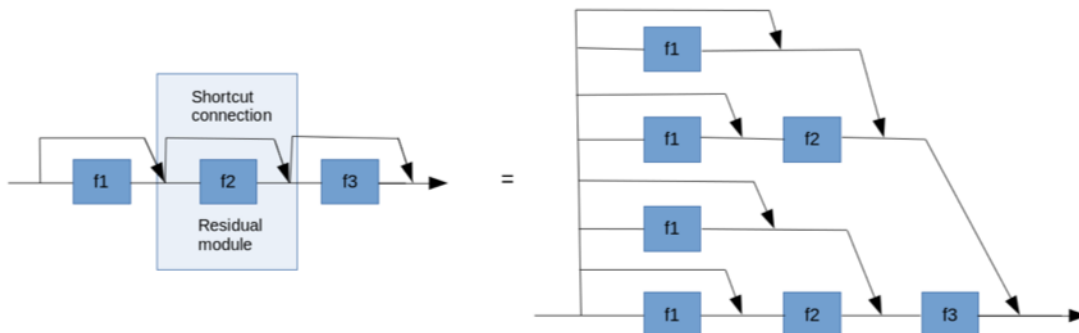


Figure 14: Details of ResNet Short-Circuit Layer

Table 6: The Comparison of Image-Based Malnet in Malware Tasks

Image-Based Malnet	DataCon				GeekPwn			
	Acc	Recall	Precision	F1_score	Acc	Recall	Precision	F1_score
Malnet 1 50 layers	0.975	0.9666	0.9587	0.9627	0.9831	0.9955	0.9747	0.9850
Malnet 2 100 layers	0.971	0.939	0.9731	0.9557	0.9802	0.9920	0.9729	0.9824
Malnet 3 150 layers	0.9673	0.9362	0.9648	0.9503	0.9799	0.9952	0.9695	0.9822

The depth of ResNet is a key parameter in the malware classification task in the basis of malware image. For the high-dimensional and subtle features will be varied for different depth layers. We build the IM-Malnet in three structures, ie. the 50 layers, 100 layers, and 150 layers deep networks, corresponding to Image-Based Malnet1, Image-Based Malnet2, and Image-Based Malnet3. The related test results in DataCon, GeekPwn, are shown in the table 6. And we also extract the heatmap of malware dynamic sample under the processing of the three Image-Based Malnets, shown as in Figure 15.

3 Malware family classification

In the research and analysis of malware, how to classify the malware family of unknown samples in time is very necessary and significant, for it will improve the speed and efficiency of manual analysis to a great extent. In this paper, we built a text-based MalClassifier based on text data and an image-based MalClassifier based on image data for the malware family classification tasks (DATACon).

DataCon Malware Family Clustering Task: the malware PE samples should be clustered with the algorithm through the xml file, which produced from a sandbox (TQSandbox) executing process. The total sample number is 60,000.

3.1 Text-Based Malware Family Clustering

The text-based clustering algorithm can discover the inherent structure and distribution characteristics of the malware text data. Therefore, it can solve unsupervised learning problems well and is widely used in various text tasks. For the malware family clustering task, some of algorithms show better performance. The clustering algorithms can be divided into hierarchical clustering, distance-based partitioning clustering, and density-based clustering algorithms.

Hierarchical clustering [58] is the most common method, and its purpose is mainly to construct a hierarchical structure of clusters. The basic concept of Hierarchical clustering is to continuously merge each document into a predetermined cluster family based on the similarity of data. It contains agglomerative clustering and split clustering methods, which usually perform high accuracy while cannot be withdraw or undone after the merge or split operation, so it cannot correct the wrong decision.




Figure 15: Heatmap of Image-Based Malnet Testing (Malnet1-50, Malnet2-100, Malnet3-150).

The distance-based algorithm mainly divides the data into k disjoint clusters by distance, and each k cluster contains the same kind of data. The homogeneity is achieved by the similarity between the data. However, it does not guarantee

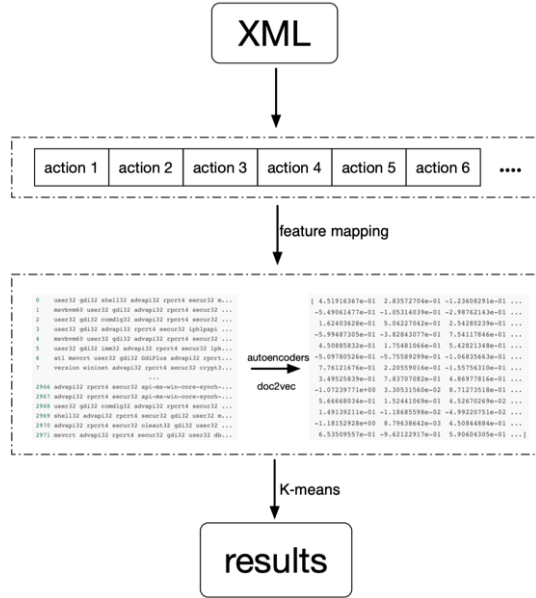


Figure 16: Autoencoder Based K-means

local and global optimal solutions, because the number of data points in any data set is always limited, and the number of different clusters is limited. The local minimum problem can be eliminated by exhaustive search.

The typical distance clustering algorithms are K-means [59] and K-medoid [60] algorithm. It is difficult to cluster by distance clustering method when the data is nonlinear. Then, the density-based clustering algorithm can be better implemented, for it mainly based on the density and boundary region of the cluster. The DBSCAN [61] and DENCLUE [62] are the density-based spatial clustering algorithm widely used.

This paper is based on the analysis of the dynamic behavior of malware, by analyzing the interaction between malicious code and executing environment, the changes that occur before and after running malicious code in the environment, and instructions or system call descriptions of malicious code at different levels are captured used for clustering. The malicious code and the family can be judged by whether different malicious code originates from the same malware or written by the same author or team, and whether shows intrinsic relevance and similarity. The article [63] classifies the system call graphs that construct behavior by dynamically capturing similarity through malware behavior. [64] et al implemented the malware family by the similarity of malicious code graph matching, while Kolter [65] used the API call graph through the data dependency graph between API calls, the longest common substring analysis.

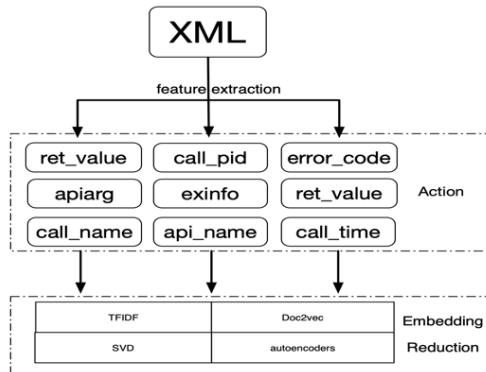


Figure 17: XML Preprocessing Framework

Hu [66] mainly achieved the malware clustering task through transforming the function call graph matching into the latest neighbor search problem by introducing a multidimensional index structure. These dynamic malware behavior-based clustering algorithm, although achieving several appreciable results to some extent, still faces barriers that are

not accurate enough. For a malware’s function call sequence has thousands of nodes averagely, although some of the extraneous nodes can be removed by pruning, there is still a lot of noise. Therefore, it is very important for the malware family clustering if the feature selection and data feature dimension reduction are effectively performed for the function call sequence, it can ensure the extracted information be fully and effectively represent the dynamic behavior of the malicious code. The same family of malware has the same or similar code fragments in specific behaviors, such as function calls, custom encryption and decryption functions, function execution time, etc. and their functions are the same or similar. In addition, there are striking similarities in the state of anti-tracking debugging and the state of the decision system. Therefore, for the functions of the same malware family and the writing habits of the same author, etc., the code fragments of the behavioral operation are very similar, which is the core element for determining homology, except for the code automatically generated by the compiler.

In view of the problems as mentioned, this paper proposes a K-means clustering algorithm based on the autoencoders [67] model to construct the Malware Classifier. As shown in Figure 16, the algorithm first normalizes the eigenvalues which can balance the sum squared errors. Then, the data dimension is reduced by the autoencoders algorithms, and finally the malware samples are clustered by the k-means algorithm with the dynamic information shown in table 7.

Table 7: The Dynamic Malware Information

features	description
api_name	The original API refers to the system function that is actually invoked
call_name	The process name that calls the API
call_pid	The process ID that calls the API
call_time	The time to invoke the API
err_code	The error code generated by calling the API
ret_value	The return value of the original API
status_value	The status code generated by calling the API
apiArg_list_value	The original API parameter value
apiArg_list_count	Number of original API parameters
exInfo_value	The value of the extra parameter
exInfo_list count	The number of additional parameters used to supplement the insufficient information of the original API parameters

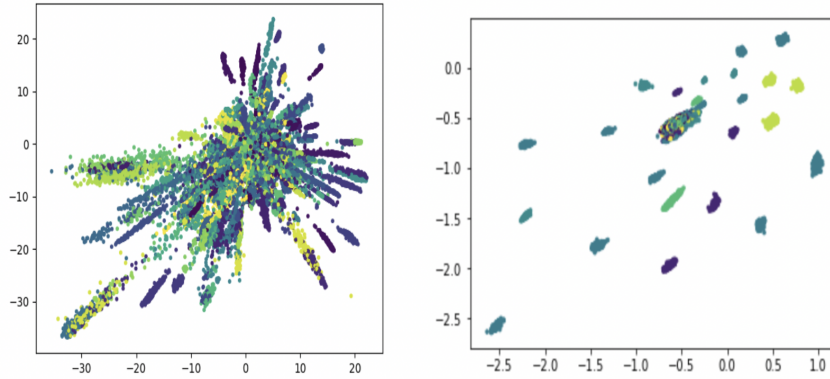
From the sample data, we can find that the overall data is presented in a serialized format, that is, a sample consists of multiple action sequences, and an action consists of api_name, call_name, call_pid, err_code, ret_value, status_value, apiarg, and exinfo. The sample of the same family shows the highly consistent characteristics of the overall action call sequence under the dynamic behavior analysis. Therefore, the basic logic of our algorithm is to cluster by the action call sequence.

Dynamic malware samples are XML documents, and traditional document clustering algorithms are not suitable for XML documents. Traditional semantic text clustering methods are often analyzed from a semantic perspective, and few semi-structured languages like XML are supported. So we establish a framework as shown in Figure 17 for the XML preprocessing, it can extract the action sequence in the sample, map it into the two-dimensional matrix, for it displays some features of the dynamic sample in text form. Therefore, the accuracy of sample converting can enhance the mighty of the model.

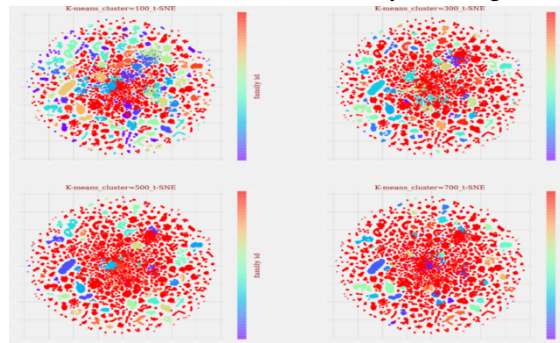
Here we mainly take the TFIDF [68] and doc2vec model into the [69] line text vectorization, followed by Singular Value Decomposition (SVD) and autoencoders for dimensionality reduction, feature preprocessing and dimensionality reduction. Then the data has been presented better distribution characteristics, then the K-means method is for clustering, the K value testing shown in Table 8. And the Mahalanobis distance [70] and adjust Cosine similarity [71] indicator are used for the clustering model evaluation in addition to the performance on the task testing. The results of each family clustering algorithm are shown in Table 9 and the visualization results shown in, Figure 18.

3.2 Image-based Malware Family Clustering

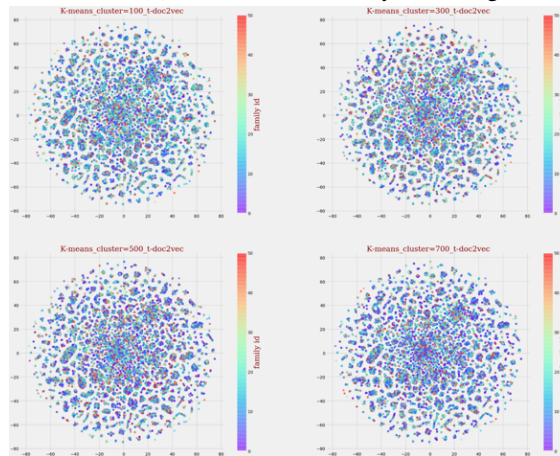
Similar to the malware recognition task, we here try to solve the malware family clustering task by the deep learning models, for the malware text can be converted into an image, and then the image clustering algorithm is used for malware modeling. There is no obvious geometric structure and contour in the malware sample, so it is necessary to design a better feature extraction method. So the Principal Component Analysis (PCA) and Autoencoder model which can efficiently deal with nonlinear unsupervised problems are used for feature extraction. And the U-net [72] deep network structure is used to construct and train the self-encoder as shown in Figure 19.



(a) doc2vec-k-Mean family clustering



(b) SVD-K-Means Family Clustering



(c) Doc2vec + Autoencoder Family Clustering

Figure 18: The Visualization Comparison of Family Clustering Algorithms

When designing a deep learning-based clustering algorithm, the autoencoder is mainly used to ensure that the input data for the cluster will be fine extracted vector features. Because the self-encoder itself has the ability to handle nonlinear problems, the output vector no longer needs to be mapped nonlinearly.

In this case, the feature extraction capability requirement for the clustering algorithm itself is decreased. Therefore, K-means and DBSCAN based clustering algorithm are selected here combining the full-connection network and U-net deep learning structures to implement the clustering algorithm without additional nonlinear mapping operations. The test results are shown in Table 10.

Table 8: K value Testing for Clustering Models

K Value	TFIDF+SVD	Doc2vec	Doc2vec+autoencoders
50	25.345%	26.564%	24.137%
100	30.103%	31.854%	28.776%
200	42.597%	43.815%	41.587%
300	47.817%	48.227%	46.212%
400	46.936%	46.459%	45.012%
500	46.834%	45.403%	44.211%
600	44.611%	43.903%	42.028%
700	43.101%	43.307%	42.976%
800	41.119%	43.122%	43.067%

Table 9: The Performance of Clustering Algorithms

Feature Extraction	Cluster Models	Best score	Adjusted Cosine Similarity	Mahalanobis Distance
	DataCon Competition	48.39%		
SVD+K-means	K-means	47.817%	0.1713	21.4512
	DBSCAN	23.561%	0.5113	16.2312
Doc2vec+K-means	K-means	48.227%	0.2236	23.6612
	DBSCAN	25.178%	0.7121	15.8723
Doc2vec + Autoencoder	K-means	46.212%	0.4002	19.1378
	DBSCAN	24.472%	0.7088	15.9789

Table 10: The performance of DeepNetwork-Based Clustering Algorithm

Feature Extraction	Cluster Models	Best Score	Mahalanobis distance between clusters	Adjusted Cosine Similarity between clusters
PCA + Autoencoder (Full Connection -layers)	K-means	0.2551	37.1018	0.9796
	DBSCAN	0.2359	39.1977	0.9821
Autoencoder(U-net)	K-means	0.3050	34.6121	0.9732
	DBSCAN	0.3167	33.1705	0.9710

4 Malware Sample Generation and Prediction

The structure of Generative Adversarial Networks (GAN) [73] is inspired by the two-person zero-sum game in game theory (that is, the sum of the interests of two people is zero, and the income of one party is the loss of the other party). It sets the two counterpart players as a generator and a discriminator. The purpose of the generator is to learn and capture the potential distribution of real data and generate new samples. The discriminator is a classifier designed to correctly determine whether the input data is real or from the generator. In order to win the game, the two players need to continuously optimize and improve their own generation and discriminating ability. This learning optimization process is a Minimax game problem, the purpose of which is to find a Nash equilibrium [74], so that the generator estimates the distribution of the samples by constructing MalGAN based on the malware training. And some degree of mutations should be designed during the MalGAN training, so that the generated samples have some new features while possessing part of properties of original samples. Furthermore, the generated samples can be used for the new malware prediction combined with the algorithm of similarity, even some malware drift problem could be avoided by this way.

4.1 Text-based Malware Generation

Since the GAN model was proposed, many GAN-based generation models have been derived in the text tasks. Though text data can be directly imported into the classic GAN network for training after vectorization. However, because the text sequence has discrete characteristics, so the process of sampling from the distribution of discrete objects is not derivable. Therefore, the GAN parameters are difficult to update, which affects the performance of the classical GAN model [75] in text generation. Matt Kusne et al. [76] argued that the discrete data processing limitations of the GAN model can be avoided by the Gumbel-softmax distribution processing, which is a continuous approximation of the polynomial distribution based on the softmax function. [77] Using the Gumbel-softmax distribution can reduce the impact of GAN model training due to data discrepancies to some extent. In 2016, Yizhe Zhang [78] et al proposed

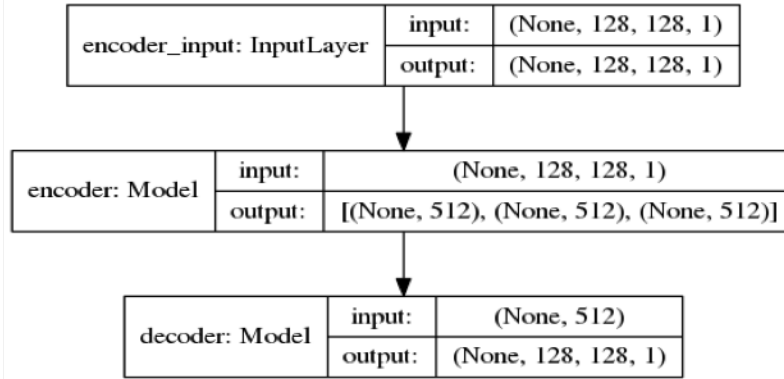


Figure 19: U-Net-Based autoencoder Model Structure

the TextGAN model, using LSTM as the generator of GAN, CNN as the discriminator of GAN, and also use smooth approximation to approach the output of LSTM generator, thus solving the discrete gradient problem. In addition, there are Sequence Generative Adversarial Nets (SeqGAN) [79] and Mask Generative Adversarial Nets (MaskGAN) [80]. This paper adopts the Leak Information Generative Adversarial Nets (LeakGAN) [81] structure, to solve the problem of long malware text generation. The main advantage of this model is that the discriminator will leak some extracted features to the generator during the process, and the generator absorb the extra information to guide the generation of the text sequences.

In LeakGAN's generator, a hierarchical reinforcement learning structure is used, including the Manager module and the Worker module. The Manager module is an LSTM network that acts as a role of the intermediary. At each step, it receives a feature representation from the discriminator (for example, the feature map in CNN) and passes it as a guide signal to the Worker module. Since the median information of the discriminator should not be known by the generator in the original GAN, the author refers to this feature representation as leaked information. After receiving the embedding of this guidance signal, the Worker module also uses the LSTM network to encode the current input, and then connects the output of the LSTM with the received guidance signal embedding to calculate the next action, ie select the next word. In the malware text generation tasks, the malicious code dynamic data have high structural features, more non-natural language morphemes and longer text, so the optimized new version LeakGAN model (MalGAN) is rather necessary. That means we have to design a GAN model suitable for non-nature language generation.

In contrast, the SeqGAN model is typically limited to short text data within 20 bytes. And currently there is a big disadvantage in the text generation method based on sequence decision, that is, the probability scalar feedback signal from discriminator D is sparse, because the text is generated by G in multiple rounds of words, but only when G can receive feedback from D after the entire sentence has been generated. Moreover, G should have updated its strategy under the guidance of D, but D's feedback on this whole paragraph is a scalar with extremely limited information, which is not enough to preserve the syntactic structure and text semantics in the process and not effectively help G to learn the updates.

On the one hand, in order to increase the amount of information from discriminator D, it should provide more guidance in addition to the final discriminant feedback value. After all, D is a well-structured and trained CNN network, not a black box, so it is entirely possible for D to provide more information. On the other hand, the guidance information from D is still sparse. In order to alleviate this problem, the hierarchicality in text generation is utilized, that is, the real text samples are written according to the language level such as semantic structure and part of speech. By breaking down the entire text generation task into multiple subtasks in a hierarchical structure, the model can learn more easily. LeakGAN is a new model structure that allows the discriminator D to provide more information to the generator G. It can handle both the problem of insufficient feedback information and sparse feedback, and consistent with the needs of malware text generation task.

When generating malware dynamic text, the text should be sequenced first, here we using bag-of-words rules conversion. Then, we build the text-based MalGAN according to the structure of LeakGAN, the Generator and Discriminator are respectively constructed as shown in Figure 20.

For take advantage of the high-dimensional information leaked from D, a hierarchical generator G [82] similar to the FeUdal Network designed by DeepMind is used here. It includes a high-level Manager module and a low-level Worker module. The Manager module is an LSTM network that acts as an information broker. In each round of generating a new word, the Manager module will receive a high-dimensional feature representation from the discriminator D, such

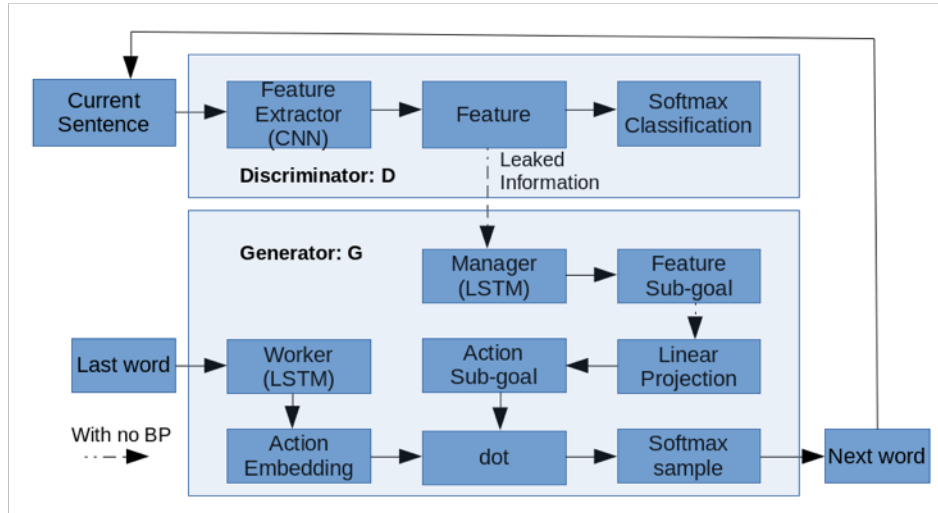


Figure 20: Text-based MalGAN Structure for malware generation

as the feature map in D's CNN network, and then the Manager module will use this information to form a goal which acts on the current Worker module. Since the roles of D and G are inherently adversarial, the information in D should only remain in itself, but now some of the information in D is "leaked" to G, ensuring the evolution and variation of the sample.

After the Manager module generates the goal embedding, the Worker module encodes the currently generated word with another LSTM network, and then combines the LSTM output with the target embedding to ensure that it can be integrated with the Manager's guidance and current state to generate a suitable new word. Through such a process, the feedback information from D is not only expressed as the scalar of the discriminating result after the completion of the whole sentence generation, but also provides more information through the target embedding vector in the process of sentence generating which will improve the performance of G.

During training process, the Manager module and the Worker module are also updated alternately. Since the gradient disappears when D is much stronger than G. Inspired by the sorting method in RankGAN, a simple and efficient ranking-based method called "Bootstrapped Rescaled Activation" is proposed to adjust the feedback size of D. After this conversion, the expectation and difference of the feedback obtained by each mini-batch will become constant. This method is equivalent to a value stabilizer, which can be very helpful when the algorithm is sensitive to the value size and it also avoids the problem of gradient disappearance, which accelerates the convergence of the model. The method of Interleaved Training is also used here to avoid the problem of mode collapse. After pre-training, the supervised learning training and adversarial generating are executed in turns. This approach will assist the Mal-GAN model avoid bad local minima and mode collapse. On the other hand, the supervised learning training is also an implicit regularization of the generating model, which avoids the model behavior deviating too far from the supervised learning. Through this training strategy, the malware text generated as shown in figure 21 by the text-based MalGAN deep network.

4.2 Image-based Malware Generation

Whether it is static or dynamic text malware data, both can be treated as two-dimensional image data through the transformation, which will be suitable for the image GAN deep networks. Moreover, since the image data is not as discrete as the text sequence, the adaptability to the GAN model is better. In the malware image generation, due to the structural limitations of the original GAN model itself, and the pictures converted from text are also quite different from the natural pictures, it is very likely that there will be problems such as mode collapse during debugging when generated by classic image GAN algorithms.

The main algorithm used for image generation is Wasserstein Generative Adversarial Nets (WGAN) [83], Conditional Generative Adversarial Nets (CGAN) [84] Information Maximizing Generative Adversarial Nets (InfoGAN) [85], Deep Convolutional Generative Adversarial Networks (DCGAN) [86], Laplacian Pyramid of Adversarial Networks (LAPGAN) [87], stack generation Convergence Network (Stack Generative Adversarial Networks, StackGAN) [88] etc.

It can be found that the image of the malware lacks the contours and chromatic aberrations compared with the natural object image when the malicious code converted into Malware Image. The image information of large amount Malware

```

- <report report_id="EAE38ADA" report_version="2">
- <file_list file_uid="784489" file_name="0a3d83e8bd1d8c26589f6209">
- <file>
- <start_boot>
- <field value="start_boot"/>
- <action_list>
- <action name="AnalyzeStart" api_name="AnalyzeStart" ret_value="0">
- <apiArg_list count="0"/>
- <exInfo_list count="0"/>
- </action>
- <action name="Vasinfo" api_name="Vasinfo" ret_value="0">
- <apiArg_list count="0"/>
- <exInfo_list count="3">
- <exInfo value="18.2"/>
- <exInfo value="60"/>
- <exInfo value="2019-02-19_19:50:41==2019-02-19_19:50:">
- </exInfo_list>
- </action>
- <action name="BeCreated" api_name="Fake_BeCreated" ret_value="0">
- <apiArg_list count="0"/>
- <exInfo_list count="2">
- <exInfo value="vasstarter.exe"/>
- <exInfo value="1856"/>
- </exInfo_list>
- </action_list>
- </start_boot>
- </file>
- </file_list>
- </report>

```

(a) Original Malware Text

```

- <report report_id="EAE38ADA" report_version="2">
- <file_list file_uid="784489" file_name="0a3d83e8bd1d8c26589f6209">
- <file>
- <start_boot>
- <field value="start_boot"/>
- <action_list>
- <action name="AnalyzeStart" api_name="AnalyzeStart" ret_value="0" err_code="0" status_value="0" call_pid="0" call_name="" call_time="2018090900">
- <apiArg_list count="0"/>
- <exInfo_list count="0"/>
- </action>
- <action name="Vasinfo" api_name="Vasinfo" ret_value="0" err_code="0" status_value="0" call_pid="0" call_name="" call_time="2018090900">
- <apiArg_list count="0"/>
- <exInfo_list count="3">
- <exInfo value="18.2"/>
- <exInfo value="60"/>
- <exInfo value="2019-02-19_19:50:41==2019-02-19_19:50:">
- </exInfo_list>
- </action>
- <action name="BeCreated" api_name="Fake_BeCreated" ret_value="0" err_code="0" status_value="0" call_pid="0" call_name="" call_time="2018090900">
- <apiArg_list count="0"/>
- <exInfo_list count="2">
- <exInfo value="vasstarter.exe"/>
- <exInfo value="1856"/>
- </exInfo_list>
- </action>
- </action_list>
- </start_boot>
- </file>
- </file_list>
- </report>

```

(b) Generated Malware text By MalGAN

Figure 21: The Malware Text Sample Comparison

Table 11: The Timeline of Malware Sample of DataCon

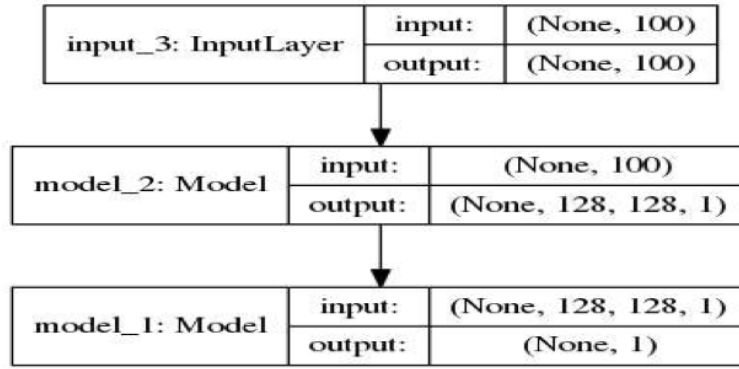
2009	2010	2011	2012	2013	2014	2015	2016	2017	2018
362	62	1481	4892	4465	8282	5859	6406	6219	5804

belonging to different families is very similar, which indicates that the key features used to distinguish the Malware image type are hidden deep, and may require a deeper CNN model structure to extract. From this perspective, we here build the image-based MalGAN with the WGAN deep network structure as shown in Figure 22.

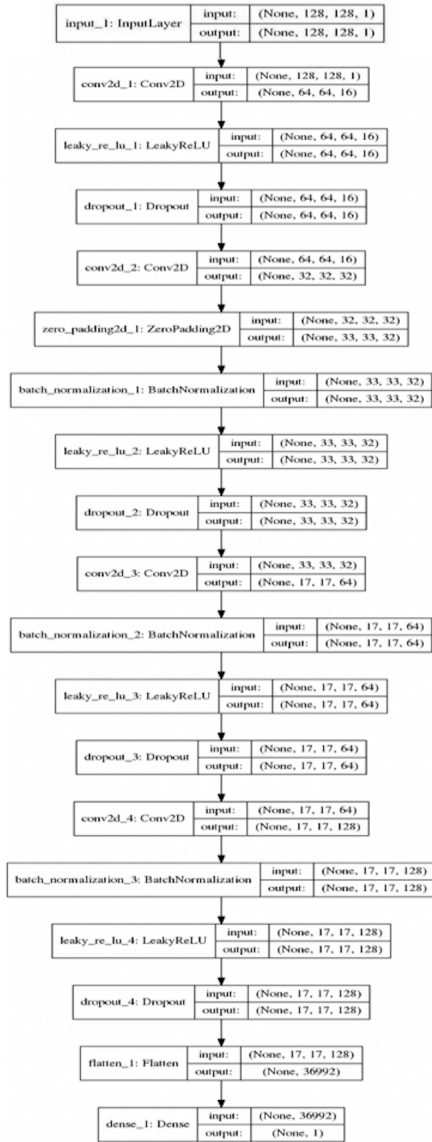
Compared to the original GAN, WGAN is mainly optimized from the loss function. Specifically, WGAN removes the Sigmoid output layer of the original GAN discriminator and no longer takes the logarithm of the generator and the discriminator’s Loss. In addition, the parameter of the discriminator is updated each time, WGAN also controls the absolute value of the parameter so that it does not exceed a fixed constant c . For the image-based MalGAN, we abandon the momentum-based optimization algorithm (including momentum and Adam), and take RMSProp and SGD to greatly reduce the mode collapse effect [89]. In the Malware Image generation task, it is a very suitable model. Through the Mal-GAN model training, new malware image data can be generated by calling Generator, as shown in Figure 21.

4.3 The prediction models of new malware

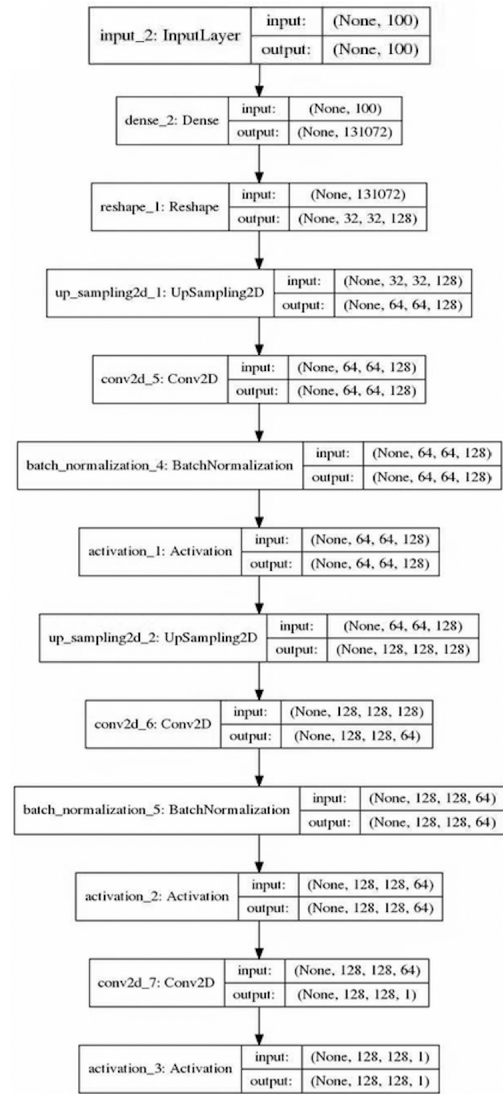
Definition 4.1 For a generating sample set of $G, T_1, T_2, T_3...T_n$ etc. sample sets are written as T . If $G \cap T \neq \emptyset$, then G and T are said to have positive coverage. $T_i \in T$, for $T_i \cap G \neq \emptyset$, we say that the element T_i in the T set is predicted by the G set. If the sample number in T is N , where M is predicted by the G set, we say that the predicted coverage of the G set to the T set is $P=M/N$.



(a) WGAN structure



b. The MalGAN Discriminator Structure^d



c. The MalGAN Generator Structure^d

Figure 22: Image-Based MalGAN




Figure 23: The Generated Malware Image By Image-based MalGAN

Table 12: The Statistic Analysis of Malware

Case 1	T0								T1	T2	T3	7:1:1:1
Case 2	T0				T1		T2		T3		4:2:2:2	
TimeLine	2009	2010	2011	2012	2013	2014	2015	2016	2017	2018	NA.	
No.of Malware	362	62	1481	4892	4465	8282	5859	6406	6219	5804	NA.	

Definition 4.2 $S(T_i, G)$ is the similarity between T_i and G , and $f[s(T_i, G_i)]$ is a similarity function. That is, $s(T_i, G_j)=f[s(T_i, G_i)]$ is the similarity between T_i and the j th term in G . $F[S(T_i, G)]=S_{\max} s(T_i, G_j)$.

Corollary 1 If S is known, then the corresponding G to T coverage P is $P(S)$, that is, when the similarity is S , the coverage ratio of G to T is $P(S)$.

We train the MalGAN by the DataCon Malware Data and generate the new samples, the similarity function $f(s)$ is used to computing the similarity between the generated and the true malware sample, and the coverage ratio P of the generated data set to the existing ones, thereby selecting the optimal f for new malware sample prediction model implementation.

After obtaining the sample data (here we use the DataCon dataset sample), we make a statistical division of the time related sample majority according the time stamp of malware. The overall malware sample range is from late 2008 to early 2019, as shown in Table 11.

Here we train MalGAN based on the T0 phase malware sample and generate new malicious samples, following introduce text and image similarity calculation according the rules designed ahead to predict the real malware samples of T1, T2 and T3. In order to facilitate the comparison of results, we chose two different sample distribution scenarios as shown in Table 12.

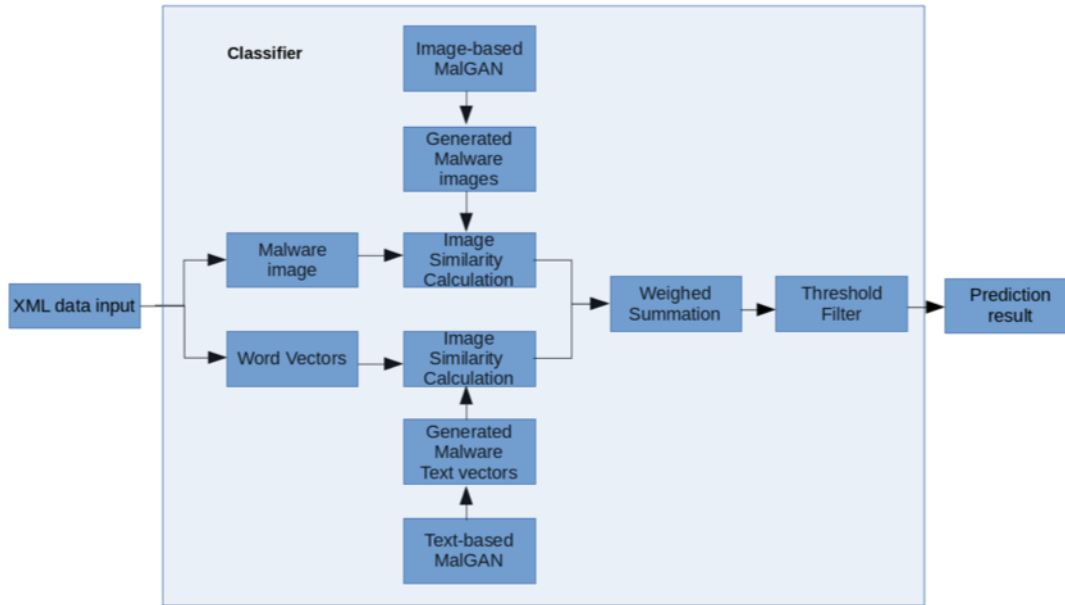


Figure 24: Architecture of MalGAN-Based Malware Prediction Model

Table 13: The Prediction Covering Rate in case 1 By Text-based MalGAN

St	T1 Coverage Rate	T2 Coverage Rate	T3 Coverage Rate
0.15	1	1	1
0.2	1	1	1
0.25	1	1	1
0.5	0.2699	0.2370	0.2169
0.75	0.017015	0.015758	0.016196
0.8	0.017015	0.015758	0.016196
0.9	0.0007805	0.0004824	0.001206
0.95	0	0	0

Table 14: The Prediction Covering Rate in case 2 By Text-based MalGAN

St	T1 Coverage Rate	T2 Coverage Rate	T3 Coverage Rate
0.15	1	1	1
0.2	1	1	1
0.25	1	1	1
0.5	0.194398682	0.1673053404	0.2026948349
0.75	0.0366360712	0.0207908683	0.015969392
0.8	0.0366360712	0.0207908683	0.015969392
0.9	0.006982035	0.0078271504	0.0002495217
0.95	0	0	0

That is, The prediction data set TG (G-Data) is generated based on T0, and the samples of the T1, T2, and T3 phases will be used to perform the similarity calculation with the G-Data (similarity calculation model). The sample number of TG generated by the Mal-GAN for case 1 and case 2 is 5000 and the prediction model is shown as figure 24.

4.3.1 Text MalGAN Based Malware Prediction

In the text similarity calculation, we use Cosine Similarity (Y1) and BiLingual Evaluation Understudy Y2 (BLEU) [90, 91] as the evaluation factors for the similarity function between the generated sample and the Tth real sample.

We set $St = a1 * Y1 + a2 * Y2$, for initiation we choose $a1 = 50\%$, $a2 = 50\%$. The prediction covering rate by text-MalGAN is shown in table 13, 14.

4.3.2 Image MalGAN Based Malware Prediction

For the malware image based prediction model, we choose X1(Wasserstein Distance), X2 (Kullback-Leibler divergence)and X3(Jensen-Shannon) [92, 93, 94] as the parameters for the similarity function.

$$Si = b1 * X1 + b2 * X2 + b3 * X3$$

$$\text{For initiation } B1 = \frac{1}{3}, \quad b2 = \frac{1}{3}, \quad b3 = \frac{1}{32}$$

And the prediction results based image MalGAN are shown in table 15,16.

Table 15: The Prediction Covering Rate in case 1 By Imaged-based MalGAN

St	T1 Coverage Rate	T2 Coverage Rate	T3 Coverage Rate
0.15	0.9996877927	1	1
0.2	0.9993755854	0.9998392024	0.9993108201
0.25	0.9975023416	0.9990352147	0.9968986906
0.5	0.6331564159	0.4584338318	0.4545141282
0.75	0.161879488	0.0857050973	0.0547898001
0.8	0.12051202	0.0501688374	0.0260165403
0.9	0.0121760849	0.0110950314	0.0041350793
0.95	0	0	0

Table 16: The Prediction Covering Rate in case 2 By Image-based MalGAN

St	T1 Coverage Rate	T2 Coverage Rate	T3 Coverage Rate
0.15	1	1	1
0.2	0.9998431003	0.9999184672	1
0.25	0.9996862007	0.9997554015	0.9998336522
0.5	0.8489840747	0.8376681614	0.727522249
0.75	0.2341727465	0.2444353852	0.1221824836
0.8	0.1695300855	0.2003261313	0.0850869167
0.9	0.0099631286	0.0281288219	0.0094818265
0.95	0	0	0

4.3.3 Hybrid MalGAN Based Malware Prediction

At the end, we set the hybrid MalGAN -based similarity function as following:

$$S = w1 * St + w2 * Si$$

St is text – based similarity function
Si is image – based similarity function
For the initiation, w1 = 50% w2 = 50%

The prediction results based on Hybrid MalGAN model are shown in table 17,18.

From the results above,we can find there some positive possibility to detect the new malware through the Mal-GAN algorithms under the support of prediction models.

5 Summary

Based on the analysis of the characteristics of malware behavior data, this paper constructs a series classification algorithm through traditional machine learning algorithms and deep neural network algorithms, and compares the results with the rule-based malware classification system on two different types of task sets. By the analysis of table 2,

Table 17: The Prediction Covering Rate in case 1 By Hybrid MalGAN

St	T1 Coverage Rate	T2 Coverage Rate	T3 Coverage Rate
0.15	1	1	1
0.2	1	1	1
0.25	1	1	1
0.5	0.5807055885	0.4126065284	0.3692281185
0.75	0.0057758352	0.0033767487	0.0020675396
0.8	0.0029659694	0.0024119633	0.0012060648
0.9	0.0001561037	0.0001607976	0
0.95	0	0	0

Table 18: The Prediction Covering Rate in case 2 By Hybrid MalGAN

St	T1 Coverage Rate	T2 Coverage Rate	T3 Coverage Rate
0.15	1	1	1
0.2	1	1	1
0.25	1	1	1
0.5	0.7145210638	0.677048512	0.5722365466
0.75	0.0177296619	0.0107623318	0.0049072611
0.8	0.0105122774	0.0048104362	0.0021625218
0.9	0.000470699	0.0003261313	0.0001663478
0.95	0	0	0

table 4, table 5, table 6 we can see that the recognition system based on machine learning and deep learning model can perform better in accuracy and versatility. In addition, we built several clustering algorithms based on machine learning and deep learning models for malware family clustering task. Through the result show in table 9 and table 10, we can see that the supervised machine learning model based on the prior known feature rules perform slightly better than unsupervised deep learning algorithms. Finally, we construct a GAN model based on malicious sample text and image data for malicious sample generation, and design a kind of new malware prediction architecture which shows certain feasibility in the testing dataset.

6 Discussion

The current algorithm in this paper is mainly based on fined large-scale data sets. In the real scene, some malicious samples are rare, so it is costly to carry out large-scale data set construction and model training. The application of malware data enhancement by GAN models is also a promising way for malware classification model training. In addition, transfer learning can be used to conduct model migrations on similar tasks.

This paper only implements several types of deep learning models of TB-Malnet and IB-Malnet to achieve good performance on the malware dynamic data set, but more accessible samples are static data files, the model build in this paper should be tested in static malware samples in future.

We found that the malware recognition based on DeepNet performs well and the essence of DeepNet is the feature extraction of higher dimension. So the high-dimensional features can be associated with the code block position of the original sample location to construct rules for machine learning algorithms.

At present, DeepNet achieves acceptable accuracy and avoids much manual work. However, the essentials and interpretability of the deep learning network structure in malware feature extraction need further research to achieve an optimized model.

The sample generated by MalGAN in this article is unexecutable, we will try to generate an executable malware sample in future. There is no white sample generation and testing implementation based on MalGAN, which will be completed in coming research.

References

- [1] Matthew G Schultz, Eleazar Eskin, F Zadok, and Salvatore J Stolfo. Data mining methods for detection of new malicious executables. In *Proceedings 2001 IEEE Symposium on Security and Privacy. S&P 2001*, pages 38–49.

- IEEE, 2000.
- [2] Mihai Christodorescu and Somesh Jha. Static analysis of executables to detect malicious patterns. Technical report, WISCONSIN UNIV-MADISON DEPT OF COMPUTER SCIENCES, 2006.
 - [3] P. Chavez S. Mukkamala J. Xu, A. H. Sung. Polymorphic malicious executable scanner by api sequence analysis. In *Proceedings of the Fourth International Conference on Hybrid Intelligent Systems (HIS'04)*, pages 378–383. IEEE, 2004.
 - [4] Yanfang Ye, Dingding Wang, Tao Li, and Dongyi Ye. Imds: Intelligent malware detection system. In *Proceedings of the 13th ACM SIGKDD international conference on Knowledge discovery and data mining*, pages 1043–1047. ACM, 2007.
 - [5] Min Gyung Kang, Pongsin Poosankam, and Heng Yin. Renovo: A hidden code extractor for packed executables. In *Proceedings of the 2007 ACM workshop on Recurring malware*, pages 46–53. ACM, 2007.
 - [6] Lorenzo Martignoni, Mihai Christodorescu, and Somesh Jha. Omniunpack: Fast, generic, and safe unpacking of malware. In *Twenty-Third Annual Computer Security Applications Conference (ACSAC 2007)*, pages 431–441. IEEE, 2007.
 - [7] Paul Royal, Mitch Halpin, David Dagon, Robert Edmonds, and Wenke Lee. Polyunpack: Automating the hidden-code extraction of unpack-executing malware. In *2006 22nd Annual Computer Security Applications Conference (ACSAC'06)*, pages 289–300. IEEE, 2006.
 - [8] Artem Dinaburg, Paul Royal, Monirul Sharif, and Wenke Lee. Ether: malware analysis via hardware virtualization extensions. In *Proceedings of the 15th ACM conference on Computer and communications security*, pages 51–62. ACM, 2008.
 - [9] Engin Kirda, Christopher Kruegel, Greg Banks, Giovanni Vigna, and Richard Kemmerer. Behavior-based spyware detection. In *Usenix Security Symposium*, page 694, 2006.
 - [10] Meining Nie, Purui Su, Qi Li, Zhi Wang, Lingyun Ying, Jinlong Hu, and Dengguo Feng. Xede: Practical exploit early detection. In *International Symposium on Recent Advances in Intrusion Detection*, pages 198–221. Springer, 2015.
 - [11] Anh M Nguyen, Nabil Schear, HeeDong Jung, Apeksha Godiyal, Samuel T King, and Hai D Nguyen. Mavmm: Lightweight and purpose built vmm for malware analysis. In *2009 Annual Computer Security Applications Conference*, pages 441–450. IEEE, 2009.
 - [12] Chad Spensky, Hongyi Hu, and Kevin Leach. Lo-phi: Low-observable physical host instrumentation for malware analysis. In *NDSS*, 2016.
 - [13] Ziyun Zhu and Tudor Dumitraş. Featuresmith: Automatically engineering features for malware detection by mining the security literature. In *Proceedings of the 2016 ACM SIGSAC Conference on Computer and Communications Security*, pages 767–778. ACM, 2016.
 - [14] Enrico Mariconti, Lucky Onwuzurike, Panagiotis Andriotis, Emiliano De Cristofaro, Gordon Ross, and Gianluca Stringhini. Mamadroid: Detecting android malware by building markov chains of behavioral models. *arXiv preprint arXiv:1612.04433*, 2016.
 - [15] Amin Kharaz, Sajjad Arshad, Collin Mulliner, William Robertson, and Engin Kirda. {UNVEIL}: A large-scale, automated approach to detecting ransomware. In *25th {USENIX} Security Symposium ({USENIX} Security 16)*, pages 757–772, 2016.
 - [16] Mihai Christodorescu, Somesh Jha, Sanjit A Seshia, Dawn Song, and Randal E Bryant. Semantics-aware malware detection. In *2005 IEEE Symposium on Security and Privacy (S&P'05)*, pages 32–46. IEEE, 2005.
 - [17] Clemens Kolbitsch, Paolo Milani Comparetti, Christopher Kruegel, Engin Kirda, Xiao-yong Zhou, and XiaoFeng Wang. Effective and efficient malware detection at the end host. In *USENIX security symposium*, volume 4, pages 351–366, 2009.
 - [18] Halvar Flake. Structural comparison of executable objects. In *DIMVA*, volume 46, pages 161–173. Citeseer, 2004.
 - [19] Andrew H Sung, Jianyun Xu, Patrick Chavez, and Srinivas Mukkamala. Static analyzer of vicious executables (save). In *20th Annual Computer Security Applications Conference*, pages 326–334. IEEE, 2004.
 - [20] Mihai Christodorescu, Johannes Kinder, Somesh Jha, Stefan Katzenbeisser, and Helmut Veith. Malware normalization. Technical report, University of Wisconsin-Madison Department of Computer Sciences, 2005.
 - [21] Qinghua Zhang and Douglas S Reeves. Metaaware: Identifying metamorphic malware. In *Twenty-Third Annual Computer Security Applications Conference (ACSAC 2007)*, pages 411–420. IEEE, 2007.

- [22] T. Lee and J.J. Mody. Behavioral classification. In *Proceedings of the European Institute for Computer Antivirus Research Conference (EICAR'06)*, 2006.
- [23] Mingshen Sun, Xiaolei Li, John CS Lui, Richard TB Ma, and Zhenkai Liang. Monet: a user-oriented behavior-based malware variants detection system for android. *IEEE Transactions on Information Forensics and Security*, 12(5):1103–1112, 2016.
- [24] J Zico Kolter and Marcus A Maloof. Learning to detect and classify malicious executables in the wild. *Journal of Machine Learning Research*, 7(Dec):2721–2744, 2006.
- [25] Konrad Rieck, Thorsten Holz, Carsten Willems, Patrick Düssel, and Pavel Laskov. Learning and classification of malware behavior. In *International Conference on Detection of Intrusions and Malware, and Vulnerability Assessment*, pages 108–125. Springer, 2008.
- [26] Igor Santos, Felix Brezo, Javier Nieves, Yoseba K Peña, Borja Sanz, Carlos Laorden, and Pablo G Bringas. Idea: Opcode-sequence-based malware detection. In *International Symposium on Engineering Secure Software and Systems*, pages 35–43. Springer, 2010.
- [27] Gerardo Canfora, Andrea De Lorenzo, Eric Medvet, Francesco Mercaldo, and Corrado Aaron Visaggio. Effectiveness of opcode ngrams for detection of multi family android malware. In *2015 10th International Conference on Availability, Reliability and Security*, pages 333–340. IEEE, 2015.
- [28] Marcos Sebastián, Richard Rivera, Platon Kotzias, and Juan Caballero. Avclass: A tool for massive malware labeling. In *International Symposium on Research in Attacks, Intrusions, and Defenses*, pages 230–253. Springer, 2016.
- [29] Karel Bartos, Michal Sofka, and Vojtech Franc. Optimized invariant representation of network traffic for detecting unseen malware variants. In *25th {USENIX} Security Symposium ({USENIX} Security 16)*, pages 807–822, 2016.
- [30] Yu Feng, Osbert Bastani, Ruben Martins, Isil Dillig, and Saswat Anand. Automated synthesis of semantic malware signatures using maximum satisfiability. *arXiv preprint arXiv:1608.06254*, 2016.
- [31] Roberto Jordaney, Kumar Sharad, Santanu K Dash, Zhi Wang, Davide Papini, Iliia Nouretdinov, and Lorenzo Cavallaro. Transcend: Detecting concept drift in malware classification models. In *26th {USENIX} Security Symposium ({USENIX} Security 17)*, pages 625–642, 2017.
- [32] Sebastian Banescu, Christian Collberg, and Alexander Pretschner. Predicting the resilience of obfuscated code against symbolic execution attacks via machine learning. In *26th {USENIX} Security Symposium ({USENIX} Security 17)*, pages 661–678, 2017.
- [33] Matthew G Schultz, Eleazar Eskin, F Zadok, and Salvatore J Stolfo. Data mining methods for detection of new malicious executables. In *Proceedings 2001 IEEE Symposium on Security and Privacy. S&P 2001*, pages 38–49. IEEE, 2000.
- [34] Jean Bergeron, Mourad Debbabi, Jules Desharnais, Mourad M Erhioi, Yvan Lavoie, Nadia Tawbi, et al. Static detection of malicious code in executable programs. *Int. J. of Req. Eng.*, 2001(184-189):79, 2001.
- [35] Bob Cmelik and David Keppel. Shade: A fast instruction-set simulator for execution profiling. In *Fast simulation of computer architectures*, pages 5–46. Springer, 1995.
- [36] Thomas E Dube. Metamorphism as a software protection for non-malicious code. Technical report, AIR FORCE INST OF TECH WRIGHT-PATTERSON AFB OH SCHOOL OF ENGINEERING AND RESEARCH, 2006.
- [37] Andy Bissett and Geraldine Shipton. Some human dimensions of computer virus creation and infection. *International Journal of Human-Computer Studies*, 52(5):899–913, 2000.
- [38] Yuichiro Kanzaki, Akito Monden, Masahide Nakamura, and Ken-ichi Matsumoto. Exploiting self-modification mechanism for program protection. In *Proceedings 27th Annual International Computer Software and Applications Conference. COMPAC 2003*, pages 170–179. IEEE, 2003.
- [39] Andreas Moser, Christopher Kruegel, and Engin Kirda. Limits of static analysis for malware detection. In *Twenty-Third Annual Computer Security Applications Conference (ACSAC 2007)*, pages 421–430. IEEE, 2007.
- [40] Tianqi Chen and Carlos Guestrin. Xgboost: A scalable tree boosting system. In *Proceedings of the 22nd acm sigkdd international conference on knowledge discovery and data mining*, pages 785–794. ACM, 2016.
- [41] Guolin Ke, Qi Meng, Thomas Finley, Taifeng Wang, Wei Chen, Weidong Ma, Qiwei Ye, and Tie-Yan Liu. Lightgbm: A highly efficient gradient boosting decision tree. In *Advances in Neural Information Processing Systems*, pages 3146–3154, 2017.
- [42] Zhuo Chen, Fu Jiang, Yijun Cheng, Xin Gu, Weirong Liu, and Jun Peng. Xgboost classifier for ddos attack detection and analysis in sdn-based cloud. In *2018 IEEE International Conference on Big Data and Smart Computing (BigComp)*, pages 251–256. IEEE, 2018.

- [43] Sukhpreet Dhaliwal, Abdullah-Al Nahid, and Robert Abbas. Effective intrusion detection system using xgboost. *Information*, 9(7):149, 2018.
- [44] Elena-Adriana Minastireanu and Gabriela Mesnita. Light gbm machine learning algorithm to online click fraud detection. *J. Inform. Assur. Cybersecur*, 2019, 2019.
- [45] Shaoqing Ren, Kaiming He, Ross Girshick, and Jian Sun. Faster r-cnn: Towards real-time object detection with region proposal networks. In *Advances in neural information processing systems*, pages 91–99, 2015.
- [46] Alex Krizhevsky, Ilya Sutskever, and Geoffrey E Hinton. Imagenet classification with deep convolutional neural networks. In *Advances in neural information processing systems*, pages 1097–1105, 2012.
- [47] Kyunghyun Cho, Bart Van Merriënboer, Caglar Gulcehre, Dzmitry Bahdanau, Fethi Bougares, Holger Schwenk, and Yoshua Bengio. Learning phrase representations using rnn encoder-decoder for statistical machine translation. *arXiv preprint arXiv:1406.1078*, 2014.
- [48] Nicolas Boulanger-Lewandowski, Yoshua Bengio, and Pascal Vincent. Audio chord recognition with recurrent neural networks. In *ISMIR*, pages 335–340. Citeseer, 2013.
- [49] BooJoong Kang, Suleiman Y Yerima, Kieran McLaughlin, and Sakir Sezer. N-opcode analysis for android malware classification and categorization. In *2016 International Conference On Cyber Security And Protection Of Digital Services (Cyber Security)*, pages 1–7. IEEE, 2016.
- [50] Jake Drew, Tyler Moore, and Michael Hahsler. Polymorphic malware detection using sequence classification methods. In *2016 IEEE Security and Privacy Workshops (SPW)*, pages 81–87. IEEE, 2016.
- [51] Yunan Zhang, Chenghao Rong, Qingjia Huang, Yang Wu, Zeming Yang, and Jianguo Jiang. Based on multi-features and clustering ensemble method for automatic malware categorization. In *2017 IEEE Trust-com/BigDataSE/ICSS*, pages 73–82. IEEE, 2017.
- [52] Rohit Babbar and Bernhard Schölkopf. Dismec: Distributed sparse machines for extreme multi-label classification. In *Proceedings of the Tenth ACM International Conference on Web Search and Data Mining*, pages 721–729. ACM, 2017.
- [53] Alexis Conneau, Holger Schwenk, Loïc Barrault, and Yann Lecun. Very deep convolutional networks for text classification. *arXiv preprint arXiv:1606.01781*, 2016.
- [54] Xiang Zhang, Junbo Zhao, and Yann LeCun. Character-level convolutional networks for text classification. In *Advances in neural information processing systems*, pages 649–657, 2015.
- [55] Mehadi Hassen and Philip K Chan. Scalable function call graph-based malware classification. In *Proceedings of the Seventh ACM on Conference on Data and Application Security and Privacy*, pages 239–248. ACM, 2017.
- [56] Hae-Jung Kim. Image-based malware classification using convolutional neural network. In *Advances in Computer Science and Ubiquitous Computing*, pages 1352–1357. Springer, 2017.
- [57] K He, X Zhang, S Ren, and J Sun. Deep residual learning for image recognition. *arxiv preprint arxiv: 1512.03385*. 2015.
- [58] Ying Zhao, George Karypis, and Usama Fayyad. Hierarchical clustering algorithms for document datasets. *Data mining and knowledge discovery*, 10(2):141–168, 2005.
- [59] Xiaojun Wang, Jianwu Yang, and Xiaou Chen. an improved k-means document clustering algorithm [j]. *Computer Engineering*, 29(2):102–104, 2003.
- [60] Hae-Sang Park and Chi-Hyuck Jun. A simple and fast algorithm for k-medoids clustering. *Expert systems with applications*, 36(2):3336–3341, 2009.
- [61] Martin Ester, Hans-Peter Kriegel, Jörg Sander, Xiaowei Xu, et al. A density-based algorithm for discovering clusters in large spatial databases with noise. In *Kdd*, volume 96, pages 226–231, 1996.
- [62] Alexander Hinneburg, Daniel A Keim, et al. An efficient approach to clustering in large multimedia databases with noise. In *KDD*, volume 98, pages 58–65, 1998.
- [63] Younghee Park, Douglas Reeves, Vikram Mulukutla, and Balaji Sundaravel. Fast malware classification by automated behavioral graph matching. In *Proceedings of the Sixth Annual Workshop on Cyber Security and Information Intelligence Research*, page 45. ACM, 2010.
- [64] Joris Kinable and Orestis Kostakis. Malware classification based on call graph clustering. *Journal in computer virology*, 7(4):233–245, 2011.
- [65] J Zico Kolter and Marcus A Maloof. Learning to detect and classify malicious executables in the wild. *Journal of Machine Learning Research*, 7(Dec):2721–2744, 2006.

- [66] Xin Hu, Tzi-cker Chiueh, and Kang G Shin. Large-scale malware indexing using function-call graphs. In *Proceedings of the 16th ACM conference on Computer and communications security*, pages 611–620. ACM, 2009.
- [67] Geoffrey E Hinton and Ruslan R Salakhutdinov. Reducing the dimensionality of data with neural networks. *science*, 313(5786):504–507, 2006.
- [68] Juan Ramos et al. Using tf-idf to determine word relevance in document queries. In *Proceedings of the first instructional conference on machine learning*, volume 242, pages 133–142. Piscataway, NJ, 2003.
- [69] Jey Han Lau and Timothy Baldwin. An empirical evaluation of doc2vec with practical insights into document embedding generation. *arXiv preprint arXiv:1607.05368*, 2016.
- [70] Roy De Maesschalck, Delphine Jouan-Rimbaud, and Désiré L Massart. The mahalanobis distance. *Chemometrics and intelligent laboratory systems*, 50(1):1–18, 2000.
- [71] Hieu V Nguyen and Li Bai. Cosine similarity metric learning for face verification. In *Asian conference on computer vision*, pages 709–720. Springer, 2010.
- [72] Olaf Ronneberger, Philipp Fischer, and Thomas Brox. U-net: Convolutional networks for biomedical image segmentation. In *International Conference on Medical image computing and computer-assisted intervention*, pages 234–241. Springer, 2015.
- [73] Ian Goodfellow, Jean Pouget-Abadie, Mehdi Mirza, Bing Xu, David Warde-Farley, Sherjil Ozair, Aaron Courville, and Yoshua Bengio. Generative adversarial nets. In *Advances in neural information processing systems*, pages 2672–2680, 2014.
- [74] John Nash. Non-cooperative games. *Annals of mathematics*, pages 286–295, 1951.
- [75] Yizhe Zhang, Zhe Gan, Kai Fan, Zhi Chen, Ricardo Henao, Dinghan Shen, and Lawrence Carin. Adversarial feature matching for text generation. In *Proceedings of the 34th International Conference on Machine Learning-Volume 70*, pages 4006–4015. JMLR. org, 2017.
- [76] Matt J Kusner and José Miguel Hernández-Lobato. Gans for sequences of discrete elements with the gumbel-softmax distribution. *arXiv preprint arXiv:1611.04051*, 2016.
- [77] Chris J Maddison, Andriy Mnih, and Yee Whye Teh. The concrete distribution: A continuous relaxation of discrete random variables. *arXiv preprint arXiv:1611.00712*, 2016.
- [78] Yizhe Zhang, Zhe Gan, and Lawrence Carin. Generating text via adversarial training. In *NIPS workshop on Adversarial Training*, volume 21, 2016.
- [79] Lantao Yu, Weinan Zhang, Jun Wang, and Yong Yu. Seqgan: Sequence generative adversarial nets with policy gradient. In *Thirty-First AAAI Conference on Artificial Intelligence*, 2017.
- [80] William Fedus, Ian Goodfellow, and Andrew M Dai. Maskgan: better text generation via filling in the_. *arXiv preprint arXiv:1801.07736*, 2018.
- [81] Jiaxian Guo, Sidi Lu, Han Cai, Weinan Zhang, Yong Yu, and Jun Wang. Long text generation via adversarial training with leaked information. In *Thirty-Second AAAI Conference on Artificial Intelligence*, 2018.
- [82] Alexander Sasha Vezhnevets, Simon Osindero, Tom Schaul, Nicolas Heess, Max Jaderberg, David Silver, and Koray Kavukcuoglu. Feudal networks for hierarchical reinforcement learning. In *Proceedings of the 34th International Conference on Machine Learning-Volume 70*, pages 3540–3549. JMLR. org, 2017.
- [83] Martin Arjovsky, Soumith Chintala, and Léon Bottou. Wasserstein generative adversarial networks. In *International conference on machine learning*, pages 214–223, 2017.
- [84] Mehdi Mirza and Simon Osindero. Conditional generative adversarial nets. *arXiv preprint arXiv:1411.1784*, 2014.
- [85] Xi Chen, Yan Duan, Rein Houthoofd, John Schulman, Ilya Sutskever, and Pieter Abbeel. Infogan: Interpretable representation learning by information maximizing generative adversarial nets. In *Advances in neural information processing systems*, pages 2172–2180, 2016.
- [86] Alec Radford, Luke Metz, and Soumith Chintala. Unsupervised representation learning with deep convolutional generative adversarial networks. *arXiv preprint arXiv:1511.06434*, 2015.
- [87] Emily L Denton, Soumith Chintala, Rob Fergus, et al. Deep generative image models using aŕij laplacian pyramid of adversarial networks. In *Advances in neural information processing systems*, pages 1486–1494, 2015.
- [88] Han Zhang, Tao Xu, Hongsheng Li, Shaoting Zhang, Xiaogang Wang, Xiao lei Huang, and Dimitris N Metaxas. Stackgan: Text to photo-realistic image synthesis with stacked generative adversarial networks. In *Proceedings of the IEEE International Conference on Computer Vision*, pages 5907–5915, 2017.

- [89] Ishaan Gulrajani, Faruk Ahmed, Martin Arjovsky, Vincent Dumoulin, and Aaron C Courville. Improved training of wasserstein gans. In *Advances in neural information processing systems*, pages 5767–5777, 2017.
- [90] Michael W Berry, Zlatko Drmac, and Elizabeth R Jessup. Matrices, vector spaces, and information retrieval. *SIAM review*, 41(2):335–362, 1999.
- [91] Kishore Papineni, Salim Roukos, Todd Ward, and Wei-Jing Zhu. Bleu: a method for automatic evaluation of machine translation. In *Proceedings of the 40th annual meeting on association for computational linguistics*, pages 311–318. Association for Computational Linguistics, 2002.
- [92] A Figalli. Optimal transport. old and new.[book review]. *Bull. Amer. Math. Soc*, 2009.
- [93] Solomon Kullback and Richard A Leibler. On information and sufficiency. *The annals of mathematical statistics*, 22(1):79–86, 1951.
- [94] Jianhua Lin. Divergence measures based on the shannon entropy. *IEEE Transactions on Information theory*, 37(1):145–151, 1991.