

# Physics in the information age: qualitative methods (with examples from quantum mechanics).

V. G. Karpov\* and Maria Patmiou†

*Department of Physics and Astronomy, University of Toledo, Toledo, OH 43606, USA*

(Dated: June 23, 2022)

The traditional pedagogical paradigm in physics is based on a deductive approach. However, with the recent advances in information technology, we are facing a dramatic increase in the amount of readily available information; hence, the ability to memorize the material and provide rigorous derivations lacks significance. Our success in navigating the current “sea” of information depends increasingly on our skills in pattern recognition and prompt qualitative analysis. Inductive learning (using examples and intuition-based) is most suitable for the development of such skills. This needed change in our pedagogical paradigm remains yet to be addressed in physics curricula. We propose that incorporating inductive elements in teaching -by infusing qualitative methods - will better prepare us to deal with the new information landscape. These methods bring the learning experience closer to the realities of active research. As an example, we are presenting a compendium for teaching qualitative methods in quantum mechanics, a traditionally non-intuitive subject.

## I. INTRODUCTION

The traditional teaching approach in physics is deductive. After ascertaining that the necessary mathematical background has been acquired, the students are given a set of observations and principles to be used as a template in the future scientific adventures. The deductive approach is typical of the major physics textbooks and syllabi, and many instructors would agree that it is most economical and convincing in presenting the content of physical sciences. Its underlying principles constitute a necessary part of a physicist’s toolkit.

Inductive methods that would include heuristic arguments, guesswork and approximations are not taught as part of a regular physics curriculum. At the same time, it has long been known<sup>1,2</sup> and described in various forms (e.g. “The mind is not a vessel to be filled, but a fire to be kindled.” Plutarch), that the dominance of inductive learning in scientific explorations matches our brain functionality. Indeed, as more and more evidenced from the modern understanding of brain, that functionality is based on the processes of pattern recognition and neural network training<sup>3,4</sup>.

In reality, students usually become aware of inductive reasoning after they graduate, from the horses mouth through their research, guided by experienced colleagues who -in turn- have been taught by their advisers. That way of learning underlies the existence of scientific schools of thought, per se, where junior participants can see how it is done in real-life physics, practice similar approaches, and develop a unique intuition based on properly built neural networks. (As one of many examples, N. Bohr created a school of thought with the concerted effort of many who joined his seminar and adopted his thinking in the Institute of Theoretical Physics in Copenhagen; famous scientific schools include those by L. Landau, L. Euler, and many others).

The ongoing IT revolution has accentuated the lack of scientific “intuition” by making a tremendous amount of information available to us at an instant (through various

networks and databases) while challenging the mind to recognize its rendered patterns. In particular, recent AI developments address the problem of pattern recognition in massive databases. And yet that necessity is insufficiently addressed in the typical physics curricula. The current teaching methods that continue the tradition of deductive learning need to be augmented so as to better prepare students to deal with such challenges<sup>5</sup>.

## II. QUALITATIVE METHODS

Along the lines of inductive learning in general and in physics in particular, the practicalities of inductive learning are significantly based on multiple examples (‘patterns’) analyzed by various qualitative methods. While approximate, these methods remain rigorous (we need not to confuse rigor with exactness). They are fast and intuitive enough to allow efficient pattern recognition, thus leading to the proper development of individual neural networks. That in turn, greatly facilitates the processes of recognition, classification and prediction.

It is not easy to answer the question of why qualitative methods are not represented in regular physics curricula<sup>6–10</sup>. (Another significant puzzling absentee from our curricula is Hydrodynamics, a field that is based on qualitative arguments more than any other subject in physics.) A list of possible factors includes: i)historical details of the physics curricula development; ii)lack of relevant textbooks and expertise (very few textbooks on qualitative methods have been published as of now<sup>11–15</sup>); iii)underestimation of the importance of qualitative methods; iv)lack of interest in writing the corresponding textbooks (for example, the outstanding textbook by A. B. Migdal<sup>15</sup> targets mostly professionals capable of understanding high enough level of presentation).

The qualitative or semi-quantitative back of envelope calculations are quite impressive for laymen due to their deceptive simplicity; it is less known that mastering

such techniques requires special training and professional guidance. Furthermore, it requires a rather deep understanding of the subject matter, that allows one to neglect multiple features as insignificant and thus reduce the problem to its most simple representation.

Moving towards the substantive part of this paper, we note that multiple examples of qualitative methods are well known in various subject areas, such as the physics of fluids, statistical physics, the theory of disordered systems, etc. where exact solutions are impossible or useless. An important lesson, learned from that multitude of applications, is that the order-of-magnitude approach provides results that are generally good to the accuracy of insignificant numerical factors, such as, say, 0.7, or 2.1, etc., as compared to the exact results (when available)<sup>16</sup>. In the meantime, it is more intuitive, fast and economical, and avoids unnecessary mathematical complications.

In qualitative method examples, the equality sign = can be replaced with the ‘equal in-the-order-of magnitude’ sign “ $\sim$ ”, meaning ‘to the accuracy of a numerical factor’. For example, the area of a circle of diameter  $d$  is estimated as  $A \sim d^2$ , instead of the exact  $A = \pi d^2/4$ , different by a numerical factor of  $\pi/4 \approx 0.75$ . Below, we will compare, at some points, the ‘order-of-magnitude’ and exact results.

In addition, the ‘order-of-magnitude’ analyses often use intuitive estimates for derivatives and integrals, such as  $\partial y/\partial x \sim \Delta y/\Delta x$  and  $\int_a^{a+\Delta x} y(x)dx \sim y(a)\Delta x$  where  $\Delta y$  and  $\Delta x$  are the intervals for variables  $x$  and  $y$ . These approximations generate additional numerical uncertainties. For example, assuming  $y = x^2$ , the latter estimates yield,  $\partial y/\partial x \sim x^2/x = x$  and  $\int_0^x y dx \sim yx = x^3$ , missing the numerical factors of 2 and 1/3 respectively, which are insignificant in the sense that they are not affecting the orders of magnitude.

The observed insignificance of numerical factors has found a commonly shared conceptual explanation (folklore attributed to Einstein): since numerical uncertainties at different steps in complex processes are mutually independent, they tend to cancel each other similarly to random displacements in a diffusion process (i. e. ‘errors propagate by diffusion’). For example, the coefficients of 2 and 1/3 in the above cases, can combined as 2/3, which is even closer to unity. There are very few known exceptions where such cancelation does not take place. This amazing observation is fully consistent with the fact that the laws of physics typically do not include any significant numerical multipliers when written in a ‘natural’, way, e.g. in Gaussian units (as opposed to SI where such multipliers are enforced).

Quantum mechanics (QM) is a subject particularly suited for the application of qualitative methods because of the lack of corresponding “everyday experiences” (we cannot visualize wavefunctions or operators). What follows is a number of examples of how qualitative results can be derived without copious mathematical work, but nevertheless reflect the basic principles taught in both college and graduate level quantum mechanics courses.

These examples represent a compendium of “tricks of the trade”, methods used by many practicing physicists. Emphasis is now given on the development of -among others- qualitative understanding, simplified models, and order-of-magnitude estimates. The material below is aimed at a level lower than that of the famous Migdal’s textbook<sup>15</sup> and is accessible to a variety of college and grad students in science and engineering.

### III. DIMENSIONAL ESTIMATES IN QM

#### A. Dimensions of physical quantities

Dimensional estimates are based on combining essential physical quantities to form expressions having the right dimensions<sup>17–20</sup>. This is more systematically achieved when the dimensions of both the underlying and estimated quantities are expressed in terms of *elemental* dimensions first introduced by the Gaussian system of units; these are: length  $[L]$ , mass  $[M]$ , and time  $[T]$ .

The reasoning behind dimensional analysis is that - while not very often emphasized in college physics- the simple truth is that however complex a phenomenon that we study may be, *all* we can measure, is one of the above quantities (by reading scales, or measuring voltmeter needle rotations, or time lapsed). A related consideration is that our human design is such that we perceive and act through the eyes of classical mechanics, with our senses tuned to velocities, weights, forces, times, and their various combinations (it was natural then that classical mechanics turned out to be historically the first part of physics developed).

Many quantum problems involve electric interactions. Therefore, we will start our dimensional analysis with a law that is the cornerstone of electricity, Coulomb’s law<sup>21,22</sup>, which establishes the *force* (mechanical quantity) between two charges at certain distance  $r$ . (We will write this law -as well as the subsequent material in this article- using the Gaussian (or cgs, with c=centimeter, g= gram, and s = second) system of units. While the SI system is more widespread, the cgs remains more suitable for making transparent the essence of the relationships between physical quantities<sup>23,24</sup>). Coulomb’s law in the cgs system takes the form:

$$F = \frac{Q_1 Q_2}{r^2} \quad (1)$$

The law does not only make a quantitative statement, but also introduces the dimensions of the electric charge in a most natural way, based on the previously known dimensions of the mechanical quantities  $F$  and  $r$ . The law can be mechanically verified by the following thought experiment (Fig. 1): An initially charged (e.g. by rubbing) insulating sphere is put in physical contact with another such sphere that is neutral. Since the two spheres are identical, the charge will be redistributed equally between them (Fig. 1, top). This consideration does not

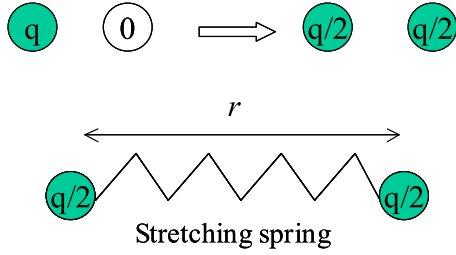


FIG. 1. A possible verification of Coulomb's law.

require any knowledge at all of what charge is; it is based solely on symmetry. The result is that we have two identically charged spheres, whose charges are  $q/2$  regardless of what  $q$  is. As the spheres are attached to the ends of an elastic spring, they will repel each other, thus stretching the spring (Fig. 1, bottom). The string elongation can be translated into force  $F$ . We can use other uncharged identical spheres, which by coming in contact with the previous charges will cause further charge fractionation:  $q/2 \rightarrow q/4 \rightarrow q/8$ , etc. (We note parenthetically that Coulomb used not an elastic but a torsion meter for measuring forces, but we would not like to get into these technical details.) Consequently, we can change the sphere with different charges without any knowledge of what the physical origin of charge is. The aforementioned procedure provides a recipe for *mechanically* verifying the force, the charge, and the  $r$  dependencies in the Coulomb law.

As written in terms of dimensions, the Coulomb law yields:

$$[Q] = [M]^{1/2}[L]^{3/2}[T]^{-1}$$

which connects the 'mysterious' dimensions of charge to known mechanical dimensions.

As another example, let us consider Plank's constant: its dimensions can be based on the knowledge that its product with frequency,  $h\nu$  represents energy. The dimensions of the latter are easily derived from the kinetic energy  $E = mv^2/2$ , i. e.

$$[E] = [M][v]^2 = [M][L]^2[T]^{-2}.$$

Taking into account  $[\nu] = [T]^{-1}$  yields

$$[h] = [\hbar] = [M][L]^2[T]^{-1}.$$

With the above in mind one can estimate the characteristic electron velocity  $v_e$  in an atom. We start with the hydrogen atom and assume (hoping to verify later) that  $v_e$  is well below the speed of light, making the latter irrelevant. The relevant quantities at hand remain  $\hbar$ , the electron charge  $e$ , and the electron mass  $m_e$ . Their general combination  $\hbar^\delta e^\beta m_e^\gamma$  must have the dimensions of  $[v]$ , which yields

$$[M]^\delta [L]^{2\delta} [T]^{-\delta} [M]^{\beta/2} [L]^{3\beta/2} [T]^{-\beta} M^\gamma = [L]^1 [T]^{-1}.$$

Setting equal the corresponding exponents on the left and right sides yields,

$$\delta + \beta/2 + \gamma = 0, \quad 2\delta + 3\beta/2 = 1, \quad -\delta - \beta = -1.$$

From here, we get  $\delta = -1$ ,  $\beta = 2$ ,  $\gamma = 0$ , i. e.

$$v_e \sim \frac{e^2}{\hbar}.$$

If we divide the characteristic velocity of the electron by the speed of light (in vacuum), we obtain the dimensionless parameter  $\alpha$  (fine structure parameter) which is given by:

$$\alpha = \frac{e^2}{\hbar c} \approx \frac{1}{137} \quad (2)$$

The fine structure parameter describes relativistic effects in quantum mechanics, which is the reason that it naturally appears in a number of specific problems.

Similarly, based on just dimensionality, the characteristic atomic radius can be estimated as:

$$a_0 \sim \frac{\hbar^2}{m_e e^2} \quad (3)$$

which can be used as an exercise for the students. Multiplying the latter by the fine structure constant  $\alpha$ , we obtain the Compton length  $L_c = \hbar/m_e c$ , which equals the wavelength of a photon whose energy is  $m_e c^2$ . The Compton length will be discussed again later in this manuscript.

For the calculation of the characteristic energy of the electron, we can either follow the above procedure or use a shortcut:

$$E \sim m v_e^2 \sim \frac{m_e e^4}{\hbar^2}.$$

The above dimensional estimates alone do not show any dependency upon the quantum number  $n$ . However it can be readily restored by noting that  $n$  always appears in combination with  $\hbar$  according the De Broglie quantization law (illustrated below in Sec. B), and therefore can be accounted for by the substitution  $\hbar \rightarrow n\hbar$ . Also, for more complex atoms with numbers  $Z > 1$ , the  $Z$  modification is achieved by noting that the attraction between the nucleus charge  $Ze$  and the electron is described by  $Ze^2$ , and therefore we can substitute  $Ze^2$  instead of  $e^2$  in the above equations.

As another example of dimensional analysis we can consider a particle of mass  $m$  in a quartic potential well  $U = Cx^4$ , where  $C$  is a constant. We can first find the dimensions of  $C$ , i. e.

$$[C] = [E]/[L]^4 = [M][L]^{-2}[T]^{-2}.$$

and then consider a combination  $\hbar^\delta C^\beta m^\gamma$  that can be written as

$$[M]^\delta [L]^{2\delta} [T]^{-\delta} [M]^\beta [L]^{-2\beta} [T]^{-2\beta} M^\gamma = [M][L]^2 [T]^{-2}$$

where the right hand side represents units of energy. Using the previous reasoning, equating dimensions and using  $n\hbar$  instead of  $\hbar$  leads to the result

$$E_n \sim n^{4/3} \left( \frac{\hbar^4 C}{m^2} \right)^{1/3}.$$

The energy spectrum for a particle in a magnetic field can also be derived from dimensional analysis. An interesting feature is that not all possible combinations of relevant parameters should be explored. Indeed, the Lorentz force on a particle of charge  $e$  in magnetic field  $B$ , in the Gaussian system, is given by,

$$\mathbf{F} = \frac{e}{c} \mathbf{v} \times \mathbf{B}, \quad \text{i.e.} \quad F \sim \frac{e}{c} v B. \quad (4)$$

We observe that the quantities  $e$ ,  $B$  and  $c$  appear together as the combination  $eB/c$ .

In terms of dimensions,

$$\frac{[e][B]}{[c]} = \frac{[F]}{[v]} = \frac{[M][L][T]}{[T]^2[L]} = \frac{[M]}{[T]}.$$

Therefore

$$\left[ \frac{eB/c}{M} \right] = \frac{1}{[T]} = [\omega].$$

Since  $E = \hbar\omega$ , we expect the energy to be of the form:  $E \sim \hbar(eB)/(cm)$ . According to our observations in the Dimensional Analysis section, we can restore the value of the principal quantum number  $n$ , such that

$$E_n \sim n\hbar \frac{eB}{cm}. \quad (5)$$

That is the famous spectrum of Landau levels observed for electrons in a magnetic field.

### B. Using dimensions in differential equations

In certain cases, dimensional arguments can help us analyze differential equations. We will start by writing the Schrödinger equation for a harmonic oscillator:

$$-\frac{\hbar^2}{2m} \frac{d^2\Psi}{dx^2} + \frac{kx^2}{2} \Psi = E\Psi \quad (6)$$

We now introduce the dimensionless quantities  $\tilde{x}$  and  $\tilde{E}$  such that

$$x = l\tilde{x}, \quad E = \epsilon\tilde{E}$$

Eq. (6) will now become:

$$-\frac{\hbar^2}{2m} \frac{1}{l^2} \frac{d^2\Psi}{d\tilde{x}^2} + \frac{kl^2\tilde{x}^2}{2} \Psi = \epsilon\tilde{E}\Psi \quad (7)$$

Since  $l$  and  $\epsilon$  remain yet undefined, one can set

$$\frac{\hbar^2}{2m} \frac{1}{l^2} = \frac{kl^2\tilde{x}^2}{2} = \epsilon, \quad (8)$$

after which all the quantities involved cancel out in Eq. (7) leading to a dimensionless form,

$$\frac{d^2\Psi}{d\tilde{x}^2} + \tilde{x}^2\Psi = \tilde{E}\Psi. \quad (9)$$

Since the latter does not have any parameters or numerical coefficients, it is natural to consider its independent variable in the range of  $\tilde{x} \sim 1$ , in which case its solutions will have the form of eigenfunctions and eigenvalues of the order of unity, not of interest in qualitative analysis. The only relevant information is obtained from solving Eq. (8),

$$l^2 = \sqrt{\frac{\hbar^2}{mk}}, \quad \epsilon = \frac{k}{2} \sqrt{\frac{\hbar^2}{mk}} \sim \hbar\omega, \quad (10)$$

where  $\omega = \sqrt{k/m}$  is the classical frequency of a harmonic oscillator. Eq. (10) presents known expressions for the localization length and quantum energy of a harmonic oscillator. Note that the above introduced replacement of  $\hbar \rightarrow n\hbar$  enables us to even obtain the equidistant spectrum  $n\hbar\omega$  for a harmonic oscillator.

Similarly, the Schrödinger equation for the hydrogen atom,

$$-\frac{\hbar^2}{2m} \nabla^2 \Psi - \frac{e^2}{r} \Psi = E\Psi \quad (11)$$

can be reduced to a dimensionless form.

Making the substitutions

$$r = l\tilde{r}, \quad E = \epsilon\tilde{E}$$

and equating:

$$\frac{\hbar^2}{2m_e} \frac{1}{l^2} = \frac{e^2}{r} = \epsilon \quad (12)$$

yields the dimensionless equation:

$$-\tilde{\nabla}^2 \Psi - \frac{1}{\tilde{r}} \Psi = \tilde{E}\Psi, \quad (13)$$

Solving this equation will result in some numerical factors of the order of unity, which are of no interest here. In the meantime, solving Eq. (12) leads to the known parameters of the hydrogen atom,

$$l = a_0 = \frac{\hbar^2}{m_e e^2}, \quad E = \frac{m_e e^4}{\hbar^2}. \quad (14)$$

Once more, using  $n\hbar$  instead of  $\hbar$  reproduces the hydrogen spectrum.

Equations other than Schrödinger's can be treated in a similar way. Consider, for example, the heat flow (or diffusion) equation,

$$\frac{\partial \eta}{\partial t} = \kappa \nabla^2 \eta \quad (15)$$

where  $\eta$  is a function of coordinates and time and  $\kappa$  is the diffusivity. Making the substitutions :

$$r = R\tilde{r} \quad , \quad t = T\tilde{t}$$

we obtain the dimensionless equation:

$$\frac{1}{T} \frac{\partial \eta}{\partial \tilde{t}} = \frac{\kappa}{R^2} \tilde{\nabla}^2 \eta \quad (16)$$

where

$$R = \sqrt{\kappa T} \quad (17)$$

The latter is the well-known relation between the diffusion distance and time.

It can be used as an exercise to the students to show that using dimensions with the wave equation,  $\partial^2 f / \partial t^2 = v^2 \nabla^2 f$  leads to the relation  $R = vt$  between the coordinate  $R$  and time  $t$ .

We end this section by pointing at a somewhat different way of using dimensions with differential equations. This is a way that utilizes the dimensionality of differential operators (or integral operators when needed) in the same approximative manner that we already mentioned in section II. In particular, we can approximate:

$$\frac{d}{dx} \sim \frac{1}{x}, \quad \frac{d^2}{dx^2} \sim \frac{1}{x^2}, \quad \nabla^2 \sim \frac{1}{r^2}. \quad (18)$$

In this case  $x$  and  $r$  should be understood as characteristic lengths. For example, equation (6) becomes:

$$-\frac{\hbar^2}{2m} \frac{1}{x^2} + \frac{kx^2}{2} = E.$$

Setting all the terms approximately equal to one another, we once more obtain Eq. (10).

Using the approximations:  $\partial \eta / \partial t \sim \eta / t$  and  $\nabla^2 \eta \sim \eta / r^2$  in the diffusion Eq. (15) renders Eq. (17). Similar substitutions in the Schrödinger equation for the hydrogen atom (eq. (11)) yields relations (14).

#### IV. DE BROGLIE QUANTUM MECHANICS

De Broglie postulated that every material particle can behave as a wave with its corresponding wavelength being

$$\lambda = \frac{h}{p} \quad (19)$$

where  $h$  is Planck's constant and  $p = mv$  is the particle's momentum. It has become apparent since then that his approach to quantum mechanics is tantamount to the geometrical optics theory of light. A more quantitative approach accounting for the wave nature of objects should use the wave equation that takes the form of the Schrödinger equation in quantum mechanics. However, the De Broglie approach -arrogantly disdained in the standard physics curricula- remains as useful for practicing researchers as that of geometrical optics.

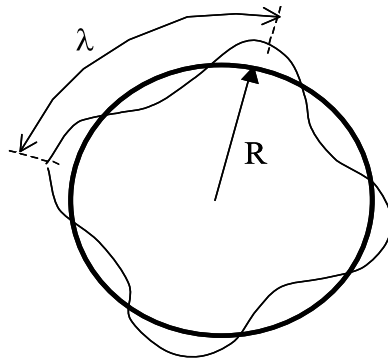


FIG. 2. A stationary wave of length  $\lambda$  set along a closed circle trajectory for a particular case  $n = 4$ .

#### A. De Broglie quantization

Treating a stationary state of a particle as a wave leads directly to the concept of standing particle-waves<sup>25</sup>. The standing wave condition is that there must be an integral number of wavelengths set along any closed trajectory. We can use the aforementioned logic to derive a number of interesting conclusions.

##### 1. Rigid rotator

Let us consider a particle of mass  $M$  that moves in a closed circular trajectory of radius  $R$  (Fig. 2). Using the stationary wave condition

$$2\pi R = nh/p \quad (20)$$

where  $n = 1, 2, 3, \dots$  is an integer and the fact that its energy is of kinetic nature,  $E = Mv^2/2 = p^2/2M$  yields

$$E = E_n \equiv n^2 \frac{1}{8\pi^2} \frac{\hbar^2}{MR^2} \equiv n^2 \frac{\hbar^2}{2MR^2}, n = 1, 2, 3, \dots \quad (21)$$

This result shows that the energy is quantized:  $E_n = n^2 E_1$ , well known from standard quantum mechanical treatments<sup>26</sup>.

As a practical implementation of the rigid rotator model we consider molecular rotations, in which case  $R$  is of the order of molecular length, i. e. the atomic (Bohr's) radius,  $R \sim \hbar^2 / me^2 \sim 1 \text{ \AA}$  where  $m_e$  and  $e$  are the electron mass and charge respectively, and  $M$  is the atomic mass of the atom (which is approximately equal to the mass of the nucleus). Taking into account the expression for the characteristic atomic energy,  $E_a \sim me^4 / \hbar^2 \sim 10 \text{ eV}$  the result in Eq. (21) can be presented in the form

$$E_n \sim n^2 \frac{m_e}{M} E_a$$

with the famous adiabatic factor  $m_e/M$  reflecting how the molecular dynamics are slower than the electronic

ones. Assuming  $m_e/M \sim 10^{-4}$  (as a rough guide estimate) yields  $E_1 \sim 10^{-3}$  eV, which is the characteristic scale of energy quantization in molecular rotations.

We note in passing that the characteristic energy is represented by the combination of the parameters  $\hbar^2/MR^2$ , the only one having the dimension of energy, a result that can also be established from dimensional analysis (cf. Sec. A).

## 2. The hydrogen atom

Referring again to Fig. 2, we assume that the electron in a hydrogen atom is bound by the Coulomb potential, e. g. its energy is

$$E = -\frac{e^2}{r} + \frac{p^2}{2m_e}$$

By adding the quantization condition of Eq. (20), it is straightforward to derive the well known energy spectrum  $E_n = -m_e e^4 / 2\hbar^2 n^2$ , as well as the earlier noted results for the velocity and radius of its orbits, which can be also used as an exercise for the student.

## 3. Particle in a one-dimensional potential box

Let us consider a particle of mass  $m$  moving in one dimension between two walls separated by distance  $L$ . In this case, the closed trajectory corresponds to the particle moving back and forth in a length  $2L$ . Therefore the standing wave condition takes the form (Fig. 3)

$$2L = n\frac{h}{p}, \quad n = 1, 2, 3, \dots$$

The energy equation yields

$$E_n = \frac{p^2}{2m} = n^2 \frac{\pi^2}{8} \frac{\hbar^2}{mL^2}. \quad (22)$$

The same result follows by solving the Schrodinger equation. If the localization length  $\ell$  is of atomic size, ( $L \sim \hbar^2/me^2 \sim 1$  Å), then the characteristic energy  $E_1 \sim 10$  eV is of the atomic energy scale as well.

For macroscopic motion, for example that of an electron localized in a metal cube of linear dimension  $L = 1$  cm, the energy scale is lower by 16 orders of magnitude,  $E_1 \sim 10^{-15}$  eV, so that quantization becomes immaterial and can be neglected.

## 4. Particle in a magnetic field

It is well known from classical mechanics that a particle of charge  $e$  and mass  $m$  moving at a speed  $v$  in a perpendicular magnetic field of induction  $B$  will exercise circular motion with the *cyclotron* angular velocity

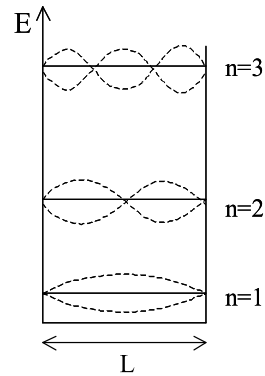


FIG. 3. Quantized energy spectrum and corresponding De Broglie waves in a potential box for  $n = 1, 2, 3$ .

$\omega_c = eB/mc$  (in Gaussian units). Taking into account the De Broglie quantization, an integral number of standing waves should be set along the trajectory length  $2\pi R$ . We can also use Newton's second law for a particle under the Lorentz force and the kinetic energy equation:

$$n\frac{h}{mv} = 2\pi r, \quad \frac{e}{c}vB = m\frac{v^2}{R}, \quad E = \frac{mv^2}{2}. \quad (23)$$

It can be left as an exercise for the student to prove that these equations predict the equidistant discrete energy spectrum of Landau levels given in Eq. (5) above.

## 5. Harmonic oscillator

We are now considering a mass  $m$  attached to a spring of elasticity  $k$  with potential energy  $U(x) = kx^2/2$  (Fig. 4). From classical mechanics, it exercises harmonic vibrations with frequency

$$\omega = \sqrt{k/m}.$$

In its quantum description it also results in the energy quanta  $\hbar\omega$ , a result that will be derived next using the De Broglie quantization.

Considering the oscillator's turning points, its trajectory length is  $L_{osc} = 4x_E$  where  $x_E = \sqrt{2E/k}$  as defined by the condition  $E = U(x)$ . The quantization recipe takes the form:

$$4\sqrt{\frac{2E}{k}} = n\frac{h}{mv}.$$

In this situation, the velocity is a function of the coordinate  $x$  as given by the equation  $v = \sqrt{2T/m} = \sqrt{2[E - U(x)]/m}$ . In the order of magnitude, we can however neglect this difficulty and simply eliminate  $U(x)$  from the expression, hence approximating  $v = \sqrt{2E/m}$ . Substituting the latter into the quantization condition

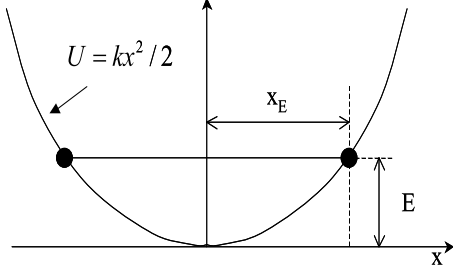


FIG. 4. Potential energy and turning points of a harmonic oscillator.

yields:

$$E = n \frac{h}{8} \omega = n \frac{\pi}{4} \hbar \omega, \quad (24)$$

which is very close to  $n\hbar\omega$ .

Note that the correct answer takes considerably more mathematical effort (beyond the De Broglie approach) and returns the energy quantum  $E = \hbar\omega$  that is by  $\approx 25\%$  higher than that in Eq. (24), not a very high price to pay for the incredible simplification provided by the above analysis. A related prediction of zero point energy will be discussed in Sec. IV C 2 below.

One important lesson learned from our harmonic oscillator example is that one can be adventurous enough to neglect the exact form of potential energy by approximating it in our calculations as a constant (within certain limits). This approach will be further illustrated below (Sec. IV A 6).

As an interesting qualitative application of the harmonic oscillator, we can approximate an atom as a uniformly charged sphere where the negatively charged electron oscillates under the influence of the Coulomb force (the ‘gel’ model). The average positive charge density  $\rho$  is given by  $\rho \sim e/a_0^3$ , where  $a_0$  is the atomic radius. The corresponding potential energy at distance  $r$  from the center is estimated as  $\rho e r^2$ . Expressing the latter in the form  $kr^2$  gives:

$$k = \frac{e^2}{a_0^3}.$$

If we substitute our result in the formula for the harmonic oscillator energy, we obtain

$$\hbar\omega = \sqrt{\frac{k}{m_e}} = \sqrt{\frac{\hbar^2}{m_e a_0^2} \frac{e^2}{a_0}},$$

which is the geometrical average of the electron kinetic energy  $\hbar^2/m_e a_0^2$  [cf. Eq. (22)] and the Coulomb potential energy  $e^2/a_0$ . At this point we can introduce a useful example of “guessing”: whenever we deal with unknown kinetic and potential energies, it is reasonable to assume that they are comparable in absolute value (we can check

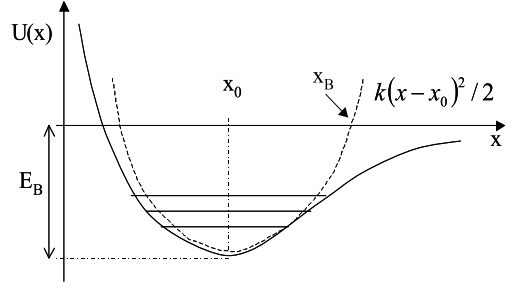


FIG. 5. Potential energy and its harmonic approximation (dashed) for a two-atomic molecule.

that for the aforementioned examples of the hydrogen atom or harmonic oscillator). Applying the latter ‘rule of thumb’ gives  $\hbar^2/m_e a_0^2 \sim e^2/a_0$  which allows us to derive,

$$\hbar\omega \sim \frac{m_e e^4}{\hbar^2},$$

in agreement with previous equations.

We will consider next another useful application of the harmonic oscillator: molecular vibrations. Shown in Fig. 5 is the familiar general shape of the potential energy in a 2-atomic molecule having an equilibrium interatomic distance  $x_0$ . The molecular binding energy  $E_B$  is of the order of the characteristic energy of the electrons moving back and forth between the two atoms and binding them together. In a very rough approximation we can estimate  $E_B \sim \hbar^2/m_e x_0^2$ . The spring constant describing the molecule in the harmonic approximation (parabola in Fig. 5) can be estimated from the observation that the molecule has to be stretched considerably to overcome the bonding energy and break into individual atoms. This means that in the harmonic approximation the breaking point  $x_B$  can be defined such that  $k(x_B - x_0)^2/2 = E_B$  where  $x_B - x_0 \sim x_0$ , which gives  $k \sim E_B/x_0^2$ . The vibrational quantum energy corresponding to the atomic mass  $M$  is estimated as:

$$\hbar\omega \sim \hbar \sqrt{\frac{E_B}{M x_0^2}} = E_B \sqrt{\frac{m_e}{M}}. \quad (25)$$

We note again the presence of the ubiquitous adiabatic factor  $m_e/M \ll 1$ , but this time under the square root, as opposed to the case of molecular rotations. As a result, we arrive at the following hierarchy between the characteristic energies of molecular rotations, vibrations, and the electron energy  $E_{el} \sim E_B$ :

$$E_{rotation} \sim \sqrt{\frac{m_e}{M}} E_{vibration} \sim \frac{m_e}{M} E_{el}, \quad (26)$$

which can be also proven rigorously. The result illustrates the rather complex structure of the universally observed molecular energy spectra graphically sketched in Fig. 6.




FIG. 6. The complex nature of molecular energy spectra containing the hierarchy of electron, vibrational and rotational spectra (not to scale).

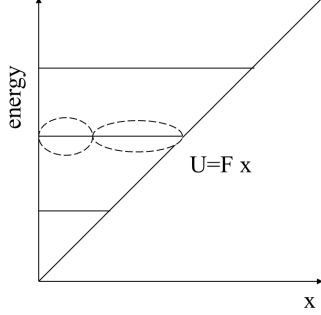


FIG. 7. The potential energy of electrons attracted to an impenetrable surface (vertical line). Horizontal lines represent several energy levels of electrons, the dashed lines represent a standing De Broglie wave.

#### 6. Quantization in a triangular well

This example is important because of its multiple practical applications in modern electronic devices, where the electrons are attracted to an impenetrable surface by a uniform electric field as illustrated in Fig. 7. Using the same reasoning as in the previous example, we find the turning points  $x = 0$  and  $x = E/F$  by assuming that the potential energy is of the form  $U = Fx$ . The trajectory length becomes  $2E/F$ . We then use the De Broglie quantization condition and approximate  $U = 0$  when  $0 < x < E/F$ , i. e.

$$\frac{nh}{mv} = 2\frac{E}{F}, \quad E = \frac{mv^2}{2}. \quad (27)$$

Solving the latter for energy and neglecting numerical multipliers yields the spectrum

$$E_n \sim \left( \frac{F^2 \hbar^2 n^2}{m} \right)^{1/3}. \quad (28)$$

A more exact analysis<sup>27</sup> ends up with Airy functions that provide analytical solutions in the case of large enough quantum numbers ( $n \gg 1$ ) and can be obtained from our Eq. (28) by replacing

$$n^{2/3} \rightarrow [(3\pi/4)(n - 1/4)]^{2/3},$$

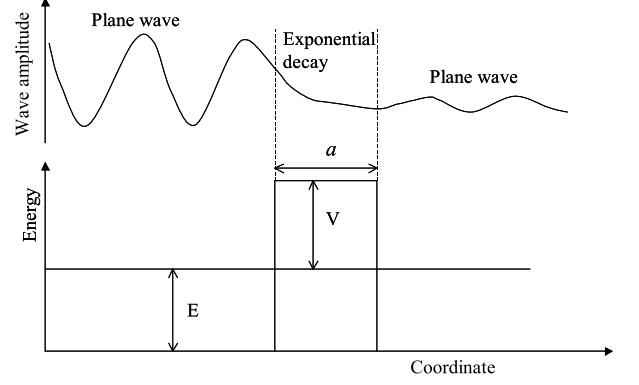


FIG. 8. Tunneling of a particle with energy  $E$  incident on a potential barrier of height  $V + E$ . The barrier region is classically forbidden.

which is indeed an insignificant correction.

As a straightforward exercise, the result in Eq. (28) can be obtained from dimensional analysis along the lines of Sec. III.

#### B. De Broglie tunneling

For a particle of mass  $m$  incident on a potential barrier (as illustrated in Fig. 8), the De Broglie wave function is:

$$\psi = C \exp(ikx), \quad C = \text{const} \quad (29)$$

in the classically allowed regions to the left and to the right of the barrier. The wavefunction represents a plane wave with the wavenumber

$$k = i\sqrt{\frac{2m(U - E)}{\hbar^2}} = i\sqrt{\frac{2mV}{\hbar^2}}$$

where  $i = \sqrt{-1}$  and  $V$  is the barrier ‘cap’ above the particle energy. Substituting the latter in the expression for the De Broglie wave in Eq. (29) results in the exponentially decaying function

$$\psi = C \exp\left(-\sqrt{\frac{2mV}{\hbar^2}}x\right) \equiv C \exp\left(-\frac{x}{l}\right), \quad \lambda = \frac{\hbar}{\sqrt{2mV}}.$$

This decay is illustrated in Fig. 8; note that the characteristic decay length  $\lambda$  is a direct relative to the De Broglie wavelength corresponding to the imaginary momentum of a particle with kinetic energy  $V$ .

The above exponential decay results in an exponentially small amplitude for the transmitted wave. The corresponding wavefunctions are:

$$\psi = C_1 \exp(ikx) \text{ for the incident wave,}$$



$\psi = C_2 \exp(ikx)$  for the transmitted wave,  
and

$$\frac{C_2}{C_1} = \exp\left(-\frac{a}{\lambda}\right)$$

with  $a$  being the barrier width.

Considering the analogy to EM waves, the observed quantity is characterized not as the wave's amplitude, but rather as the square of the amplitude. Correspondingly, the square of the above ratio will describe the probability of tunneling,

$$P = \exp\left(-\frac{2a}{\lambda}\right) = \exp\left(-2a\sqrt{\frac{2mV}{\hbar^2}}\right). \quad (30)$$

### 1. Coin tunneling through a wall

The following example will deal with intentionally classical objects. Let us consider a  $\sim 1$  g mass dime trying to tunnel through a  $\sim 1$  cm thick wall. We shall see that the probability of such tunneling is so small that it can be altogether neglected.

In our example, the barrier length is given as  $a \sim 1$  cm, but we need to yet estimate the tunneling length. We will utilize the interpretation that the barrier will have to do work in order to increase the particle's energy above the barrier, which is tantamount to the work of increasing the spacing of the wall atoms enough to allow the dime in. Such a process requires breaking the molecular bonds so as to make a necessary opening of volume  $\Omega \sim 1 \text{ cm}^3$ . Breaking  $\sim 10^{14}$  molecular bonds in the surface enveloping such a volume requires an energy of  $\sim 10^{14}$  eV, assuming binding an energy of  $\sim 1$  eV per molecule. Hence,  $V \sim 10^{14} \text{ eV} \sim 100 \text{ erg}$ . Substituting this into the expression for the tunneling length gives

$$\lambda \sim \frac{10^{-27}}{\sqrt{100}} \sim 10^{-28} \text{ cm}.$$

The corresponding tunneling probability,  $P \sim \exp(-10^{28})$  is small beyond our imagination and can be neglected.

### 2. Electron tunneling in diatomic molecules

A double-potential well (Fig. 9) can be used to represent atoms in diatomic molecules that are separated by a potential barrier which an electron can overcome by tunneling. In this case, the typical parameters are of the atomic scale,  $a \sim 2 - 3 \text{ \AA}$  and  $V \sim 1 \text{ eV}$ . The corresponding tunneling length,

$$\hbar/\sqrt{m_e V} \sim 10^{-27}/3\sqrt{10^{-27}10^{-12}} \sim 3 \cdot 10^{-8} \text{ cm}$$

is comparable to the molecular size. Hence, the probability of tunneling  $P \sim \exp(-2a/l)$  is not very small,

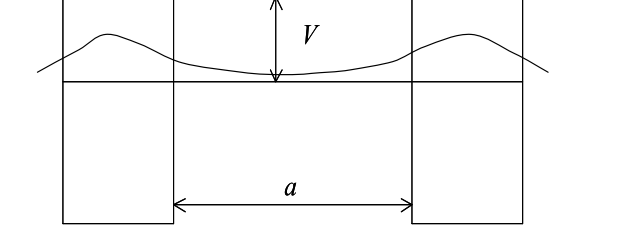


FIG. 9. Double-well potential representing atomic potentials in diatomic molecules and an electron (ground) wave function equally distributed between them.

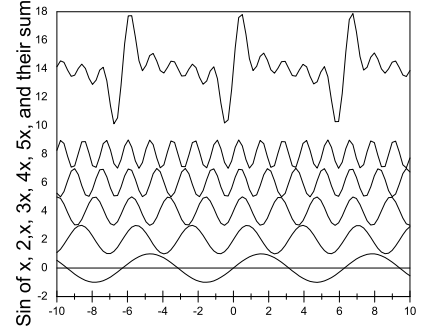


FIG. 10. Wavelets obtained by superposition of five trigonometric functions with the same weights.

i.e.  $P \sim 0.3 - 0.1$ , and the electron moves between the two atoms quite frequently thereby binding them into a molecule.

### C. The uncertainty principle

De Broglie waves can be used to describe a localized entity (wavelet) that will represent a particle at a more intuitive level. This can be achieved by adding many plane waves, and results in amplifications and cancellations in space as illustrated in Fig. 10. While mathematically this is treated through Fourier analysis, we are hereby proposing a more intuitive approach<sup>28</sup>.

Let us consider a sum of cosine functions, where the wave number changes from  $k$  to  $k + \Delta k$  such that,

$$\int_k^{k+\Delta k} \cos(kx) \frac{dk}{\Delta k} = \frac{\sin(x\Delta k/2)}{x\Delta k/2} \cos[(k + \Delta k/2)x].$$

We observe that all the participating plane waves cancel each other when  $x\Delta k = 2\pi$ . The next point of cancellation,  $x + \Delta x$  happens when  $(x + \Delta x)\Delta k = 4\pi$ . From Fig.

10 we can define the width  $\Delta x$  of the wavelet:

$$\begin{aligned} 4\pi &= (k + \Delta k)(x + \Delta x) - k(x + \Delta x) = x\Delta k + \Delta x\Delta k \\ &= 2\pi + \Delta x\Delta k \end{aligned}$$

therefore,

$$\Delta x\Delta k = 2\pi.$$

We can interpret the above point of mutual cancellations as the wavelet boundaries or the boundaries of the minimum interval of particle localization. Considering several wavelets would increase the particle dimensions, therefore we can replace the  $=$  sign in the latter equation with  $\gtrsim$ . Finally, using the De Broglie wavelength equation and ignoring the factor of  $2\pi$ , we can now rewrite the result as

$$\Delta x\Delta p \gtrsim \hbar. \quad (31)$$

In the following applications we will use its ‘truncated’ version,  $\Delta x\Delta p \sim \hbar$ .

### 1. Kinetic energy of a localized particle

Consider a particle localized in a region of linear size  $l$ , which we now interpret as the uncertainty in the particle’s coordinate. Correspondingly, the uncertainty in its momentum is  $\Delta p \sim \hbar/l$ . Since the momentum cannot be less than its uncertainty, we use the latter as the momentum estimate,  $p \sim \hbar/l$ . The kinetic energy becomes

$$E = \frac{p^2}{2m} \sim \frac{\hbar^2}{ml^2}, \quad (32)$$

consistent with the earlier result in Eq. (22). That is fully consistent with our previous estimates in Sec. III A and IV A 3.

Our result can be proven useful in many applications. For example, if we are given the characteristic nuclear radius of  $l \sim 10^{-13}$  cm and the binding energy of  $U \sim 10$  MeV, is it possible for an electron to be part of a nucleus? The answer is ‘No’, because the kinetic energy of such a strongly localized electron,

$$E \sim \hbar^2/ml^2 \sim 10^{-54}/10^{-27}10^{-26}\text{erg} \sim 10^{11}\text{eV}$$

greatly exceeds the depth  $U \sim 10^7$  eV of the available potential well (estimated as a typical binding energy in a nucleus). Hence, the latter cannot accommodate an electron: electrons cannot be a part of atomic nuclei.

### 2. Zero point vibrations

Let us consider the sum of the potential and kinetic energies of a harmonic oscillator,

$$E(x) = U + K = \frac{kx^2}{2} + \frac{\hbar^2}{2mx^2}$$

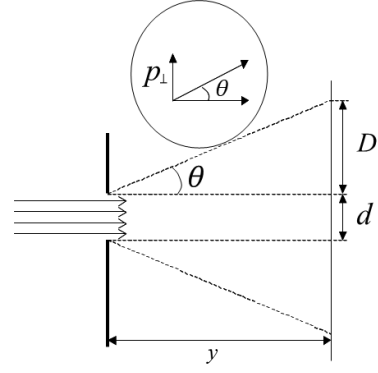


FIG. 11. Diffraction of particles passing through a slit where  $d$  is the geometrical size of the slit and  $D$  is the characteristic diffraction pattern size. Shown in the inset is the vector of the particle’s momentum illustrating its perpendicular component.

(where we keep the factor of 2 in the kinetic energy to make the terms arithmetically similar). The kinetic term ( $\propto 1/x^2$ ) does not let the particle decrease its potential energy to the minimum value of 0 at  $x = 0$ . Furthermore, there is an optimum value

$$x_0 = \left( \frac{\hbar^2}{mk} \right)^{1/4} = \frac{\hbar}{\sqrt{m\hbar\omega}}$$

obtained by the minimization of  $E(x)$  through  $dE/dx = 0$  and compromising between the opposite trends of the kinetic and potential energy terms; note that  $x_0$  is now represented by the familiar De Broglie wavelength. Substituting  $x_0$  back into  $E(x)$  gives the minimum energy

$$E_{\min} = \hbar\omega.$$

This minimum energy estimated to within the accuracy of a numerical coefficient corresponds to the  $n = 0$  term in the exact expression  $E = \hbar\omega(n + 1/2)$  for the energy of a harmonic oscillator.

### 3. Diffraction of particles

Let us consider a beam of particles<sup>28</sup> of momentum  $p$  that passes through a slit of diameter  $d$  and is registered by a screen at distance  $y$  (Fig. 11). While passing through the slit, each particle’s coordinate is defined to the accuracy of  $d$ , which, according to the uncertainty principle, predicts the uncertainty in its perpendicular momentum component  $\Delta p_{\perp} \sim \hbar/d$ . Considering that the momentum cannot be smaller than its uncertainty, the latter will also serve as an estimate for the particle’s perpendicular momentum, therefore the angle  $\theta$  characterizing the particle’s deflection can be estimated as

$$\theta \sim \frac{p_{\perp}}{p} \sim \frac{\hbar}{pd} \sim \frac{\lambda}{d}$$

where  $\lambda$  is the particle's De Broglie wavelength. Note that this result is remarkably similar to the wave theory's classical result for the diffraction angle of light from a slit.

From the latter expression, the diffraction pattern size is estimated as  $D \sim \theta y$ , so that the total size of the light spot is

$$d + 2D \sim d + y \frac{\lambda}{d}.$$

The expression has a minimum at  $d = \sqrt{y\lambda}$ . For the case of smaller  $d$  the diffraction makes the spot larger, while for larger  $d$ , it is the geometrical image that makes the spot larger.

#### 4. Conductance quantum

We recall that conductance is a quantity reciprocal of electric resistance. Quantized conductance occurs in ballistic conductors where the electron mean free path is much larger than the length of the system, so the electrons traverse it without collisions. Here we point at a qualitative derivation of quantized conductance conceptually close to that in Wikipedia<sup>29</sup>.

The electric current due to one electron is presented as  $I = e/t$  where  $t \sim a/v$  is the electron travel time,  $v$  is the electron velocity, and  $a$  is the system length. Corresponding to the latter is the momentum uncertainty  $\Delta p \sim \hbar/a$ , and the energy uncertainty  $\Delta E = \Delta(p^2/2m) = v\Delta p$ . Combining these equations yields  $I \sim q\Delta E/\hbar$ . We now allow the electron to change its energy by  $\Delta E$  and interpret that change as related to the electric potential difference across the system,  $\Delta E = eV$ . As a result,  $I = (e^2/\hbar)V$  takes the form of the Ohm's law with the quantum conductance  $e^2/\hbar$ . The latter is close to the correct result  $2e^2/h$ .

## V. OTHER QUALITATIVE ESTIMATES IN QUANTUM MECHANICS

### A. Spin-orbit interaction

Classical electrodynamics tells us that moving particles generate a magnetic field, therefore, our electron can be also seen as a course of a magnetic field. (We can remind ourselves of a circular coil which carries current; the current generates a magnetic field in the direction shown in Fig. 12).

We also know that a circular coil can be assigned a magnetic moment  $\mu \sim (AI)/c$ , where  $A$  is the area of the coil,  $I$  the current that it carries and  $c$  is the speed of light. In the same manner, the electron can also be assigned a magnetic moment  $\mu$ . The area  $A$  is now:  $A \sim r^2$  and the current  $I = e/T$ , where  $e$  and  $T$  are the electron's charge and period. Therefore:

$$\mu \sim \frac{r^2 e}{cT}. \quad (33)$$

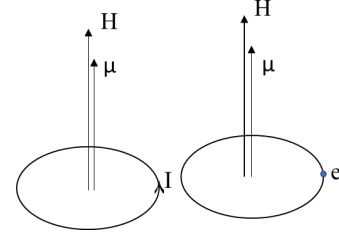


FIG. 12. Magnetic field and magnetic moment of a coil carrying current  $I$ . Magnetic field and magnetic moment of an electron  $e$ .

Using  $v = r/T$  and the definition of angular momentum  $\mathcal{L} = mvr$ , we have:

$$\mu \sim \frac{e}{m_e c} \mathcal{L}.$$

The proportionality constant is called the gyromagnetic ratio. The magnetic moment that we just discussed was due to the orbital motion of the electron. We can also assign an intrinsic spin angular momentum  $\mu_s \sim (e/m_e c)s$ , where  $s$  is the spin angular momentum. Knowing that the magnitude of spin can be  $\pm\hbar/2$ , we now have:

$$\mu_s \sim \frac{e\hbar}{m_e c} \quad (34)$$

(The quantity  $e\hbar/mc$  is known as the Bohr magneton).

Let us now calculate the magnetic field that this electron produces. We can write down the equation for the radius of an electron around a nucleus that has  $Z$  protons by using equation (3) and substituting  $Ze$  instead of  $Z$ , and  $n\hbar$  instead of  $\hbar$  as shown in section A:

$$r \sim \frac{n^2 \hbar^2}{m_e Z e^2}.$$

We also know that the magnetic field of a coil with radius  $r$  that carries current  $I$ , at the center of the loop is given by:  $H \sim I/r$ . In the case of the electron  $I = e/T$  and  $T = r/v$ . Combining the last four equations with the quantization of momentum give us:

$$H \sim \frac{e^7 Z^3 m_e^2}{c n^5 \hbar^5}. \quad (35)$$

If we multiply equations (34) and (35), and we also multiply our result by a factor of  $Z$  (so that we can obtain the spin-orbit energy for the entire atom) we conclude that:

$$H \cdot \mu_s \sim \frac{Z^4 m_e e^8}{n^5 \hbar^4 c^2} \quad (36)$$

Our result can be rewritten in terms of the fine structure constant  $\alpha = e^2/\hbar c = 1/137$  and the Rydberg constant  $Ry = m_e e^4/\hbar^2$ :

$$H \cdot \mu_s \sim \frac{Z^4}{n^5} \alpha^2 Ry. \quad (37)$$

We can see that we have obtained the same result that can be found in quantum mechanics textbooks, without the expense of extensive calculations. For example, Zettili (Eq. 9.74) derives the following result for the hydrogen atom:

$$\hat{H}_{so} = \frac{e^2}{2m_e^2 c^2} \frac{1}{r^3} \vec{S} \cdot \vec{L}. \quad (38)$$

Using Eq. (3) for the radius of the electron (with  $n\hbar$  instead of  $\hbar$ ),  $s \sim \hbar$  and  $\mathcal{L} \sim n\hbar$  gives us

$$\hat{H}_{so} \sim \frac{me^8}{n^5 c^2 \hbar^4} \quad (39)$$

which is consistent with Eq. (36). We also notice that Eq. (36) shows a  $Z^4$  dependence for the spin-orbit interaction energy. This result is valid for a hydrogenic atom without considering screening effects and has been experimentally verified for low  $Z$  atoms. For higher  $Z$  atoms, screening effects have to be considered and the spin-orbit interaction energy is proportional to  $Z^2$ <sup>30,31</sup>.

### B. Transition rates

Spontaneous emission occurs when -in the absence of radiation- an atom transitions to a lower state. We will use dimensional analysis to calculate the power emitted during spontaneous transitions, in a similar manner as the reference [20]. Since power is defined as energy per unit time, its dimensions are:

$$[P] = [E]/[T] = [e^2/L]/[T] = [e^2]/[L][T]$$

where  $e$  is the charge of an electron.

Knowing that the transition occurs by the emission of a photon by an electron traveling in a circular orbit, we expect that the transition will involve both the charge of the electron  $e$  and its acceleration  $w$  (if the particle was not accelerating, it would have been possible to find a different coordinate frame with respect to which the particle would have been at rest; therefore the relevant quantity for our analysis is the particle's acceleration and not its velocity) (Fig. 13).

Since the photon is traveling at the speed of light  $c$ , we also expect our final result to contain  $c$ . In this case:

$$[e^2/LT] = [w]^\nu [e]^\beta [c]^\gamma = [L/T^2]^\nu [e]^\beta [L/T]^\gamma.$$

Equating the dimensions,

$$-1 = \nu + \gamma, \quad 2 = \beta, \quad -1 = -2\nu - \gamma,$$

yields:

$$\nu = 2, \beta = 2, \gamma = -3, \quad \text{i.e.} \quad P \sim \frac{e^2 w^2}{c^3}$$

To the accuracy of a numerical coefficient  $2/3$ ,

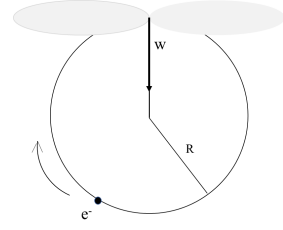


FIG. 13. The power radiated per solid angle by an accelerated charged particle is proportional to the angle  $\theta$ , which is the angle between the acceleration of the particle and the position vector of the observer:  $dP/d\Omega \sim q^2 w^2 \sin^2 \theta / c^3$ . This expression maximizes at  $\theta = \pm 90^\circ$  and produces the familiar figure  $\infty$  shape that we are accustomed to associate, for example, with the emission pattern of the antenna of a radio station.

this coincides with the Larmor formula in classical electrodynamics.<sup>32</sup>

If we assume that an electron is transitioning from a  $2p$  state to an  $1s$  state, then the total radiated power will be equal to the difference in the energy of the two states times the time of the transition  $\tau$ . We can conclude that the time of the transition is:

$$\tau^{-1} = \frac{P}{Ry} = \frac{e^2 w^2}{c^3} \cdot \frac{\hbar^2}{m_e e^4}$$

or

$$\tau^{-1} = \frac{e^{10}}{c^3} \frac{m_e}{\hbar^6} = \frac{m_e e^4}{\hbar^3} \left( \frac{e^2}{\hbar c} \right)^3. \quad (40)$$

To the accuracy of a numerical factor, our result is the same as the one derived rigorously<sup>33</sup>.

One conclusion common to Sections V A and V B is that while their subjects are traditionally considered intimately quantum, they can be well understood in the realm of classical physics when proper quantum parameters (energy levels, orbit radii, etc.) are used.

## VI. QUANTUM ELECTRODYNAMICS

The famous energy-momentum equation derived by Einstein:  $E^2 = (mc^2)^2 + (pc)^2$  was reinterpreted by Dirac as

$$E = \pm \sqrt{(mc^2)^2 + (pc)^2}. \quad (41)$$

Dirac suggested that the negative sign branch is *fully* occupied by negative energy particles (e. g. electrons) which however cannot contribute to any physical effects, since there is no room for them to move (all the states are already occupied; Fig. 14). If however, an electron with originally negative energy is transferred into the continuum of the 'conventional' positive energy branch, then it becomes a 'conventional' electron and can participate in many physical phenomena. In addition, the 'hole' left

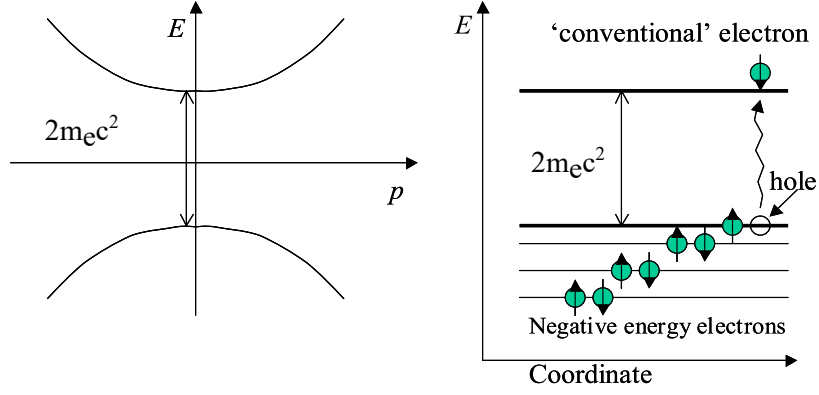


FIG. 14. The negative and positive branches of the dispersion Eq. (41) corresponding to the negative and positive electron energies (left) and the corresponding energy diagram in real space (right) where the hole corresponds to the effectively positive particle called positron.

in the background of negative energy electrons will behave as a *positively* charged quasiparticle which is called positron.

The above understanding has many implications when blended into quantum mechanics. That blend forms the subject of quantum electrodynamics, some aspects of which we consider next.

### A. Compton length

Our first step will reconcile the two ban particle-antiparticle structure with the uncertainty principle, which according to Eq. (32) predicts that the kinetic energy increases as the particle localization length decreases. In the order of magnitude, the minimum localization length is determined by the condition that the kinetic energy increase  $\hbar^2/m_e L^2$  becomes comparable to the gap width  $m_e c^2$  as illustrated in Fig. 15. The latter criterion yields the value

$$L_c = \frac{\hbar}{m_e c} \quad (42)$$

that is known as the Compton length.

Migdal<sup>15</sup> assumed that when the electric field strength  $F$  becomes high enough to increase the electron energy by  $m_e c^2$  across the distance  $L_c$  given by Eq. (42), then the vacuum state becomes unstable since the electrons with negative energies move to the upper band. His condition,  $eFL_c \sim m_e c^2$ , predicts the maximum field strength above which the vacuum breaks and the Maxwell equations are no longer applicable (because of electric charges generated by the breakdown). That field strength,

$$F \sim \frac{m_e^2 c^3}{e \hbar} \sim \frac{e^2}{(\hbar^2/m_e e^2)^2} \left( \frac{\hbar c}{e^2} \right)^3 = F_{at} \frac{1}{\alpha^3} \quad (43)$$

where  $F_{at} = e^2/a_0^2$  is the characteristic atomic electric field,  $a_0 = \hbar^2/m_e e^2$  is the characteristic (Bohr) radius,

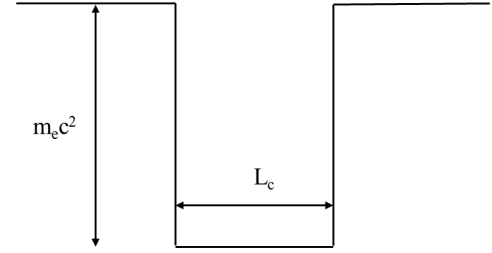


FIG. 15. Definition of the Compton length.

and  $\alpha \approx 1/137$  is the fine structure parameter. We conclude that classical electrodynamics remains adequate for electric fields below roughly a millionth of the atomic electric field strength.

While the above criterion  $eFL_c \sim m_e c^2$  appears intuitively conceivable, it leaves multiple questions unanswered, such as why the minimum localization length is used in this case, an issue that will be clarified in the next section.

### B. Breakdown by tunneling

One of the unanswered questions that was mentioned in the previous section is the violation of the classical electrodynamics' Maxwell equations due to spontaneous electron-positron pair generation in a strong enough electric field as illustrated in Fig. 16. The generated pairs are not accounted for in the Maxwell equations and will lead to effects beyond classical electrodynamics. Here, we will estimate the characteristic field strength above which this violation takes place.

The required estimate is based on the observation that the pair creation occurs through the tunneling under the barrier of characteristic height  $V = 2m_e c^2$  and width  $a = V/Fe$  where  $F$  is the electric field strength. The

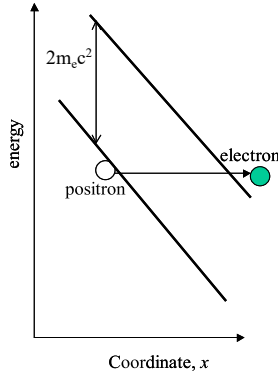


FIG. 16. Spontaneous electron-positron pair creation violating the classical electrodynamics Maxwell equations in strong electric field.

probability of tunneling is

$$P \sim \exp\left(-2a\sqrt{\frac{2m_e V}{\hbar^2}}\right) = \exp\left(-\frac{4m_e c^2}{Fe}\sqrt{\frac{2m_e^2 c^2}{\hbar^2}}\right).$$

The process of pair creation becomes important when  $P$  is not too small, i. e. the exponent in the latter equation is roughly of the order of the unity. The latter criterion leads directly to the estimate in Eq. (43).

In addition, from the above consideration, it is straightforward to derive that the tunneling length (horizontal arrow in Fig. 16) equals the Compton length from Eq. (42), which answers the question raised at the end of the previous section.

## VII. CONCLUSION

We have tried to present sequential examples that form certain patterns potentially recognizable from other problems -not addressed here- such as dimensions, quantization, tunneling, etc. The current information-overwhelming environment obligates us to hone our abil-

ities in pattern-recognition, since the available amount of facts and artifacts is increasing exponentially on a daily basis. We note however that the inclusion of qualitative methods is not meant as a complete substitute for a traditional, well-organized undergraduate or graduate QM class where mathematical derivations follow conceptual content.

The above set of examples appears accessible to college and grad students and can be blended indeed into the existing QM curricula. We have successfully used those examples teaching at both 4000 and 7000 level course and have observed higher enthusiasm towards both in-class and home assignments compared to the standard QM items. We attribute that positive feedback to an appreciation of a shorter learning curve provided by the qualitative methods along with their rendered inductive approach natural to our cognition. The injection of qualitative methods will arm not only students, but acting professionals as well, with the toolkit needed as they deal with the new realities.

Along with qualitative tools typical of other fields in physics, such as dimensional analyses and various approximations, a more specific aspect related to QM is the original ‘naive’ De Broglie approach typically neglected in the existing curricula in favor of the Schrodinger equation. That skew appears rather detrimental amounting to a hardly imaginable scenario of the geometrical optics neglected in favor of the wave analysis (note that the WKB approximation, while conceptually close to the De Broglie approach and included in the standard QM curricula, remains rather formal and mathematically involved). We hope that our examples in Sec. IV will offer enough motivation to present more of the De Broglie QM.

Multiple other topics related to qualitative methods in QM not addressed here could include the macroscopic quantum phenomena: superfluidity, superconductivity, and quantum Hall effect. They can perhaps better fit other possible compendia, such as the qualitative methods in condensed matter physics, to be presented elsewhere.

\* victor.karpov@utoledo.edu

† maria.patmiou@rockets.utoledo.edu

<sup>1</sup> National Research Council, *How People Learn: Brain, Mind, Experience, and School: Expanded Edition*. (The National Academies Press, Washington, DC, 2000), 172–188.

<sup>2</sup> National Research Council, *How Students Learn: History in the Classroom*. (The National Academies Press, Washington, DC, 2005), 15–16.

<sup>3</sup> Simon Haykin, *Neural Networks and Learning Machines*, 3rd edition (Pearson Education Inc., Upper Saddle River, 2008), p. 6–10.

<sup>4</sup> James Anderson, *An Introduction to Neural Networks*, 3rd edition (The MIT Press, Cambridge, 1995), p. 210–212.

<sup>5</sup> National Center for Education Statistics, <https://nces.ed.gov/blogs/nces/post/america-s-advanced-mathematics-and-physics-students-in-a-global-context>

<sup>6</sup> M.T.H. Chi, P.J. Feltovich, and R. Glaser, “Categorization and representation of physics problems by experts and novices,” *Cognitive Science* **5**, 121–152 (1981)

<sup>7</sup> W.J. Leonard, R.J. Dufresne, and J.P. Mestre, “Using qualitative problem-solving strategies to highlight the role of conceptual knowledge in solving problems,” *American Journal of Physics* **64**, 1495–1503 (1996)

<sup>8</sup> R.H. Romer, “Editorial: Wanted Qualitative Questions,” *American Journal of Physics* **64**, 844–855 (1996)

<sup>9</sup> U. HaberSchaim, “On qualitative problems,” *The Physics Teacher* **30**, p. 260 (1992)

- <sup>10</sup> D. Smith, "A qualitative approach to teaching capacitive circuits.," American Journal of Physics **81**, 389–396 (2013)
- <sup>11</sup> A.A. Martynyuk, *Qualitative Methods in Non-Linear Dynamics*(Markel Dekker, Inc., Basel, 2002).
- <sup>12</sup> P. Villaggio, *Qualitative Methods in Elasticity*(Noordhoff International Publishing, Leyden, 1977).
- <sup>13</sup> V.P.Krainov, *Qualitative Methods In Physical Kinetics And Hydrodynamics* (American Institute of Physics, New York, 1992).
- <sup>14</sup> F. Caconi, D. Colton, *Qualitative Methods in Inverse Scattering Theory* (Springer, Heidelberg, 2006)
- <sup>15</sup> A. B. Migdal, *Qualitative Methods in Quantum Theory*(Perseus Publishing, Cambridge,1977).
- <sup>16</sup> V. G. Karpov, "Understanding the movements of metal whiskers", J. Appl. Phys. **117**, 235303 1–11 (2015)
- <sup>17</sup> P.W. Bridgman *Dimensional Analysis*(Yale University Press, New Haven, 1965).
- <sup>18</sup> J.C. Gibbings *Dimensional Analysis* (Springer, London, 2011)
- <sup>19</sup> C. J. Gommès and T. Gilet, "Combining Dimensional Analysis with Educated Guessing.," American Institute of Chemical Engineers/CEP Feb. 2018, 49–54 (2018)
- <sup>20</sup> R. W. Robinett, "Dimensional analysis as the other language of physics.," American Journal of Physics **83**, 353–361 (2015)
- <sup>21</sup> A.A. Martinez, "Replication of Coulombs Torsion Balance Experiment.," Arch. Hist. Exact Sci. **60**, 517-563 (2006)
- <sup>22</sup> R. Williams, "June 1785: Coulomb Measures the Electric Force" APS News **25**(6), 2–3 2016
- <sup>23</sup> D.V. Sivukhin, *General Course of Physics* vol.3 2009 in Russian.
- <sup>24</sup> G. Littejohn, *Gaussian, SI and Other Systems of Units in Electromagnetic Theory*lecture notes. Available online at <<http://bohr.physics.berkeley.edu/classes/221/1819/221.html>>.
- <sup>25</sup> <https://opentextbc.ca/chemistry/chapter/6-3-development-of-quantum-theory/>
- <sup>26</sup> N. Zettili, *Quantum Mechanics*, 2nd edition (Wiley, West Sussex, 2009).
- <sup>27</sup> B. V. Van Zeghbroeck, *Principles of Semiconductor Devices and Heterojunctions*, Prentice Hall 2010.
- <sup>28</sup> E.H. Wichmann, *Quantum Physics* Berkeley physics courses volume *4* (Education Development Center, Newton, 1971).
- <sup>29</sup> [https://en.wikipedia.org/wiki/Conductance\\_quantum](https://en.wikipedia.org/wiki/Conductance_quantum)
- <sup>30</sup> K.V. Shavanas, Z.S. Popovic, and S. Satpathy, "Theoretical model for Rashba spin-orbit interaction in d electrons.," Phys. Review B **90**, 165108 (1996)
- <sup>31</sup> L. D. Landau, *Quantum Mechanics*, 2nd edition (Pergamon Press, Bristol, 1965).
- <sup>32</sup> J. D. Jackson, *Classical Electrodynamics*, 3rd edition (Wiley, New York, 1998).
- <sup>33</sup> E. Fermi, *Notes on Quantum Mechanics*, 2nd edition (The University of Chicago Press, Chicago, 1995).