

Bayesian analysis of $f(T)$ gravity using $f\sigma_8$ data

Fotios K. Anagnostopoulos,^{1,*} Spyros Basilakos,^{2,†} and Emmanuel N. Saridakis^{3,4,5,‡}

¹*Department of Physics, National & Kapodistrian University of Athens, Zografou Campus GR 157 73, Athens, Greece*

²*Academy of Athens, Research Center for Astronomy and Applied Mathematics, Soranou Efessiou 4, 11527, Athens, Greece*

³*Department of Physics, National Technical University of Athens, Zografou Campus GR 157 73, Athens, Greece*

⁴*Department of Astronomy, School of Physical Sciences,*

University of Science and Technology of China, Hefei 230026, P.R. China

⁵*Chongqing University of Posts & Telecommunications, Chongqing, 400065, P.R. China*

We use observational data from Supernovae (SNIa) Pantheon sample, from direct Hubble constant measurements with cosmic chronometers (CC), from the Cosmic Microwave Background shift parameter $\text{CMB}_{\text{shift}}$, and from redshift space distortion ($f\sigma_8$) measurements, in order to constrain $f(T)$ gravity. We do not follow the common γ parameterization within the semi-analytical approximation of the growth rate, in order to avoid model-dependent uncertainties. Up to our knowledge this is the first time that $f(T)$ gravity is analyzed within a Bayesian framework, and with background and perturbation behaviour considered jointly. We show that all three examined $f(T)$ models are able to describe adequately the $f\sigma_8$ data. Furthermore, applying the Akaike, Bayesian and Deviance Information Criteria, we conclude that all considered models are statistically equivalent, however the most efficient candidate is the exponential model, which additionally presents a small deviation from ΛCDM paradigm.

PACS numbers: 04.50.Kd, 98.80.-k, 95.36.+x, 98.80.Es

I. INTRODUCTION

The increasing collection of high accuracy data from cosmological observations, at both background and perturbation levels, as well as the existing theoretical arguments, led to an enhanced interest in investigating the possibility that the fundamental gravitational theory is not general relativity but a modified theory which accepts the latter as a low-energy limit [1, 2]. Amongst the various modified gravity constructions one may have torsional gravity (for a review see [3]), which arises from an extension of the Teleparallel Equivalent of General Relativity (TEGR) [4–7]. Hence, one can construct modifications such as $f(T)$ gravity [3, 8–39], $f(T, T_G)$ gravity [40, 41], scalar-torsion theories [42, 43], etc.

Perhaps the most crucial question in every modified gravity is the determination of the involved arbitrary function. Although some general features can be extracted through theoretical arguments, such as the existence of Noether symmetries, the absence of ghosts, the stability of perturbations, etc, the basic tool that one has is the confrontation with observations. In these lines, in the case of $f(T)$ gravity there has been a large amount of research towards this direction using solar system data [44–46], gravitational waves data [47–49], as well as cosmological ones [50–60].

Up to now, the confrontation with cosmological data used mainly expansion data, namely data related to the background evolution, such that Supernovae type Ia data

(SNIa), Cosmic Microwave Background (CMB) shift parameters, Baryonic Acoustic Oscillations (BAO), and Hubble data observations. Large scale structure data were also applied, nevertheless they were used under the imposition of specific growth-index parameterizations [52]. Hence, it would be interesting to investigate what would be the constraints on $f(T)$ gravity that arise from a Bayesian analysis using $f\sigma_8$ data in a model-independent way, namely without assuming any form for the growth index.

In the present work we perform such a general analysis, in order to extract the constraints on $f(T)$ gravity from $f\sigma_8$ data. As we see, we obtain better constraints comparing to all other data sets apart from CMB shift parameter. Nevertheless, the interesting novel feature is that although the previous observational confrontation showed that the power-law, $f_1\text{CDM}$, model was the most well-fit one, the current analysis shows that the exponential, $f_3\text{CDM}$, model is the one that is preferred.

The plan of the work is the following: In Section II we present $f(T)$ gravity and we provide the cosmological equations at both background and perturbation levels. In Section III we present the various datasets and the methodology that we use. Then, in Section IV we present the obtained results and the corresponding contour plots. Finally, Section V is devoted to the conclusions.

II. $f(T)$ GRAVITY AND COSMOLOGY

In this section we review the cosmological equations in the framework of $f(T)$ gravity. For its formulation one uses the vierbeins fields $\mathbf{e}_A(x^\mu)$ as dynamical variables, which at a manifold point x^μ form an orthonormal basis ($\mathbf{e}_A \cdot \mathbf{e}_B = \eta_{AB}$ with $\eta_{AB} = \text{diag}(1, -1, -1, -1)$). In a

*Electronic address: fotis-anagnostopoulos@hotmail.com

†Electronic address: svasil@academyofathens.gr

‡Electronic address: msaridak@phys.uoa.gr

coordinate basis they read as $e_A = e_A^\mu \partial_\mu$ and the metric is given by

$$g_{\mu\nu}(x) = \eta_{AB} e_\mu^A(x) e_\nu^B(x), \quad (1)$$

with Greek and Latin indices used for the coordinate and tangent space respectively. Concerning the connection one introduces the Weitzenböck one, namely $\overset{\mathbf{w}\lambda}{\Gamma}_{\nu\mu} \equiv e_A^\lambda \partial_\mu e_\nu^A$ [61], and thus the corresponding torsion tensor becomes

$$T_{\mu\nu}^\lambda \equiv \overset{\mathbf{w}\lambda}{\Gamma}_{\nu\mu} - \overset{\mathbf{w}\lambda}{\Gamma}_{\mu\nu} = e_A^\lambda (\partial_\mu e_\nu^A - \partial_\nu e_\mu^A). \quad (2)$$

The torsion tensor contains all the information of the gravitational field, and its contraction provides the torsion scalar

$$T \equiv \frac{1}{4} T^{\rho\mu\nu} T_{\rho\mu\nu} + \frac{1}{2} T^{\rho\mu\nu} T_{\nu\mu\rho} - T_{\rho\mu}{}^\rho T^{\nu\mu}{}_\nu, \quad (3)$$

which forms the Lagrangian of teleparallel gravity (in similar lines to the fact that the Ricci scalar forms the Lagrangian of general relativity). Variation of the teleparallel action in terms of the vierbeins gives the same equations with general relativity, and thus the constructed theory was named teleparallel equivalent of general relativity (TEGR).

One can use TEGR as the starting point of gravitational modifications. The simplest direction is to generalize T to a function $T + f(T)$ in the action, namely [3]

$$I = \frac{1}{16\pi G} \int d^4x e [T + f(T) + L_m], \quad (4)$$

with $e = \det(e_\mu^A) = \sqrt{-g}$, G the gravitational constant (we set the light speed to 1 for simplicity), and where we have also included the total matter Lagrangian L_m for completeness. Varying the above action we extract the field equations:

$$\begin{aligned} e^{-1} \partial_\mu (e e_A^\rho S_\rho^{\mu\nu}) [1 + f_T] + e_A^\rho S_\rho^{\mu\nu} \partial_\mu (T) f_{TT} \\ - [1 + f_T] e_A^\lambda T^\rho{}_{\mu\lambda} S_\rho{}^{\nu\mu} + \frac{1}{4} e_A^\nu [T + f(T)] \\ = 4\pi G e_A^\rho \overset{\text{em}}{T}{}_\rho{}^\nu, \end{aligned} \quad (5)$$

where we have defined $f_T \equiv \partial f / \partial T$, $f_{TT} \equiv \partial^2 f / \partial T^2$, and moreover $\overset{\text{em}}{T}{}_\rho{}^\nu$ stands for the total matter (i.e. baryonic and dark matter and radiation) energy-momentum tensor. Additionally, we have introduced the ‘‘superpotential’’ $S_\rho{}^{\mu\nu} \equiv \frac{1}{2} (K^{\mu\nu}{}_\rho + \delta_\rho^\mu T^{\alpha\nu}{}_\alpha - \delta_\rho^\nu T^{\alpha\mu}{}_\alpha)$, where $K^{\mu\nu}{}_\rho \equiv -\frac{1}{2} (T^{\mu\nu}{}_\rho - T^{\nu\mu}{}_\rho - T_\rho{}^{\mu\nu})$ is the contorsion tensor.

A. Background behavior

In order to proceed to the cosmological application of $f(T)$ gravity we impose the homogeneous and isotropic

flat Friedmann-Robertson-Walker (FRW) geometry

$$ds^2 = dt^2 - a^2(t) \delta_{ij} dx^i dx^j, \quad (6)$$

which corresponds to the vierbein choice $e_\mu^A = \text{diag}(1, a, a, a)$, with $a(t)$ the scale factor. Inserting this choice into (5) we extract the Friedmann equations for $f(T)$ cosmology as

$$H^2 = \frac{8\pi G}{3} (\rho_m + \rho_r) - \frac{f}{6} + \frac{T f_T}{3} \quad (7)$$

$$\dot{H} = -\frac{4\pi G (\rho_m + P_m + \rho_r + P_r)}{1 + f_T + 2T f_{TT}}, \quad (8)$$

where $H \equiv \dot{a}/a$ is the Hubble function and dots denote derivatives with respect to t . Moreover, in the above equations ρ_m , ρ_r and P_m , P_r are the energy densities and pressures of the matter and radiation sectors respectively, which are considered to constitute the total matter energy-momentum tensor. Finally, note that in FRW geometry the torsion scalar (3) becomes $T = -6H^2$, and such an interchanging relation between T and H^2 proves to be very helpful.

Observing the form of the first Friedmann equation (7) we deduce that we can define an effective dark energy sector with energy density and pressure respectively given by

$$\rho_{DE} \equiv \frac{3}{8\pi G} \left[-\frac{f}{6} + \frac{T f_T}{3} \right], \quad (9)$$

$$P_{DE} \equiv \frac{1}{16\pi G} \left[\frac{f - f_T T + 2T^2 f_{TT}}{1 + f_T + 2T f_{TT}} \right], \quad (10)$$

and thus its equation-of-state parameter becomes

$$w \equiv \frac{P_{DE}}{\rho_{DE}} = -\frac{f/T - f_T + 2T f_{TT}}{[1 + f_T + 2T f_{TT}] [f/T - 2f_T]}. \quad (11)$$

We mention that the cosmological equations close by considering the conservation equations of matter and radiation sectors:

$$\dot{\rho}_m + 3H(\rho_m + P_m) = 0 \quad (12)$$

$$\dot{\rho}_r + 3H(\rho_r + P_r) = 0, \quad (13)$$

which according to (7), (8) then imply the conservation of the effective dark-energy sector too, namely

$$\dot{\rho}_{DE} + 3H(\rho_{DE} + P_{DE}) = 0. \quad (14)$$

In order to elaborate the modified Friedmann equations, following [52, 58] we introduce

$$E^2(z) \equiv \frac{H^2(z)}{H_0^2} = \frac{T(z)}{T_0}, \quad (15)$$

where $T_0 \equiv -6H_0^2$, with H_0 the present value of the Hubble function (from now on the subscript ‘‘0’’ denotes the value of a quantity at present). Additionally, as the independent variable we use the redshift $z = \frac{a_0}{a} - 1$,

with a_0 the current scale factor set to one for simplicity. As usual, we consider the matter sector to be dust, namely $w_m \equiv P_m/\rho_m = 0$, and thus (12) implies that $\rho_m = \rho_{m0}(1+z)^3$, and similarly imposing for the radiation sector $w_r \equiv P_r/\rho_r = 1/3$ from (13) we obtain $\rho_r = \rho_{r0}(1+z)^4$. Hence, the Friedmann equation (7) can be expressed as

$$E^2(z, \mathbf{r}) = \Omega_{m0}(1+z)^3 + \Omega_{r0}(1+z)^4 + \Omega_{F0}y(z, \mathbf{r}), \quad (16)$$

where

$$y(z, \mathbf{r}) = \frac{1}{T_0\Omega_{F0}} [f - 2Tf_T]. \quad (17)$$

In these expressions we have introduced the density parameters $\Omega_i = \frac{8\pi G\rho_i}{3H^2}$, with Ω_{m0} , Ω_{r0} their present values, and we have defined

$$\Omega_{F0} = 1 - \Omega_{m0} - \Omega_{r0}. \quad (18)$$

Hence, the effect of $f(T)$ gravity at the background level is quantified by the function $y(z, \mathbf{r})$, normalized to unity at present time. This quantity depends on Ω_{m0} and Ω_{r0} , as well as on the free parameters r_1, r_2, \dots , assembled to the vector \mathbf{r} that a specific $f(T)$ model includes (the exact elements of the \mathbf{r} vector are defined later on). Finally, as expected, in the limit of Λ CDM cosmology, i.e. for $f(T) = \text{const.}$, the function $y(z, \mathbf{r})$ is just a constant.

B. Linear matter perturbations

In any cosmological model that does not include interactions in the dark sector, at sub-horizon scales and through matter epoch, the basic equation that determines the evolution of the matter perturbations in the linear regime is [62–68]

$$\ddot{\delta}_m + 2H\dot{\delta}_m = 4\pi G_{\text{eff}}\rho_m\delta_m, \quad (19)$$

where $\delta_m \equiv \delta\rho_m/\rho_m$ is the matter overdensity. In the above equation one introduces the effective Newton's constant $G_{\text{eff}}(a) = G_N Q(a)$, with G_N the gravitational constant appearing in the action of the theory, which reflects the information of the gravitational modification. In general $G_{\text{eff}}(a)$ is varying, and the specific form of $Q(a)$ is determined by the underlying gravitational theory. For general-relativity we have $G_{\text{eff}}(a) = G_N$ (i.e. $Q(a) = 1$) and thus (19) provides the usual evolution equation for matter over-density [69].

From the above discussion it becomes obvious that we can apply this general perturbation treatment in the case of $f(T)$ cosmology, as long as we know the form of $G_{\text{eff}}(a)$, or equivalently $Q(a)$, of $f(T)$ gravity. It is relatively easy to show that for $f(T)$ gravity [12, 52]

$$Q(a) = \frac{G_{\text{eff}}(a)}{G_N} = \frac{1}{1 + f_T}, \quad (20)$$

a relation that arises from the complete perturbation analysis [10]. Note that this expression is significantly simpler than the corresponding one of $f(R)$ gravity, since the latter includes a scale dependence.

Let us make a comment here, on the usual handling of perturbation growth in the literature. In order to confront the theoretical calculations with observations it is common practice to introduce the clustering growth rate as [69]

$$F(a) = \frac{d \ln \delta_m}{d \ln a} \simeq \Omega_m^\gamma(a), \quad (21)$$

where γ is the growth index. In the case of dark energy scenarios in the framework of general relativity, with constant equation-of-state parameter w , the growth index is well approximated by $\gamma \simeq \frac{3(w-1)}{6w-5}$ [63, 70–74], which for Λ CDM cosmology ($w = -1$) reduces to $\gamma \approx 6/11$. Inserting (21) into Eq. (19) we find

$$a \frac{dF(a)}{da} + F(a)^2 + X(a)F(a) = \frac{3}{2}\Omega_m(a)Q(a), \quad (22)$$

with

$$X(a) = \frac{1}{2} - \frac{3}{2}w(a)[1 - \Omega_m(a)], \quad (23)$$

where we have used the relations [52, 68]

$$w(a) = \frac{-1 - \frac{2}{3}a \frac{d \ln E}{da}}{1 - \Omega_m(a)}, \quad (24)$$

$$\Omega_m(a) = \frac{\Omega_{m0}a^{-3}}{E^2(a)}, \quad (25)$$

and thus

$$\frac{d\Omega_m(a)}{da} = \frac{3}{a}w(a)\Omega_m(a)[1 - \Omega_m(a)]. \quad (26)$$

We would like to mention that the above semi-analytical approximation of the growth rate, although convenient and useful at specific investigations, seems to reduce the numerical burden of the analysis and also to serve as a null diagnostic for the nature of dark energy. However, for different models than the concordance Λ CDM one, the approximation error increases as a function of the model parameters. This property could possibly flaw the extracted parameter values and the subsequent model selection. Furthermore, one needs to add at least one extra free parameter to the likelihood analysis. In summary, for the above reasons, in the following we prefer not to use this approximation and use the $f\sigma_8$ data in a completely model-independent, Bayesian way. In this way, namely using the full numerical solution of (19) instead of the growth index ($\gamma(z)$) semi-analytical approximation, we have the advantage of a reduced numerical error, as well as the independence from a certain gamma parameterization.

C. Specific $f(T)$ models

We close this section by presenting three specific viable $f(T)$ models with two parameters, one of which is independent, i.e. models that are efficient in successfully passing the confrontation with observations [52, 58]. Furthermore, we quantify their deviation from Λ CDM paradigm in a unified way, through the function $y(z, \mathbf{r})$ of (17) and a distortion parameter b . Hence, the elements of the \mathbf{r} vector, namely the parameters r_1 and r_2 , for all the following models are Ω_{m0} and b .

1. The power-law model [8] (hereafter f_1 CDM model), in which

$$f(T) = \alpha(-T)^b. \quad (27)$$

Inserting it into (7) at present time we find

$$\alpha = (6H_0^2)^{1-b} \frac{\Omega_{F0}}{2b-1}, \quad (28)$$

and hence the only free parameter is b . Additionally, (17) leads to

$$y(z, b) = E^{2b}(z, b). \quad (29)$$

Thus, for $b = 0$ the model f_1 CDM reduces to Λ CDM cosmology, i.e. $T + f(T) = T - 2\Lambda$, with $\Lambda = 3\Omega_{F0}H_0^2$ and $\Omega_{F0} = \Omega_{\Lambda0}$.

2. The square-root exponential model (hereafter f_2 CDM) [9]

$$f(T) = \alpha T_0(1 - e^{-p\sqrt{T/T_0}}). \quad (30)$$

In this case Eq. (7) at present gives

$$\alpha = \frac{\Omega_{F0}}{1 - (1+p)e^{-p}}, \quad (31)$$

while (17) leads to

$$y(z, p) = \frac{1 - (1+pE)e^{-pE}}{1 - (1+p)e^{-p}}. \quad (32)$$

f_2 CDM model reduces to Λ CDM paradigm for $p \rightarrow +\infty$, and thus we can replace p by $p = 1/b$, acquiring

$$y(z, b) = \frac{1 - (1 + \frac{E}{b})e^{-E/b}}{1 - (1 + \frac{1}{b})e^{-1/b}}, \quad (33)$$

which tends to 1 for $b \rightarrow 0^+$.

3. The exponential model (hereafter f_3 CDM) [52]:

$$f(T) = \alpha T_0(1 - e^{-pT/T_0}). \quad (34)$$

In this case

$$\alpha = \frac{\Omega_{F0}}{1 - (1+2p)e^{-p}}, \quad (35)$$

and

$$y(z, p) = \frac{1 - (1 + 2pE^2)e^{-pE^2}}{1 - (1 + 2p)e^{-p}}. \quad (36)$$

Finally, we may re-write these expressions using $p = 1/b$, obtaining

$$y(z, b) = \frac{1 - (1 + \frac{2E^2}{b})e^{-E^2/b}}{1 - (1 + \frac{2}{b})e^{-1/b}}, \quad (37)$$

which implies that for $b \rightarrow 0^+$ the f_3 CDM model reduces to Λ CDM one.

III. DATA AND METHODOLOGY

In this section we first present the various data sets and subsequently we describe the statistical methods that we employ. In particular, we use $f\sigma_8$ data, data from direct measurements of the Hubble parameter, and data from standard candles (SNIa). As a next step, we assess the quality of the fit with the aid of various information criteria. In what follows, we present explicitly the aforementioned steps.

A. Cosmological probes

1. $f\sigma_8$ data

An almost model-independent cosmological probe, namely the $f\sigma_8$ product, arises from the analysis of redshift-space distortions [75]. In the aforementioned product, $f(z)$ is the growth rate of clustering and σ_8 is the effective variance of the density function within spheres of radius $8 h^{-1} Mpc$, where linear perturbations is a good approximation. There is a large number of data points available in the literature. Hence, a usual problem that appears is that the degree of overlap between surveys is in general unknown, thus there are unknown correlations between the data points, which in turn makes the standard joint likelihood analysis unsuitable. For the above reasons, we choose to use a compilation of $f\sigma_8$ data that has been explicitly checked in terms of its robustness using information theoretical methods (see [76] and in particular their Table I, with the corresponding references). The relevant chi-square function reads

$$\chi_{f\sigma_8}^2 = \sum_{i=1}^{22} \left(\frac{f\sigma_{8,obs,i} - f\sigma_{8,theor}(a_i, \phi^{\nu+1})}{\sigma_i} \right)^2, \quad (38)$$

where $f\sigma_{8,theor}(a_i, \phi^{\nu+1}) = \sigma_8 \delta'(a_i, \phi^\nu) / \delta(1, \phi^\nu) a_i$ and a prime denotes derivative of the scale factor a . The quantity σ_8 is a free parameter. The statistical vector ϕ^ν contains the free parameters of the statistical model under consideration, which are the elements of the \mathbf{r} vector

plus the Hubble constant H_0 , the σ_8 , and the hyperparameters that are described latter in the text. The values $\delta'(a_i)$, $\delta(1)$ are calculated by the numerical solution of Eq. (19) for a given set of cosmological parameters.

2. Direct measurements of the Hubble expansion

From the latest $H(z)$ data set compilation available, Ref. [77], we use only data obtained from cosmic chronometers (CC). These are massive galaxies evolving “slowly” at certain intervals of the cosmic time. By using their differential age, one can measure the Hubble rate directly (see e.g. Ref. [78] and references therein). A striking advantage of the differential age of passive evolving galaxies is that the resulting measurement of the Hubble rate comes without any assumptions for the underlying cosmology. Our study incorporates $N = 31$ measurements of the Hubble expansion in the redshift range $0.07 \lesssim z \lesssim 2.0$.

Here, the corresponding χ_H^2 function reads

$$\chi_H^2(\phi^\nu) = \mathcal{H} \mathbf{C}_{H,\text{cov}}^{-1} \mathcal{H}^T, \quad (39)$$

where $\mathcal{H} = \{H_1 - H_0 E(z_1, \phi^\nu), \dots, H_N - H_0 E(z_N, \phi^\nu)\}$ and H_i are the observed Hubble rates at redshift z_i ($i = 1, \dots, N$).

3. Standard Candles

A “standard” or “standarizable” candle is a luminous extra-galactic astrophysical object with observable features that are independent of the cosmic time. The most studied standard candles are, arguably, Supernovae Type Ia (SNIa). We include in our analysis the most recent SNIa set data available, namely the binned Pantheon sample of Scolnic et. al. [79]. As discussed in the latter, the full dataset is very well approximated with the binned dataset of $N = 40$ data points in the redshift range $0.01 \lesssim z \lesssim 1.6$. The chi-square function of the SNIa data is given by

$$\chi_{SNIa}^2(\phi_{SNIa}^\nu) = \mu_{SNIa} \mathbf{C}_{SNIa,\text{cov}}^{-1} \mu_{SNIa}^T, \quad (40)$$

where $\mu_{SNIa} = \{\mu_1 - \mu_{\text{th}}(z_1, \phi^\nu), \dots, \mu_N - \mu_{\text{th}}(z_N, \phi^\nu)\}$. The distance modulus is given as $\mu_i = \mu_{B,i} - \mathcal{M}$, where $\mu_{B,i}$ is the apparent magnitude at maximum in the rest frame for redshift z_i , while the quantity \mathcal{M} is a hyperparameter (see [79] and references therein), quantifying uncertainties from various origins (astrophysical, data-reduction pipeline, etc). Furthermore, the theoretical form of the distance modulus reads

$$\mu_{\text{th}} = 5 \log \left(\frac{d_L(z)}{\text{Mpc}} \right) + 25, \quad (41)$$

where

$$d_L(z) = c(1+z) \int_0^z \frac{dx}{H(x, \phi^\nu)} \quad (42)$$

is the luminosity distance, for spatially flat FRWL geometry. It is apparent that \mathcal{M} and the normalized Hubble constant h are intrinsically degenerate in the context of the Pantheon data set, and therefore we are not in position to obtain any physical information regarding H_0 from SNIa data alone.

4. CMB shift data

The observations of temperature anisotropies in the CMB provide a valuable independent test for the reality of dark energy at the recombination epoch $z \sim 1090$. The photons were coupled to baryons and electrons before that red shift and decoupled right after. Due to the fact that in the Boltzmann and Einstein equations all the components of the universe are coupled, in order to extract information from the full spectrum, demanding numerical simulations are needed. A convenient and efficient way to summarize information from the CMB data, without using the full spectrum, is by employing the so-called CMB shift parameters or distance priors [80]. The main idea behind this approach is the simple fact that the impact of the underlying cosmology is much more severe at certain features of the power spectrum such as the position of a peak, as opposed to others, e.g. the shape of the curve in a slow-changing regime.

Following [80], we define

$$l_a = \pi \frac{r(z_*)}{r_s(z_*)} \quad (43)$$

$$\mathcal{R} = \sqrt{\Omega_{m0}} H_0 D_A(z_*) c^{-1}. \quad (44)$$

The quantity d_A is the standard angular diameter distance equal to $d_A = d_L(1+z)^{-1}$ and r_s is the co-moving sound horizon defined as

$$r_s = \int_0^t \frac{c_s(t') dt'}{a(t')} = \frac{c}{H_0} \int_0^a \frac{c_s(a') da'}{E(a') a'^2}, \quad (45)$$

where the sound velocity is $c_s(a) = 1/\sqrt{3(1+R_b a)}$ with $R_b = 31500 \Omega_{b0} h^2 (T_{\text{CMB}}/2.7K)^{-4}$ and $T_{\text{CMB}} = 2.7255K$. In order to obtain the redshift of the recombination epoch z_* we use the following fitting formula of [80]

$$z_* = 1048 [1 + 0.00124(\Omega_{b0} h^2)^{-0.738}] \times [1 + g_1 (\Omega_{m0} h^2)^{g_2}], \quad (46)$$

where the quantities g_1, g_2 are defined as

$$g_1 = \frac{0.0783(\Omega_{b0} h^2)^{-0.238}}{1 + 39.5(\Omega_{b0} h^2)^{0.763}}, \quad g_2 = \frac{0.560}{1 + 21.1(\Omega_{b0} h^2)^{1.81}}. \quad (47)$$

and Ω_{b0} is the normalized baryon energy density today.

The relevant χ^2 expression is

$$\chi_{\text{CMB}}^2 = (\Delta l_a, \Delta \mathcal{R}, \Delta \Omega_*) C_{\text{cov}}^{-1} (\Delta l_a, \Delta \mathcal{R}, \Delta \Omega_*)^T, \quad (48)$$

Model	Ω_{m0}	h	b	σ_8	\mathcal{M}	$\Omega_b h^2$	χ^2_{\min}	χ_{\min}/dof
$H(z) + SNIa + f\sigma_8$								
f_1	$0.291^{+0.034}_{-0.029}$	$0.6921^{+0.0185}_{-0.0181}$	$0.021^{+0.183}_{-0.249}$	$0.778^{+0.080}_{-0.063}$	-19.378 ± 0.054	-	66.968	0.761
f_2	$0.282^{+0.024}_{-0.029}$	0.693 ± 0.018	$0.180^{+0.176}_{-0.133}$	$0.789^{+0.051}_{-0.041}$	$-19.372^{+0.054}_{-0.053}$	-	69.000	0.784
f_3	0.290 ± 0.020	$0.6928^{+0.018}_{-0.020}$	$0.097^{+0.074}_{-0.070}$	0.775 ± 0.035	-19.374 ± 0.053	-	67.767	0.770
Λ CDM	$0.293^{+0.020}_{-0.019}$	$0.6929^{+0.0184}_{-0.0180}$	-	$0.769^{+0.033}_{-0.033}$	-19.376 ± 0.053	-	67.019	0.753
$H(z) + SNIa + f\sigma_8 + CMB_{shift}$								
f_1	0.302 ± 0.0110	0.6860 ± 0.0114	$-0.063^{+0.076}_{-0.087}$	$0.753^{+0.032}_{-0.030}$	-19.399 ± 0.027	0.0223 ± 0.0002	67.707	0.752
f_2	0.310 ± 0.008	$0.6780^{+0.0064}_{-0.0063}$	$0.095^{+0.073}_{-0.061}$	$0.758^{+0.032}_{-0.030}$	$-19.419^{+0.017}_{-0.016}$	0.0223 ± 0.0002	69.306	0.797
f_3	0.309 ± 0.008	$0.6770^{+0.0064}_{-0.0062}$	$0.081^{+0.058}_{-0.051}$	0.793 ± 0.035	-19.418 ± 0.016	0.0223 ± 0.0002	68.967	0.793
Λ CDM	0.309 ± 0.008	$0.6777^{+0.0060}_{-0.0058}$	-	$0.757^{+0.032}_{-0.030}$	-19.417 ± 0.016	$0.0223^{+0.0001}_{-0.0002}$	68.110	0.748

TABLE I: Observational constraints and the corresponding χ^2_{\min} for the power-law f_1 CDM model (27), for the square-root exponential model f_2 CDM model (30), and for the exponential model f_3 CDM model (34), using CC/Pantheon/ $f\sigma_8$ and CC/Pantheon/ $f\sigma_8$ /CMB_{shift} datasets. For direct comparison we additionally include the concordance Λ CDM scenario.

where $\Delta l_a = l_a - 301.77$, $\Delta \mathcal{R} = \mathcal{R} - 1.7482$, $\Delta \Omega_* = \Omega_{b0} - 0.02226$. The corresponding uncertainties are $\sigma_l = 0.090$, $\sigma_{\mathcal{R}} = 0.0048$, $\sigma_{\Omega_*} = 0.00016$, while the covariance matrix is $C_{ij} = \sigma_{ij} c_{ij}$, where σ_{ij} is the uncertainty and c_{ij} the elements of the normalized covariance matrix taken from [81]. We mention here that the aforementioned data are taken from the Planck 2015 results [81].

5. Joint analysis

For obtaining the joint constraints on the cosmological parameters from P cosmological probes, we define the total likelihood function as follows

$$\mathcal{L}_{\text{tot}}(\phi^\psi) = \prod_{p=1}^P \exp(-\chi_p^2). \quad (49)$$

Moreover, the corresponding χ^2_{tot} expression is given by

$$\chi^2_{\text{tot}} = \sum_{p=1}^P \chi_p^2. \quad (50)$$

The statistical vector has dimension k , that is ν parameters of the model at hand plus the number ν_{hyp} of hyper-parameters from the data sets used, resulting to $k = \nu + \nu_{\text{hyp}}$. Finally, the vector containing the free parameters that we constrain is $\phi^\mu = \{\Omega_{m0}, h, b, \sigma_{8,0}, \mathcal{M}\}$ for the CC + SNIa + $f\sigma_8$ dataset and $\phi^\mu = \{\Omega_{m0}, h, b, \sigma_{8,0}, \mathcal{M}, \Omega_b h^2\}$ for the CC + SNIa + $f\sigma_8$ + CMB_{shift} dataset. However, there is no difference between the intrinsic hyper-parameters of a given data set and the free parameters of a cosmological model from the statistical perspective. Regarding the problem of likelihood maximization, we use an affine-invariant Markov Chain Monte Carlo sampler [82], as it is implemented

within the open-source Python package emcee [83]. We used 900 chains (walkers) and 3000 steps (states). The convergence of the MCMC algorithm is checked with auto-correlation time considerations.

Finally, let us make the following comment. It is well known that the growth rate data may depend on the fiducial cosmological model utilized by various teams to convert redshifts to distances. This is the so called Alcock-Paczynski effect. In order to correct the data one has to rescale the $f\sigma_8$ measurements and uncertainties by the ratios of $H(z)D_A(z)$ of the cosmology used, to that of the reference one [84, 85]. However, as found in [85] (see their Fig. 1), the above correction is very small. Indeed, applying this correction in the case of the power-law f_1 CDM model of the present work we verify that the constraints are in agreement (within 1σ) with those based on the original published growth data.

B. Information Criteria and Model Selection

For the purpose of comparing a set of cosmological models regarding to their empirical predictions given the data, we use the Akaike Information Criterion (AIC) [86], the Bayesian Information Criterion (BIC) [87], and the Deviance Information Criterion [88].

The AIC criterion confronts the problem of model adequacy at the grounds of information theory. Specifically, it is an estimator of the Kullback-Leibler information with the property of asymptotically unbiasedness. Within the standard assumption of Gaussian errors, the AIC estimator is given by [89, 90]

$$\text{AIC} = -2 \ln(\mathcal{L}_{\text{max}}) + 2k + \frac{2k(k+1)}{N_{\text{tot}} - k - 1}, \quad (51)$$

where \mathcal{L}_{max} is the maximum likelihood of the data set(s)

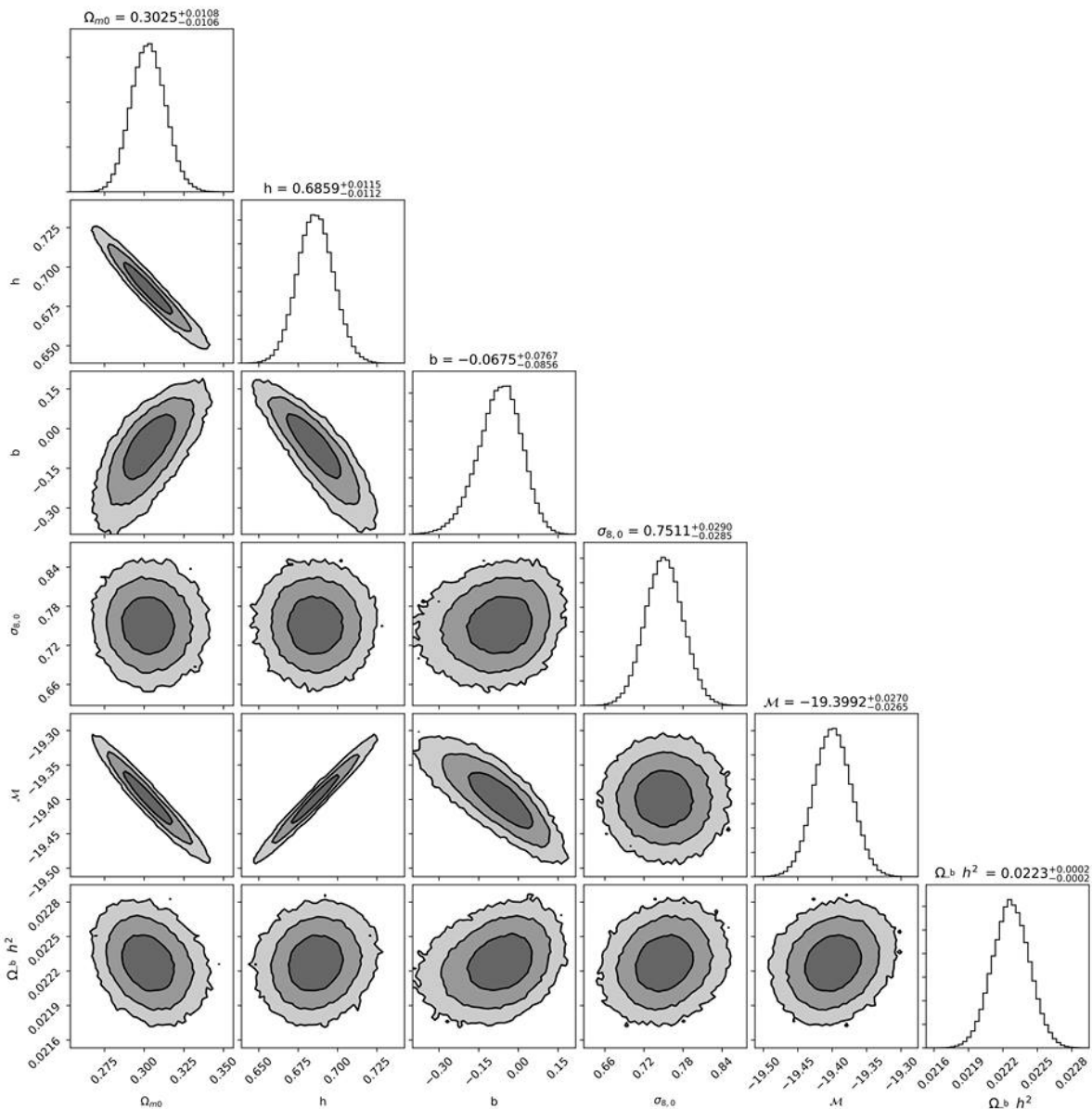


FIG. 1: The 1σ , 2σ and 3σ iso-likelihood contours for the power-law f_1 CDM model (27), for all possible 2D subsets of the parameter space ($\Omega_{m0}, b, h, \sigma_8, \mathcal{M}$). Additionally, we provide the mean values of the parameters within the 1σ area of the MCMC chain. We have used joint analysis of CC/Pantheon/ f_8 /CMB_{shift} data.

under consideration and N_{tot} is the total number of data points. Naturally, for large number of data points N_{tot} , this expression reduces to $\text{AIC} \simeq -2 \ln(\mathcal{L}_{\text{max}}) + 2k$, which corresponds to the ubiquitous form of the AIC criterion. Thus, it is preferable to use the modified AIC criterion in all cases [91].

The BIC criterion is an estimator of the Bayesian evidence (see e.g. [89–91] and references therein), and is given as

$$\text{BIC} = -2 \ln(\mathcal{L}_{\text{max}}) + k \log(N_{\text{tot}}). \quad (52)$$

The DIC criterion is formulated using concepts from both Bayesian statistics and information theory [88] and is

given as [91]

$$\text{DIC} = D(\overline{\phi^\mu}) + 2C_B, \quad (53)$$

where C_B is referred as Bayesian complexity. In particular, $C_B = \overline{D(\phi^\mu)} - D(\overline{\phi^\mu})$, where the overline denotes the usual mean value. Additionally, $D(\phi^\mu)$ is the Bayesian Deviation, which for a general class of distributions, that is the exponential family, it corresponds to $D(\phi^\mu) = -2 \ln(\mathcal{L}(\phi^\mu))$. This quantity is closely connected to the effective degrees of freedom [88], which is the number of parameters that actually contribute to the fitting. To illustrate this, considering a model with a set

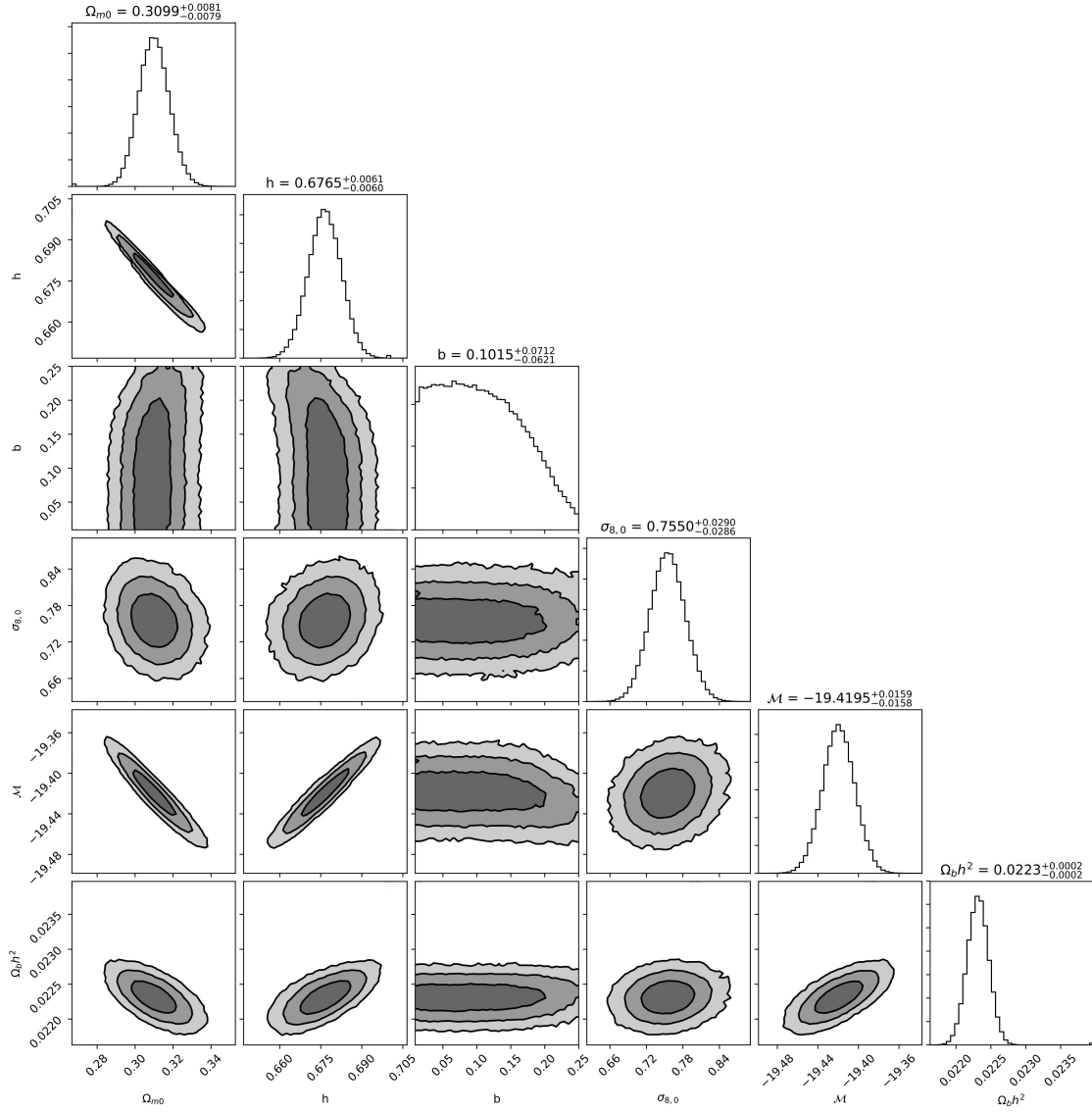


FIG. 2: The 1 σ , 2 σ and 3 σ iso-likelihood contours for the square-root exponential model $f_2\text{CDM}$ model (30), for all possible 2D subsets of the parameter space ($\Omega_{m0}, b, h, \sigma_8, \mathcal{M}$). Additionally, we provide the mean values of the parameters within the 1 σ area of the MCMC chain. We have used joint analysis of CC/Pantheon/ $f\sigma_8$ /CMB_{shift} data.

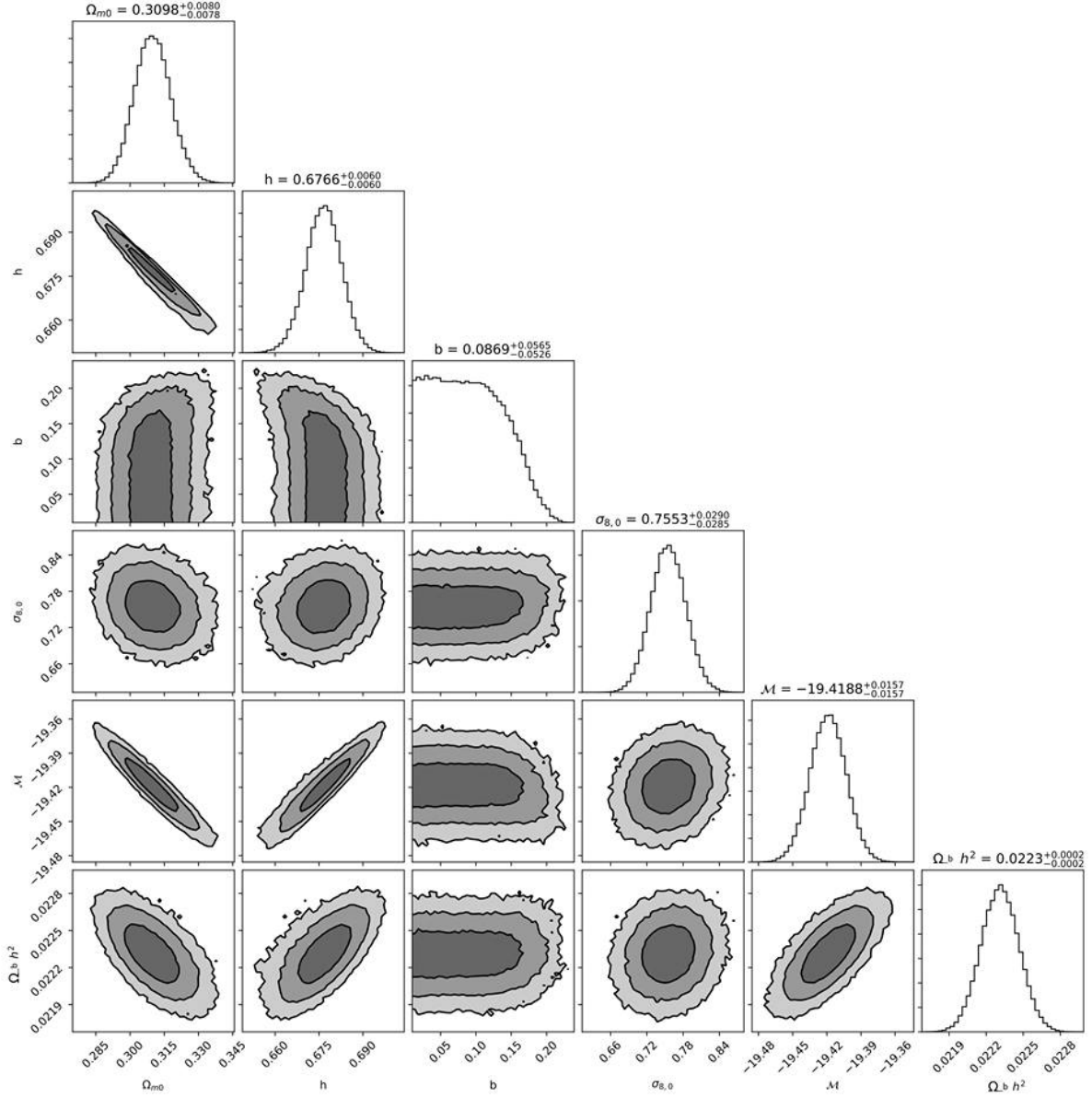


FIG. 3: The 1σ , 2σ and 3σ iso-likelihood contours for the exponential model $f_3\text{CDM}$ model (34), for all possible 2D subsets of the parameter space $(\Omega_{m0}, b, h, \sigma_{8,0}, \mathcal{M})$. Additionally, we provide the mean values of the parameters within the 1σ area of the MCMC chain. We have used joint analysis of CC/Pantheon/ $f\sigma_8$ /CMB_{shift} data.

of free parameters S , and a data set D , it is possible that we will be able to constrain only a subset of S . While AIC and BIC criteria will penalize the model using the total number of free parameters, DIC criterion will “count” only the effective number of parameters in the context of D . Moreover, DIC utilizes the full log-likelihood sampling instead of just the maximum. In theory, employing only the likelihood value at the peak in our Bayesian framework could reduce the accuracy of the \mathcal{L}_{max} , as we calculate the mean value of the likelihood inside the 1σ area. However, by using “long” chains, we obtain \mathcal{L}_{max} values with enough accuracy to use them to calculate AIC and BIC. An appealing feature of DIC is that, given the MCMC samples, its calculation is computationally cheap.

Given a set of rival models, our task is to rank the models at hand according to their fitting quality at the empirical data. We utilize the criteria presented previously, and more specifically the relative difference of the IC value for the given set of models, $\Delta\text{IC}_{\text{model}} = \text{IC}_{\text{model}} - \text{IC}_{\text{min}}$, where the IC_{min} is the minimum IC value in the set of competing models. We assign “probability of correctness” to each model using the following rule [89, 90]:

$$P \simeq \frac{e^{-\Delta\text{IC}_i}}{\sum_{i=1}^n e^{-\Delta\text{IC}_i}}, \quad (54)$$

where i runs over the set of n models under consideration. In a direct analogy to the Bayes ratio [92], the quantity $\Delta\text{IC}_1/\Delta\text{IC}_2$ could be thought as a measure of the relative strength of observational support between the two models. Further, in the context of the Jeffreys scale, as defined in [93], the condition $\Delta\text{IC} \leq 2$, corresponds to statistical compatibility of the model at hand with the most favoured model by the data, while the condition $2 < \Delta\text{IC} < 6$ implies a middle tension between the two models, and the condition $\Delta\text{IC} \geq 10$ suggests a strong tension.

IV. RESULTS

In this section we confront $f(T)$ gravity, and in particular the three models $f_1\text{CDM}$, $f_2\text{CDM}$, $f_3\text{CDM}$ presented in subsection II C, with the above observational datasets, following the aforementioned methods. The results for the parameters are summarized in Table I. Additionally, in Figs. 1, 2, 3 we present the corresponding contour plots for each model respectively.

Comparing our SNIa + $H(z)$ + $f\sigma_8$ results with the corresponding ones obtained using $H(z)$ and Standard Candles data in [58], we report $\sim 1\sigma$ compatibility in all cases. However, in the present work we have obtained $\sim 40\%$ smaller b values, and $\sim 17\%$ larger matter-energy densities values, while the error bars are about the same. A possible interpretation of the matter - energy density increment could be that it arises from the Pantheon SN Ia sample that we use here instead of the JLA one (see

Model	AIC	ΔAIC	BIC	ΔBIC	DIC	ΔDIC
$H(z) + \text{SNIa} + f\sigma_8$						
$f_1\text{CDM}$	77.658	2.184	89.631	4.482	75.572	0.609
$f_2\text{CDM}$	79.689	4.214	91.663	6.513	75.185	0.222
$f_3\text{CDM}$	78.456	2.982	90.430	5.281	74.736	0
ΛCDM	75.474	0	85.149	0	74.963	0.227
$H(z) + \text{SNIa} + f\sigma_8 + \text{CMB}_{\text{shift}}$						
$f_1\text{CDM}$	80.651	1.874	95.093	4.161	79.464	1.954
$f_2\text{CDM}$	82.282	3.505	96.501	5.569	77.510	0
$f_3\text{CDM}$	81.944	3.167	96.163	5.231	77.539	0.029
ΛCDM	78.777	0	90.932	0	78.062	0.552

TABLE II: The information criteria AIC, BIC and DIC for the examined cosmological models, along with the corresponding differences $\Delta\text{IC} \equiv \text{IC} - \text{IC}_{\text{min}}$.

[79] for this effect on ΛCDM). Note that in our current work we do not use the γ -parametrization that was used in [52], and thus although the $f(T)$ models analyzed in both works are the same, the statistical models are not.

Further, regarding our results using the $\text{SNIa} + H(z) + f\sigma_8 + \text{CMB}_{\text{shift}}$ dataset, we observe 1σ compatibility of all acquired parameter values with the corresponding values obtained from late Universe data only. As for the model selection criteria, DIC criterion advocates on behalf f_2 model, while BIC and AIC criteria suggest the concordance model. Again, in contrast with other works (i.e [58]) f_2 and f_3 models are better than f_1 .

We close this section by testing the statistical significance of our constraints. We implement the AIC, BIC and DIC criteria described in subsection III B, and we present the results in Table II. A general conclusion is that the concordance ΛCDM paradigm seems to be favoured by the AIC and BIC criteria. However, within the Deviance Information Criterion, the $f_3\text{CDM}$ model seems to be favoured with a very small difference between the competing models, and this is a novel result comparing to previous observational works, where $f_1\text{CDM}$ model seemed to be the most favoured one [52, 58]. As we discussed in section III, in general the DIC criterion is more credible than the other two since it considers the *effective* parameters number and moreover it takes into account the whole amount of information available from the sampling of the likelihood. Due to the small ΔIC differences ($\ll 2$) between the competing models, we are not in position to discriminate between them, and thus they can be considered as statistically equivalent.

V. CONCLUSIONS

In this work we used observational data from Supernovae (SNIa) Pantheon sample, from direct measure-

ments of the Hubble parameter that is cosmic chronometers (CC), from the Cosmic Microwave Background shift parameter $\text{CMB}_{\text{shift}}$, and from redshift space distortions measurements ($f\sigma_8$), in order to constrain $f(T)$ gravity. Additionally, we did not follow the common γ parameterization within the semi-analytical approximation of the growth rate, in order to avoid model dependent uncertainties. Up to our knowledge this is the first time that $f(T)$ gravity is analyzed within a Bayesian framework, and with background and perturbation behaviour considered jointly.

We considered three $f(T)$ models, which are viable since they pass the basic observational tests, and we quantified their deviation from Λ CDM cosmology through a sole parameter. Our analysis revealed that these $f(T)$ models are able to describe adequately the $f\sigma_8$ data. Furthermore, by applying AIC and BIC criteria we deduced that Λ CDM cosmology is still favoured by the $\text{CC}+\text{SNIa}+f\sigma_8+\text{CMB}_{\text{shift}}$ joint analysis. The extracted parameter values are in good agreement with previous observational analyses which used only back-

ground data [58], however an interesting finding is that while the previous works favoured f_1 CDM model, the present investigation seems to favour f_3 CDM one.

Finally, applying the more efficient DIC criterion we saw that the smallness of ΔIC suggest statistical equivalence between f_2 CDM, f_3 CDM and the concordance Λ CDM cosmology. This could offer a motivation for using these two models for developing a new, more competitive $f(T)$ scenario. In summary, $f(T)$ modified gravity is a good candidate for the description of nature and deserves further investigation.

Acknowledgments

This article is based upon work from COST Action ‘‘Cosmology and Astrophysics Network for Theoretical Advances and Training Actions’’, supported by COST (European Cooperation in Science and Technology).

-
- [1] S. Capozziello and M. De Laurentis, *Phys. Rept.* **509**, 167 (2011) [1108.6266 [gr-qc]].
- [2] S. Nojiri and S. D. Odintsov, non-invariant *Phys. Rept.* **505**, 59 (2011) [1011.0544 [gr-qc]].
- [3] Y. F. Cai, S. Capozziello, M. De Laurentis and E. N. Saridakis, *Rept. Prog. Phys.* **79**, no. 10, 106901 (2016) [1511.07586 [gr-qc]].
- [4] A. Einstein 1928, *Sitz. Preuss. Akad. Wiss.* p. 217; *ibid* p. 224; A. Unzicker and T. Case, [physics/0503046].
- [5] K. Hayashi and T. Shirafuji, *Phys. Rev. D* **19**, (1979) 3524.
- [6] R. Aldrovandi and J. G. Pereira, *Teleparallel Gravity*, vol. 173. Springer Science+Business Media Dordrecht, 2013, 10.1007/978-94-007-5143-9.
- [7] J. W. Maluf, *Annalen Phys.* **525**, (2013) 339, [1303.3897].
- [8] G. R. Bengochea and R. Ferraro, *Dark torsion as the cosmic speed-up*, *Phys. Rev. D* **79** (2009) 124019, [0812.1205].
- [9] E. V. Linder, *Phys. Rev. D* **81** (2010) 127301, [1005.3039].
- [10] S. H. Chen, J. B. Dent, S. Dutta and E. N. Saridakis, *Phys. Rev. D* **83**, 023508 (2011) [1008.1250 [astro-ph.CO]].
- [11] R. Myrzakulov, *Gen. Rel. Grav.* **44**, 3059 (2012) [1008.4486 [physics.gen-ph]].
- [12] R. Zheng and Q. G. Huang, *JCAP* **1103**, (2011) 002, [1010.3512].
- [13] K. Bamba, C. Q. Geng, C. C. Lee and L. W. Luo, *JCAP* **1101**, 021 (2011) [1011.0508 [astro-ph.CO]].
- [14] Y. F. Cai, S. H. Chen, J. B. Dent, S. Dutta and E. N. Saridakis, *Class. Quant. Grav.* **28**, 215011 (2011) [1104.4349 [astro-ph.CO]].
- [15] M. Li, R. X. Miao and Y. G. Miao, *JHEP* **1107**, (2011) 108, [1105.5934].
- [16] S. Capozziello, V. F. Cardone, H. Farajollahi and A. Ravanpak, *Phys. Rev. D* **84**, (2011) 043527, [1108.2789].
- [17] Y. P. Wu and C. Q. Geng, *Phys. Rev. D* **86**, (2012) 104058, [1110.3099].
- [18] H. Wei, X. J. Guo and L. F. Wang, *Phys. Lett. B* **707**, (2012) 298, [1112.2270].
- [19] J. Amoros, J. de Haro and S. D. Odintsov, *Phys. Rev. D* **87**, (2013) 104037 [1305.2344].
- [20] G. Otalora, *Phys. Rev. D* **88**, (2013) 063505, [1305.5896].
- [21] K. Bamba, S. D. Odintsov and D. Saez-Gomez, *Phys. Rev. D* **88**, 084042 (2013) [1308.5789 [gr-qc]].
- [22] J. T. Li, C. C. Lee and C. Q. Geng, *Eur. Phys. J. C* **73**, no. 2, 2315 (2013) [1302.2688 [gr-qc]].
- [23] Y. C. Ong, K. Izumi, J. M. Nester and P. Chen, *Phys. Rev. D* **88** (2013) 2, 024019, [1303.0993].
- [24] G. G. L. Nashed and W. El Hanafy, *Eur. Phys. J. C* **74**, 3099 (2014) [1403.0913 [gr-qc]].
- [25] F. Darabi, M. Mousavi and K. Atazadeh, *Phys. Rev. D* **91** (2015) 084023, [1501.00103].
- [26] J. Haro and J. Amoros, *JCAP* **1412**, no. 12, 031 (2014) [1406.0369 [gr-qc]].
- [27] W. D. Guo, Q. M. Fu, Y. P. Zhang and Y. X. Liu, *Phys. Rev. D* **93**, no. 4, (2016) 044002, [1511.07143].
- [28] K. Bamba, G. G. L. Nashed, W. El Hanafy and S. K. Ibraheem, *Phys. Rev. D* **94**, no. 8, 083513 (2016) [1604.07604 [gr-qc]].
- [29] M. Malekjani, N. Haidari and S. Basilakos, *Mon. Not. Roy. Astron. Soc.* **466**, no. 3, (2017) 3488, [1609.01964].
- [30] G. Farrugia and J. L. Said, *Phys. Rev. D* **94**, no. 12, (2016) 124054, [1701.00134].
- [31] S. Bahamonde, C. G. Böhrer and M. M. Krššák, *Phys. Lett. B* **775**, (2017) 37, [1706.04920].
- [32] J. Z. Qi, S. Cao, M. Biesiada, X. Zheng and H. Zhu, *Eur. Phys. J. C* **77**, no. 8, 502 (2017) [1708.08603 [astro-ph.CO]].
- [33] L. Karpathopoulos, S. Basilakos, G. Leon, A. Paliathanasis and M. Tsamparlis, *Gen. Rel. Grav.* **50**, 79 (2018) [1709.02197 [gr-qc]].
- [34] H. Abedi, S. Capozziello, R. D’Agostino and O. Luongo,

- Phys. Rev. D **97**, no. 8, 084008 (2018) [1803.07171 [gr-qc]].
- [35] R. D'Agostino and O. Luongo, Phys. Rev. D **98**, no. 12, 124013 (2018) [1807.10167 [gr-qc]].
- [36] M. Krssak, R. J. Van Den Hoogen, J. G. Pereira, C. G. Boehmer and A. A. Coley, [1810.12932 [gr-qc]].
- [37] D. Iosifidis and T. Koivisto, [1810.12276 [gr-qc]].
- [38] S. Chakrabarti, J. L. Said and K. Bamba, Eur. Phys. J. C **79**, no. 6, 454 (2019) [1905.09711 [gr-qc]].
- [39] S. Davood Sadatian, EPL **126**, no. 3, 30004 (2019).
- [40] G. Kofinas and E. N. Saridakis, Phys. Rev. D **90**, 084044 (2014) [1404.2249 [gr-qc]].
- [41] G. Kofinas and E. N. Saridakis, Phys. Rev. D **90**, 084045 (2014) [1408.0107 [gr-qc]].
- [42] C.-Q. Geng, C.-C. Lee, E. N. Saridakis and Y.-P. Wu, Phys. Lett. B **704** (2011) 384–387, [1109.1092].
- [43] M. Hohmann, Järv and U. Ualikhanova, Phys. Rev. D **97**, no. 10, 104011 (2018) [1801.05786].
- [44] L. Iorio and E. N. Saridakis, Mon. Not. Roy. Astron. Soc. **427** (2012) 1555, [1203.5781].
- [45] L. Iorio, N. Radicella and M. L. Ruggiero, JCAP **1508**, no. 08, 021 (2015) [1505.06996 [gr-qc]].
- [46] G. Farrugia, J. L. Said and M. L. Ruggiero, Phys. Rev. D **93**, no. 10, 104034 (2016) [1605.07614 [gr-qc]].
- [47] Y. F. Cai, C. Li, E. N. Saridakis and L. Xue, Phys. Rev. D **97**, no. 10, 103513 (2018), [1801.05827].
- [48] R. C. Nunes, S. Pan and E. N. Saridakis, Phys. Rev. D **98**, no. 10, 104055 (2018) [1810.03942 [gr-qc]].
- [49] R. C. Nunes, M. E. S. Alves and J. C. N. de Araujo, [1905.03237 [gr-qc]].
- [50] P. Wu, H. W. Yu, Phys. Lett. B **693**, 415 (2010), [1006.0674].
- [51] V. F. Cardone, N. Radicella and S. Camera, Phys. Rev. (2012) 124007, [1204.5294].
- [52] S. Nesseris, S. Basilakos, E. N. Saridakis and L. Perivolaropoulos, Phys. Rev. D **88** (2013) 103010, [1308.6142].
- [53] S. Capozziello, O. Luongo and E. N. Saridakis, Phys. Rev. D **91** (2015) 124037, [1503.02832].
- [54] S. Basilakos, Phys. Rev. D **93**, no. 8, (2016) 083007, [1604.00264].
- [55] R. C. Nunes, S. Pan and E. N. Saridakis, JCAP **1608**, no. 08, 011 (2016) [1606.04359 [gr-qc]].
- [56] R. C. Nunes, A. Bonilla, S. Pan and E. N. Saridakis, Eur. Phys. J. C **77**, no. 4, 230 (2017) [1608.01960 [gr-qc]].
- [57] R. C. Nunes, JCAP **1805**, no. 05, 052 (2018) [1802.02281 [gr-qc]].
- [58] S. Basilakos, S. Nesseris, F. K. Anagnostopoulos and E. N. Saridakis, JCAP **1808**, no. 08, 008 (2018) [1803.09278 [astro-ph.CO]].
- [59] B. Xu, H. Yu and P. Wu, Astrophys. J. **855**, no. 2, 89 (2018).
- [60] W. Yang, S. Pan, E. Di Valentino, R. C. Nunes, S. Vagnozzi and D. F. Mota, JCAP **1809**, no. 09, 019 (2018) [1805.08252 [astro-ph.CO]].
- [61] Weitzenböck R., *Invarianten Theorie*, Nordhoff, Groningen (1923).
- [62] R. Gannouji, B. Moraes and D. Polarski, JCAP **0902**, 034 (2009) [0809.3374 [astro-ph]].
- [63] A. Lue, R. Scoccimarro and G. D. Starkman, Phys. Rev. D **69**, 124015 (2004) [astro-ph/0401515].
- [64] E. V. Linder, Phys. Rev. D **72**, 043529 (2005) [astro-ph/0507263].
- [65] H. F. Stabenau and B. Jain, Phys. Rev. D **74**, 084007 (2006) [astro-ph/0604038].
- [66] J. P. Uzan, Gen. Rel. Grav. **39**, 307 (2007) [astro-ph/0605313].
- [67] S. Tsujikawa, K. Uddin and R. Tavakol, Phys. Rev. D **77**, 043007 (2008) [0712.0082 [astro-ph]].
- [68] S. Basilakos, S. Nesseris and L. Perivolaropoulos, Phys. Rev. D **87**, 123529 (2013) [1302.6051 astro-ph.CO]].
- [69] P. J. E. Peebles, *Principles of Physical Cosmology*, Princeton University Press, Princeton New Jersey (1993).
- [70] V. Silveira and I. Waga, Phys. Rev. D **50**, 4890 (1994).
- [71] L. M. Wang and P. J. Steinhardt, Astrophys. J. **508**, 483 (1998) [astro-ph/9804015].
- [72] E. V. Linder, Phys. Rev. D **70**, 023511 (2004) [astro-ph/0402503].
- [73] E. V. Linder and R. N. Cahn, Astropart. Phys. **28**, 481 (2007) [astro-ph/0701317].
- [74] S. Nesseris and L. Perivolaropoulos, Phys. Rev. D **77**, 023504 (2008) [0710.1092 [astro-ph]].
- [75] Y. S. Song and W. J. Percival, JCAP **0910**, 004 (2009) [0807.0810 [astro-ph]].
- [76] B. Sagredo, S. Nesseris and D. Sapone, Phys. Rev. D **98**, no. 8, 083543 (2018) [1806.10822 [astro-ph.CO]].
- [77] H. Yu, B. Ratra and F. Y. Wang, Astrophys. J. **856**, no. 1, 3 (2018) [1711.03437 [astro-ph.CO]].
- [78] M. Moresco, R. Jimenez, L. Verde, L. Pozzetti, A. Cimatti and A. Citro, Astrophys. J. **868**, no. 2, 84 (2018) [1804.05864 [astro-ph.CO]].
- [79] D. M. Scolnic *et al.*, Astrophys. J. **859** (2018) no.2, 101 [1710.00845 [astro-ph.CO]].
- [80] W. Hu and N. Sugiyama, Astrophys. J. **471**, 542 (1996) [astro-ph/9510117].
- [81] Y. Wang and M. Dai, Phys. Rev. D **94**, no. 8, 083521 (2016) [1509.02198 [astro-ph.CO]].
- [82] J. Goodman and J. Weare, Comm. App. Math. and Comp. Sci. **5**, 65 (2010).
- [83] D. Foreman-Mackey, D. W. Hogg, D. Lang and J. Goodman, Publ. Astron. Soc. Pac. **125**, 306 (2013) [1202.3665 [astro-ph.IM]].
- [84] S. Nesseris, G. Pantazis and L. Perivolaropoulos, $G_{\text{eff}}(z)$ Phys. Rev. D **96**, no. 2, 023542 (2017) [1703.10538 [astro-ph.CO]].
- [85] E. Macaulay, I. K. Wehus and H. K. Eriksen, Phys. Rev. Lett. **111**, no. 16, 161301 (2013) [1303.6583 [astro-ph.CO]].
- [86] H. Akaike, IEEE Transactions on Automatic Control, **19**, (1974) 716.
- [87] G. Schwarz, Ann. Statist., **6**, 2 (1978), 461-464.
- [88] Spiegelhalter, David J., et al. Jour. of the R. Stat. Soc., **64** 4 (2002): 583-639.
- [89] K. Anderson, *Model selection and multimodel inference: a practical information-theoretic approach*, 2nd edn. Springer, New York (2002).
- [90] K. Anderson, Sociological Methods and Research **33**, 261 (2004).
- [91] A. R. Liddle, Mon. Not. Roy. Astron. Soc. **377**, (2007) L74, [0701113].
- [92] H. Jeffreys, *The theory of probability*, Clarendon Press, Oxford (1998).
- [93] R. E. Kass and A. E. Raftery, J. Am. Statist. Assoc. **90**, no. 430, 773 (1995).